



**Georgia Power Company**  
**Plant McIntosh Landfill No. 4**  
Permit No. 051-010D(CCR)  
Effingham County

**2023 ANNUAL GROUNDWATER MONITORING AND  
CORRECTIVE ACTION REPORT**



**ATLANTIC COAST  
CONSULTING, INC.**

## PROFESSIONAL CERTIFICATION

This *2023 Annual Groundwater Monitoring and Corrective Action Report, Georgia Power Company – Plant McIntosh Existing Landfill No. 4* has been prepared in compliance with the United States Environmental Protection Agency Coal Combustion Residuals Rule [40 Code of Federal Regulations (CFR) 257 Subpart D], specifically § 257.90(e), and the Georgia Environmental Protection Division Rules for Solid Waste Management 391-3-4-.10 by a qualified groundwater scientist or engineer with Atlantic Coast Consulting, Inc. (ACC). I hereby certify that I am a qualified groundwater scientist, in accordance with the Georgia Rules of Solid Waste Management 391-3-4-.01.

## ATLANTIC COAST CONSULTING, INC.



Charles B. Adams, P.G.  
Project Manager  
Date: January 31, 2024



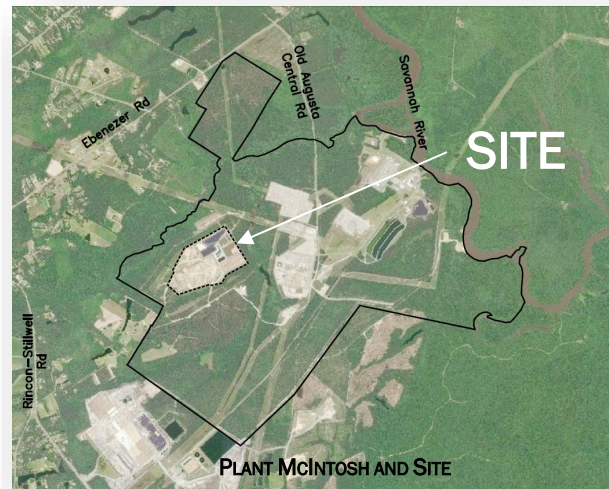
Chad Hall, PhD, P.E.  
Senior Professional Engineer  
Date: January 31, 2024

## SUMMARY

This summary of the *2023 Annual Groundwater Monitoring and Corrective Action Report* provides the January through December 2023 groundwater monitoring and corrective action program status for Georgia Power Company (Georgia Power) Plant McIntosh Existing Landfill No. 4 (Site). This summary was prepared by Atlantic Coast Consulting, Inc. (ACC) on behalf of Georgia Power to meet the requirements listed in Part A, Section 6<sup>1</sup> of the United States Environmental Protection Agency (US EPA) Coal Combustion Residuals (CCR) Rule [40 Code of Federal Regulations (CFR) 257 Subpart D].

Plant McIntosh is located at 981 Old Augusta Central Road, approximately 4 miles northeast of the City of Rincon, in Effingham County, Georgia. The Site is located on the western portion of the Plant McIntosh property.

Groundwater at the Site is monitored using a comprehensive monitoring system of wells installed to meet federal and state monitoring requirements of Permit No. 051-010D(CCR). Routine sampling and reporting began after background groundwater conditions were established between August 2004 and November 2006 in accordance with the Handling Permit for CCR requirements specified in the Design and Operation (D&O) Plan. The monitoring program was modified to include Appendix III parameters<sup>2</sup> to meet the requirements of 40 CFR § 257.90 through § 257.95. Background groundwater conditions for Appendix III and IV parameters<sup>3</sup> were established between April 2016 and July 2017. During the annual reporting period, the Site remained in detection monitoring.



During the 2023 annual reporting period, ACC conducted semiannual groundwater sampling events in February 2023 and July 2023. Groundwater samples were submitted to Eurofins Environment Testing America (Eurofins) for analysis. Per the CCR Rule, groundwater results

---

<sup>1</sup> 80 FR 21468, Apr. 17, 2015, as amended at 81 FR 51807, Aug. 5, 2016; 83 FR 36452, July 30, 2018; 85 FR 53561, Aug. 28, 2020

<sup>2</sup> Boron, calcium, chloride, fluoride, pH, sulfate, and total dissolved solids (TDS)

<sup>3</sup> Antimony, arsenic, barium, beryllium, cadmium, chromium, cobalt, fluoride, lead, lithium, mercury, molybdenum, selenium, thallium, and radium 226+228

for 2023 data were evaluated in accordance with the certified statistical methods. That evaluation did not indicate statistically significant values of required parameters in any well.

Based on review of the Appendix III statistical results completed for the groundwater monitoring and corrective action program from January through December 2023, the Site will continue in detection monitoring. Georgia Power will continue routine groundwater monitoring and reporting at the Site. Reports will be posted to Georgia Power's website and provided to the Georgia Environmental Protection Division (EPD) semiannually.



## TABLE OF CONTENTS

Section	Page No.
1.0 INTRODUCTION .....	1
1.1 Site Description and Background .....	1
1.2 Regional Geology and Hydrogeologic Setting .....	1
1.3 Groundwater Monitoring Well Network and CCR Unit Description .....	2
2.0 GROUNDWATER MONITORING ACTIVITIES.....	2
2.1 Monitoring Well Installation and Maintenance.....	2
2.2 Detection Monitoring Program.....	2
2.3 Additional Sampling.....	3
3.0 SAMPLE METHODOLOGY AND ANALYSIS.....	3
3.1 Groundwater Flow Direction, Gradient, and Velocity.....	3
3.2 Groundwater Sampling.....	4
3.3 Laboratory Analyses .....	4
3.4 Quality Assurance and Quality Control .....	5
4.0 STATISTICAL ANALYSIS.....	5
4.1 Methods .....	5
4.1.1 State Appendix I Parameters .....	6
4.1.2 Appendix III Parameters .....	6
4.2 Summary of Statistical Analyses Results for Appendix I Permit Parameters.....	6
4.3 Summary of Statistical Analyses Results for Appendix III Parameters.....	6
5.0 MONITORING PROGRAM STATUS .....	7
6.0 CONCLUSIONS AND FUTURE ACTIONS.....	7
7.0 REFERENCES .....	7

## Tables

- Table 1 – Monitoring Network Well Summary
- Table 2 – Groundwater Sampling Event Summary
- Table 3A – Summary of Groundwater Elevations – February 2023
- Table 3B – Summary of Groundwater Elevations – July 2023
- Table 4A – Horizontal Groundwater Flow Velocity Calculations – February 2023
- Table 4B – Horizontal Groundwater Flow Velocity Calculations – July 2023
- Table 5A – Summary of Groundwater Analytical Data – February 2023
- Table 5B – Summary of Groundwater Analytical Data – July 2023
- Table 5C – Summary of Groundwater Anion and Cation Data – February 2023
- Table 6 – Statistical Method Summary

## Figures

- Figure 1 – Site Location Map
- Figure 2 – Well Location Map
- Figure 3A – Potentiometric Contour Map – February 2023
- Figure 3B – Potentiometric Contour Map – July 2023

## Appendices

- Appendix A – Laboratory Analytical and Field Sampling Reports
- Appendix B – Statistical Analysis Reports

## 1.0 INTRODUCTION

In accordance with the United States Environmental Protection Agency (US EPA) Coal Combustion Residuals (CCR) Rule [40 Code of Federal Regulations (CFR) 257 Subpart D] and the Georgia Environmental Protection Division (EPD) Rules for Solid Waste Management 391-3-4-.10, Atlantic Coast Consulting, Inc. (ACC) has prepared this *2023 Annual Groundwater Monitoring and Corrective Action Report* to document groundwater monitoring activities conducted at the Georgia Power Company (Georgia Power) Plant McIntosh Existing Landfill No. 4 (Site). Semiannual monitoring and reporting for the CCR Unit are performed in accordance with the monitoring requirements of 40 CFR § 257.90 through § 257.95 of the Federal CCR Rule and Georgia EPD Rules for Solid Waste Management 391-3-4-.10(6)(a).

Groundwater monitoring is performed in accordance with Handling Permit for CCR, Permit No. 051-010D(CCR) issued by Georgia EPD April 19, 2023. The previous requirements of Solid Waste Permit No. 051-010D(LI) are incorporated into Permit No. 051-010D(CCR).

This report provides the results of the sampling events conducted in February 2023 and July 2023 and includes: (1) results for the list of constituents from Appendix I of 40 CFR § 258 included in the Groundwater Monitoring Plan in the permit; and (2) CCR detection monitoring sampling events for 40 CFR § 257 Appendix III constituents.

This document serves as the *2023 Annual Groundwater Monitoring and Corrective Action Report* in accordance with Georgia EPD Rule 391-3-4-.10(6)(a).

### 1.1 Site Description and Background

Plant McIntosh is located at 981 Old Augusta Central Road, in Effingham County, Georgia, approximately 4 miles northeast of the City of Rincon, and 20 miles north of the City of Savannah. The plant is situated on approximately 2,300 acres (Figure 1, Site Location Map) west of the Savannah River. The Site is located on the western portion of the plant property.

Landfill No. 4 is comprised of Cells 1 and 2A (Figure 2, Well Location Map). Closure construction for Cell 1 of Landfill No. 4 began in June 2015 and final cover construction was completed in August 2016. Georgia Power began construction of Cell 2A in June 2015 and received approval to begin receiving solid waste for disposal on July 20, 2017. Cell 2A of Landfill No. 4 began receiving CCR waste in September 2017. Cell 2A was covered with interim cover in May 2022. Cells 2B, 3, and 4 are for future development.

### 1.2 Regional Geology and Hydrogeologic Setting

Plant McIntosh is located in the Atlantic Coastal Plain Physiographic Province and situated on sediments that were deposited from the Cretaceous to Pleistocene periods. Regional lithology consists of stratified marine deposits and materials eroded from crystalline rock of the Piedmont Physiographic Province. Boring logs describe soils as interbedded clays, silts, and sands typical of Atlantic Coastal Plain sediments (GEI, 2018).

Monitoring wells and piezometers are screened in the surficial aquifer between approximately 40 and 10 feet North American Vertical Datum of 1988 (NAVD88). The predominant groundwater

flow direction is generally to the north but ranges from northeast near Cell 1 to north-northwest near Cell 2B.

### **1.3 Groundwater Monitoring Well Network and CCR Unit Description**

A groundwater monitoring system was installed within the uppermost aquifer at Plant McIntosh Existing Landfill No. 4. The monitoring system is designed to monitor groundwater within the uppermost aquifer passing the waste boundary of the CCR Unit. Table 1, Monitoring Network Well Summary, provides well construction details and Figure 2 shows the monitoring well locations. The monitoring system forms a perimeter network around Cells 1, 2A, and 2B (Figure 2). Since Cell 2B has not been developed, monitoring network wells associated with this cell are considered background monitoring locations until future cell construction occurs. Wells were located to serve as upgradient and downgradient monitoring points based on groundwater flow direction (Figures 3A and 3B, Potentiometric Contour Map – February 2023 and July 2023, respectively). The well nomenclature used during the February 2023 and July 2023 events is consistent with the nomenclature submitted in the 2022 CCR permit submittal.

## **2.0 GROUNDWATER MONITORING ACTIVITIES**

Pursuant to 40 CFR § 257.90(e), the following describes monitoring-related activities performed during the annual monitoring period and discusses any change in status of the monitoring program. All groundwater sampling was performed in accordance with 40 CFR § 257.93. Samples were collected from each well in the certified monitoring system shown on Figure 2 in February 2023 and July 2023. Pursuant to 40 CFR § 257.90(e)(3), a summary and description of groundwater sampling events completed at the Site during the semiannual period is shown on Table 2, Groundwater Sampling Event Summary.

### **2.1 Monitoring Well Installation and Maintenance**

There were no changes to the groundwater monitoring system during the reporting period; the network remains the same as in the previous reporting period and is shown on Figure 2. Monitoring well-related activities were limited to the following: visual inspection of well conditions prior to sampling, recording the site conditions, and performing exterior maintenance necessary for sampling under safe and clean conditions. Well inspection checklists completed during semiannual sampling are included in Appendix A, Laboratory Analytical and Field Sampling Reports.

Monitoring wells are inspected semiannually to determine if any repairs or corrective actions are necessary to meet the requirements of the Georgia Water Well Standards Act (O.C.G.A. § 12-5-134(5)(d)(vii)). Monitoring wells were inspected as documented in Appendix A. Well inspections and corrective actions were performed under the direction of a professional geologist registered in the State of Georgia.

### **2.2 Detection Monitoring Program**

Detection monitoring is performed on a semiannual basis in accordance with the approved Georgia EPD CCR Permit and the Site's Groundwater Monitoring Plan. The semiannual sampling events were conducted in February 2023 and July 2023.

Groundwater samples from wells in the detection monitoring system were collected from each monitoring well and analyzed for:

- A state-modified Appendix I list of detection parameters according to Georgia EPD Rules for Solid Waste Management 391-3-4-.14 and the approved Groundwater Monitoring Plan. The state-modified analyte list includes antimony, arsenic, barium, beryllium, cadmium, chromium, cobalt, copper, lead, nickel, selenium, silver, thallium, vanadium, and zinc; and
- Appendix III constituents according to 40 CFR § 257.94(a).

Copies of the laboratory analytical data packages for the semiannual detection monitoring events and selected ions from the February 2023 event are included in Appendix A.

### 2.3 Additional Sampling

Additional geochemical anion and cation data was collected for evaluation purposes.

## 3.0 SAMPLE METHODOLOGY AND ANALYSIS

The following sections describe the methods used to conduct groundwater monitoring at the Site.

### 3.1 Groundwater Flow Direction, Gradient, and Velocity

Prior to the sampling event, groundwater elevations were recorded from each well in the network at the Site. Groundwater elevations recorded during the monitoring event are summarized in Tables 3A and 3B, Summary of Groundwater Elevations – February 2023 and July 2023, respectively. Groundwater elevation data were used to develop Figures 3A and 3B. As shown on the figures, the flow direction is generally to the north but ranges from slightly northeast near Cell 1 to north-northwest near Cell 2A/B. Groundwater flow patterns observed during the February 2023 and July 2023 monitoring events are consistent with historical patterns.

The groundwater flow velocity at the Site was calculated using a derivation of Darcy's Law. Specifically:

#### Equation

$$v = \frac{K (dh/dl)}{P_e} \quad \text{where:} \quad \begin{array}{l} v = \text{groundwater velocity} \\ K = \text{hydraulic conductivity} \\ dh/dl = \text{hydraulic gradient} \\ P_e = \text{effective porosity} \end{array}$$

The groundwater flow velocity was calculated for the Site based on average hydraulic gradients, hydraulic conductivity based on the geometric mean aquifer rising head test data, and an estimated effective porosity of 0.20. The groundwater flow velocity has been calculated and is tabulated on Tables 4A and 4B, Horizontal Groundwater Flow Velocity Calculations – February 2023 and July 2023, respectively. The calculated flow velocity was approximately 0.049 feet per day during the February 2023 event and 0.048 feet per day during the July 2023 event.

The calculated groundwater velocity across the Site is generally consistent with historical calculations and with the expected velocity in the Site-specific geology, therefore confirming the groundwater monitoring network is properly located to monitor the uppermost aquifer.

### 3.2 Groundwater Sampling

Groundwater samples were collected using low-flow sampling procedures in accordance with 40 CFR § 257.93(a). Purging and sampling was performed using either a peristaltic pump or non-dedicated QED bladder pump. In all cases pump intakes were located at the midpoint of the well screen (or as appropriate determined by the water level). All non-disposable equipment was decontaminated before use and between well locations using as a guide the procedures described in the latest version of the Region 4 US EPA Lab Services and Applied Science Division (LSASD) Operating Procedure for Field Equipment Cleaning and Decontamination (US EPA, 2020).

A SmarTroll or AquaTroll (In-Situ field instruments) water quality meter was used to monitor and record field parameters (pH, specific conductance, oxidation-reduction potential [ORP], dissolved oxygen [DO], and temperature) during well purging prior to sampling. Turbidity was measured using a Hach 2100Q portable turbidimeter. Groundwater samples were collected when the following stabilization criteria were met:

- $\pm 0.1$  standard units for pH,
- $\pm 5\%$  for specific conductance,
- $\pm 10\%$  or 0.2 milligrams per liter (mg/L), whichever is greater, for DO where DO > 0.5 mg/L. No criterion applies if DO < 0.5 mg/L,
- Turbidity measurements less than 5 nephelometric turbidity units (NTU).

Once stabilization was achieved, samples were collected directly into appropriately preserved laboratory-supplied sample containers. Sample bottles were placed in ice-packed coolers and submitted to Eurofins Environment Testing America (Eurofins) of Savannah, Georgia laboratory following chain-of-custody protocol. Stabilization logs and field calibration logs for each well during the monitoring event are included in Appendix A.

### 3.3 Laboratory Analyses

Analytical methods used for groundwater monitoring parameters are provided in laboratory reports in Appendix A. Samples were analyzed for Appendix I and Appendix III parameters required by the current state permit during the monitoring events performed in February 2023 and July 2023. Analytical data collected in the monitoring events are summarized in Tables 5A and 5B, Summary of Groundwater Analytical Data – February 2023 and July 2023, respectively. Additional geochemical analytical data collected during the February 2023 monitoring event are summarized in Table 5C, Summary of Groundwater Anion and Cation Data – February 2023.

Laboratory analyses were performed by Eurofins. Eurofins is accredited by the National Environmental Laboratory Accreditation Program (NELAP) and maintains a NELAP certification for all parameters analyzed for this project. In addition, Eurofins is certified to perform analysis by the State of Georgia. Laboratory reports and chain-of-custody records for the monitoring events are presented in Appendix A.

### 3.4 Quality Assurance and Quality Control

During each sampling event, quality assurance/quality control (QA/QC) samples are collected at a rate of one set of QA/QC samples per every 10 samples. A set of QA/QC samples includes equipment blanks, field blanks, and duplicate samples. QA/QC sample data were evaluated during data validation and are included in Appendix A.

Groundwater quality data in this report were validated in accordance with US EPA guidance (US EPA, 2011) and the analytical methods. Data validation generally consisted of reviewing sample integrity, holding times, laboratory method blanks, laboratory control samples, matrix spike/matrix spike duplicate recoveries and relative percent differences (RPDs), post digestion spikes, laboratory and field duplicate RPDs, field and equipment blanks, and reporting limits. The validated data meet project objectives and the associated data validation reports are provided in Appendix A, along with the laboratory reports.

Values followed by a "J" flag in Tables 5A, 5B, and 5C indicate that the value is an estimated analyte concentration detected between the method detection limit (MDL) and the laboratory reporting limit. The estimated value is positively identified but is below the lowest level that can be reliably achieved within specified limits of precision and accuracy under routine laboratory operating conditions.

## 4.0 STATISTICAL ANALYSIS

Statistical analysis of groundwater monitoring data was performed by Groundwater Stats Consulting, LLC (GSC) following the appropriate certified statistical methodology for the Site. A summary of the statistical methodology used at the Site for routine groundwater monitoring is provided in Table 6, Statistical Method Summary. Statistical analysis methods and results are provided in Appendix B, Statistical Analysis Reports. A summary of methods and results is provided in the following sections.

### 4.1 Methods

The statistical method used at the Site was developed by GSC, using methodology presented in *Statistical Analysis of Groundwater Data at RCRA Facilities, Unified Guidance*, March 2009, US EPA 530/R-09-007 (US EPA, 2009). To develop the statistical methods, analytical data collected during the background period were evaluated and used to develop statistical limits for each Appendix I and Appendix III parameter. Sanitas groundwater statistical software was used to screen the data and perform the statistical analyses. Sanitas is a decision support software package that incorporates the statistical tests required of Subtitle C and D facilities by US EPA regulations.

Statistical analysis of the February 2023 and July 2023 monitoring data included a two-step analysis similar in concept to the procedure used in compliance monitoring programs where an interwell statistical limit is used to determine background (US EPA Unified Guidance [2009], Chapter 7, Section 7.5).

Statistically significant increasing trends identified in upgradient wells are not considered statistically significant increases (SSIs) and are used only for evaluation of natural variability in



background conditions. Typically, when changes in concentrations are present upgradient of the facility, it is an indication of naturally changing groundwater quality.

#### **4.1.1 State Appendix I Parameters**

Statistical tests used to evaluate the groundwater monitoring data consist of intrawell prediction limits combined with a 1-of-2 verification resample plan for all required Appendix I parameters. Intrawell prediction limits are constructed from historical data within a given well, and the most recent sample is compared to background. Intrawell statistical methods are a conservative first step that may be overly sensitive to natural variation, particularly for nonparametric limits with small background sample sizes. Therefore, for instances where an apparent Appendix I SSI is identified by intrawell statistical methods, interwell statistical methods may be used as a reasonable second step to determine if the initial exceedance is below sitewide background.

If data from a sampling event initially exceeds the prediction limit, the resampling strategy may be used to verify the result. In 1-of-2 resampling, one independent resample may be collected and evaluated within 90 days to determine whether the initial exceedance is verified. If the resample exceeds the prediction limit, the initial exceedance is verified, and an SSI is identified. When a resample result does not verify the initial result and does not exceed the prediction limit, there is no SSI. If resampling is not performed, the initial exceedance is a confirmed exceedance.

#### **4.1.2 Appendix III Parameters**

Statistical tests used to evaluate the groundwater monitoring data consist of interwell prediction limits combined with a 1-of-2 verification resample plan for Appendix III parameters boron, calcium, chloride, fluoride, pH, and total dissolved solids (TDS). Interwell prediction limits pool upgradient well data to establish a background limit for an individual constituent, and the most recent sample from each downgradient well is compared to the same limit for each parameter.

Monitoring results for sulfate were evaluated using intrawell prediction limits combined with a 1-of-2 verification resample plan. Where an intrawell statistical exceedance for sulfate is identified, interwell statistical methods may be used to determine if the initial exceedance is below sitewide background prior to SSI identification.

### **4.2 Summary of Statistical Analyses Results for Appendix I Permit Parameters**

No exceedances of Appendix I parameters were identified from downgradient samples during the February 2023 or July 2023 semiannual events.

### **4.3 Summary of Statistical Analyses Results for Appendix III Parameters**

No exceedances of Appendix III parameters were identified during the February 2023 or July 2023 semiannual events.



## 5.0 MONITORING PROGRAM STATUS

There were no SSIs for Appendix I or Appendix III parameters during the annual reporting period. Therefore, the Site remains in detection monitoring.

## 6.0 CONCLUSIONS AND FUTURE ACTIONS

This *2023 Annual Groundwater Monitoring and Corrective Action Report* for Georgia Power Company's Plant McIntosh Existing Landfill No. 4 was prepared to fulfill the requirements of US EPA's CCR Rule and Georgia EPD Rules for Solid Waste Management Chapter 391-3-4-.10.

Statistical evaluations of the groundwater monitoring data did not identify any SSIs for Appendix I or Appendix III parameters. The Site will remain in detection monitoring.

The next semiannual detection monitoring event is tentatively scheduled for February 2024.

## 7.0 REFERENCES

- Atlantic Coast Consulting, Inc. (ACC), 2020. *August 2020 Alternate Source Demonstration*. August 2020.
- Atlantic Coast Consulting, Inc. (ACC), 2020. *September 2020 Well Installation Addendum*. September 2020.
- GEI, 2022. *Groundwater Monitoring Plan – Plant McIntosh CCR Landfill No. 4, Effingham County, Georgia*. September 2022.
- Georgia Environmental Protection Division, 1997. *Criteria for Performing Site Acceptability Studies for Solid Waste Landfills in Georgia – Circular 14*.
- Groundwater Stats Consulting, 2019. *Plant McIntosh Landfill No. 4 Background Data Screening & Recommended Statistical Methods*. August 2019.
- Groundwater Stats Consulting, 2021. *Plant McIntosh Landfill No. 4 Statistical Analysis – March 2021*. August 2021.
- MacStat Consulting, Ltd., 2017. *Statistical Analysis Plan – Plant McIntosh Landfill No. 4*.
- Sanitas: Groundwater Statistical Software, Sanitas Technologies, Shawnee, KS, 2007.
- ERM, 2018. *Alternate Source Demonstration – Plant McIntosh Coal Combustion By-product Landfill No. 4*. January 2018.
- GEI, 2018. *Hydrogeologic Assessment Report (Revision 01) – Plant McIntosh Ash Pond 1 (AP-1)*. November 2018 (revised December 2019).
- GEI, 2019. *Alternate Source Demonstration – Plant McIntosh Landfill No. 4*. February 2019.
- GEI, 2020. *Alternate Source Demonstration – Plant McIntosh Landfill No. 4*. April 2020.
- Georgia Power, 2004. *Plant McIntosh Coal Combustion By-Product (CCB) Landfill No. 4 Design & Operation Plan Groundwater Monitoring Plan*. 2004, Revised August 2019.

- Southern Company Services - Earth Science and Environmental Engineering (SCS ES&EE), 2002. *Savannah Electric Plant McIntosh Proposed Ash Monofill Site Acceptability Report*. July 2002.
- US EPA, 1989. Waste Management Division Office of Solid Waste, EPA 530/SW89-031 Interim Final RCRA Facility Investigation (RFI) Guidance, Volume II of IV.
- US EPA, 2009. *Unified Guidance*, Statistical Analysis of Groundwater Monitoring Data at RCRA Facilities. Office of Solid Waste Management Division, US EPA, Washington, D.C.
- US EPA, 2011. *Region IV Data Validation Standard Operating Procedures*. Science and Ecosystem Support Division. Athens, Georgia.
- US EPA, 2017. *National Functional Guidelines for Inorganic Superfund Methods Data Review*, Office of Superfund Remediation and Technology Innovation. OLEM 9355.0-135 [US EPA-540-R-2017-001]. Washington, DC.
- US EPA, 2020. Field Equipment Cleaning and Decontamination – Operating Procedure: LSASDPROC-205-R4, Athens, Georgia, 16 p.
- US EPA, 2023. Groundwater Sampling – Operating Procedure: LSASDPROC-301-R6, Athens, Georgia, 36 p.

## TABLES

**Table 1  
Monitoring Network Well Summary  
Plant McIntosh Landfill No. 4  
Effingham County, Georgia**

Well	Installation Date (mm/dd/yyyy)	Northing	Easting	Top of Casing Elevation (NAVD88)	Bottom Depth (ft BTOC)	Bottom Elevation (NAVD88)	Depth to Top of Screen (ft BTOC)	Top of Screen Elevation (NAVD88)	Purpose
GWC-1	08/17/2004	855444.67	958416.09	46.85	28.29	18.56	17.79	29.06	Downgradient Detection
GWA-2	08/17/2004	855307.00	958105.74	53.43	28.47	24.96	17.97	35.46	Upgradient Detection
GWA-3	08/17/2004	855168.65	957788.07	57.75	38.31	19.44	27.81	29.94	Upgradient Detection
GWA-4A*	08/04/2016	855352.40	957496.55	65.00	39.00	26.00	25.00	40.00	Upgradient Detection
GWA-5*	08/18/2004	855677.36	957324.69	62.09	41.71	20.38	31.21	30.88	Upgradient Detection
GWC-9	08/16/2004	856726.86	957902.73	53.38	38.05	15.33	27.55	25.83	Downgradient Detection
GWC-10	08/19/2004	856427.33	958081.67	49.39	33.16	16.23	22.66	26.73	Downgradient Detection
GWC-11	08/18/2004	856116.10	958251.47	57.74	43.22	14.52	32.72	25.02	Downgradient Detection
GWC-12	08/18/2004	855803.06	958419.42	57.05	41.10	15.95	30.60	26.45	Downgradient Detection
GWA-13	10/23/2015	855669.78	957006.93	60.93	40.11	20.82	29.81	31.12	Upgradient Detection
GWA-14	10/27/2015	855474.34	956656.93	61.59	49.90	11.69	39.60	21.99	Upgradient Detection
GWA-15*	10/27/2015	855322.04	956314.43	56.86	40.30	16.56	30.00	26.86	Upgradient Detection
GWA-16	10/27/2015	855639.94	956094.72	54.67	40.27	14.40	29.97	24.70	Upgradient Detection
GWC-17**	10/28/2015	856011.11	956102.53	54.29	40.05	14.24	29.75	24.54	Upgradient Detection
GWC-18**	10/29/2015	856205.60	956438.23	59.74	42.20	17.54	31.90	27.84	Upgradient Detection
GWC-19	10/29/2015	856400.67	956801.55	53.59	36.95	16.64	26.65	26.94	Downgradient Detection
GWC-20	10/30/2015	856561.94	957093.84	47.36	30.13	17.23	19.83	27.53	Downgradient Detection
GWC-21	11/04/2015	856734.02	957390.27	45.22	27.16	18.06	16.86	28.36	Downgradient Detection
PZ-22*	11/04/2015	856950.76	957722.56	51.17	31.65	19.52	21.35	29.82	Piezometer
GWC-23	05/26/2016	856905.61	957714.35	52.43	33.70	18.73	22.73	29.70	Downgradient Detection

Notes:

1. Northings and Eastings are feet relative to North American Datum 1983 (NAD83), State Plane Georgia East Zone.
2. NAVD88 indicates feet relative to North American Vertical Datum of 1988.
3. ft BTOC indicates feet below top of casing.
4. \* Well identification as described in 2022 permit, approved on April 19, 2023.
5. \*\* Wells GWC-17 and GWC-18 were approved by Georgia EPD for use in the background monitoring pool until Cell 2B is constructed and waste is placed.

**Table 2**  
**Groundwater Sampling Event Summary**  
**Plant McIntosh Landfill No. 4**  
**Effingham County, Georgia**

Well	Hydraulic Location	Feb. 6-8, 2023	Aug. 1-3, 2023
Purpose of Sampling Event		Semiannual Detection	Semiannual Detection
GWC-1	Downgradient	X	X
GWA-2	Upgradient	X	X
GWA-3	Upgradient	X	X
GWA-4A*	Upgradient	X	X
GWA-5*	Upgradient	X	X
GWC-9	Downgradient	X	X
GWC-10	Downgradient	X	X
GWC-11	Downgradient	X	X
GWC-12	Downgradient	X	X
GWA-13	Upgradient	X	X
GWA-14	Upgradient	X	X
GWA-15*	Upgradient	X	X
GWA-16	Upgradient	X	X
GWC-17**	Upgradient	X	X
GWC-18**	Upgradient	X	X
GWC-19	Downgradient	X	X
GWC-20	Downgradient	X	X
GWC-21	Downgradient	X	X
GWC-23	Downgradient	X	X

Notes:

1. X indicates sample was collected.
2. Semiannual Detection Event includes state-modified Appendix I and Appendix III.
3. \* Well identification as described in 2022 permit, approved on April 19, 2023.
4. \*\* Wells GWC-17 and GWC-18 were approved by Georgia EPD for use in the background monitoring pool until Cell 2B is constructed and waste is placed.

**Table 3A**  
**Summary of Groundwater Elevations**  
**February 2023**  
**Plant McIntosh Landfill No. 4**  
**Effingham County, Georgia**

Well ID	Top of Casing Elevation (NAVD88)	Depth to Water (ft BTOC)	Groundwater Elevation (NAVD88)
GWC-1	46.85	14.76	32.09
GWA-2	53.43	17.10	36.33
GWA-3	57.75	23.46	34.29
GWA-4A*	65.00	27.29	37.71
GWA-5*	62.09	25.79	36.30
GWC-9	53.38	30.09	23.29
GWC-10	49.39	25.37	24.02
GWC-11	57.74	33.76	23.98
GWC-12	57.05	27.90	29.15
GWA-13	60.93	26.46	34.47
GWA-14	61.59	27.65	33.94
GWA-15*	56.86	24.13	32.73
GWA-16	54.67	25.56	29.11
GWC-17	54.29	28.22	26.07
GWC-18	59.74	36.29	23.45
GWC-19	53.59	30.23	23.36
GWC-20	47.36	23.69	23.67
GWC-21	45.22	21.82	23.40
PZ-22*	51.17	28.84	22.33
GWC-23	52.43	29.70	22.73

Notes:

1. NAVD88 indicates feet North American Vertical Datum of 1988.
2. ft BTOC = feet below top of casing.
3. Depths to water measured February 6, 2023.
4. \* Well identification as described in 2022 permit, approved on April 19, 2023.

**Table 3B**  
**Summary of Groundwater Elevations**  
**July 2023**  
**Plant McIntosh Landfill No. 4**  
**Effingham County, Georgia**

<b>Well ID</b>	<b>Top of Casing Elevation (NAVD88)</b>	<b>Depth to Water (ft BTOC)</b>	<b>Groundwater Elevation (NAVD88)</b>
GWC-1	46.85	16.76	30.09
GWA-2	53.43	18.67	34.76
GWA-3	57.75	23.81	33.94
GWA-4A*	65.00	27.47	37.53
GWA-5*	62.09	26.22	35.87
GWC-9	53.38	30.08	23.30
GWC-10	49.39	25.54	23.85
GWC-11	57.74	34.01	23.73
GWC-12	57.05	28.42	28.63
GWA-13	60.93	26.74	34.19
GWA-14	61.59	27.90	33.69
GWA-15*	56.86	24.40	32.46
GWA-16	54.67	26.06	28.61
GWC-17	54.29	28.61	25.68
GWC-18	59.74	36.34	23.40
GWC-19	53.59	30.25	23.34
GWC-20	47.36	23.69	23.67
GWC-21	45.22	21.78	23.44
PZ-22*	51.17	28.59	22.58
GWC-23	52.43	29.66	22.77

Notes:

1. NAVD88 indicates feet North American Vertical Datum of 1988.
2. ft BTOC = feet below top of casing.
3. Depths to water measured July 31, 2023.
4. \* Well identification as described in 2022 permit, approved on April 19, 2023.

**Table 4A**  
**Horizontal Groundwater Flow Velocity Calculations**  
**February 2023**  
**Plant McIntosh Landfill No. 4**  
**Effingham County, Georgia**

Equation

$$v = \frac{K ( dh/dl )}{P_e}$$

where: v = groundwater velocity  
K = hydraulic conductivity  
dh/dl = hydraulic gradient  
P<sub>e</sub> = effective porosity

Values Used in Calculation

Value			Source
K =	3.0E-04 0.859	cm/sec ft/day	See note 1.
dh/dl <sub>1</sub> =	0.010	ft/ft unitless	Hydraulic gradient from GWA-3 to GWC-11
dh/dl <sub>2</sub> =	0.011	ft/ft unitless	GWA-5 to GWC-23
dh/dl <sub>3</sub> =	0.014	ft/ft unitless	GWA-14 to GWC-18
dh/dl <sub>avg</sub> =	0.011	unitless	Average of dh/dl <sub>1,2,3</sub>
P <sub>e</sub> =	0.20	unitless	See note 2.

Calculated Flow Velocity

$$v = \frac{(0.86)(0.011)}{0.20}$$

$$v = 0.049 \text{ ft/day, or } 18 \text{ ft/year}$$

Notes

- (1) Slug tests performed by Southern Company Services, Inc. (2002)
- (2) Default value for silty sands from Interim Final RCRA Investigation (EPA, 1989)



**Table 4B**  
**Horizontal Groundwater Flow Velocity Calculations**  
**July 2023**  
**Plant McIntosh Landfill No. 4**  
**Effingham County, Georgia**

Equation

$$v = \frac{K (dh/dl)}{P_e}$$

where: v = groundwater velocity  
K = hydraulic conductivity  
dh/dl = hydraulic gradient  
P<sub>e</sub> = effective porosity

Values Used in Calculation

Value			Source
K =	3.0E-04	cm/sec	See note 1.
	0.859	ft/day	
dh/dl <sub>1</sub> =	0.010	ft/ft unitless	Hydraulic gradient from GWA-3 to GWC-11
dh/dl <sub>2</sub> =	0.010	ft/ft unitless	GWA-5 to GWC-23
dh/dl <sub>3</sub> =	0.013	ft/ft unitless	GWA-14 to GWC-18
dh/dl <sub>avg</sub> =	0.011	unitless	Average of dh/dl <sub>1,2,3</sub>
P <sub>e</sub> =	0.20	unitless	See note 2.

Calculated Flow Velocity

$$v = \frac{(0.86) (0.011)}{0.20}$$

$$v = 0.048 \text{ ft/day, or } 17 \text{ ft/year}$$

Notes

- (1) Slug tests performed by Southern Company Services, Inc. (2002)
- (2) Default value for silty sands from Interim Final RCRA Investigation (EPA, 1989)

**Table 5A**  
**Summary of Groundwater Analytical Data**  
**February 2023**  
**Plant McIntosh Landfill No. 4**  
**Effingham County, Georgia**

Parameter		Sample ID							
		GWC-1	GWA-2	GWA-3	GWA-4A	GWA-5	GWC-9	GWC-10	GWC-11
		2/7/2023	2/7/2023	2/7/2023	2/7/2023	2/7/2023	2/8/2023	2/8/2023	2/8/2023
APPENDIX III	<b>Boron</b>	<0.022	<0.022	<0.022	0.022 J	0.024 J	0.026 J	0.043 J	0.022 J
	<b>Calcium</b>	1.0	0.38 J	0.66	0.46 J	2.1	2.9	22	9.6
	<b>Chloride</b>	4.5	4.2	3.1	3.2	3.8	7.4	5.6	4.3
	<b>Fluoride</b>	<0.040	0.048 J	<0.040	<0.040	<0.040	0.061 J	0.10	0.31
	<b>pH</b>	5.07	4.73	4.91	4.84	5.17	5.31	6.31	6.24
	<b>Sulfate</b>	0.64 J	<0.40	<0.40	1.7	<0.40	<0.40	1.8	1.9
	<b>TDS</b>	34	32	25	21	24	44	130	71
Required by Permit	<b>Antimony</b>	<0.00034	<0.00034	<0.00034	<0.00034	<0.00034	<0.00034	<0.00034	<0.00034
	<b>Arsenic</b>	<0.00086	<0.00086	<0.00086	<0.00086	<0.00086	<0.00086	<0.00086	0.0017
	<b>Barium</b>	0.031	0.033	0.012	0.015	0.039	0.024	0.017	0.011
	<b>Beryllium</b>	<0.00020	<0.00020	<0.00020	<0.00020	<0.00020	<0.00020	<0.00020	<0.00020
	<b>Cadmium</b>	<0.000078	<0.000078	<0.000078	<0.000078	<0.000078	0.000095 J	<0.000078	<0.000078
	<b>Chromium</b>	0.0024	0.0028	0.0019 J	<0.0012	0.0020	0.0013 J	0.0038	0.0059
	<b>Cobalt</b>	0.0016 J	0.0012 J	0.00026 J	0.0013 J	0.00094 J	<0.00022	<0.00022	<0.00022
	<b>Copper</b>	<0.0011	<0.0011	<0.0011	<0.0011	<0.0011	<0.0011	<0.0011	<0.0011
	<b>Lead</b>	<0.00021	0.0015	<0.00021	<0.00021	<0.00021	<0.00021	<0.00021	<0.00021
	<b>Nickel</b>	0.0012	0.00083 J	<0.00042	<0.00042	0.00046 J	0.00084 J	<0.00042	<0.00042
	<b>Selenium</b>	<0.00099	<0.00099	<0.00099	<0.00099	<0.00099	<0.00099	<0.00099	<0.00099
	<b>Silver</b>	<0.00039	<0.00039	<0.00039	<0.00039	<0.00039	<0.00039	<0.00039	<0.00039
	<b>Thallium</b>	<0.00026	<0.00026	<0.00026	<0.00026	<0.00026	<0.00026	<0.00026	<0.00026
	<b>Vanadium</b>	<0.00063	<0.00063	<0.00063	<0.00063	<0.00063	<0.00063	0.0010 J	0.00095 J
<b>Zinc</b>	0.0055	0.0051	0.0032 J	0.0031 J	0.0037 J	<0.0028	<0.0028	<0.0028	

Notes:

- Results for substances are reported in milligrams per liter (mg/L). pH results are reported in Standard Units.
- < indicates the substance was not detected above the relevant laboratory method detection limit (MDL).
- J indicates the substance was detected at such low levels that the precision of the laboratory instruments could not produce a reliable value. Therefore, the value displayed (value J) is qualified by the laboratory as an estimated number.
- TDS indicates total dissolved solids.
- Appendix III = indicator parameters evaluated during Detection Monitoring.
- Parameters required by Permit are Appendix I parameters included to meet Georgia EPD Rule 391-3-4-.14 requirements.
- Well Identification as described in 2022 permit submittal for GWC-4A, GWC-5, GWC-15, and GWA-16 are GWA-4A, GWA-5, GWA-15, and GWA-16, respectively.

**Table 5A**  
**Summary of Groundwater Analytical Data**  
**February 2023**  
**Plant McIntosh Landfill No. 4**  
**Effingham County, Georgia**

Parameter		Sample ID							
		GWC-12	GWA-13	GWA-14	GWA-15	GWA-16	GWC-17	GWC-18	GWC-19
		2/7/2023	2/6/2023	2/7/2023	2/7/2023	2/7/2023	2/8/2023	2/7/2023	2/8/2023
APPENDIX III	Boron	<0.022	<0.022	<0.022	<0.022	<0.022	<0.022	<0.022	0.024 J
	Calcium	0.73	0.53	0.58	1.9	0.45 J	2.4	15	6.4
	Chloride	3.5	3.3	4.0	3.6	3.7	4.5	4.3	5.2
	Fluoride	<0.040	<0.040	<0.040	<0.040	<0.040	0.13	0.53	0.10
	pH	5.07	4.75	5.03	5.19	4.88	5.31	6.47	5.59
	Sulfate	<0.40	<0.40	<0.40	<0.40	<0.40	<0.40	2.0	2.0
	TDS	27	19	23	23	24	35	90	54
Required by Permit	Antimony	<0.00034	<0.00034	<0.00034	<0.00034	<0.00034	<0.00034	<0.00034	<0.00034
	Arsenic	<0.00086	<0.00086	<0.00086	<0.00086	<0.00086	<0.00086	0.0011	<0.00086
	Barium	0.011	0.016	0.014	0.025	0.026	0.020	0.012	0.010
	Beryllium	<0.00020	<0.00020	<0.00020	<0.00020	<0.00020	0.00071 J	<0.00020	0.00022 J
	Cadmium	<0.000078	<0.000078	<0.000078	<0.000078	<0.000078	0.00058 J	<0.000078	0.00018 J
	Chromium	0.0020	0.0025	0.0021	0.0021	0.0025	0.0044	0.0043	0.0026
	Cobalt	0.00058 J	0.00049 J	0.00043 J	0.00040 J	0.00047 J	<0.00022	<0.00022	<0.00022
	Copper	0.0011 J	<0.0011	<0.0011	<0.0011	<0.0011	<0.0011	<0.0011	<0.0011
	Lead	<0.00021	<0.00021	<0.00021	<0.00021	<0.00021	<0.00021	0.00035 J	<0.00021
	Nickel	0.00082 J	<0.00042	0.00061 J	<0.00042	0.00054 J	0.0017	0.0011	0.0012
	Selenium	<0.00099	<0.00099	<0.00099	<0.00099	<0.00099	<0.00099	<0.00099	<0.00099
	Silver	<0.00039	<0.00039	<0.00039	<0.00039	<0.00039	<0.00039	<0.00039	<0.00039
	Thallium	<0.00026	<0.00026	<0.00026	<0.00026	<0.00026	<0.00026	<0.00026	<0.00026
	Vanadium	<0.00063	<0.00063	<0.00063	<0.00063	<0.00063	<0.00063	0.0038	0.00088 J
Zinc	<0.0028	<0.0028	0.0031 J	<0.0028	0.0063	0.0061	0.0032 J	<0.0028	

Notes:

- Results for substances are reported in milligrams per liter (mg/L). pH results are reported in Standard Units.
- < indicates the substance was not detected above the relevant laboratory method detection limit (MDL).
- J indicates the substance was detected at such low levels that the precision of the laboratory instruments could not produce a reliable value.  
Therefore, the value displayed (value J) is qualified by the laboratory as an estimated number.
- TDS indicates total dissolved solids.
- Appendix III = indicator parameters evaluated during Detection Monitoring.
- Parameters required by Permit are Appendix I parameters included to meet Georgia EPD Rule 391-3-4-.14 requirements.
- Well Identification as described in 2022 permit submittal for GWC-4A, GWC-5, GWC-15, and GWA-16 are GWA-4A, GWA-5, GWA-15, and GWA-16, respectively.

**Table 5A**  
**Summary of Groundwater Analytical Data**  
**February 2023**  
**Plant McIntosh Landfill No. 4**  
**Effingham County, Georgia**

Parameter		Sample ID		
		GWC-20	GWC-21	GWC-23
		2/8/2023	2/8/2023	2/8/2023
<b>APPENDIX III</b>	<b>Boron</b>	<0.022	0.027 J	<0.022
	<b>Calcium</b>	1.4	1.0	1.2
	<b>Chloride</b>	6.8	5.9	4.9
	<b>Fluoride</b>	0.052 J	<0.040	<0.040
	<b>pH</b>	4.84	4.85	5.08
	<b>Sulfate</b>	<0.40	<0.40	1.7
	<b>TDS</b>	31	32	31
<b>Required by Permit</b>	<b>Antimony</b>	<0.00034	<0.00034	<0.00034
	<b>Arsenic</b>	<0.00086	<0.00086	<0.00086
	<b>Barium</b>	0.015	0.019	0.016
	<b>Beryllium</b>	<0.00020	<0.00020	<0.00020
	<b>Cadmium</b>	0.00011 J	<0.000078	0.00013 J
	<b>Chromium</b>	0.0020	<0.0012	0.0033
	<b>Cobalt</b>	0.00075 J	0.00077 J	0.0014 J
	<b>Copper</b>	<0.0011	<0.0011	<0.0011
	<b>Lead</b>	<0.00021	<0.00021	<0.00021
	<b>Nickel</b>	0.00083 J	0.00064 J	0.0013
	<b>Selenium</b>	<0.00099	<0.00099	<0.00099
	<b>Silver</b>	<0.00039	<0.00039	<0.00039
	<b>Thallium</b>	<0.00026	<0.00026	<0.00026
	<b>Vanadium</b>	<0.00063	<0.00063	<0.00063
<b>Zinc</b>	<0.0028	<0.0028	0.0046 J	

Notes:

1. Results for substances are reported in milligrams per liter (mg/L). pH results are reported in Standard Units.
2. < indicates the substance was not detected above the relevant laboratory method detection limit (MDL).
3. J indicates the substance was detected at such low levels that the precision of the laboratory instruments could not produce a reliable value.  
Therefore, the value displayed (value J) is qualified by the laboratory as an estimated number.
4. TDS indicates total dissolved solids.
5. Appendix III = indicator parameters evaluated during Detection Monitoring.
6. Parameters required by Permit are Appendix I parameters included to meet Georgia EPD Rule 391-3-4-.14 requirements.
7. Well Identification as described in 2022 permit submittal for GWC-4A, GWC-5, GWC-15, and GWA-16 are GWA-4A, GWA-5, GWA-15, and GWA-16, respectively.

**Table 5B**  
**Summary of Groundwater Analytical Data**  
**July 2023**  
**Plant McIntosh Landfill No. 4**  
**Effingham County, Georgia**

Parameter		Sample ID							
		GWC-1	GWA-2	GWA-3	GWA-4A	GWA-5	GWC-9	GWC-10	GWC-11
		8/2/2023	8/1/2023	8/2/2023	8/1/2023	8/1/2023	8/2/2023	8/2/2023	8/2/2023
APPENDIX III	Boron	<0.022	0.024 J	0.025 J	0.026 J	0.047 J	0.026 J	0.034 J	<0.022
	Calcium	0.93	0.37 J	0.69	0.53	2.3	2.9	20	9.3
	Chloride	5.1	4.4	2.9	3.4	3.9	7.6	5.8	4.7
	Fluoride	<0.040	0.040 J	<0.040	<0.040	<0.040	0.086 J	0.13	0.30
	pH	4.73	4.37	4.71	4.53	4.89	5.16	6.28	6.32
	Sulfate	0.53 J	<0.40	0.62 J	5.5	<0.40	0.42 J	2.4	2.3
	TDS	35	26	31	25	19	45	130	79
Required by Permit	Antimony	<0.00034	<0.00034	<0.00034	<0.00034	<0.00034	<0.00034	<0.00034	<0.00034
	Arsenic	<0.00086	<0.00086	<0.00086	<0.00086	<0.00086	<0.00086	<0.00086	0.0014
	Barium	0.030	0.037	0.015	0.016	0.041	0.021	0.016	0.010
	Beryllium	<0.00020	<0.00020	<0.00020	<0.00020	<0.00020	<0.00020	<0.00020	<0.00020
	Cadmium	<0.000078	<0.000078	<0.000078	<0.000078	<0.000078	<0.000078	<0.000078	<0.000078
	Chromium	0.0024	0.0025	0.0022	<0.0012	0.0016 J	0.0012 J	0.0051	0.0047
	Cobalt	0.0016 J	0.0015 J	0.00032 J	0.0013 J	0.00086 J	<0.00022	<0.00022	<0.00022
	Copper	<0.0011	<0.0011	<0.0011	<0.0011	<0.0011	<0.0011	<0.0011	<0.0011
	Lead	<0.00021	0.00088 J	<0.00021	<0.00021	<0.00021	<0.00021	<0.00021	<0.00021
	Nickel	0.0014	0.0010	0.00046 J	0.00065 J	<0.00042	0.00077 J	0.0011	<0.00042
	Selenium	<0.00099	<0.00099	<0.00099	<0.00099	<0.00099	<0.00099	<0.00099	<0.00099
	Silver	<0.00039	<0.00039	<0.00039	<0.00039	<0.00039	<0.00039	<0.00039	<0.00039
	Thallium	<0.00026	<0.00026	<0.00026	<0.00026	<0.00026	<0.00026	<0.00026	<0.00026
	Vanadium	0.00084 J	<0.00063	<0.00063	<0.00063	<0.00063	<0.00063	0.00096 J	0.0015 J
Zinc	0.0062	0.0061	<0.0028	0.0047 J	0.0028 J	0.0032 J	0.0046 J	0.0061	

Notes:

- Results for substances are reported in milligrams per liter (mg/L). pH results are reported in Standard Units.
- < indicates the substance was not detected above the relevant laboratory method detection limit (MDL).
- J indicates the substance was detected at such low levels that the precision of the laboratory instruments could not produce a reliable value.  
Therefore, the value displayed (value J) is qualified by the laboratory as an estimated number.
- TDS indicates total dissolved solids.
- Appendix III = indicator parameters evaluated during Detection Monitoring.
- Parameters required by Permit are Appendix I parameters included to meet Georgia EPD Rule 391-3-4-.14 requirements.
- Well Identification as described in 2022 permit submittal for GWC-4A, GWC-5, GWC-15, and GWA-16 are GWA-4A, GWA-5, GWA-15, and GWA-16, respectively.

**Table 5B**  
**Summary of Groundwater Analytical Data**  
**July 2023**  
**Plant McIntosh Landfill No. 4**  
**Effingham County, Georgia**

Parameter		Sample ID							
		GWC-12	GWA-13	GWA-14	GWA-15	GWA-16	GWC-17	GWC-18	GWC-19
		8/2/2023	8/1/2023	8/2/2023	8/1/2023	8/1/2023	8/2/2023	8/2/2023	8/2/2023
APPENDIX III	Boron	<0.022	0.035 J	0.038 J	<0.022	<0.022	<0.022	<0.022	<0.022
	Calcium	0.71	0.44 J	0.50	0.51	0.43 J	2.3	13	6.0
	Chloride	3.6	3.4	4.0	3.6	3.9	4.8	4.7	5.4
	Fluoride	<0.040	<0.040	<0.040	<0.040	<0.040	0.17	0.54	0.13
	pH	4.79	4.53	4.82	4.58	4.47	4.99	6.28	5.42
	Sulfate	0.56 J	0.52 J	0.62 J	0.57 J	0.48 J	<0.40	2.4	2.2
	TDS	28	35	26	47	35	38	89	51
Required by Permit	Antimony	<0.00034	<0.00034	<0.00034	<0.00034	<0.00034	<0.00034	<0.00034	<0.00034
	Arsenic	<0.00086	<0.00086	<0.00086	<0.00086	<0.00086	<0.00086	0.0010	<0.00086
	Barium	0.014	0.019	0.014	0.024	0.031	0.017	0.012	0.0092 J
	Beryllium	<0.00020	<0.00020	<0.00020	<0.00020	<0.00020	0.00057 J	<0.00020	0.00020 J
	Cadmium	<0.000078	<0.000078	<0.000078	<0.000078	<0.000078	0.00052 J	<0.000078	0.00025 J
	Chromium	0.0023	0.0018 J	0.0021	0.0019 J	0.0024	0.0039	0.0025	0.0023
	Cobalt	0.00055 J	0.00053 J	0.00036 J	0.00043 J	0.00055 J	<0.00022	<0.00022	<0.00022
	Copper	<0.0011	<0.0011	<0.0011	<0.0011	<0.0011	<0.0011	0.0013 J	<0.0011
	Lead	<0.00021	<0.00021	<0.00021	<0.00021	<0.00021	<0.00021	<0.00021	<0.00021
	Nickel	0.00091 J	0.00043 J	0.00057 J	<0.00042	0.00044 J	0.0018	0.00075 J	0.0012
	Selenium	<0.00099	<0.00099	<0.00099	<0.00099	<0.00099	<0.00099	<0.00099	<0.00099
	Silver	<0.00039	<0.00039	<0.00039	<0.00039	<0.00039	<0.00039	<0.00039	<0.00039
	Thallium	<0.00026	<0.00026	<0.00026	<0.00026	<0.00026	<0.00026	<0.00026	<0.00026
	Vanadium	<0.00063	<0.00063	<0.00063	<0.00063	<0.00063	<0.00063	0.0031	<0.00063
Zinc	0.0036 J	0.0032 J	0.0030 J	0.0029 J	0.0032 J	0.012	0.0044 J	0.0051	

Notes:

1. Results for substances are reported in milligrams per liter (mg/L). pH results are reported in Standard Units.
2. < indicates the substance was not detected above the relevant laboratory method detection limit (MDL).
3. J indicates the substance was detected at such low levels that the precision of the laboratory instruments could not produce a reliable value.  
Therefore, the value displayed (value J) is qualified by the laboratory as an estimated number.
4. TDS indicates total dissolved solids.
5. Appendix III = indicator parameters evaluated during Detection Monitoring.
6. Parameters required by Permit are Appendix I parameters included to meet Georgia EPD Rule 391-3-4-.14 requirements.
7. Well Identification as described in 2022 permit submittal for GWC-4A, GWC-5, GWC-15, and GWA-16 are GWA-4A, GWA-5, GWA-15, and GWA-16, respectively.

**Table 5B**  
**Summary of Groundwater Analytical Data**  
**July 2023**  
**Plant McIntosh Landfill No. 4**  
**Effingham County, Georgia**

Parameter		Sample ID		
		GWC-20	GWC-21	GWC-23
		8/2/2023	8/3/2023	8/3/2023
<b>APPENDIX III</b>	<b>Boron</b>	<0.022	0.022 J	<0.022
	<b>Calcium</b>	1.3	1.0	2.7
	<b>Chloride</b>	7.3	6.0	5.0
	<b>Fluoride</b>	0.050 J	<0.040	0.063 J
	<b>pH</b>	4.72	4.61	5.13
	<b>Sulfate</b>	0.82 J	0.54 J	2.9
	<b>TDS</b>	36	30	36
<b>Required by Permit</b>	<b>Antimony</b>	<0.00034	<0.00034	<0.00034
	<b>Arsenic</b>	<0.00086	<0.00086	<0.00086
	<b>Barium</b>	0.015	0.018	0.012
	<b>Beryllium</b>	<0.00020	<0.00020	<0.00020
	<b>Cadmium</b>	0.00015 J	0.00011 J	0.00010 J
	<b>Chromium</b>	0.0040	<0.0012	0.0026
	<b>Cobalt</b>	0.00082 J	0.00070 J	0.00045 J
	<b>Copper</b>	<0.0011	<0.0011	<0.0011
	<b>Lead</b>	<0.00021	<0.00021	<0.00021
	<b>Nickel</b>	0.0018	0.00074 J	0.0013
	<b>Selenium</b>	<0.00099	<0.00099	<0.00099
	<b>Silver</b>	<0.00039	<0.00039	<0.00039
	<b>Thallium</b>	<0.00026	<0.00026	<0.00026
	<b>Vanadium</b>	<0.00063	<0.00063	0.00070 J
<b>Zinc</b>	0.0040 J	0.0047 J	0.0049 J	

Notes:

1. Results for substances are reported in milligrams per liter (mg/L). pH results are reported in Standard Units.
2. < indicates the substance was not detected above the relevant laboratory method detection limit (MDL).
3. J indicates the substance was detected at such low levels that the precision of the laboratory instruments could not produce a reliable value.  
Therefore, the value displayed (value J) is qualified by the laboratory as an estimated number.
4. TDS indicates total dissolved solids.
5. Appendix III = indicator parameters evaluated during Detection Monitoring.
6. Parameters required by Permit are Appendix I parameters included to meet Georgia EPD Rule 391-3-4-.14 requirements.
7. Well Identification as described in 2022 permit submittal for GWC-4A, GWC-5, GWC-15, and GWA-16 are GWA-4A, GWA-5, GWA-15, and GWA-16, respectively.

**Table 5C**  
**Summary of Groundwater Anion and Cation Data**  
**February 2023**  
**Plant McIntosh Landfill No. 4**  
**Effingham County, Georgia**

Parameter		Sample ID							
		GWC-1	GWA-2	GWA-3	GWA-4A	GWA-5	GWC-9	GWC-10	GWC-11
		2/7/2023	2/7/2023	2/7/2023	2/7/2023	2/7/2023	2/8/2023	2/8/2023	2/8/2023
Anions	<b>Alkalinity</b>	9.0	<5.0	<5.0	<5.0	8.8	14	100	37
	<b>Bicarbonate Alkalinity</b>	9.0	<5.0	<5.0	<5.0	8.8	14	100	37
	<b>Carbonate Alkalinity</b>	<5.0	<5.0	<5.0	<5.0	<5.0	<5.0	<5.0	<5.0
	<b>Chloride</b>	4.5	4.2	3.1	3.2	3.8	7.4	5.6	4.3
	<b>Sulfate</b>	0.64 J	<0.40	<0.40	1.7	<0.40	<0.40	1.8	1.9
Cations	<b>Calcium</b>	1.0	0.38 J	0.66	0.46 J	2.1	2.9	22	9.6
	<b>Magnesium</b>	0.98	0.74	0.39 J	0.46 J	0.61	1.7	12	3.7
	<b>Potassium</b>	0.86	0.98	0.77	0.60	0.76	0.99	1.3	0.87
	<b>Sodium</b>	5.1	3.4	2.6	2.7	2.6	5.6	5.8	4.2
<b>Total Dissolved Solids</b>		34	32	25	21	24	44	130	71

Notes:

1. Results for substances are reported in milligrams per liter (mg/L).
2. < indicates the substance was not detected above the relevant laboratory method detection limit (MDL).
3. J indicates the substance was detected at such low levels that the precision of the laboratory instruments could not produce a reliable value. Therefore, the value displayed (value J) is qualified by the laboratory as an estimated number.



**Table 5C**  
**Summary of Groundwater Anion and Cation Data**  
**February 2023**  
**Plant McIntosh Landfill No. 4**  
**Effingham County, Georgia**

Parameter		Sample ID							
		GWC-12	GWA-13	GWA-14	GWA-15	GWA-16	GWC-17	GWC-18	GWC-19
		2/7/2023	2/6/2023	2/7/2023	2/7/2023	2/7/2023	2/8/2023	2/7/2023	2/8/2023
Anions	<b>Alkalinity</b>	<5.0	<5.0	<5.0	7.3	<5.0	6.2	60	21
	<b>Bicarbonate Alkalinity</b>	<5.0	<5.0	<5.0	7.3	<5.0	6.2	60	21
	<b>Carbonate Alkalinity</b>	<5.0	<5.0	<5.0	<5.0	<5.0	<5.0	<5.0	<5.0
	<b>Chloride</b>	3.5	3.3	4.0	3.6	3.7	4.5	4.3	5.2
	<b>Sulfate</b>	<0.40	<0.40	<0.40	<0.40	<0.40	<0.40	2.0	2.0
Cations	<b>Calcium</b>	0.73	0.53	0.58	1.9	0.45 J	2.4	15	6.4
	<b>Magnesium</b>	0.42 J	0.40 J	0.38 J	0.49 J	0.52	0.73	5.9	1.5
	<b>Potassium</b>	0.67	0.66	0.68	0.60	0.79	1.1	1.1	1.0
	<b>Sodium</b>	2.5	2.4	3.4	2.6	2.5	2.4	3.9	4.1
<b>Total Dissolved Solids</b>		27	19	23	23	24	35	90	54

Notes:

1. Results for substances are reported in milligrams per liter (mg/L).
2. < indicates the substance was not detected above the relevant laboratory method detection limit (MDL).
3. J indicates the substance was detected at such low levels that the precision of the laboratory instruments could not produce a reliable value. Therefore, the value displayed (value J) is qualified by the laboratory as an estimated number.

**Table 5C**  
**Summary of Groundwater Anion and Cation Data**  
**February 2023**  
**Plant McIntosh Landfill No. 4**  
**Effingham County, Georgia**

Parameter		Sample ID		
		GWC-20	GWC-21	GWC-23
		2/8/2023	2/8/2023	2/8/2023
Anions	Alkalinity	5.2	8.9	<5.0
	Bicarbonate Alkalinity	5.2	8.9	<5.0
	Carbonate Alkalinity	<5.0	<5.0	<5.0
	Chloride	6.8	5.9	4.9
	Sulfate	<0.40	<0.40	1.7
Cations	Calcium	1.4	1.0	1.2
	Magnesium	0.76	0.77	0.62
	Potassium	0.81	0.89	0.75
	Sodium	4.3	4.2	4.2
<b>Total Dissolved Solids</b>		31	32	31

Notes:

1. Results for substances are reported in milligrams per liter (mg/L).
2. < indicates the substance was not detected above the relevant laboratory method detection limit (MDL).
3. J indicates the substance was detected at such low levels that the precision of the laboratory instruments could not produce a reliable value. Therefore, the value displayed (value J) is qualified by the laboratory as an estimated number.

**Table 6**  
**Statistical Method Summary**  
**Plant McIntosh Landfill No. 4**  
**Effingham County, Georgia**

<b>Plant McIntosh Existing Landfill No. 4 Statistical Method Summary</b>		
Monitoring Well Network	Upgradient Wells	GWA-2, GWA-3, GWA-4A, GWA-5, GWA-13, GWA-14, GWA-15, GWA-16, GWC-17, and GWC-18
	Downgradient Wells	GWC-1, GWC-9, GWC-10, GWC-11, GWC-12, GWC-19, GWC-20, GWC-21, and GWC-23
CCR Monitoring Parameters	Appendix III (Detection Monitoring)	Boron, Calcium, Chloride, Fluoride, pH, Sulfate, and TDS
	Appendix IV (Assessment Monitoring)	Antimony, Arsenic, Barium, Beryllium, Cadmium, Chromium, Cobalt, Combined Radium 226 + 228, Fluoride, Lead, Lithium, Mercury, Molybdenum, Selenium, and Thallium
Georgia EPD Permit Metals	Detection Monitoring	Antimony, Arsenic, Barium, Beryllium, Cadmium, Chromium, Cobalt, Copper, Lead, Nickel, Selenium, Silver, Thallium, Vanadium, and Zinc
Statistical Methodology	Data Screening Proposed Background	Evaluate outliers, trends, and seasonality when sufficient data are available
	Statistical Limits	Interwell (boron, calcium, chloride, fluoride, pH, and TDS) or intrawell (sulfate and Georgia EPD Permit Metals) statistical limits are on constituent specific basis, depending on the appropriateness of the method as determined by the Analysis of Variance. Intrawell exceedances are further evaluated by interwell analysis per the two-step statistical method.



Notes:

1. Well identification as described in 2022 permit submittal.
2. Wells GWC-17 and GWC-18 were approved by Georgia EPD for use in the background monitoring pool until Cell 2B is constructed and waste is placed.

## FIGURES



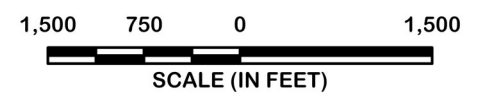
**LEGEND**

-  APPROXIMATE PROPERTY BOUNDARY
-  LANDFILL No. 4



**NOTES:**

1. AERIAL DATED JULY 17, 2023, PROVIDED BY SAM, LLC. ADDITIONAL PHOTOGRAPHY SOURCED FROM NATIONAL AGRICULTURE IMAGERY PROGRAM (NAIP) DATED FROM 2019 THROUGH 2021.








2023 ANNUAL GROUNDWATER MONITORING AND CORRECTIVE ACTION REPORT



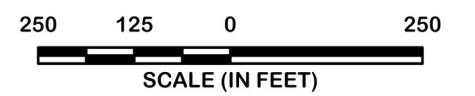


**LEGEND**

-  APPROXIMATE PROPERTY BOUNDARY
-  APPROXIMATE LANDFILL BOUNDARY
-  APPROXIMATE CELL BOUNDARY
-  DETECTION WELL
-  PIEZOMETER

**NOTES:**

1. AERIAL DATED JULY 17, 2023, PROVIDED BY SAM, LLC. ADDITIONAL PHOTOGRAPHY SOURCED FROM NATIONAL AGRICULTURE IMAGERY PROGRAM (NAIP) DATED FROM 2019 THROUGH 2021.
2. WELL IDENTIFICATIONS SHOWN ARE AS LISTED IN THE 2022 PERMIT APPLICATION.
3. MONITORING WELLS GWC-17 AND GWC-18 WERE APPROVED BY GEORGIA EPD FOR USE IN THE BACKGROUND MONITORING POOL UNTIL SUCH TIME THAT CELL 2B IS CONSTRUCTED AND WASTE IS PLACED.



2023 ANNUAL GROUNDWATER MONITORING  
 AND CORRECTIVE ACTION REPORT








WELL LOCATION MAP

FIGURE  
 2





**LEGEND**

-  APPROXIMATE PROPERTY BOUNDARY
-  APPROXIMATE LANDFILL BOUNDARY
-  APPROXIMATE CELL BOUNDARY
-  GROUNDWATER ELEVATION CONTOUR
-  GROUNDWATER FLOW DIRECTION
-  DETECTION WELL
-  PIEZOMETER

**NOTES:**

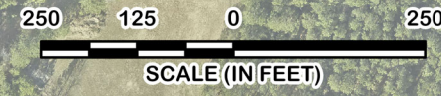
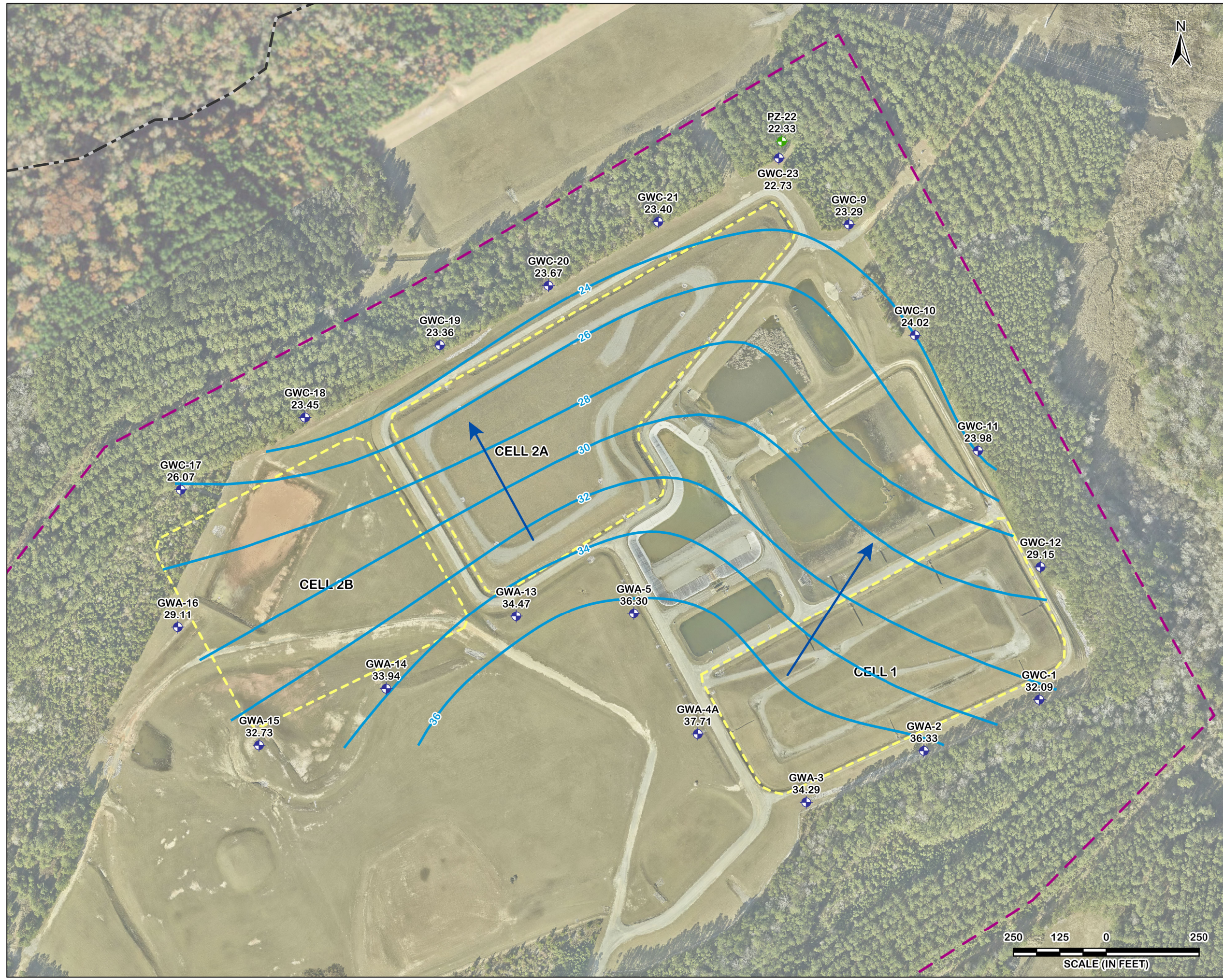
1. AERIAL DATED JANUARY 2023 FROM SAM, LLC. ADDITIONAL PHOTOGRAPHY SOURCED FROM NATIONAL AGRICULTURE IMAGERY PROGRAM (NAIP) DATED FROM 2019 THROUGH 2021.
2. WELL IDENTIFICATIONS SHOWN ARE AS LISTED IN THE 2022 PERMIT APPLICATION.
3. MONITORING WELLS GWC-17 AND GWC-18 WERE APPROVED BY GEORGIA EPD FOR USE IN THE BACKGROUND MONITORING POOL UNTIL SUCH TIME THAT CELL 2B IS CONSTRUCTED AND WASTE IS PLACED.
4. MONITORING WELL GWA-3 NOT USED TO CALCULATE POTENTIOMETRIC CONTOURS.



2023 ANNUAL GROUNDWATER MONITORING AND CORRECTIVE ACTION REPORT








POTENTIOMETRIC CONTOUR MAP  
 FEBRUARY 2023

FIGURE 3A





**LEGEND**

-  APPROXIMATE PROPERTY BOUNDARY
-  APPROXIMATE LANDFILL BOUNDARY
-  APPROXIMATE CELL BOUNDARY
-  GROUNDWATER ELEVATION CONTOUR
-  GROUNDWATER FLOW DIRECTION
-  DETECTION WELL
-  PIEZOMETER

**NOTES:**

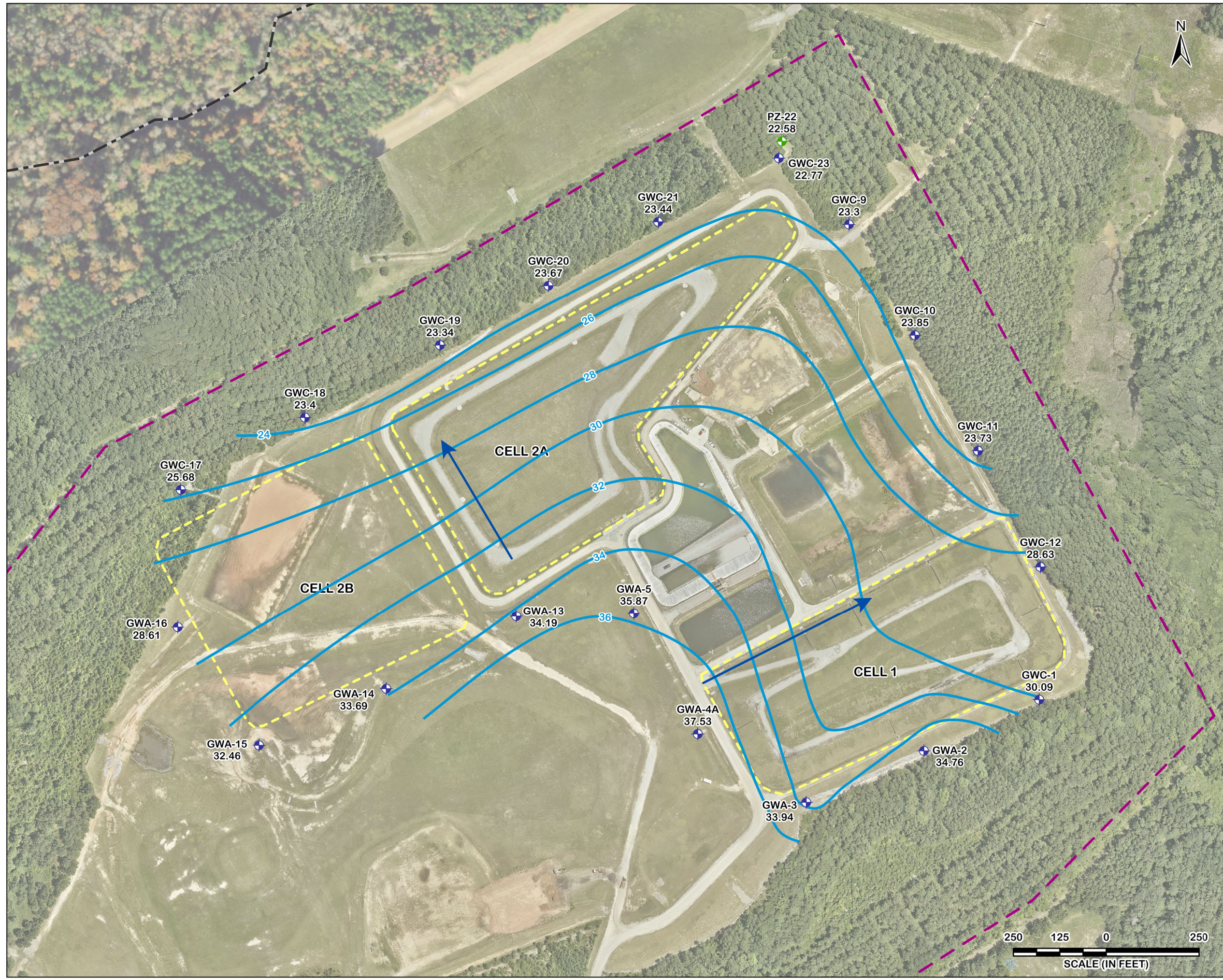
1. AERIAL DATED JULY 17, 2023, PROVIDED BY SAM, LLC. ADDITIONAL PHOTOGRAPHY SOURCED FROM NATIONAL AGRICULTURE IMAGERY PROGRAM (NAIP) DATED FROM 2019 THROUGH 2021.
2. WELL IDENTIFICATIONS SHOWN ARE AS LISTED IN THE 2022 PERMIT APPLICATION.
3. MONITORING WELLS GWC-17 AND GWC-18 WERE APPROVED BY GEORGIA EPD FOR USE IN THE BACKGROUND MONITORING POOL UNTIL SUCH TIME THAT CELL 2B IS CONSTRUCTED AND WASTE IS PLACED.
4. MONITORING WELL GWA-3 NOT USED TO CALCULATE POTENTIOMETRIC CONTOURS.



2023 ANNUAL GROUNDWATER MONITORING AND CORRECTIVE ACTION REPORT

**POTENTIOMETRIC CONTOUR MAP**  
 JULY 2023

FIGURE 3B





# APPENDICES

**APPENDIX A**  
**LABORATORY ANALYTICAL AND FIELD SAMPLING**  
**REPORTS**

## APPENDIX A

---

### *Laboratory Analytical and Field Sampling Reports February 2023 Monitoring Event*

 **ANALYTICAL REPORT****PREPARED FOR**

Attn: Lauren Hartley  
Southern Company  
241 Ralph McGill Blvd SE  
B10185  
Atlanta, Georgia 30308

Generated 3/1/2023 7:03:15 PM Revision 1

**JOB DESCRIPTION**

Plant McIntosh Landfill 4

**JOB NUMBER**

680-230302-1

# Eurofins Savannah

## Job Notes

The test results in this report meet NELAP requirements for parameters for which accreditation is required or available. Any exceptions to the NELAP requirements are noted. Results pertain only to samples listed in this report. This report may not be reproduced, except in full, without the written approval of the laboratory. Questions should be directed to the person who signed this report.

The test results in this report relate only to the samples as received by the laboratory and will meet all requirements of the methodology, with any exceptions noted. This report shall not be reproduced except in full, without the express written approval of the laboratory. All questions should be directed to the Eurofins Environment Testing Southeast, LLC Project Manager.

## Authorization



Authorized for release by  
David Fuller, Project Manager  
[David.Fuller@et.eurofinsus.com](mailto:David.Fuller@et.eurofinsus.com)  
(770)344-8986

Generated  
3/1/2023 7:03:15 PM  
Revision 1

# Definitions/Glossary

Client: Southern Company  
Project/Site: Plant McIntosh Landfill 4

Job ID: 680-230302-1

## Qualifiers

### HPLC/IC

Qualifier	Qualifier Description
F1	MS and/or MSD recovery exceeds control limits.
J	Result is less than the RL but greater than or equal to the MDL and the concentration is an approximate value.

### Metals

Qualifier	Qualifier Description
J	Result is less than the RL but greater than or equal to the MDL and the concentration is an approximate value.

## Glossary

Abbreviation	These commonly used abbreviations may or may not be present in this report.
▫	Listed under the "D" column to designate that the result is reported on a dry weight basis
%R	Percent Recovery
CFL	Contains Free Liquid
CFU	Colony Forming Unit
CNF	Contains No Free Liquid
DER	Duplicate Error Ratio (normalized absolute difference)
Dil Fac	Dilution Factor
DL	Detection Limit (DoD/DOE)
DL, RA, RE, IN	Indicates a Dilution, Re-analysis, Re-extraction, or additional Initial metals/anion analysis of the sample
DLC	Decision Level Concentration (Radiochemistry)
EDL	Estimated Detection Limit (Dioxin)
LOD	Limit of Detection (DoD/DOE)
LOQ	Limit of Quantitation (DoD/DOE)
MCL	EPA recommended "Maximum Contaminant Level"
MDA	Minimum Detectable Activity (Radiochemistry)
MDC	Minimum Detectable Concentration (Radiochemistry)
MDL	Method Detection Limit
ML	Minimum Level (Dioxin)
MPN	Most Probable Number
MQL	Method Quantitation Limit
NC	Not Calculated
ND	Not Detected at the reporting limit (or MDL or EDL if shown)
NEG	Negative / Absent
POS	Positive / Present
PQL	Practical Quantitation Limit
PRES	Presumptive
QC	Quality Control
RER	Relative Error Ratio (Radiochemistry)
RL	Reporting Limit or Requested Limit (Radiochemistry)
RPD	Relative Percent Difference, a measure of the relative difference between two points
TEF	Toxicity Equivalent Factor (Dioxin)
TEQ	Toxicity Equivalent Quotient (Dioxin)
TNTC	Too Numerous To Count

# Sample Summary

Client: Southern Company  
 Project/Site: Plant McIntosh Landfill 4

Job ID: 680-230302-1

Lab Sample ID	Client Sample ID	Matrix	Collected	Received
680-230302-1	MCI-GWA-4A	Water	02/07/23 11:25	02/09/23 10:01
680-230302-2	MCI-LF4-GWA-5	Water	02/07/23 09:50	02/09/23 10:01
680-230302-3	MCI-GWC-19	Water	02/08/23 10:10	02/09/23 10:01
680-230302-4	MCI-LF4-FB-05	Water	02/08/23 09:30	02/09/23 10:01
680-230302-5	MCI-GWC-20	Water	02/08/23 11:20	02/09/23 10:01
680-230302-6	MCI-LF4-FD-04	Water	02/08/23 00:00	02/09/23 10:01
680-230302-7	MCI-GWC-11	Water	02/08/23 14:35	02/09/23 10:01
680-230302-8	MCI-LF4-EB-08	Water	02/08/23 14:45	02/09/23 10:01
680-230302-9	MCI-GWC-17	Water	02/08/23 14:45	02/09/23 10:01
680-230302-10	MCI-LF4-FB-06	Water	02/08/23 14:00	02/09/23 10:01
680-230302-11	MCI-GWC-9	Water	02/08/23 11:10	02/09/23 10:01
680-230302-12	MCI-GWA-13	Water	02/06/23 16:35	02/09/23 10:01
680-230302-13	MCI-GWA-14	Water	02/07/23 09:40	02/09/23 10:01
680-230302-14	MCI-GWA-15	Water	02/07/23 10:35	02/09/23 10:01
680-230302-15	MCI-GWA-16	Water	02/07/23 11:30	02/09/23 10:01
680-230302-16	MCI-GWC-18	Water	02/07/23 16:35	02/09/23 10:01
680-230302-17	MCI-LF4-EB-07	Water	02/07/23 16:50	02/09/23 10:01
680-230302-18	MCI-GWC-12	Water	02/07/23 16:15	02/09/23 10:01
680-230302-19	MCI-LF4-GWC-1	Water	02/07/23 15:20	02/09/23 10:01
680-230302-20	MCI-LF4-GWA-2	Water	02/07/23 14:05	02/09/23 10:01
680-230302-21	MCI-GWA-3	Water	02/07/23 12:35	02/09/23 10:01
680-230302-22	MCI-LF4-FD-03	Water	02/07/23 00:00	02/09/23 10:01
680-230302-23	MCI-GWC-10	Water	02/08/23 09:50	02/09/23 10:01
680-230302-24	MCI-GWC-21	Water	02/08/23 14:15	02/09/23 10:01
680-230302-25	MCI-GWC-23	Water	02/08/23 12:40	02/09/23 10:01



# Case Narrative

Client: Southern Company  
Project/Site: Plant McIntosh Landfill 4

Job ID: 680-230302-1

---

**Job ID: 680-230302-1**

---

**Laboratory: Eurofins Savannah**

## Narrative

---

### Job Narrative 680-230302-1

#### Revision 1

The report being provided is a revision of the original report sent on 2/22/2023. The report (revision 1) is being revised in order to reanalyze for metals for the sample, MCI-GWC-12 (680-230302-18), due to suspected lab contamination. These new results replace the previous metals results.

#### Receipt

The samples were received on 2/9/2023 10:01 AM. Unless otherwise noted below, the samples arrived in good condition, and, where required, properly preserved and on ice. The temperatures of the 4 coolers at receipt time were 0.7°C, 1.5°C, 1.9°C and 2.7°C

#### HPLC/IC

Method 300\_ORGFM\_28D: The matrix spike duplicate (MSD) recoveries for analytical batch 680-762938 were outside control limits. Non-homogeneity is suspected because the associated laboratory control sample (LCS) recovery was within acceptance limits.

No additional analytical or quality issues were noted, other than those described above or in the Definitions/ Glossary page.

#### Metals

No additional analytical or quality issues were noted, other than those described above or in the Definitions/ Glossary page.

#### General Chemistry

No additional analytical or quality issues were noted, other than those described above or in the Definitions/ Glossary page.



# Client Sample Results

Client: Southern Company  
Project/Site: Plant McIntosh Landfill 4

Job ID: 680-230302-1

**Client Sample ID: MCI-GWA-4A**

**Lab Sample ID: 680-230302-1**

Date Collected: 02/07/23 11:25

Matrix: Water

Date Received: 02/09/23 10:01

**Method: MCAWW 300.0-1993 R2.1 - Anions, Ion Chromatography**

Analyte	Result	Qualifier	RL	MDL	Unit	D	Prepared	Analyzed	Dil Fac
<b>Chloride</b>	<b>3.2</b>		1.0	0.20	mg/L			02/11/23 10:51	1
Fluoride	<0.040	F1	0.10	0.040	mg/L			02/11/23 10:51	1
<b>Sulfate</b>	<b>1.7</b>		1.0	0.40	mg/L			02/11/23 10:51	1

**Method: SW846 6020B - Metals (ICP/MS) - Total Recoverable**

Analyte	Result	Qualifier	RL	MDL	Unit	D	Prepared	Analyzed	Dil Fac
Antimony	<0.00034		0.0020	0.00034	mg/L		02/10/23 05:52	02/10/23 18:26	1
Arsenic	<0.00086		0.0010	0.00086	mg/L		02/10/23 05:52	02/10/23 18:26	1
<b>Barium</b>	<b>0.015</b>		0.010	0.00089	mg/L		02/10/23 05:52	02/10/23 18:26	1
Beryllium	<0.00020		0.0025	0.00020	mg/L		02/10/23 05:52	02/10/23 18:26	1
<b>Boron</b>	<b>0.022</b>	<b>J</b>	0.080	0.022	mg/L		02/10/23 05:52	02/10/23 18:26	1
Cadmium	<0.000078		0.0025	0.000078	mg/L		02/10/23 05:52	02/10/23 18:26	1
<b>Calcium</b>	<b>0.46</b>	<b>J</b>	0.50	0.14	mg/L		02/10/23 05:52	02/10/23 18:26	1
Chromium	<0.0012		0.0020	0.0012	mg/L		02/10/23 05:52	02/10/23 18:26	1
<b>Cobalt</b>	<b>0.0013</b>	<b>J</b>	0.0025	0.00022	mg/L		02/10/23 05:52	02/10/23 18:26	1
Copper	<0.0011		0.0020	0.0011	mg/L		02/10/23 05:52	02/10/23 18:26	1
Lead	<0.00021		0.0010	0.00021	mg/L		02/10/23 05:52	02/10/23 18:26	1
Nickel	<0.00042		0.0010	0.00042	mg/L		02/10/23 05:52	02/10/23 18:26	1
Selenium	<0.00099		0.0050	0.00099	mg/L		02/10/23 05:52	02/10/23 18:26	1
Silver	<0.00039		0.0010	0.00039	mg/L		02/10/23 05:52	02/10/23 18:26	1
Thallium	<0.00026		0.0010	0.00026	mg/L		02/10/23 05:52	02/10/23 18:26	1
Vanadium	<0.00063		0.0020	0.00063	mg/L		02/10/23 05:52	02/10/23 18:26	1
<b>Zinc</b>	<b>0.0031</b>	<b>J</b>	0.0050	0.0028	mg/L		02/10/23 05:52	02/10/23 18:26	1

**General Chemistry**

Analyte	Result	Qualifier	RL	MDL	Unit	D	Prepared	Analyzed	Dil Fac
<b>Total Dissolved Solids (SM 2540C-2011)</b>	<b>21</b>		10	10	mg/L			02/10/23 13:00	1

**Method: EPA Field Sampling - Field Sampling**

Analyte	Result	Qualifier	RL	MDL	Unit	D	Prepared	Analyzed	Dil Fac
<b>Field pH</b>	<b>4.84</b>				SU			02/07/23 11:25	1

**Client Sample ID: MCI-LF4-GWA-5**

**Lab Sample ID: 680-230302-2**

Date Collected: 02/07/23 09:50

Matrix: Water

Date Received: 02/09/23 10:01

**Method: MCAWW 300.0-1993 R2.1 - Anions, Ion Chromatography**

Analyte	Result	Qualifier	RL	MDL	Unit	D	Prepared	Analyzed	Dil Fac
<b>Chloride</b>	<b>3.8</b>		1.0	0.20	mg/L			02/11/23 11:30	1
Fluoride	<0.040		0.10	0.040	mg/L			02/11/23 11:30	1
Sulfate	<0.40		1.0	0.40	mg/L			02/11/23 11:30	1

**Method: SW846 6020B - Metals (ICP/MS) - Total Recoverable**

Analyte	Result	Qualifier	RL	MDL	Unit	D	Prepared	Analyzed	Dil Fac
Antimony	<0.00034		0.0020	0.00034	mg/L		02/10/23 05:52	02/10/23 18:38	1
Arsenic	<0.00086		0.0010	0.00086	mg/L		02/10/23 05:52	02/10/23 18:38	1
<b>Barium</b>	<b>0.039</b>		0.010	0.00089	mg/L		02/10/23 05:52	02/10/23 18:38	1
Beryllium	<0.00020		0.0025	0.00020	mg/L		02/10/23 05:52	02/10/23 18:38	1
<b>Boron</b>	<b>0.024</b>	<b>J</b>	0.080	0.022	mg/L		02/10/23 05:52	02/10/23 18:38	1
Cadmium	<0.000078		0.0025	0.000078	mg/L		02/10/23 05:52	02/10/23 18:38	1

Eurofins Savannah

# Client Sample Results

Client: Southern Company  
Project/Site: Plant McIntosh Landfill 4

Job ID: 680-230302-1

**Client Sample ID: MCI-LF4-GWA-5**

**Lab Sample ID: 680-230302-2**

Date Collected: 02/07/23 09:50

Matrix: Water

Date Received: 02/09/23 10:01

**Method: SW846 6020B - Metals (ICP/MS) - Total Recoverable (Continued)**

Analyte	Result	Qualifier	RL	MDL	Unit	D	Prepared	Analyzed	Dil Fac
Calcium	2.1		0.50	0.14	mg/L		02/10/23 05:52	02/10/23 18:38	1
Chromium	0.0020		0.0020	0.0012	mg/L		02/10/23 05:52	02/10/23 18:38	1
Cobalt	0.00094	J	0.0025	0.00022	mg/L		02/10/23 05:52	02/10/23 18:38	1
Copper	<0.0011		0.0020	0.0011	mg/L		02/10/23 05:52	02/10/23 18:38	1
Lead	<0.00021		0.0010	0.00021	mg/L		02/10/23 05:52	02/10/23 18:38	1
Nickel	0.00046	J	0.0010	0.00042	mg/L		02/10/23 05:52	02/10/23 18:38	1
Selenium	<0.00099		0.0050	0.00099	mg/L		02/10/23 05:52	02/10/23 18:38	1
Silver	<0.00039		0.0010	0.00039	mg/L		02/10/23 05:52	02/10/23 18:38	1
Thallium	<0.00026		0.0010	0.00026	mg/L		02/10/23 05:52	02/10/23 18:38	1
Vanadium	<0.00063		0.0020	0.00063	mg/L		02/10/23 05:52	02/10/23 18:38	1
Zinc	0.0037	J	0.0050	0.0028	mg/L		02/10/23 05:52	02/10/23 18:38	1

**General Chemistry**

Analyte	Result	Qualifier	RL	MDL	Unit	D	Prepared	Analyzed	Dil Fac
Total Dissolved Solids (SM 2540C-2011)	24		10	10	mg/L			02/10/23 13:00	1

**Method: EPA Field Sampling - Field Sampling**

Analyte	Result	Qualifier	RL	MDL	Unit	D	Prepared	Analyzed	Dil Fac
Field pH	5.17				SU			02/07/23 09:50	1

**Client Sample ID: MCI-GWC-19**

**Lab Sample ID: 680-230302-3**

Date Collected: 02/08/23 10:10

Matrix: Water

Date Received: 02/09/23 10:01

**Method: MCAWW 300.0-1993 R2.1 - Anions, Ion Chromatography**

Analyte	Result	Qualifier	RL	MDL	Unit	D	Prepared	Analyzed	Dil Fac
Chloride	5.2		1.0	0.20	mg/L			02/11/23 11:43	1
Fluoride	0.10		0.10	0.040	mg/L			02/11/23 11:43	1
Sulfate	2.0		1.0	0.40	mg/L			02/11/23 11:43	1

**Method: SW846 6020B - Metals (ICP/MS) - Total Recoverable**

Analyte	Result	Qualifier	RL	MDL	Unit	D	Prepared	Analyzed	Dil Fac
Antimony	<0.00034		0.0020	0.00034	mg/L		02/10/23 05:52	02/10/23 18:42	1
Arsenic	<0.00086		0.0010	0.00086	mg/L		02/10/23 05:52	02/10/23 18:42	1
Barium	0.010		0.010	0.00089	mg/L		02/10/23 05:52	02/10/23 18:42	1
Beryllium	0.00022	J	0.0025	0.00020	mg/L		02/10/23 05:52	02/10/23 18:42	1
Boron	0.024	J	0.080	0.022	mg/L		02/10/23 05:52	02/10/23 18:42	1
Cadmium	0.00018	J	0.0025	0.000078	mg/L		02/10/23 05:52	02/10/23 18:42	1
Calcium	6.4		0.50	0.14	mg/L		02/10/23 05:52	02/10/23 18:42	1
Chromium	0.0026		0.0020	0.0012	mg/L		02/10/23 05:52	02/10/23 18:42	1
Cobalt	<0.00022		0.0025	0.00022	mg/L		02/10/23 05:52	02/10/23 18:42	1
Copper	<0.0011		0.0020	0.0011	mg/L		02/10/23 05:52	02/10/23 18:42	1
Lead	<0.00021		0.0010	0.00021	mg/L		02/10/23 05:52	02/10/23 18:42	1
Nickel	0.0012		0.0010	0.00042	mg/L		02/10/23 05:52	02/10/23 18:42	1
Selenium	<0.00099		0.0050	0.00099	mg/L		02/10/23 05:52	02/10/23 18:42	1
Silver	<0.00039		0.0010	0.00039	mg/L		02/10/23 05:52	02/10/23 18:42	1
Thallium	<0.00026		0.0010	0.00026	mg/L		02/10/23 05:52	02/10/23 18:42	1
Vanadium	0.00088	J	0.0020	0.00063	mg/L		02/10/23 05:52	02/10/23 18:42	1
Zinc	<0.0028		0.0050	0.0028	mg/L		02/10/23 05:52	02/10/23 18:42	1

Eurofins Savannah

# Client Sample Results

Client: Southern Company  
Project/Site: Plant McIntosh Landfill 4

Job ID: 680-230302-1

**Client Sample ID: MCI-GWC-19**

**Lab Sample ID: 680-230302-3**

Date Collected: 02/08/23 10:10

Matrix: Water

Date Received: 02/09/23 10:01

## General Chemistry

Analyte	Result	Qualifier	RL	MDL	Unit	D	Prepared	Analyzed	Dil Fac
Total Dissolved Solids (SM 2540C-2011)	54		10	10	mg/L			02/10/23 13:00	1

## Method: EPA Field Sampling - Field Sampling

Analyte	Result	Qualifier	RL	MDL	Unit	D	Prepared	Analyzed	Dil Fac
Field pH	5.59				SU			02/08/23 10:10	1

**Client Sample ID: MCI-LF4-FB-05**

**Lab Sample ID: 680-230302-4**

Date Collected: 02/08/23 09:30

Matrix: Water

Date Received: 02/09/23 10:01

## Method: MCAWW 300.0-1993 R2.1 - Anions, Ion Chromatography

Analyte	Result	Qualifier	RL	MDL	Unit	D	Prepared	Analyzed	Dil Fac
Chloride	<0.20		1.0	0.20	mg/L			02/11/23 17:25	1
Fluoride	<0.040		0.10	0.040	mg/L			02/11/23 17:25	1
Sulfate	<0.40		1.0	0.40	mg/L			02/11/23 17:25	1

## Method: SW846 6020B - Metals (ICP/MS) - Total Recoverable

Analyte	Result	Qualifier	RL	MDL	Unit	D	Prepared	Analyzed	Dil Fac
Antimony	<0.00034		0.0020	0.00034	mg/L		02/10/23 05:52	02/10/23 18:46	1
Arsenic	<0.00086		0.0010	0.00086	mg/L		02/10/23 05:52	02/10/23 18:46	1
Barium	<0.00089		0.010	0.00089	mg/L		02/10/23 05:52	02/10/23 18:46	1
Beryllium	<0.00020		0.0025	0.00020	mg/L		02/10/23 05:52	02/10/23 18:46	1
Boron	<0.022		0.080	0.022	mg/L		02/10/23 05:52	02/10/23 18:46	1
Cadmium	<0.000078		0.0025	0.000078	mg/L		02/10/23 05:52	02/10/23 18:46	1
Calcium	<0.14		0.50	0.14	mg/L		02/10/23 05:52	02/10/23 18:46	1
Chromium	<0.0012		0.0020	0.0012	mg/L		02/10/23 05:52	02/10/23 18:46	1
Cobalt	<0.00022		0.0025	0.00022	mg/L		02/10/23 05:52	02/10/23 18:46	1
Copper	<0.0011		0.0020	0.0011	mg/L		02/10/23 05:52	02/10/23 18:46	1
Lead	<0.00021		0.0010	0.00021	mg/L		02/10/23 05:52	02/10/23 18:46	1
Nickel	<0.00042		0.0010	0.00042	mg/L		02/10/23 05:52	02/10/23 18:46	1
Selenium	<0.00099		0.0050	0.00099	mg/L		02/10/23 05:52	02/10/23 18:46	1
Silver	<0.00039		0.0010	0.00039	mg/L		02/10/23 05:52	02/10/23 18:46	1
Thallium	<0.00026		0.0010	0.00026	mg/L		02/10/23 05:52	02/10/23 18:46	1
Vanadium	<0.00063		0.0020	0.00063	mg/L		02/10/23 05:52	02/10/23 18:46	1
Zinc	<0.0028		0.0050	0.0028	mg/L		02/10/23 05:52	02/10/23 18:46	1

## General Chemistry

Analyte	Result	Qualifier	RL	MDL	Unit	D	Prepared	Analyzed	Dil Fac
Total Dissolved Solids (SM 2540C-2011)	<10		10	10	mg/L			02/10/23 13:00	1

**Client Sample ID: MCI-GWC-20**

**Lab Sample ID: 680-230302-5**

Date Collected: 02/08/23 11:20

Matrix: Water

Date Received: 02/09/23 10:01

## Method: MCAWW 300.0-1993 R2.1 - Anions, Ion Chromatography

Analyte	Result	Qualifier	RL	MDL	Unit	D	Prepared	Analyzed	Dil Fac
Chloride	6.8		1.0	0.20	mg/L			02/11/23 18:05	1
Fluoride	0.052	J	0.10	0.040	mg/L			02/11/23 18:05	1
Sulfate	<0.40		1.0	0.40	mg/L			02/11/23 18:05	1

Eurofins Savannah

# Client Sample Results

Client: Southern Company  
Project/Site: Plant McIntosh Landfill 4

Job ID: 680-230302-1

**Client Sample ID: MCI-GWC-20**

**Lab Sample ID: 680-230302-5**

Date Collected: 02/08/23 11:20

Matrix: Water

Date Received: 02/09/23 10:01

**Method: SW846 6020B - Metals (ICP/MS) - Total Recoverable**

Analyte	Result	Qualifier	RL	MDL	Unit	D	Prepared	Analyzed	Dil Fac
Antimony	<0.00034		0.0020	0.00034	mg/L		02/10/23 05:52	02/10/23 18:50	1
Arsenic	<0.00086		0.0010	0.00086	mg/L		02/10/23 05:52	02/10/23 18:50	1
<b>Barium</b>	<b>0.015</b>		0.010	0.00089	mg/L		02/10/23 05:52	02/10/23 18:50	1
Beryllium	<0.00020		0.0025	0.00020	mg/L		02/10/23 05:52	02/10/23 18:50	1
Boron	<0.022		0.080	0.022	mg/L		02/10/23 05:52	02/10/23 18:50	1
<b>Cadmium</b>	<b>0.00011</b>	<b>J</b>	0.0025	0.000078	mg/L		02/10/23 05:52	02/10/23 18:50	1
<b>Calcium</b>	<b>1.4</b>		0.50	0.14	mg/L		02/10/23 05:52	02/10/23 18:50	1
<b>Chromium</b>	<b>0.0020</b>		0.0020	0.0012	mg/L		02/10/23 05:52	02/10/23 18:50	1
<b>Cobalt</b>	<b>0.00075</b>	<b>J</b>	0.0025	0.00022	mg/L		02/10/23 05:52	02/10/23 18:50	1
Copper	<0.0011		0.0020	0.0011	mg/L		02/10/23 05:52	02/10/23 18:50	1
Lead	<0.00021		0.0010	0.00021	mg/L		02/10/23 05:52	02/10/23 18:50	1
<b>Nickel</b>	<b>0.00083</b>	<b>J</b>	0.0010	0.00042	mg/L		02/10/23 05:52	02/10/23 18:50	1
Selenium	<0.00099		0.0050	0.00099	mg/L		02/10/23 05:52	02/10/23 18:50	1
Silver	<0.00039		0.0010	0.00039	mg/L		02/10/23 05:52	02/10/23 18:50	1
Thallium	<0.00026		0.0010	0.00026	mg/L		02/10/23 05:52	02/10/23 18:50	1
Vanadium	<0.00063		0.0020	0.00063	mg/L		02/10/23 05:52	02/10/23 18:50	1
Zinc	<0.0028		0.0050	0.0028	mg/L		02/10/23 05:52	02/10/23 18:50	1

**General Chemistry**

Analyte	Result	Qualifier	RL	MDL	Unit	D	Prepared	Analyzed	Dil Fac
<b>Total Dissolved Solids (SM 2540C-2011)</b>	<b>31</b>		10	10	mg/L			02/10/23 13:00	1

**Method: EPA Field Sampling - Field Sampling**

Analyte	Result	Qualifier	RL	MDL	Unit	D	Prepared	Analyzed	Dil Fac
<b>Field pH</b>	<b>4.84</b>				SU			02/08/23 11:20	1

**Client Sample ID: MCI-LF4-FD-04**

**Lab Sample ID: 680-230302-6**

Date Collected: 02/08/23 00:00

Matrix: Water

Date Received: 02/09/23 10:01

**Method: MCAWW 300.0-1993 R2.1 - Anions, Ion Chromatography**

Analyte	Result	Qualifier	RL	MDL	Unit	D	Prepared	Analyzed	Dil Fac
<b>Chloride</b>	<b>6.8</b>		1.0	0.20	mg/L			02/11/23 18:18	1
<b>Fluoride</b>	<b>0.052</b>	<b>J</b>	0.10	0.040	mg/L			02/11/23 18:18	1
Sulfate	<0.40		1.0	0.40	mg/L			02/11/23 18:18	1

**Method: SW846 6020B - Metals (ICP/MS) - Total Recoverable**

Analyte	Result	Qualifier	RL	MDL	Unit	D	Prepared	Analyzed	Dil Fac
Antimony	<0.00034		0.0020	0.00034	mg/L		02/10/23 05:52	02/10/23 18:54	1
Arsenic	<0.00086		0.0010	0.00086	mg/L		02/10/23 05:52	02/10/23 18:54	1
<b>Barium</b>	<b>0.015</b>		0.010	0.00089	mg/L		02/10/23 05:52	02/10/23 18:54	1
Beryllium	<0.00020		0.0025	0.00020	mg/L		02/10/23 05:52	02/10/23 18:54	1
Boron	<0.022		0.080	0.022	mg/L		02/10/23 05:52	02/10/23 18:54	1
<b>Cadmium</b>	<b>0.000095</b>	<b>J</b>	0.0025	0.000078	mg/L		02/10/23 05:52	02/10/23 18:54	1
<b>Calcium</b>	<b>1.4</b>		0.50	0.14	mg/L		02/10/23 05:52	02/10/23 18:54	1
<b>Chromium</b>	<b>0.0020</b>		0.0020	0.0012	mg/L		02/10/23 05:52	02/10/23 18:54	1
<b>Cobalt</b>	<b>0.00082</b>	<b>J</b>	0.0025	0.00022	mg/L		02/10/23 05:52	02/10/23 18:54	1
Copper	<0.0011		0.0020	0.0011	mg/L		02/10/23 05:52	02/10/23 18:54	1
Lead	<0.00021		0.0010	0.00021	mg/L		02/10/23 05:52	02/10/23 18:54	1
<b>Nickel</b>	<b>0.00078</b>	<b>J</b>	0.0010	0.00042	mg/L		02/10/23 05:52	02/10/23 18:54	1

Eurofins Savannah

# Client Sample Results

Client: Southern Company  
Project/Site: Plant McIntosh Landfill 4

Job ID: 680-230302-1

**Client Sample ID: MCI-LF4-FD-04**

**Lab Sample ID: 680-230302-6**

Date Collected: 02/08/23 00:00

Matrix: Water

Date Received: 02/09/23 10:01

**Method: SW846 6020B - Metals (ICP/MS) - Total Recoverable (Continued)**

Analyte	Result	Qualifier	RL	MDL	Unit	D	Prepared	Analyzed	Dil Fac
Selenium	<0.00099		0.0050	0.00099	mg/L		02/10/23 05:52	02/10/23 18:54	1
Silver	<0.00039		0.0010	0.00039	mg/L		02/10/23 05:52	02/10/23 18:54	1
Thallium	<0.00026		0.0010	0.00026	mg/L		02/10/23 05:52	02/10/23 18:54	1
Vanadium	<0.00063		0.0020	0.00063	mg/L		02/10/23 05:52	02/10/23 18:54	1
<b>Zinc</b>	<b>0.031</b>		0.0050	0.0028	mg/L		02/10/23 05:52	02/10/23 18:54	1

**General Chemistry**

Analyte	Result	Qualifier	RL	MDL	Unit	D	Prepared	Analyzed	Dil Fac
<b>Total Dissolved Solids (SM 2540C-2011)</b>	<b>34</b>		10	10	mg/L			02/10/23 13:00	1

**Client Sample ID: MCI-GWC-11**

**Lab Sample ID: 680-230302-7**

Date Collected: 02/08/23 14:35

Matrix: Water

Date Received: 02/09/23 10:01

**Method: MCAWW 300.0-1993 R2.1 - Anions, Ion Chromatography**

Analyte	Result	Qualifier	RL	MDL	Unit	D	Prepared	Analyzed	Dil Fac
<b>Chloride</b>	<b>4.3</b>		1.0	0.20	mg/L			02/11/23 18:31	1
<b>Fluoride</b>	<b>0.31</b>		0.10	0.040	mg/L			02/11/23 18:31	1
<b>Sulfate</b>	<b>1.9</b>		1.0	0.40	mg/L			02/11/23 18:31	1

**Method: SW846 6020B - Metals (ICP/MS) - Total Recoverable**

Analyte	Result	Qualifier	RL	MDL	Unit	D	Prepared	Analyzed	Dil Fac
Antimony	<0.00034		0.0020	0.00034	mg/L		02/10/23 05:52	02/10/23 19:06	1
<b>Arsenic</b>	<b>0.0017</b>		0.0010	0.00086	mg/L		02/10/23 05:52	02/10/23 19:06	1
<b>Barium</b>	<b>0.011</b>		0.010	0.00089	mg/L		02/10/23 05:52	02/10/23 19:06	1
Beryllium	<0.00020		0.0025	0.00020	mg/L		02/10/23 05:52	02/10/23 19:06	1
<b>Boron</b>	<b>0.022</b>	<b>J</b>	0.080	0.022	mg/L		02/10/23 05:52	02/10/23 19:06	1
Cadmium	<0.000078		0.0025	0.000078	mg/L		02/10/23 05:52	02/10/23 19:06	1
<b>Calcium</b>	<b>9.6</b>		0.50	0.14	mg/L		02/10/23 05:52	02/10/23 19:06	1
<b>Chromium</b>	<b>0.0059</b>		0.0020	0.0012	mg/L		02/10/23 05:52	02/10/23 19:06	1
Cobalt	<0.00022		0.0025	0.00022	mg/L		02/10/23 05:52	02/10/23 19:06	1
Copper	<0.0011		0.0020	0.0011	mg/L		02/10/23 05:52	02/10/23 19:06	1
Lead	<0.00021		0.0010	0.00021	mg/L		02/10/23 05:52	02/10/23 19:06	1
Nickel	<0.00042		0.0010	0.00042	mg/L		02/10/23 05:52	02/10/23 19:06	1
Selenium	<0.00099		0.0050	0.00099	mg/L		02/10/23 05:52	02/10/23 19:06	1
Silver	<0.00039		0.0010	0.00039	mg/L		02/10/23 05:52	02/10/23 19:06	1
Thallium	<0.00026		0.0010	0.00026	mg/L		02/10/23 05:52	02/10/23 19:06	1
<b>Vanadium</b>	<b>0.00095</b>	<b>J</b>	0.0020	0.00063	mg/L		02/10/23 05:52	02/10/23 19:06	1
Zinc	<0.0028		0.0050	0.0028	mg/L		02/10/23 05:52	02/10/23 19:06	1

**General Chemistry**

Analyte	Result	Qualifier	RL	MDL	Unit	D	Prepared	Analyzed	Dil Fac
<b>Total Dissolved Solids (SM 2540C-2011)</b>	<b>71</b>		10	10	mg/L			02/10/23 13:00	1

**Method: EPA Field Sampling - Field Sampling**

Analyte	Result	Qualifier	RL	MDL	Unit	D	Prepared	Analyzed	Dil Fac
<b>Field pH</b>	<b>6.24</b>				SU			02/08/23 14:35	1

Eurofins Savannah

# Client Sample Results

Client: Southern Company  
Project/Site: Plant McIntosh Landfill 4

Job ID: 680-230302-1

**Client Sample ID: MCI-LF4-EB-08**

**Lab Sample ID: 680-230302-8**

Date Collected: 02/08/23 14:45

Matrix: Water

Date Received: 02/09/23 10:01

**Method: MCAWW 300.0-1993 R2.1 - Anions, Ion Chromatography**

Analyte	Result	Qualifier	RL	MDL	Unit	D	Prepared	Analyzed	Dil Fac
Chloride	<0.20		1.0	0.20	mg/L			02/11/23 18:44	1
Fluoride	<0.040		0.10	0.040	mg/L			02/11/23 18:44	1
Sulfate	<0.40		1.0	0.40	mg/L			02/11/23 18:44	1

**Method: SW846 6020B - Metals (ICP/MS) - Total Recoverable**

Analyte	Result	Qualifier	RL	MDL	Unit	D	Prepared	Analyzed	Dil Fac
Antimony	<0.00034		0.0020	0.00034	mg/L		02/10/23 05:52	02/10/23 19:10	1
Arsenic	<0.00086		0.0010	0.00086	mg/L		02/10/23 05:52	02/10/23 19:10	1
Barium	<0.00089		0.010	0.00089	mg/L		02/10/23 05:52	02/10/23 19:10	1
Beryllium	<0.00020		0.0025	0.00020	mg/L		02/10/23 05:52	02/10/23 19:10	1
Boron	<0.022		0.080	0.022	mg/L		02/10/23 05:52	02/10/23 19:10	1
Cadmium	<0.000078		0.0025	0.000078	mg/L		02/10/23 05:52	02/10/23 19:10	1
Calcium	<0.14		0.50	0.14	mg/L		02/10/23 05:52	02/10/23 19:10	1
Chromium	<0.0012		0.0020	0.0012	mg/L		02/10/23 05:52	02/10/23 19:10	1
Cobalt	<0.00022		0.0025	0.00022	mg/L		02/10/23 05:52	02/10/23 19:10	1
Copper	<0.0011		0.0020	0.0011	mg/L		02/10/23 05:52	02/10/23 19:10	1
Lead	<0.00021		0.0010	0.00021	mg/L		02/10/23 05:52	02/10/23 19:10	1
Nickel	<0.00042		0.0010	0.00042	mg/L		02/10/23 05:52	02/10/23 19:10	1
Selenium	<0.00099		0.0050	0.00099	mg/L		02/10/23 05:52	02/10/23 19:10	1
Silver	<0.00039		0.0010	0.00039	mg/L		02/10/23 05:52	02/10/23 19:10	1
Thallium	<0.00026		0.0010	0.00026	mg/L		02/10/23 05:52	02/10/23 19:10	1
Vanadium	<0.00063		0.0020	0.00063	mg/L		02/10/23 05:52	02/10/23 19:10	1
Zinc	<0.0028		0.0050	0.0028	mg/L		02/10/23 05:52	02/10/23 19:10	1

**General Chemistry**

Analyte	Result	Qualifier	RL	MDL	Unit	D	Prepared	Analyzed	Dil Fac
Total Dissolved Solids (SM 2540C-2011)	<10		10	10	mg/L			02/10/23 13:00	1

**Client Sample ID: MCI-GWC-17**

**Lab Sample ID: 680-230302-9**

Date Collected: 02/08/23 14:45

Matrix: Water

Date Received: 02/09/23 10:01

**Method: MCAWW 300.0-1993 R2.1 - Anions, Ion Chromatography**

Analyte	Result	Qualifier	RL	MDL	Unit	D	Prepared	Analyzed	Dil Fac
<b>Chloride</b>	<b>4.5</b>		1.0	0.20	mg/L			02/11/23 18:57	1
<b>Fluoride</b>	<b>0.13</b>		0.10	0.040	mg/L			02/11/23 18:57	1
Sulfate	<0.40		1.0	0.40	mg/L			02/11/23 18:57	1

**Method: SW846 6020B - Metals (ICP/MS) - Total Recoverable**

Analyte	Result	Qualifier	RL	MDL	Unit	D	Prepared	Analyzed	Dil Fac
Antimony	<0.00034		0.0020	0.00034	mg/L		02/10/23 05:52	02/10/23 19:15	1
Arsenic	<0.00086		0.0010	0.00086	mg/L		02/10/23 05:52	02/10/23 19:15	1
<b>Barium</b>	<b>0.020</b>		0.010	0.00089	mg/L		02/10/23 05:52	02/10/23 19:15	1
<b>Beryllium</b>	<b>0.00071</b>	<b>J</b>	0.0025	0.00020	mg/L		02/10/23 05:52	02/10/23 19:15	1
Boron	<0.022		0.080	0.022	mg/L		02/10/23 05:52	02/10/23 19:15	1
<b>Cadmium</b>	<b>0.00058</b>	<b>J</b>	0.0025	0.000078	mg/L		02/10/23 05:52	02/10/23 19:15	1
<b>Calcium</b>	<b>2.4</b>		0.50	0.14	mg/L		02/10/23 05:52	02/10/23 19:15	1
<b>Chromium</b>	<b>0.0044</b>		0.0020	0.0012	mg/L		02/10/23 05:52	02/10/23 19:15	1
Cobalt	<0.00022		0.0025	0.00022	mg/L		02/10/23 05:52	02/10/23 19:15	1
Copper	<0.0011		0.0020	0.0011	mg/L		02/10/23 05:52	02/10/23 19:15	1

Eurofins Savannah



# Client Sample Results

Client: Southern Company  
Project/Site: Plant McIntosh Landfill 4

Job ID: 680-230302-1

**Client Sample ID: MCI-GWC-17**

**Lab Sample ID: 680-230302-9**

Date Collected: 02/08/23 14:45

Matrix: Water

Date Received: 02/09/23 10:01

**Method: SW846 6020B - Metals (ICP/MS) - Total Recoverable (Continued)**

Analyte	Result	Qualifier	RL	MDL	Unit	D	Prepared	Analyzed	Dil Fac
Lead	<0.00021		0.0010	0.00021	mg/L		02/10/23 05:52	02/10/23 19:15	1
<b>Nickel</b>	<b>0.0017</b>		0.0010	0.00042	mg/L		02/10/23 05:52	02/10/23 19:15	1
Selenium	<0.00099		0.0050	0.00099	mg/L		02/10/23 05:52	02/10/23 19:15	1
Silver	<0.00039		0.0010	0.00039	mg/L		02/10/23 05:52	02/10/23 19:15	1
Thallium	<0.00026		0.0010	0.00026	mg/L		02/10/23 05:52	02/10/23 19:15	1
Vanadium	<0.00063		0.0020	0.00063	mg/L		02/10/23 05:52	02/10/23 19:15	1
<b>Zinc</b>	<b>0.0061</b>		0.0050	0.0028	mg/L		02/10/23 05:52	02/10/23 19:15	1

**General Chemistry**

Analyte	Result	Qualifier	RL	MDL	Unit	D	Prepared	Analyzed	Dil Fac
Total Dissolved Solids (SM 2540C-2011)	35		10	10	mg/L			02/10/23 13:00	1

**Method: EPA Field Sampling - Field Sampling**

Analyte	Result	Qualifier	RL	MDL	Unit	D	Prepared	Analyzed	Dil Fac
Field pH	5.31				SU			02/08/23 14:45	1

**Client Sample ID: MCI-LF4-FB-06**

**Lab Sample ID: 680-230302-10**

Date Collected: 02/08/23 14:00

Matrix: Water

Date Received: 02/09/23 10:01

**Method: MCAWW 300.0-1993 R2.1 - Anions, Ion Chromatography**

Analyte	Result	Qualifier	RL	MDL	Unit	D	Prepared	Analyzed	Dil Fac
Chloride	<0.20		1.0	0.20	mg/L			02/11/23 19:10	1
Fluoride	<0.040		0.10	0.040	mg/L			02/11/23 19:10	1
Sulfate	<0.40		1.0	0.40	mg/L			02/11/23 19:10	1

**Method: SW846 6020B - Metals (ICP/MS) - Total Recoverable**

Analyte	Result	Qualifier	RL	MDL	Unit	D	Prepared	Analyzed	Dil Fac
Antimony	<0.00034		0.0020	0.00034	mg/L		02/10/23 05:52	02/10/23 19:19	1
Arsenic	<0.00086		0.0010	0.00086	mg/L		02/10/23 05:52	02/10/23 19:19	1
Barium	<0.00089		0.010	0.00089	mg/L		02/10/23 05:52	02/10/23 19:19	1
Beryllium	<0.00020		0.0025	0.00020	mg/L		02/10/23 05:52	02/10/23 19:19	1
Boron	<0.022		0.080	0.022	mg/L		02/10/23 05:52	02/10/23 19:19	1
Cadmium	<0.000078		0.0025	0.000078	mg/L		02/10/23 05:52	02/10/23 19:19	1
Calcium	<0.14		0.50	0.14	mg/L		02/10/23 05:52	02/10/23 19:19	1
Chromium	<0.0012		0.0020	0.0012	mg/L		02/10/23 05:52	02/10/23 19:19	1
Cobalt	<0.00022		0.0025	0.00022	mg/L		02/10/23 05:52	02/10/23 19:19	1
Copper	<0.0011		0.0020	0.0011	mg/L		02/10/23 05:52	02/10/23 19:19	1
Lead	<0.00021		0.0010	0.00021	mg/L		02/10/23 05:52	02/10/23 19:19	1
Nickel	<0.00042		0.0010	0.00042	mg/L		02/10/23 05:52	02/10/23 19:19	1
Selenium	<0.00099		0.0050	0.00099	mg/L		02/10/23 05:52	02/10/23 19:19	1
Silver	<0.00039		0.0010	0.00039	mg/L		02/10/23 05:52	02/10/23 19:19	1
Thallium	<0.00026		0.0010	0.00026	mg/L		02/10/23 05:52	02/10/23 19:19	1
Vanadium	<0.00063		0.0020	0.00063	mg/L		02/10/23 05:52	02/10/23 19:19	1
Zinc	<0.0028		0.0050	0.0028	mg/L		02/10/23 05:52	02/10/23 19:19	1

**General Chemistry**

Analyte	Result	Qualifier	RL	MDL	Unit	D	Prepared	Analyzed	Dil Fac
Total Dissolved Solids (SM 2540C-2011)	<10		10	10	mg/L			02/10/23 13:00	1

Eurofins Savannah

# Client Sample Results

Client: Southern Company  
Project/Site: Plant McIntosh Landfill 4

Job ID: 680-230302-1

**Client Sample ID: MCI-GWC-9**

**Lab Sample ID: 680-230302-11**

Date Collected: 02/08/23 11:10

Matrix: Water

Date Received: 02/09/23 10:01

**Method: MCAWW 300.0-1993 R2.1 - Anions, Ion Chromatography**

Analyte	Result	Qualifier	RL	MDL	Unit	D	Prepared	Analyzed	Dil Fac
Chloride	7.4		1.0	0.20	mg/L			02/11/23 19:24	1
Fluoride	0.061	J	0.10	0.040	mg/L			02/11/23 19:24	1
Sulfate	<0.40		1.0	0.40	mg/L			02/11/23 19:24	1

**Method: SW846 6020B - Metals (ICP/MS) - Total Recoverable**

Analyte	Result	Qualifier	RL	MDL	Unit	D	Prepared	Analyzed	Dil Fac
Antimony	<0.00034		0.0020	0.00034	mg/L		02/10/23 05:52	02/10/23 19:23	1
Arsenic	<0.00086		0.0010	0.00086	mg/L		02/10/23 05:52	02/10/23 19:23	1
Barium	0.024		0.010	0.00089	mg/L		02/10/23 05:52	02/10/23 19:23	1
Beryllium	<0.00020		0.0025	0.00020	mg/L		02/10/23 05:52	02/10/23 19:23	1
Boron	0.026	J	0.080	0.022	mg/L		02/10/23 05:52	02/10/23 19:23	1
Cadmium	0.000095	J	0.0025	0.000078	mg/L		02/10/23 05:52	02/10/23 19:23	1
Calcium	2.9		0.50	0.14	mg/L		02/10/23 05:52	02/10/23 19:23	1
Chromium	0.0013	J	0.0020	0.0012	mg/L		02/10/23 05:52	02/10/23 19:23	1
Cobalt	<0.00022		0.0025	0.00022	mg/L		02/10/23 05:52	02/10/23 19:23	1
Copper	<0.0011		0.0020	0.0011	mg/L		02/10/23 05:52	02/10/23 19:23	1
Lead	<0.00021		0.0010	0.00021	mg/L		02/10/23 05:52	02/10/23 19:23	1
Nickel	0.00084	J	0.0010	0.00042	mg/L		02/10/23 05:52	02/10/23 19:23	1
Selenium	<0.00099		0.0050	0.00099	mg/L		02/10/23 05:52	02/10/23 19:23	1
Silver	<0.00039		0.0010	0.00039	mg/L		02/10/23 05:52	02/10/23 19:23	1
Thallium	<0.00026		0.0010	0.00026	mg/L		02/10/23 05:52	02/10/23 19:23	1
Vanadium	<0.00063		0.0020	0.00063	mg/L		02/10/23 05:52	02/10/23 19:23	1
Zinc	<0.0028		0.0050	0.0028	mg/L		02/10/23 05:52	02/10/23 19:23	1

**General Chemistry**

Analyte	Result	Qualifier	RL	MDL	Unit	D	Prepared	Analyzed	Dil Fac
Total Dissolved Solids (SM 2540C-2011)	44		10	10	mg/L			02/10/23 13:00	1

**Method: EPA Field Sampling - Field Sampling**

Analyte	Result	Qualifier	RL	MDL	Unit	D	Prepared	Analyzed	Dil Fac
Field pH	5.31				SU			02/08/23 11:10	1

**Client Sample ID: MCI-GWA-13**

**Lab Sample ID: 680-230302-12**

Date Collected: 02/06/23 16:35

Matrix: Water

Date Received: 02/09/23 10:01

**Method: MCAWW 300.0-1993 R2.1 - Anions, Ion Chromatography**

Analyte	Result	Qualifier	RL	MDL	Unit	D	Prepared	Analyzed	Dil Fac
Chloride	3.3		1.0	0.20	mg/L			02/11/23 11:56	1
Fluoride	<0.040		0.10	0.040	mg/L			02/11/23 11:56	1
Sulfate	<0.40		1.0	0.40	mg/L			02/11/23 11:56	1

**Method: SW846 6020B - Metals (ICP/MS) - Total Recoverable**

Analyte	Result	Qualifier	RL	MDL	Unit	D	Prepared	Analyzed	Dil Fac
Antimony	<0.00034		0.0020	0.00034	mg/L		02/10/23 05:52	02/10/23 19:27	1
Arsenic	<0.00086		0.0010	0.00086	mg/L		02/10/23 05:52	02/10/23 19:27	1
Barium	0.016		0.010	0.00089	mg/L		02/10/23 05:52	02/10/23 19:27	1
Beryllium	<0.00020		0.0025	0.00020	mg/L		02/10/23 05:52	02/10/23 19:27	1
Boron	<0.022		0.080	0.022	mg/L		02/10/23 05:52	02/10/23 19:27	1
Cadmium	<0.000078		0.0025	0.000078	mg/L		02/10/23 05:52	02/10/23 19:27	1

Eurofins Savannah



# Client Sample Results

Client: Southern Company  
Project/Site: Plant McIntosh Landfill 4

Job ID: 680-230302-1

**Client Sample ID: MCI-GWA-13**

**Lab Sample ID: 680-230302-12**

Date Collected: 02/06/23 16:35

Matrix: Water

Date Received: 02/09/23 10:01

**Method: SW846 6020B - Metals (ICP/MS) - Total Recoverable (Continued)**

Analyte	Result	Qualifier	RL	MDL	Unit	D	Prepared	Analyzed	Dil Fac
Calcium	0.53		0.50	0.14	mg/L		02/10/23 05:52	02/10/23 19:27	1
Chromium	0.0025		0.0020	0.0012	mg/L		02/10/23 05:52	02/10/23 19:27	1
Cobalt	0.00049	J	0.0025	0.00022	mg/L		02/10/23 05:52	02/10/23 19:27	1
Copper	<0.0011		0.0020	0.0011	mg/L		02/10/23 05:52	02/10/23 19:27	1
Lead	<0.00021		0.0010	0.00021	mg/L		02/10/23 05:52	02/10/23 19:27	1
Nickel	<0.00042		0.0010	0.00042	mg/L		02/10/23 05:52	02/10/23 19:27	1
Selenium	<0.00099		0.0050	0.00099	mg/L		02/10/23 05:52	02/10/23 19:27	1
Silver	<0.00039		0.0010	0.00039	mg/L		02/10/23 05:52	02/10/23 19:27	1
Thallium	<0.00026		0.0010	0.00026	mg/L		02/10/23 05:52	02/10/23 19:27	1
Vanadium	<0.00063		0.0020	0.00063	mg/L		02/10/23 05:52	02/10/23 19:27	1
Zinc	<0.0028		0.0050	0.0028	mg/L		02/10/23 05:52	02/10/23 19:27	1

**General Chemistry**

Analyte	Result	Qualifier	RL	MDL	Unit	D	Prepared	Analyzed	Dil Fac
Total Dissolved Solids (SM 2540C-2011)	19		10	10	mg/L			02/10/23 13:00	1

**Method: EPA Field Sampling - Field Sampling**

Analyte	Result	Qualifier	RL	MDL	Unit	D	Prepared	Analyzed	Dil Fac
Field pH	4.75				SU			02/06/23 16:35	1

**Client Sample ID: MCI-GWA-14**

**Lab Sample ID: 680-230302-13**

Date Collected: 02/07/23 09:40

Matrix: Water

Date Received: 02/09/23 10:01

**Method: MCAWW 300.0-1993 R2.1 - Anions, Ion Chromatography**

Analyte	Result	Qualifier	RL	MDL	Unit	D	Prepared	Analyzed	Dil Fac
Chloride	4.0		1.0	0.20	mg/L			02/11/23 12:10	1
Fluoride	<0.040		0.10	0.040	mg/L			02/11/23 12:10	1
Sulfate	<0.40		1.0	0.40	mg/L			02/11/23 12:10	1

**Method: SW846 6020B - Metals (ICP/MS) - Total Recoverable**

Analyte	Result	Qualifier	RL	MDL	Unit	D	Prepared	Analyzed	Dil Fac
Antimony	<0.00034		0.0020	0.00034	mg/L		02/10/23 05:52	02/10/23 19:31	1
Arsenic	<0.00086		0.0010	0.00086	mg/L		02/10/23 05:52	02/10/23 19:31	1
Barium	0.014		0.010	0.00089	mg/L		02/10/23 05:52	02/10/23 19:31	1
Beryllium	<0.00020		0.0025	0.00020	mg/L		02/10/23 05:52	02/10/23 19:31	1
Boron	<0.022		0.080	0.022	mg/L		02/10/23 05:52	02/10/23 19:31	1
Cadmium	<0.000078		0.0025	0.000078	mg/L		02/10/23 05:52	02/10/23 19:31	1
Calcium	0.58		0.50	0.14	mg/L		02/10/23 05:52	02/10/23 19:31	1
Chromium	0.0021		0.0020	0.0012	mg/L		02/10/23 05:52	02/10/23 19:31	1
Cobalt	0.00043	J	0.0025	0.00022	mg/L		02/10/23 05:52	02/10/23 19:31	1
Copper	<0.0011		0.0020	0.0011	mg/L		02/10/23 05:52	02/10/23 19:31	1
Lead	<0.00021		0.0010	0.00021	mg/L		02/10/23 05:52	02/10/23 19:31	1
Nickel	0.00061	J	0.0010	0.00042	mg/L		02/10/23 05:52	02/10/23 19:31	1
Selenium	<0.00099		0.0050	0.00099	mg/L		02/10/23 05:52	02/10/23 19:31	1
Silver	<0.00039		0.0010	0.00039	mg/L		02/10/23 05:52	02/10/23 19:31	1
Thallium	<0.00026		0.0010	0.00026	mg/L		02/10/23 05:52	02/10/23 19:31	1
Vanadium	<0.00063		0.0020	0.00063	mg/L		02/10/23 05:52	02/10/23 19:31	1
Zinc	0.0031	J	0.0050	0.0028	mg/L		02/10/23 05:52	02/10/23 19:31	1

Eurofins Savannah

# Client Sample Results

Client: Southern Company  
Project/Site: Plant McIntosh Landfill 4

Job ID: 680-230302-1

**Client Sample ID: MCI-GWA-14**

**Lab Sample ID: 680-230302-13**

Date Collected: 02/07/23 09:40

Matrix: Water

Date Received: 02/09/23 10:01

### General Chemistry

Analyte	Result	Qualifier	RL	MDL	Unit	D	Prepared	Analyzed	Dil Fac
Total Dissolved Solids (SM 2540C-2011)	23		10	10	mg/L			02/10/23 13:00	1

### Method: EPA Field Sampling - Field Sampling

Analyte	Result	Qualifier	RL	MDL	Unit	D	Prepared	Analyzed	Dil Fac
Field pH	5.03				SU			02/07/23 09:40	1

**Client Sample ID: MCI-GWA-15**

**Lab Sample ID: 680-230302-14**

Date Collected: 02/07/23 10:35

Matrix: Water

Date Received: 02/09/23 10:01

### Method: MCAWW 300.0-1993 R2.1 - Anions, Ion Chromatography

Analyte	Result	Qualifier	RL	MDL	Unit	D	Prepared	Analyzed	Dil Fac
Chloride	3.6		1.0	0.20	mg/L			02/11/23 12:23	1
Fluoride	<0.040		0.10	0.040	mg/L			02/11/23 12:23	1
Sulfate	<0.40		1.0	0.40	mg/L			02/11/23 12:23	1

### Method: SW846 6020B - Metals (ICP/MS) - Total Recoverable

Analyte	Result	Qualifier	RL	MDL	Unit	D	Prepared	Analyzed	Dil Fac
Antimony	<0.00034		0.0020	0.00034	mg/L		02/10/23 05:52	02/10/23 19:35	1
Arsenic	<0.00086		0.0010	0.00086	mg/L		02/10/23 05:52	02/10/23 19:35	1
Barium	0.025		0.010	0.00089	mg/L		02/10/23 05:52	02/10/23 19:35	1
Beryllium	<0.00020		0.0025	0.00020	mg/L		02/10/23 05:52	02/10/23 19:35	1
Boron	<0.022		0.080	0.022	mg/L		02/10/23 05:52	02/10/23 19:35	1
Cadmium	<0.000078		0.0025	0.000078	mg/L		02/10/23 05:52	02/10/23 19:35	1
Calcium	1.9		0.50	0.14	mg/L		02/10/23 05:52	02/10/23 19:35	1
Chromium	0.0021		0.0020	0.0012	mg/L		02/10/23 05:52	02/10/23 19:35	1
Cobalt	0.00040	J	0.0025	0.00022	mg/L		02/10/23 05:52	02/10/23 19:35	1
Copper	<0.0011		0.0020	0.0011	mg/L		02/10/23 05:52	02/10/23 19:35	1
Lead	<0.00021		0.0010	0.00021	mg/L		02/10/23 05:52	02/10/23 19:35	1
Nickel	<0.00042		0.0010	0.00042	mg/L		02/10/23 05:52	02/10/23 19:35	1
Selenium	<0.00099		0.0050	0.00099	mg/L		02/10/23 05:52	02/10/23 19:35	1
Silver	<0.00039		0.0010	0.00039	mg/L		02/10/23 05:52	02/10/23 19:35	1
Thallium	<0.00026		0.0010	0.00026	mg/L		02/10/23 05:52	02/10/23 19:35	1
Vanadium	<0.00063		0.0020	0.00063	mg/L		02/10/23 05:52	02/10/23 19:35	1
Zinc	<0.0028		0.0050	0.0028	mg/L		02/10/23 05:52	02/10/23 19:35	1

### General Chemistry

Analyte	Result	Qualifier	RL	MDL	Unit	D	Prepared	Analyzed	Dil Fac
Total Dissolved Solids (SM 2540C-2011)	23		10	10	mg/L			02/10/23 13:00	1

### Method: EPA Field Sampling - Field Sampling

Analyte	Result	Qualifier	RL	MDL	Unit	D	Prepared	Analyzed	Dil Fac
Field pH	5.19				SU			02/07/23 10:35	1

Eurofins Savannah

# Client Sample Results

Client: Southern Company  
Project/Site: Plant McIntosh Landfill 4

Job ID: 680-230302-1

**Client Sample ID: MCI-GWA-16**

**Lab Sample ID: 680-230302-15**

Date Collected: 02/07/23 11:30

Matrix: Water

Date Received: 02/09/23 10:01

**Method: MCAWW 300.0-1993 R2.1 - Anions, Ion Chromatography**

Analyte	Result	Qualifier	RL	MDL	Unit	D	Prepared	Analyzed	Dil Fac
<b>Chloride</b>	<b>3.7</b>		1.0	0.20	mg/L			02/11/23 12:36	1
Fluoride	<0.040		0.10	0.040	mg/L			02/11/23 12:36	1
Sulfate	<0.40		1.0	0.40	mg/L			02/11/23 12:36	1

**Method: SW846 6020B - Metals (ICP/MS) - Total Recoverable**

Analyte	Result	Qualifier	RL	MDL	Unit	D	Prepared	Analyzed	Dil Fac
Antimony	<0.00034		0.0020	0.00034	mg/L		02/10/23 05:52	02/10/23 19:39	1
Arsenic	<0.00086		0.0010	0.00086	mg/L		02/10/23 05:52	02/10/23 19:39	1
<b>Barium</b>	<b>0.026</b>		0.010	0.00089	mg/L		02/10/23 05:52	02/10/23 19:39	1
Beryllium	<0.00020		0.0025	0.00020	mg/L		02/10/23 05:52	02/10/23 19:39	1
Boron	<0.022		0.080	0.022	mg/L		02/10/23 05:52	02/10/23 19:39	1
Cadmium	<0.000078		0.0025	0.000078	mg/L		02/10/23 05:52	02/10/23 19:39	1
<b>Calcium</b>	<b>0.45 J</b>		0.50	0.14	mg/L		02/10/23 05:52	02/10/23 19:39	1
<b>Chromium</b>	<b>0.0025</b>		0.0020	0.0012	mg/L		02/10/23 05:52	02/10/23 19:39	1
<b>Cobalt</b>	<b>0.00047 J</b>		0.0025	0.00022	mg/L		02/10/23 05:52	02/10/23 19:39	1
Copper	<0.0011		0.0020	0.0011	mg/L		02/10/23 05:52	02/10/23 19:39	1
Lead	<0.00021		0.0010	0.00021	mg/L		02/10/23 05:52	02/10/23 19:39	1
<b>Nickel</b>	<b>0.00054 J</b>		0.0010	0.00042	mg/L		02/10/23 05:52	02/10/23 19:39	1
Selenium	<0.00099		0.0050	0.00099	mg/L		02/10/23 05:52	02/10/23 19:39	1
Silver	<0.00039		0.0010	0.00039	mg/L		02/10/23 05:52	02/10/23 19:39	1
Thallium	<0.00026		0.0010	0.00026	mg/L		02/10/23 05:52	02/10/23 19:39	1
Vanadium	<0.00063		0.0020	0.00063	mg/L		02/10/23 05:52	02/10/23 19:39	1
<b>Zinc</b>	<b>0.0063</b>		0.0050	0.0028	mg/L		02/10/23 05:52	02/10/23 19:39	1

**General Chemistry**

Analyte	Result	Qualifier	RL	MDL	Unit	D	Prepared	Analyzed	Dil Fac
<b>Total Dissolved Solids (SM 2540C-2011)</b>	<b>24</b>		10	10	mg/L			02/10/23 13:00	1

**Method: EPA Field Sampling - Field Sampling**

Analyte	Result	Qualifier	RL	MDL	Unit	D	Prepared	Analyzed	Dil Fac
<b>Field pH</b>	<b>4.88</b>				SU			02/07/23 11:30	1

**Client Sample ID: MCI-GWC-18**

**Lab Sample ID: 680-230302-16**

Date Collected: 02/07/23 16:35

Matrix: Water

Date Received: 02/09/23 10:01

**Method: MCAWW 300.0-1993 R2.1 - Anions, Ion Chromatography**

Analyte	Result	Qualifier	RL	MDL	Unit	D	Prepared	Analyzed	Dil Fac
<b>Chloride</b>	<b>4.3</b>		1.0	0.20	mg/L			02/11/23 12:49	1
<b>Fluoride</b>	<b>0.53</b>		0.10	0.040	mg/L			02/11/23 12:49	1
<b>Sulfate</b>	<b>2.0</b>		1.0	0.40	mg/L			02/11/23 12:49	1

**Method: SW846 6020B - Metals (ICP/MS) - Total Recoverable**

Analyte	Result	Qualifier	RL	MDL	Unit	D	Prepared	Analyzed	Dil Fac
Antimony	<0.00034		0.0020	0.00034	mg/L		02/10/23 05:52	02/10/23 19:43	1
<b>Arsenic</b>	<b>0.0011</b>		0.0010	0.00086	mg/L		02/10/23 05:52	02/10/23 19:43	1
<b>Barium</b>	<b>0.012</b>		0.010	0.00089	mg/L		02/10/23 05:52	02/10/23 19:43	1
Beryllium	<0.00020		0.0025	0.00020	mg/L		02/10/23 05:52	02/10/23 19:43	1
Boron	<0.022		0.080	0.022	mg/L		02/10/23 05:52	02/10/23 19:43	1
Cadmium	<0.000078		0.0025	0.000078	mg/L		02/10/23 05:52	02/10/23 19:43	1

Eurofins Savannah

# Client Sample Results

Client: Southern Company  
Project/Site: Plant McIntosh Landfill 4

Job ID: 680-230302-1

**Client Sample ID: MCI-GWC-18**

**Lab Sample ID: 680-230302-16**

Date Collected: 02/07/23 16:35

Matrix: Water

Date Received: 02/09/23 10:01

**Method: SW846 6020B - Metals (ICP/MS) - Total Recoverable (Continued)**

Analyte	Result	Qualifier	RL	MDL	Unit	D	Prepared	Analyzed	Dil Fac
Calcium	15		0.50	0.14	mg/L		02/10/23 05:52	02/10/23 19:43	1
Chromium	0.0043		0.0020	0.0012	mg/L		02/10/23 05:52	02/10/23 19:43	1
Cobalt	<0.00022		0.0025	0.00022	mg/L		02/10/23 05:52	02/10/23 19:43	1
Copper	<0.0011		0.0020	0.0011	mg/L		02/10/23 05:52	02/10/23 19:43	1
Lead	0.00035	J	0.0010	0.00021	mg/L		02/10/23 05:52	02/10/23 19:43	1
Nickel	0.0011		0.0010	0.00042	mg/L		02/10/23 05:52	02/10/23 19:43	1
Selenium	<0.00099		0.0050	0.00099	mg/L		02/10/23 05:52	02/10/23 19:43	1
Silver	<0.00039		0.0010	0.00039	mg/L		02/10/23 05:52	02/10/23 19:43	1
Thallium	<0.00026		0.0010	0.00026	mg/L		02/10/23 05:52	02/10/23 19:43	1
Vanadium	0.0038		0.0020	0.00063	mg/L		02/10/23 05:52	02/10/23 19:43	1
Zinc	0.0032	J	0.0050	0.0028	mg/L		02/10/23 05:52	02/10/23 19:43	1

**General Chemistry**

Analyte	Result	Qualifier	RL	MDL	Unit	D	Prepared	Analyzed	Dil Fac
Total Dissolved Solids (SM 2540C-2011)	90		10	10	mg/L			02/10/23 13:00	1

**Method: EPA Field Sampling - Field Sampling**

Analyte	Result	Qualifier	RL	MDL	Unit	D	Prepared	Analyzed	Dil Fac
Field pH	6.47				SU			02/07/23 16:35	1

**Client Sample ID: MCI-LF4-EB-07**

**Lab Sample ID: 680-230302-17**

Date Collected: 02/07/23 16:50

Matrix: Water

Date Received: 02/09/23 10:01

**Method: MCAWW 300.0-1993 R2.1 - Anions, Ion Chromatography**

Analyte	Result	Qualifier	RL	MDL	Unit	D	Prepared	Analyzed	Dil Fac
Chloride	<0.20		1.0	0.20	mg/L			02/11/23 13:02	1
Fluoride	<0.040		0.10	0.040	mg/L			02/11/23 13:02	1
Sulfate	<0.40		1.0	0.40	mg/L			02/11/23 13:02	1

**Method: SW846 6020B - Metals (ICP/MS) - Total Recoverable**

Analyte	Result	Qualifier	RL	MDL	Unit	D	Prepared	Analyzed	Dil Fac
Antimony	<0.00034		0.0020	0.00034	mg/L		02/10/23 05:52	02/10/23 19:55	1
Arsenic	<0.00086		0.0010	0.00086	mg/L		02/10/23 05:52	02/10/23 19:55	1
Barium	<0.00089		0.010	0.00089	mg/L		02/10/23 05:52	02/10/23 19:55	1
Beryllium	<0.00020		0.0025	0.00020	mg/L		02/10/23 05:52	02/10/23 19:55	1
Boron	<0.022		0.080	0.022	mg/L		02/10/23 05:52	02/10/23 19:55	1
Cadmium	<0.000078		0.0025	0.000078	mg/L		02/10/23 05:52	02/10/23 19:55	1
Calcium	<0.14		0.50	0.14	mg/L		02/10/23 05:52	02/10/23 19:55	1
Chromium	<0.0012		0.0020	0.0012	mg/L		02/10/23 05:52	02/10/23 19:55	1
Cobalt	<0.00022		0.0025	0.00022	mg/L		02/10/23 05:52	02/10/23 19:55	1
Copper	<0.0011		0.0020	0.0011	mg/L		02/10/23 05:52	02/10/23 19:55	1
Lead	<0.00021		0.0010	0.00021	mg/L		02/10/23 05:52	02/10/23 19:55	1
Nickel	<0.00042		0.0010	0.00042	mg/L		02/10/23 05:52	02/10/23 19:55	1
Selenium	<0.00099		0.0050	0.00099	mg/L		02/10/23 05:52	02/10/23 19:55	1
Silver	<0.00039		0.0010	0.00039	mg/L		02/10/23 05:52	02/10/23 19:55	1
Thallium	<0.00026		0.0010	0.00026	mg/L		02/10/23 05:52	02/10/23 19:55	1
Vanadium	<0.00063		0.0020	0.00063	mg/L		02/10/23 05:52	02/10/23 19:55	1
Zinc	<0.0028		0.0050	0.0028	mg/L		02/10/23 05:52	02/10/23 19:55	1

Eurofins Savannah

# Client Sample Results

Client: Southern Company  
Project/Site: Plant McIntosh Landfill 4

Job ID: 680-230302-1

**Client Sample ID: MCI-LF4-EB-07**

**Lab Sample ID: 680-230302-17**

Date Collected: 02/07/23 16:50

Matrix: Water

Date Received: 02/09/23 10:01

**General Chemistry**

Analyte	Result	Qualifier	RL	MDL	Unit	D	Prepared	Analyzed	Dil Fac
Total Dissolved Solids (SM 2540C-2011)	<10		10	10	mg/L			02/10/23 13:00	1

**Client Sample ID: MCI-GWC-12**

**Lab Sample ID: 680-230302-18**

Date Collected: 02/07/23 16:15

Matrix: Water

Date Received: 02/09/23 10:01

**Method: MCAWW 300.0-1993 R2.1 - Anions, Ion Chromatography**

Analyte	Result	Qualifier	RL	MDL	Unit	D	Prepared	Analyzed	Dil Fac
Chloride	3.5		1.0	0.20	mg/L			02/11/23 13:15	1
Fluoride	<0.040		0.10	0.040	mg/L			02/11/23 13:15	1
Sulfate	<0.40		1.0	0.40	mg/L			02/11/23 13:15	1

**Method: SW846 6020B - Metals (ICP/MS) - Total Recoverable**

Analyte	Result	Qualifier	RL	MDL	Unit	D	Prepared	Analyzed	Dil Fac
Antimony	<0.00034		0.0020	0.00034	mg/L		02/27/23 13:43	02/28/23 11:09	1
Arsenic	<0.00086		0.0010	0.00086	mg/L		02/27/23 13:43	02/28/23 11:09	1
Barium	0.011		0.010	0.00089	mg/L		02/27/23 13:43	02/28/23 11:09	1
Beryllium	<0.00020		0.0025	0.00020	mg/L		02/27/23 13:43	02/28/23 11:09	1
Boron	<0.022		0.080	0.022	mg/L		02/27/23 13:43	02/28/23 11:09	1
Cadmium	<0.000078		0.0025	0.000078	mg/L		02/27/23 13:43	02/28/23 11:09	1
Calcium	0.73		0.50	0.14	mg/L		02/27/23 13:43	02/28/23 11:09	1
Chromium	0.0020		0.0020	0.0012	mg/L		02/27/23 13:43	02/28/23 11:09	1
Cobalt	0.00058	J	0.0025	0.00022	mg/L		02/27/23 13:43	02/28/23 11:09	1
Copper	<0.0011		0.0020	0.0011	mg/L		02/27/23 13:43	02/28/23 11:09	1
Lead	<0.00021		0.0010	0.00021	mg/L		02/27/23 13:43	02/28/23 11:09	1
Nickel	0.00082	J	0.0010	0.00042	mg/L		02/27/23 13:43	02/28/23 11:09	1
Selenium	<0.00099		0.0050	0.00099	mg/L		02/27/23 13:43	02/28/23 11:09	1
Silver	<0.00039		0.0010	0.00039	mg/L		02/27/23 13:43	02/28/23 11:09	1
Thallium	<0.00026		0.0010	0.00026	mg/L		02/27/23 13:43	02/28/23 11:09	1
Vanadium	<0.00063		0.0020	0.00063	mg/L		02/27/23 13:43	02/28/23 11:09	1
Zinc	<0.0028		0.0050	0.0028	mg/L		02/27/23 13:43	02/28/23 11:09	1

**General Chemistry**

Analyte	Result	Qualifier	RL	MDL	Unit	D	Prepared	Analyzed	Dil Fac
Total Dissolved Solids (SM 2540C-2011)	27		10	10	mg/L			02/10/23 13:00	1

**Method: EPA Field Sampling - Field Sampling**

Analyte	Result	Qualifier	RL	MDL	Unit	D	Prepared	Analyzed	Dil Fac
Field pH	5.07				SU			02/07/23 16:15	1

**Client Sample ID: MCI-LF4-GWC-1**

**Lab Sample ID: 680-230302-19**

Date Collected: 02/07/23 15:20

Matrix: Water

Date Received: 02/09/23 10:01

**Method: MCAWW 300.0-1993 R2.1 - Anions, Ion Chromatography**

Analyte	Result	Qualifier	RL	MDL	Unit	D	Prepared	Analyzed	Dil Fac
Chloride	4.5		1.0	0.20	mg/L			02/11/23 14:34	1
Fluoride	<0.040		0.10	0.040	mg/L			02/11/23 14:34	1
Sulfate	0.64	J	1.0	0.40	mg/L			02/11/23 14:34	1

Eurofins Savannah

# Client Sample Results

Client: Southern Company  
Project/Site: Plant McIntosh Landfill 4

Job ID: 680-230302-1

**Client Sample ID: MCI-LF4-GWC-1**

**Lab Sample ID: 680-230302-19**

Date Collected: 02/07/23 15:20

Matrix: Water

Date Received: 02/09/23 10:01

**Method: SW846 6020B - Metals (ICP/MS) - Total Recoverable**

Analyte	Result	Qualifier	RL	MDL	Unit	D	Prepared	Analyzed	Dil Fac
Antimony	<0.00034		0.0020	0.00034	mg/L		02/10/23 05:52	02/10/23 20:04	1
Arsenic	<0.00086		0.0010	0.00086	mg/L		02/10/23 05:52	02/10/23 20:04	1
<b>Barium</b>	<b>0.031</b>		0.010	0.00089	mg/L		02/10/23 05:52	02/10/23 20:04	1
Beryllium	<0.00020		0.0025	0.00020	mg/L		02/10/23 05:52	02/10/23 20:04	1
Boron	<0.022		0.080	0.022	mg/L		02/10/23 05:52	02/10/23 20:04	1
Cadmium	<0.000078		0.0025	0.000078	mg/L		02/10/23 05:52	02/10/23 20:04	1
<b>Calcium</b>	<b>1.0</b>		0.50	0.14	mg/L		02/10/23 05:52	02/10/23 20:04	1
<b>Chromium</b>	<b>0.0024</b>		0.0020	0.0012	mg/L		02/10/23 05:52	02/10/23 20:04	1
<b>Cobalt</b>	<b>0.0016</b>	J	0.0025	0.00022	mg/L		02/10/23 05:52	02/10/23 20:04	1
Copper	<0.0011		0.0020	0.0011	mg/L		02/10/23 05:52	02/10/23 20:04	1
Lead	<0.00021		0.0010	0.00021	mg/L		02/10/23 05:52	02/10/23 20:04	1
<b>Nickel</b>	<b>0.0012</b>		0.0010	0.00042	mg/L		02/10/23 05:52	02/10/23 20:04	1
Selenium	<0.00099		0.0050	0.00099	mg/L		02/10/23 05:52	02/10/23 20:04	1
Silver	<0.00039		0.0010	0.00039	mg/L		02/10/23 05:52	02/10/23 20:04	1
Thallium	<0.00026		0.0010	0.00026	mg/L		02/10/23 05:52	02/10/23 20:04	1
Vanadium	<0.00063		0.0020	0.00063	mg/L		02/10/23 05:52	02/10/23 20:04	1
<b>Zinc</b>	<b>0.0055</b>		0.0050	0.0028	mg/L		02/10/23 05:52	02/10/23 20:04	1

**General Chemistry**

Analyte	Result	Qualifier	RL	MDL	Unit	D	Prepared	Analyzed	Dil Fac
<b>Total Dissolved Solids (SM 2540C-2011)</b>	<b>34</b>		10	10	mg/L			02/10/23 13:00	1

**Method: EPA Field Sampling - Field Sampling**

Analyte	Result	Qualifier	RL	MDL	Unit	D	Prepared	Analyzed	Dil Fac
<b>Field pH</b>	<b>5.07</b>				SU			02/07/23 15:20	1

**Client Sample ID: MCI-LF4-GWA-2**

**Lab Sample ID: 680-230302-20**

Date Collected: 02/07/23 14:05

Matrix: Water

Date Received: 02/09/23 10:01

**Method: MCAWW 300.0-1993 R2.1 - Anions, Ion Chromatography**

Analyte	Result	Qualifier	RL	MDL	Unit	D	Prepared	Analyzed	Dil Fac
<b>Chloride</b>	<b>4.2</b>		1.0	0.20	mg/L			02/11/23 15:14	1
<b>Fluoride</b>	<b>0.048</b>	J	0.10	0.040	mg/L			02/11/23 15:14	1
Sulfate	<0.40		1.0	0.40	mg/L			02/11/23 15:14	1

**Method: SW846 6020B - Metals (ICP/MS) - Total Recoverable**

Analyte	Result	Qualifier	RL	MDL	Unit	D	Prepared	Analyzed	Dil Fac
Antimony	<0.00034		0.0020	0.00034	mg/L		02/10/23 05:52	02/10/23 20:08	1
Arsenic	<0.00086		0.0010	0.00086	mg/L		02/10/23 05:52	02/10/23 20:08	1
<b>Barium</b>	<b>0.033</b>		0.010	0.00089	mg/L		02/10/23 05:52	02/10/23 20:08	1
Beryllium	<0.00020		0.0025	0.00020	mg/L		02/10/23 05:52	02/10/23 20:08	1
Boron	<0.022		0.080	0.022	mg/L		02/10/23 05:52	02/10/23 20:08	1
Cadmium	<0.000078		0.0025	0.000078	mg/L		02/10/23 05:52	02/10/23 20:08	1
<b>Calcium</b>	<b>0.38</b>	J	0.50	0.14	mg/L		02/10/23 05:52	02/10/23 20:08	1
<b>Chromium</b>	<b>0.0028</b>		0.0020	0.0012	mg/L		02/10/23 05:52	02/10/23 20:08	1
<b>Cobalt</b>	<b>0.0012</b>	J	0.0025	0.00022	mg/L		02/10/23 05:52	02/10/23 20:08	1
Copper	<0.0011		0.0020	0.0011	mg/L		02/10/23 05:52	02/10/23 20:08	1
<b>Lead</b>	<b>0.0015</b>		0.0010	0.00021	mg/L		02/10/23 05:52	02/10/23 20:08	1
<b>Nickel</b>	<b>0.00083</b>	J	0.0010	0.00042	mg/L		02/10/23 05:52	02/10/23 20:08	1

Eurofins Savannah

# Client Sample Results

Client: Southern Company  
Project/Site: Plant McIntosh Landfill 4

Job ID: 680-230302-1

**Client Sample ID: MCI-LF4-GWA-2**

**Lab Sample ID: 680-230302-20**

Date Collected: 02/07/23 14:05

Matrix: Water

Date Received: 02/09/23 10:01

**Method: SW846 6020B - Metals (ICP/MS) - Total Recoverable (Continued)**

Analyte	Result	Qualifier	RL	MDL	Unit	D	Prepared	Analyzed	Dil Fac
Selenium	<0.00099		0.0050	0.00099	mg/L		02/10/23 05:52	02/10/23 20:08	1
Silver	<0.00039		0.0010	0.00039	mg/L		02/10/23 05:52	02/10/23 20:08	1
Thallium	<0.00026		0.0010	0.00026	mg/L		02/10/23 05:52	02/10/23 20:08	1
Vanadium	<0.00063		0.0020	0.00063	mg/L		02/10/23 05:52	02/10/23 20:08	1
<b>Zinc</b>	<b>0.0051</b>		0.0050	0.0028	mg/L		02/10/23 05:52	02/10/23 20:08	1

**General Chemistry**

Analyte	Result	Qualifier	RL	MDL	Unit	D	Prepared	Analyzed	Dil Fac
<b>Total Dissolved Solids (SM 2540C-2011)</b>	<b>32</b>		10	10	mg/L			02/10/23 13:46	1

**Method: EPA Field Sampling - Field Sampling**

Analyte	Result	Qualifier	RL	MDL	Unit	D	Prepared	Analyzed	Dil Fac
<b>Field pH</b>	<b>4.73</b>				SU			02/07/23 14:05	1

**Client Sample ID: MCI-GWA-3**

**Lab Sample ID: 680-230302-21**

Date Collected: 02/07/23 12:35

Matrix: Water

Date Received: 02/09/23 10:01

**Method: MCAWW 300.0-1993 R2.1 - Anions, Ion Chromatography**

Analyte	Result	Qualifier	RL	MDL	Unit	D	Prepared	Analyzed	Dil Fac
<b>Chloride</b>	<b>3.1</b>		1.0	0.20	mg/L			02/11/23 15:27	1
Fluoride	<0.040		0.10	0.040	mg/L			02/11/23 15:27	1
Sulfate	<0.40		1.0	0.40	mg/L			02/11/23 15:27	1

**Method: SW846 6020B - Metals (ICP/MS) - Total Recoverable**

Analyte	Result	Qualifier	RL	MDL	Unit	D	Prepared	Analyzed	Dil Fac
Antimony	<0.00034		0.0020	0.00034	mg/L		02/10/23 05:56	02/10/23 22:02	1
Arsenic	<0.00086		0.0010	0.00086	mg/L		02/10/23 05:56	02/10/23 22:02	1
<b>Barium</b>	<b>0.012</b>		0.010	0.00089	mg/L		02/10/23 05:56	02/10/23 22:02	1
Beryllium	<0.00020		0.0025	0.00020	mg/L		02/10/23 05:56	02/10/23 22:02	1
Boron	<0.022		0.080	0.022	mg/L		02/10/23 05:56	02/10/23 22:02	1
Cadmium	<0.000078		0.0025	0.000078	mg/L		02/10/23 05:56	02/10/23 22:02	1
<b>Calcium</b>	<b>0.66</b>		0.50	0.14	mg/L		02/10/23 05:56	02/10/23 22:02	1
<b>Chromium</b>	<b>0.0019</b>	<b>J</b>	0.0020	0.0012	mg/L		02/10/23 05:56	02/10/23 22:02	1
<b>Cobalt</b>	<b>0.00026</b>	<b>J</b>	0.0025	0.00022	mg/L		02/10/23 05:56	02/10/23 22:02	1
Copper	<0.0011		0.0020	0.0011	mg/L		02/10/23 05:56	02/10/23 22:02	1
Lead	<0.00021		0.0010	0.00021	mg/L		02/10/23 05:56	02/10/23 22:02	1
Nickel	<0.00042		0.0010	0.00042	mg/L		02/10/23 05:56	02/10/23 22:02	1
Selenium	<0.00099		0.0050	0.00099	mg/L		02/10/23 05:56	02/10/23 22:02	1
Silver	<0.00039		0.0010	0.00039	mg/L		02/10/23 05:56	02/10/23 22:02	1
Thallium	<0.00026		0.0010	0.00026	mg/L		02/10/23 05:56	02/10/23 22:02	1
Vanadium	<0.00063		0.0020	0.00063	mg/L		02/10/23 05:56	02/10/23 22:02	1
<b>Zinc</b>	<b>0.0032</b>	<b>J</b>	0.0050	0.0028	mg/L		02/10/23 05:56	02/10/23 22:02	1

**General Chemistry**

Analyte	Result	Qualifier	RL	MDL	Unit	D	Prepared	Analyzed	Dil Fac
<b>Total Dissolved Solids (SM 2540C-2011)</b>	<b>25</b>		10	10	mg/L			02/10/23 13:46	1

Eurofins Savannah



# Client Sample Results

Client: Southern Company  
Project/Site: Plant McIntosh Landfill 4

Job ID: 680-230302-1

**Client Sample ID: MCI-GWA-3**

**Lab Sample ID: 680-230302-21**

Date Collected: 02/07/23 12:35

Matrix: Water

Date Received: 02/09/23 10:01

**Method: EPA Field Sampling - Field Sampling**

Analyte	Result	Qualifier	RL	MDL	Unit	D	Prepared	Analyzed	Dil Fac
Field pH	4.91				SU			02/07/23 12:35	1

**Client Sample ID: MCI-LF4-FD-03**

**Lab Sample ID: 680-230302-22**

Date Collected: 02/07/23 00:00

Matrix: Water

Date Received: 02/09/23 10:01

**Method: MCAWW 300.0-1993 R2.1 - Anions, Ion Chromatography**

Analyte	Result	Qualifier	RL	MDL	Unit	D	Prepared	Analyzed	Dil Fac
Chloride	3.5		1.0	0.20	mg/L			02/11/23 15:40	1
Fluoride	<0.040		0.10	0.040	mg/L			02/11/23 15:40	1
Sulfate	<0.40		1.0	0.40	mg/L			02/11/23 15:40	1

**Method: SW846 6020B - Metals (ICP/MS) - Total Recoverable**

Analyte	Result	Qualifier	RL	MDL	Unit	D	Prepared	Analyzed	Dil Fac
Antimony	<0.00034		0.0020	0.00034	mg/L		02/10/23 05:56	02/10/23 22:14	1
Arsenic	<0.00086		0.0010	0.00086	mg/L		02/10/23 05:56	02/10/23 22:14	1
Barium	0.011		0.010	0.00089	mg/L		02/10/23 05:56	02/10/23 22:14	1
Beryllium	<0.00020		0.0025	0.00020	mg/L		02/10/23 05:56	02/10/23 22:14	1
Boron	<0.022		0.080	0.022	mg/L		02/10/23 05:56	02/10/23 22:14	1
Cadmium	<0.000078		0.0025	0.000078	mg/L		02/10/23 05:56	02/10/23 22:14	1
Calcium	0.73		0.50	0.14	mg/L		02/10/23 05:56	02/10/23 22:14	1
Chromium	0.0026		0.0020	0.0012	mg/L		02/10/23 05:56	02/10/23 22:14	1
Cobalt	0.00061	J	0.0025	0.00022	mg/L		02/10/23 05:56	02/10/23 22:14	1
Copper	<0.0011		0.0020	0.0011	mg/L		02/10/23 05:56	02/10/23 22:14	1
Lead	<0.00021		0.0010	0.00021	mg/L		02/10/23 05:56	02/10/23 22:14	1
Nickel	0.0012		0.0010	0.00042	mg/L		02/10/23 05:56	02/10/23 22:14	1
Selenium	<0.00099		0.0050	0.00099	mg/L		02/10/23 05:56	02/10/23 22:14	1
Silver	<0.00039		0.0010	0.00039	mg/L		02/10/23 05:56	02/10/23 22:14	1
Thallium	<0.00026		0.0010	0.00026	mg/L		02/10/23 05:56	02/10/23 22:14	1
Vanadium	<0.00063		0.0020	0.00063	mg/L		02/10/23 05:56	02/10/23 22:14	1
Zinc	<0.0028		0.0050	0.0028	mg/L		02/10/23 05:56	02/10/23 22:14	1

**General Chemistry**

Analyte	Result	Qualifier	RL	MDL	Unit	D	Prepared	Analyzed	Dil Fac
Total Dissolved Solids (SM 2540C-2011)	26		10	10	mg/L			02/10/23 13:46	1

**Client Sample ID: MCI-GWC-10**

**Lab Sample ID: 680-230302-23**

Date Collected: 02/08/23 09:50

Matrix: Water

Date Received: 02/09/23 10:01

**Method: MCAWW 300.0-1993 R2.1 - Anions, Ion Chromatography**

Analyte	Result	Qualifier	RL	MDL	Unit	D	Prepared	Analyzed	Dil Fac
Chloride	5.6		1.0	0.20	mg/L			02/11/23 19:37	1
Fluoride	0.10		0.10	0.040	mg/L			02/11/23 19:37	1
Sulfate	1.8		1.0	0.40	mg/L			02/11/23 19:37	1

**Method: SW846 6020B - Metals (ICP/MS) - Total Recoverable**

Analyte	Result	Qualifier	RL	MDL	Unit	D	Prepared	Analyzed	Dil Fac
Antimony	<0.00034		0.0020	0.00034	mg/L		02/10/23 05:56	02/10/23 22:18	1
Arsenic	<0.00086		0.0010	0.00086	mg/L		02/10/23 05:56	02/10/23 22:18	1

Eurofins Savannah



# Client Sample Results

Client: Southern Company  
Project/Site: Plant McIntosh Landfill 4

Job ID: 680-230302-1

**Client Sample ID: MCI-GWC-10**

**Lab Sample ID: 680-230302-23**

Date Collected: 02/08/23 09:50

Matrix: Water

Date Received: 02/09/23 10:01

**Method: SW846 6020B - Metals (ICP/MS) - Total Recoverable (Continued)**

Analyte	Result	Qualifier	RL	MDL	Unit	D	Prepared	Analyzed	Dil Fac
<b>Barium</b>	<b>0.017</b>		0.010	0.00089	mg/L		02/10/23 05:56	02/10/23 22:18	1
Beryllium	<0.00020		0.0025	0.00020	mg/L		02/10/23 05:56	02/10/23 22:18	1
<b>Boron</b>	<b>0.043</b>	<b>J</b>	0.080	0.022	mg/L		02/10/23 05:56	02/10/23 22:18	1
Cadmium	<0.000078		0.0025	0.000078	mg/L		02/10/23 05:56	02/10/23 22:18	1
<b>Calcium</b>	<b>22</b>		0.50	0.14	mg/L		02/10/23 05:56	02/10/23 22:18	1
<b>Chromium</b>	<b>0.0038</b>		0.0020	0.0012	mg/L		02/10/23 05:56	02/10/23 22:18	1
Cobalt	<0.00022		0.0025	0.00022	mg/L		02/10/23 05:56	02/10/23 22:18	1
Copper	<0.0011		0.0020	0.0011	mg/L		02/10/23 05:56	02/10/23 22:18	1
Lead	<0.00021		0.0010	0.00021	mg/L		02/10/23 05:56	02/10/23 22:18	1
Nickel	<0.00042		0.0010	0.00042	mg/L		02/10/23 05:56	02/10/23 22:18	1
Selenium	<0.00099		0.0050	0.00099	mg/L		02/10/23 05:56	02/10/23 22:18	1
Silver	<0.00039		0.0010	0.00039	mg/L		02/10/23 05:56	02/10/23 22:18	1
Thallium	<0.00026		0.0010	0.00026	mg/L		02/10/23 05:56	02/10/23 22:18	1
<b>Vanadium</b>	<b>0.0010</b>	<b>J</b>	0.0020	0.00063	mg/L		02/10/23 05:56	02/10/23 22:18	1
Zinc	<0.0028		0.0050	0.0028	mg/L		02/10/23 05:56	02/10/23 22:18	1

**General Chemistry**

Analyte	Result	Qualifier	RL	MDL	Unit	D	Prepared	Analyzed	Dil Fac
<b>Total Dissolved Solids (SM 2540C-2011)</b>	<b>130</b>		10	10	mg/L			02/10/23 13:46	1

**Method: EPA Field Sampling - Field Sampling**

Analyte	Result	Qualifier	RL	MDL	Unit	D	Prepared	Analyzed	Dil Fac
<b>Field pH</b>	<b>6.31</b>				SU			02/08/23 09:50	1

**Client Sample ID: MCI-GWC-21**

**Lab Sample ID: 680-230302-24**

Date Collected: 02/08/23 14:15

Matrix: Water

Date Received: 02/09/23 10:01

**Method: MCAWW 300.0-1993 R2.1 - Anions, Ion Chromatography**

Analyte	Result	Qualifier	RL	MDL	Unit	D	Prepared	Analyzed	Dil Fac
<b>Chloride</b>	<b>5.9</b>		1.0	0.20	mg/L			02/11/23 19:50	1
Fluoride	<0.040		0.10	0.040	mg/L			02/11/23 19:50	1
Sulfate	<0.40		1.0	0.40	mg/L			02/11/23 19:50	1

**Method: SW846 6020B - Metals (ICP/MS) - Total Recoverable**

Analyte	Result	Qualifier	RL	MDL	Unit	D	Prepared	Analyzed	Dil Fac
Antimony	<0.00034		0.0020	0.00034	mg/L		02/10/23 05:56	02/10/23 22:22	1
Arsenic	<0.00086		0.0010	0.00086	mg/L		02/10/23 05:56	02/10/23 22:22	1
<b>Barium</b>	<b>0.019</b>		0.010	0.00089	mg/L		02/10/23 05:56	02/10/23 22:22	1
Beryllium	<0.00020		0.0025	0.00020	mg/L		02/10/23 05:56	02/10/23 22:22	1
<b>Boron</b>	<b>0.027</b>	<b>J</b>	0.080	0.022	mg/L		02/10/23 05:56	02/10/23 22:22	1
Cadmium	<0.000078		0.0025	0.000078	mg/L		02/10/23 05:56	02/10/23 22:22	1
<b>Calcium</b>	<b>1.0</b>		0.50	0.14	mg/L		02/10/23 05:56	02/10/23 22:22	1
Chromium	<0.0012		0.0020	0.0012	mg/L		02/10/23 05:56	02/10/23 22:22	1
<b>Cobalt</b>	<b>0.00077</b>	<b>J</b>	0.0025	0.00022	mg/L		02/10/23 05:56	02/10/23 22:22	1
Copper	<0.0011		0.0020	0.0011	mg/L		02/10/23 05:56	02/10/23 22:22	1
Lead	<0.00021		0.0010	0.00021	mg/L		02/10/23 05:56	02/10/23 22:22	1
<b>Nickel</b>	<b>0.00064</b>	<b>J</b>	0.0010	0.00042	mg/L		02/10/23 05:56	02/10/23 22:22	1
Selenium	<0.00099		0.0050	0.00099	mg/L		02/10/23 05:56	02/10/23 22:22	1
Silver	<0.00039		0.0010	0.00039	mg/L		02/10/23 05:56	02/10/23 22:22	1

Eurofins Savannah

# Client Sample Results

Client: Southern Company  
Project/Site: Plant McIntosh Landfill 4

Job ID: 680-230302-1

**Client Sample ID: MCI-GWC-21**

**Lab Sample ID: 680-230302-24**

Date Collected: 02/08/23 14:15

Matrix: Water

Date Received: 02/09/23 10:01

**Method: SW846 6020B - Metals (ICP/MS) - Total Recoverable (Continued)**

Analyte	Result	Qualifier	RL	MDL	Unit	D	Prepared	Analyzed	Dil Fac
Thallium	<0.00026		0.0010	0.00026	mg/L		02/10/23 05:56	02/10/23 22:22	1
Vanadium	<0.00063		0.0020	0.00063	mg/L		02/10/23 05:56	02/10/23 22:22	1
Zinc	<0.0028		0.0050	0.0028	mg/L		02/10/23 05:56	02/10/23 22:22	1

**General Chemistry**

Analyte	Result	Qualifier	RL	MDL	Unit	D	Prepared	Analyzed	Dil Fac
Total Dissolved Solids (SM 2540C-2011)	32		10	10	mg/L			02/10/23 13:46	1

**Method: EPA Field Sampling - Field Sampling**

Analyte	Result	Qualifier	RL	MDL	Unit	D	Prepared	Analyzed	Dil Fac
Field pH	4.85				SU			02/08/23 14:15	1

**Client Sample ID: MCI-GWC-23**

**Lab Sample ID: 680-230302-25**

Date Collected: 02/08/23 12:40

Matrix: Water

Date Received: 02/09/23 10:01

**Method: MCAWW 300.0-1993 R2.1 - Anions, Ion Chromatography**

Analyte	Result	Qualifier	RL	MDL	Unit	D	Prepared	Analyzed	Dil Fac
Chloride	4.9		1.0	0.20	mg/L			02/11/23 20:29	1
Fluoride	<0.040		0.10	0.040	mg/L			02/11/23 20:29	1
Sulfate	1.7		1.0	0.40	mg/L			02/11/23 20:29	1

**Method: SW846 6020B - Metals (ICP/MS) - Total Recoverable**

Analyte	Result	Qualifier	RL	MDL	Unit	D	Prepared	Analyzed	Dil Fac
Antimony	<0.00034		0.0020	0.00034	mg/L		02/10/23 05:56	02/10/23 22:26	1
Arsenic	<0.00086		0.0010	0.00086	mg/L		02/10/23 05:56	02/10/23 22:26	1
Barium	0.016		0.010	0.00089	mg/L		02/10/23 05:56	02/10/23 22:26	1
Beryllium	<0.00020		0.0025	0.00020	mg/L		02/10/23 05:56	02/10/23 22:26	1
Boron	<0.022		0.080	0.022	mg/L		02/10/23 05:56	02/10/23 22:26	1
Cadmium	0.00013	J	0.0025	0.000078	mg/L		02/10/23 05:56	02/10/23 22:26	1
Calcium	1.2		0.50	0.14	mg/L		02/10/23 05:56	02/10/23 22:26	1
Chromium	0.0033		0.0020	0.0012	mg/L		02/10/23 05:56	02/10/23 22:26	1
Cobalt	0.0014	J	0.0025	0.00022	mg/L		02/10/23 05:56	02/10/23 22:26	1
Copper	<0.0011		0.0020	0.0011	mg/L		02/10/23 05:56	02/10/23 22:26	1
Lead	<0.00021		0.0010	0.00021	mg/L		02/10/23 05:56	02/10/23 22:26	1
Nickel	0.0013		0.0010	0.00042	mg/L		02/10/23 05:56	02/10/23 22:26	1
Selenium	<0.00099		0.0050	0.00099	mg/L		02/10/23 05:56	02/10/23 22:26	1
Silver	<0.00039		0.0010	0.00039	mg/L		02/10/23 05:56	02/10/23 22:26	1
Thallium	<0.00026		0.0010	0.00026	mg/L		02/10/23 05:56	02/10/23 22:26	1
Vanadium	<0.00063		0.0020	0.00063	mg/L		02/10/23 05:56	02/10/23 22:26	1
Zinc	0.0046	J	0.0050	0.0028	mg/L		02/10/23 05:56	02/10/23 22:26	1

**General Chemistry**

Analyte	Result	Qualifier	RL	MDL	Unit	D	Prepared	Analyzed	Dil Fac
Total Dissolved Solids (SM 2540C-2011)	31		10	10	mg/L			02/10/23 13:46	1

**Method: EPA Field Sampling - Field Sampling**

Analyte	Result	Qualifier	RL	MDL	Unit	D	Prepared	Analyzed	Dil Fac
Field pH	5.08				SU			02/08/23 12:40	1

Eurofins Savannah

# QC Sample Results

Client: Southern Company  
Project/Site: Plant McIntosh Landfill 4

Job ID: 680-230302-1

## Method: 300.0-1993 R2.1 - Anions, Ion Chromatography

**Lab Sample ID: MB 680-762938/2**  
**Matrix: Water**  
**Analysis Batch: 762938**

**Client Sample ID: Method Blank**  
**Prep Type: Total/NA**

Analyte	MB Result	MB Qualifier	RL	MDL	Unit	D	Prepared	Analyzed	Dil Fac
Chloride	<0.20		1.0	0.20	mg/L			02/11/23 09:50	1
Fluoride	<0.040		0.10	0.040	mg/L			02/11/23 09:50	1
Sulfate	<0.40		1.0	0.40	mg/L			02/11/23 09:50	1

**Lab Sample ID: LCS 680-762938/4**  
**Matrix: Water**  
**Analysis Batch: 762938**

**Client Sample ID: Lab Control Sample**  
**Prep Type: Total/NA**

Analyte	Spike Added	LCS Result	LCS Qualifier	Unit	D	%Rec	%Rec Limits
Chloride	10.0	10.3		mg/L		103	90 - 110
Fluoride	2.00	2.17		mg/L		108	90 - 110
Sulfate	10.0	10.4		mg/L		104	90 - 110

**Lab Sample ID: LCSD 680-762938/5**  
**Matrix: Water**  
**Analysis Batch: 762938**

**Client Sample ID: Lab Control Sample Dup**  
**Prep Type: Total/NA**

Analyte	Spike Added	LCSD Result	LCSD Qualifier	Unit	D	%Rec	%Rec Limits	RPD	RPD Limit
Chloride	10.0	10.3		mg/L		103	90 - 110	0	15
Fluoride	2.00	2.17		mg/L		109	90 - 110	0	15
Sulfate	10.0	10.4		mg/L		104	90 - 110	0	15

**Lab Sample ID: 680-230302-1 MS**  
**Matrix: Water**  
**Analysis Batch: 762938**

**Client Sample ID: MCI-GWA-4A**  
**Prep Type: Total/NA**

Analyte	Sample Result	Sample Qualifier	Spike Added	MS Result	MS Qualifier	Unit	D	%Rec	%Rec Limits
Chloride	3.2		10.0	12.4		mg/L		92	80 - 120
Fluoride	<0.040	F1	2.00	2.24		mg/L		112	80 - 120
Sulfate	1.7		10.0	11.4		mg/L		97	80 - 120

**Lab Sample ID: 680-230302-1 MSD**  
**Matrix: Water**  
**Analysis Batch: 762938**

**Client Sample ID: MCI-GWA-4A**  
**Prep Type: Total/NA**

Analyte	Sample Result	Sample Qualifier	Spike Added	MSD Result	MSD Qualifier	Unit	D	%Rec	%Rec Limits	RPD	RPD Limit
Chloride	3.2		10.0	13.3		mg/L		101	80 - 120	7	15
Fluoride	<0.040	F1	2.00	2.52	F1	mg/L		126	80 - 120	12	15
Sulfate	1.7		10.0	12.8		mg/L		112	80 - 120	12	15

**Lab Sample ID: 680-230302-19 MS**  
**Matrix: Water**  
**Analysis Batch: 762938**

**Client Sample ID: MCI-LF4-GWC-1**  
**Prep Type: Total/NA**

Analyte	Sample Result	Sample Qualifier	Spike Added	MS Result	MS Qualifier	Unit	D	%Rec	%Rec Limits
Chloride	4.5		10.0	14.5		mg/L		100	80 - 120
Fluoride	<0.040		2.00	2.20		mg/L		110	80 - 120
Sulfate	0.64	J	10.0	10.6		mg/L		99	80 - 120

Eurofins Savannah

# QC Sample Results

Client: Southern Company  
Project/Site: Plant McIntosh Landfill 4

Job ID: 680-230302-1

## Method: 300.0-1993 R2.1 - Anions, Ion Chromatography (Continued)

**Lab Sample ID: 680-230302-19 MSD**  
**Matrix: Water**  
**Analysis Batch: 762938**

**Client Sample ID: MCI-LF4-GWC-1**  
**Prep Type: Total/NA**

Analyte	Sample Result	Sample Qualifier	Spike Added	MSD Result	MSD Qualifier	Unit	D	%Rec	%Rec Limits	RPD	RPD Limit
Chloride	4.5		10.0	14.2		mg/L		97	80 - 120	2	15
Fluoride	<0.040		2.00	2.20		mg/L		110	80 - 120	0	15
Sulfate	0.64	J	10.0	10.6		mg/L		99	80 - 120	0	15

**Lab Sample ID: MB 680-762939/33**  
**Matrix: Water**  
**Analysis Batch: 762939**

**Client Sample ID: Method Blank**  
**Prep Type: Total/NA**

Analyte	MB Result	MB Qualifier	RL	MDL	Unit	D	Prepared	Analyzed	Dil Fac
Chloride	<0.20		1.0	0.20	mg/L			02/11/23 16:46	1
Fluoride	<0.040		0.10	0.040	mg/L			02/11/23 16:46	1
Sulfate	<0.40		1.0	0.40	mg/L			02/11/23 16:46	1

**Lab Sample ID: LCS 680-762939/34**  
**Matrix: Water**  
**Analysis Batch: 762939**

**Client Sample ID: Lab Control Sample**  
**Prep Type: Total/NA**

Analyte	Spike Added	LCS Result	LCS Qualifier	Unit	D	%Rec	%Rec Limits
Chloride	10.0	10.3		mg/L		103	90 - 110
Fluoride	2.00	2.14		mg/L		107	90 - 110
Sulfate	10.0	9.83		mg/L		98	90 - 110

**Lab Sample ID: LCSD 680-762939/35**  
**Matrix: Water**  
**Analysis Batch: 762939**

**Client Sample ID: Lab Control Sample Dup**  
**Prep Type: Total/NA**

Analyte	Spike Added	LCSD Result	LCSD Qualifier	Unit	D	%Rec	%Rec Limits	RPD	RPD Limit
Chloride	10.0	10.3		mg/L		103	90 - 110	0	15
Fluoride	2.00	2.15		mg/L		107	90 - 110	1	15
Sulfate	10.0	9.96		mg/L		100	90 - 110	1	15

**Lab Sample ID: 680-230302-4 MS**  
**Matrix: Water**  
**Analysis Batch: 762939**

**Client Sample ID: MCI-LF4-FB-05**  
**Prep Type: Total/NA**

Analyte	Sample Result	Sample Qualifier	Spike Added	MS Result	MS Qualifier	Unit	D	%Rec	%Rec Limits
Chloride	<0.20		10.0	10.3		mg/L		103	80 - 120
Fluoride	<0.040		2.00	2.16		mg/L		108	80 - 120
Sulfate	<0.40		10.0	10.1		mg/L		101	80 - 120

**Lab Sample ID: 680-230302-4 MSD**  
**Matrix: Water**  
**Analysis Batch: 762939**

**Client Sample ID: MCI-LF4-FB-05**  
**Prep Type: Total/NA**

Analyte	Sample Result	Sample Qualifier	Spike Added	MSD Result	MSD Qualifier	Unit	D	%Rec	%Rec Limits	RPD	RPD Limit
Chloride	<0.20		10.0	10.2		mg/L		102	80 - 120	1	15
Fluoride	<0.040		2.00	2.15		mg/L		107	80 - 120	1	15
Sulfate	<0.40		10.0	10.1		mg/L		101	80 - 120	0	15

Eurofins Savannah

# QC Sample Results

Client: Southern Company  
Project/Site: Plant McIntosh Landfill 4

Job ID: 680-230302-1

## Method: 300.0-1993 R2.1 - Anions, Ion Chromatography (Continued)

**Lab Sample ID: 680-230302-25 MS**  
**Matrix: Water**  
**Analysis Batch: 762939**

**Client Sample ID: MCI-GWC-23**  
**Prep Type: Total/NA**

Analyte	Sample Result	Sample Qualifier	Spike Added	MS Result	MS Qualifier	Unit	D	%Rec	%Rec Limits
Chloride	4.9		10.0	14.5		mg/L		96	80 - 120
Fluoride	<0.040		2.00	2.06		mg/L		103	80 - 120
Sulfate	1.7		10.0	11.3		mg/L		96	80 - 120

**Lab Sample ID: 680-230302-25 MSD**  
**Matrix: Water**  
**Analysis Batch: 762939**

**Client Sample ID: MCI-GWC-23**  
**Prep Type: Total/NA**

Analyte	Sample Result	Sample Qualifier	Spike Added	MSD Result	MSD Qualifier	Unit	D	%Rec	%Rec Limits	RPD	RPD Limit
Chloride	4.9		10.0	14.6		mg/L		98	80 - 120	1	15
Fluoride	<0.040		2.00	2.10		mg/L		105	80 - 120	2	15
Sulfate	1.7		10.0	11.5		mg/L		98	80 - 120	2	15

## Method: 6020B - Metals (ICP/MS)

**Lab Sample ID: MB 680-762797/1-A**  
**Matrix: Water**  
**Analysis Batch: 762951**

**Client Sample ID: Method Blank**  
**Prep Type: Total Recoverable**  
**Prep Batch: 762797**

Analyte	MB Result	MB Qualifier	RL	MDL	Unit	D	Prepared	Analyzed	Dil Fac
Antimony	<0.00034		0.0020	0.00034	mg/L		02/10/23 05:52	02/10/23 18:18	1
Arsenic	<0.00086		0.0010	0.00086	mg/L		02/10/23 05:52	02/10/23 18:18	1
Barium	<0.00089		0.010	0.00089	mg/L		02/10/23 05:52	02/10/23 18:18	1
Beryllium	<0.00020		0.0025	0.00020	mg/L		02/10/23 05:52	02/10/23 18:18	1
Boron	<0.022		0.080	0.022	mg/L		02/10/23 05:52	02/10/23 18:18	1
Cadmium	<0.000078		0.0025	0.000078	mg/L		02/10/23 05:52	02/10/23 18:18	1
Calcium	<0.14		0.50	0.14	mg/L		02/10/23 05:52	02/10/23 18:18	1
Chromium	<0.0012		0.0020	0.0012	mg/L		02/10/23 05:52	02/10/23 18:18	1
Cobalt	<0.00022		0.0025	0.00022	mg/L		02/10/23 05:52	02/10/23 18:18	1
Copper	<0.0011		0.0020	0.0011	mg/L		02/10/23 05:52	02/10/23 18:18	1
Lead	<0.00021		0.0010	0.00021	mg/L		02/10/23 05:52	02/10/23 18:18	1
Nickel	<0.00042		0.0010	0.00042	mg/L		02/10/23 05:52	02/10/23 18:18	1
Selenium	<0.00099		0.0050	0.00099	mg/L		02/10/23 05:52	02/10/23 18:18	1
Silver	<0.00039		0.0010	0.00039	mg/L		02/10/23 05:52	02/10/23 18:18	1
Thallium	<0.00026		0.0010	0.00026	mg/L		02/10/23 05:52	02/10/23 18:18	1
Vanadium	<0.00063		0.0020	0.00063	mg/L		02/10/23 05:52	02/10/23 18:18	1
Zinc	<0.0028		0.0050	0.0028	mg/L		02/10/23 05:52	02/10/23 18:18	1

**Lab Sample ID: LCS 680-762797/2-A**  
**Matrix: Water**  
**Analysis Batch: 762951**

**Client Sample ID: Lab Control Sample**  
**Prep Type: Total Recoverable**  
**Prep Batch: 762797**

Analyte	Spike Added	LCS Result	LCS Qualifier	Unit	D	%Rec	%Rec Limits
Antimony	0.0500	0.0495		mg/L		99	80 - 120
Arsenic	0.100	0.100		mg/L		100	80 - 120
Barium	0.100	0.0987		mg/L		99	80 - 120
Beryllium	0.0500	0.0475		mg/L		95	80 - 120
Boron	0.200	0.202		mg/L		101	80 - 120
Cadmium	0.0500	0.0478		mg/L		96	80 - 120

Eurofins Savannah

# QC Sample Results

Client: Southern Company  
Project/Site: Plant McIntosh Landfill 4

Job ID: 680-230302-1

## Method: 6020B - Metals (ICP/MS) (Continued)

**Lab Sample ID: LCS 680-762797/2-A**  
**Matrix: Water**  
**Analysis Batch: 762951**

**Client Sample ID: Lab Control Sample**  
**Prep Type: Total Recoverable**  
**Prep Batch: 762797**

Analyte	Spike Added	LCS Result	LCS Qualifier	Unit	D	%Rec	%Rec Limits
Calcium	5.00	4.94		mg/L		99	80 - 120
Chromium	0.100	0.103		mg/L		103	80 - 120
Cobalt	0.0500	0.0502		mg/L		100	80 - 120
Copper	0.100	0.108		mg/L		108	80 - 120
Lead	0.505	0.497		mg/L		99	80 - 120
Nickel	0.100	0.100		mg/L		100	80 - 120
Selenium	0.100	0.0998		mg/L		100	80 - 120
Silver	0.0500	0.0508		mg/L		102	80 - 120
Thallium	0.0500	0.0466		mg/L		93	80 - 120
Vanadium	0.100	0.0969		mg/L		97	80 - 120
Zinc	0.100	0.103		mg/L		103	80 - 120

**Lab Sample ID: 680-230302-1 MS**  
**Matrix: Water**  
**Analysis Batch: 762951**

**Client Sample ID: MCI-GWA-4A**  
**Prep Type: Total Recoverable**  
**Prep Batch: 762797**

Analyte	Sample Result	Sample Qualifier	Spike Added	MS Result	MS Qualifier	Unit	D	%Rec	%Rec Limits
Antimony	<0.00034		0.0500	0.0525		mg/L		105	75 - 125
Arsenic	<0.00086		0.100	0.105		mg/L		105	75 - 125
Barium	0.015		0.100	0.116		mg/L		101	75 - 125
Beryllium	<0.00020		0.0500	0.0500		mg/L		100	75 - 125
Boron	0.022	J	0.200	0.225		mg/L		101	75 - 125
Cadmium	<0.000078		0.0500	0.0518		mg/L		104	75 - 125
Calcium	0.46	J	5.00	5.68		mg/L		104	75 - 125
Chromium	<0.0012		0.100	0.111		mg/L		111	75 - 125
Cobalt	0.0013	J	0.0500	0.0547		mg/L		107	75 - 125
Copper	<0.0011		0.100	0.115		mg/L		115	75 - 125
Lead	<0.00021		0.505	0.524		mg/L		104	75 - 125
Nickel	<0.00042		0.100	0.106		mg/L		106	75 - 125
Selenium	<0.00099		0.100	0.108		mg/L		108	75 - 125
Silver	<0.00039		0.0500	0.0532		mg/L		106	75 - 125
Thallium	<0.00026		0.0500	0.0498		mg/L		100	75 - 125
Vanadium	<0.00063		0.100	0.0986		mg/L		99	75 - 125
Zinc	0.0031	J	0.100	0.110		mg/L		107	75 - 125

**Lab Sample ID: 680-230302-1 MSD**  
**Matrix: Water**  
**Analysis Batch: 762951**

**Client Sample ID: MCI-GWA-4A**  
**Prep Type: Total Recoverable**  
**Prep Batch: 762797**

Analyte	Sample Result	Sample Qualifier	Spike Added	MSD Result	MSD Qualifier	Unit	D	%Rec	%Rec Limits	RPD	RPD Limit
Antimony	<0.00034		0.0500	0.0521		mg/L		104	75 - 125	1	20
Arsenic	<0.00086		0.100	0.103		mg/L		103	75 - 125	2	20
Barium	0.015		0.100	0.114		mg/L		99	75 - 125	2	20
Beryllium	<0.00020		0.0500	0.0498		mg/L		100	75 - 125	0	20
Boron	0.022	J	0.200	0.226		mg/L		102	75 - 125	0	20
Cadmium	<0.000078		0.0500	0.0532		mg/L		106	75 - 125	3	20
Calcium	0.46	J	5.00	5.60		mg/L		103	75 - 125	1	20
Chromium	<0.0012		0.100	0.109		mg/L		109	75 - 125	1	20
Cobalt	0.0013	J	0.0500	0.0539		mg/L		105	75 - 125	2	20

Eurofins Savannah

# QC Sample Results

Client: Southern Company  
Project/Site: Plant McIntosh Landfill 4

Job ID: 680-230302-1

## Method: 6020B - Metals (ICP/MS) (Continued)

**Lab Sample ID: 680-230302-1 MSD**  
**Matrix: Water**  
**Analysis Batch: 762951**

**Client Sample ID: MCI-GWA-4A**  
**Prep Type: Total Recoverable**  
**Prep Batch: 762797**

Analyte	Sample Result	Sample Qualifier	Spike Added	MSD Result	MSD Qualifier	Unit	D	%Rec	%Rec Limits	RPD	RPD Limit
Copper	<0.0011		0.100	0.113		mg/L		113	75 - 125	2	20
Lead	<0.00021		0.505	0.518		mg/L		103	75 - 125	1	20
Nickel	<0.00042		0.100	0.104		mg/L		104	75 - 125	2	20
Selenium	<0.00099		0.100	0.102		mg/L		102	75 - 125	6	20
Silver	<0.00039		0.0500	0.0531		mg/L		106	75 - 125	0	20
Thallium	<0.00026		0.0500	0.0490		mg/L		98	75 - 125	2	20
Vanadium	<0.00063		0.100	0.0959		mg/L		96	75 - 125	3	20
Zinc	0.0031	J	0.100	0.110		mg/L		107	75 - 125	0	20

**Lab Sample ID: MB 680-762798/1-A**  
**Matrix: Water**  
**Analysis Batch: 762951**

**Client Sample ID: Method Blank**  
**Prep Type: Total Recoverable**  
**Prep Batch: 762798**

Analyte	MB Result	MB Qualifier	RL	MDL	Unit	D	Prepared	Analyzed	Dil Fac
Antimony	<0.00034		0.0020	0.00034	mg/L		02/10/23 05:56	02/11/23 11:15	1
Arsenic	<0.00086		0.0010	0.00086	mg/L		02/10/23 05:56	02/11/23 11:15	1
Barium	<0.00089		0.010	0.00089	mg/L		02/10/23 05:56	02/11/23 11:15	1
Beryllium	<0.00020		0.0025	0.00020	mg/L		02/10/23 05:56	02/11/23 11:15	1
Boron	<0.022		0.080	0.022	mg/L		02/10/23 05:56	02/11/23 11:15	1
Cadmium	<0.000078		0.0025	0.000078	mg/L		02/10/23 05:56	02/11/23 11:15	1
Calcium	<0.14		0.50	0.14	mg/L		02/10/23 05:56	02/11/23 11:15	1
Chromium	<0.0012		0.0020	0.0012	mg/L		02/10/23 05:56	02/11/23 11:15	1
Cobalt	<0.00022		0.0025	0.00022	mg/L		02/10/23 05:56	02/11/23 11:15	1
Copper	<0.0011		0.0020	0.0011	mg/L		02/10/23 05:56	02/11/23 11:15	1
Lead	<0.00021		0.0010	0.00021	mg/L		02/10/23 05:56	02/11/23 11:15	1
Nickel	<0.00042		0.0010	0.00042	mg/L		02/10/23 05:56	02/11/23 11:15	1
Selenium	<0.00099		0.0050	0.00099	mg/L		02/10/23 05:56	02/11/23 11:15	1
Silver	<0.00039		0.0010	0.00039	mg/L		02/10/23 05:56	02/11/23 11:15	1
Thallium	<0.00026		0.0010	0.00026	mg/L		02/10/23 05:56	02/11/23 11:15	1
Vanadium	<0.00063		0.0020	0.00063	mg/L		02/10/23 05:56	02/11/23 11:15	1
Zinc	<0.0028		0.0050	0.0028	mg/L		02/10/23 05:56	02/11/23 11:15	1

**Lab Sample ID: LCS 680-762798/2-A**  
**Matrix: Water**  
**Analysis Batch: 762951**

**Client Sample ID: Lab Control Sample**  
**Prep Type: Total Recoverable**  
**Prep Batch: 762798**

Analyte	Spike Added	LCS Result	LCS Qualifier	Unit	D	%Rec	%Rec Limits
Antimony	0.0500	0.0504		mg/L		101	80 - 120
Arsenic	0.100	0.102		mg/L		102	80 - 120
Barium	0.100	0.0955		mg/L		95	80 - 120
Beryllium	0.0500	0.0472		mg/L		94	80 - 120
Boron	0.200	0.194		mg/L		97	80 - 120
Cadmium	0.0500	0.0500		mg/L		100	80 - 120
Calcium	5.00	4.93		mg/L		99	80 - 120
Chromium	0.100	0.103		mg/L		103	80 - 120
Cobalt	0.0500	0.0500		mg/L		100	80 - 120
Copper	0.100	0.109		mg/L		109	80 - 120
Lead	0.505	0.489		mg/L		97	80 - 120
Nickel	0.100	0.100		mg/L		100	80 - 120

Eurofins Savannah



# QC Sample Results

Client: Southern Company  
Project/Site: Plant McIntosh Landfill 4

Job ID: 680-230302-1

## Method: 6020B - Metals (ICP/MS) (Continued)

**Lab Sample ID: LCS 680-762798/2-A**  
**Matrix: Water**  
**Analysis Batch: 762951**

**Client Sample ID: Lab Control Sample**  
**Prep Type: Total Recoverable**  
**Prep Batch: 762798**

Analyte	Spike Added	LCS Result	LCS Qualifier	Unit	D	%Rec	%Rec Limits
Selenium	0.100	0.0998		mg/L		100	80 - 120
Silver	0.0500	0.0517		mg/L		103	80 - 120
Thallium	0.0500	0.0470		mg/L		94	80 - 120
Vanadium	0.100	0.0947		mg/L		95	80 - 120
Zinc	0.100	0.104		mg/L		104	80 - 120

**Lab Sample ID: 680-230302-21 MS**  
**Matrix: Water**  
**Analysis Batch: 762951**

**Client Sample ID: MCI-GWA-3**  
**Prep Type: Total Recoverable**  
**Prep Batch: 762798**

Analyte	Sample Result	Sample Qualifier	Spike Added	MS Result	MS Qualifier	Unit	D	%Rec	%Rec Limits
Antimony	<0.00034		0.0500	0.0478		mg/L		96	75 - 125
Arsenic	<0.00086		0.100	0.0974		mg/L		97	75 - 125
Barium	0.012		0.100	0.108		mg/L		95	75 - 125
Beryllium	<0.00020		0.0500	0.0472		mg/L		94	75 - 125
Boron	<0.022		0.200	0.209		mg/L		104	75 - 125
Cadmium	<0.000078		0.0500	0.0480		mg/L		96	75 - 125
Calcium	0.66		5.00	5.37		mg/L		94	75 - 125
Chromium	0.0019	J	0.100	0.104		mg/L		102	75 - 125
Cobalt	0.00026	J	0.0500	0.0499		mg/L		99	75 - 125
Copper	<0.0011		0.100	0.108		mg/L		108	75 - 125
Lead	<0.00021		0.505	0.487		mg/L		97	75 - 125
Nickel	<0.00042		0.100	0.0990		mg/L		99	75 - 125
Selenium	<0.00099		0.100	0.102		mg/L		102	75 - 125
Silver	<0.00039		0.0500	0.0498		mg/L		100	75 - 125
Thallium	<0.00026		0.0500	0.0462		mg/L		92	75 - 125
Vanadium	<0.00063		0.100	0.0915		mg/L		92	75 - 125
Zinc	0.0032	J	0.100	0.103		mg/L		100	75 - 125

**Lab Sample ID: 680-230302-21 MSD**  
**Matrix: Water**  
**Analysis Batch: 762951**

**Client Sample ID: MCI-GWA-3**  
**Prep Type: Total Recoverable**  
**Prep Batch: 762798**

Analyte	Sample Result	Sample Qualifier	Spike Added	MSD Result	MSD Qualifier	Unit	D	%Rec	%Rec Limits	RPD	Limit
Antimony	<0.00034		0.0500	0.0507		mg/L		101	75 - 125	6	20
Arsenic	<0.00086		0.100	0.100		mg/L		100	75 - 125	3	20
Barium	0.012		0.100	0.108		mg/L		96	75 - 125	1	20
Beryllium	<0.00020		0.0500	0.0490		mg/L		98	75 - 125	4	20
Boron	<0.022		0.200	0.215		mg/L		108	75 - 125	3	20
Cadmium	<0.000078		0.0500	0.0505		mg/L		101	75 - 125	5	20
Calcium	0.66		5.00	5.55		mg/L		98	75 - 125	3	20
Chromium	0.0019	J	0.100	0.104		mg/L		102	75 - 125	0	20
Cobalt	0.00026	J	0.0500	0.0509		mg/L		101	75 - 125	2	20
Copper	<0.0011		0.100	0.111		mg/L		111	75 - 125	3	20
Lead	<0.00021		0.505	0.501		mg/L		99	75 - 125	3	20
Nickel	<0.00042		0.100	0.102		mg/L		102	75 - 125	3	20
Selenium	<0.00099		0.100	0.104		mg/L		104	75 - 125	2	20
Silver	<0.00039		0.0500	0.0511		mg/L		102	75 - 125	3	20
Thallium	<0.00026		0.0500	0.0475		mg/L		95	75 - 125	3	20

Eurofins Savannah



# QC Sample Results

Client: Southern Company  
Project/Site: Plant McIntosh Landfill 4

Job ID: 680-230302-1

## Method: 6020B - Metals (ICP/MS) (Continued)

**Lab Sample ID: 680-230302-21 MSD**  
**Matrix: Water**  
**Analysis Batch: 762951**

**Client Sample ID: MCI-GWA-3**  
**Prep Type: Total Recoverable**  
**Prep Batch: 762798**

Analyte	Sample Result	Sample Qualifier	Spike Added	MSD Result	MSD Qualifier	Unit	D	%Rec	%Rec Limits	RPD	RPD Limit
Vanadium	<0.00063		0.100	0.0910		mg/L		91	75 - 125	1	20
Zinc	0.0032	J	0.100	0.106		mg/L		103	75 - 125	3	20

**Lab Sample ID: MB 680-765176/1-A**  
**Matrix: Water**  
**Analysis Batch: 765360**

**Client Sample ID: Method Blank**  
**Prep Type: Total Recoverable**  
**Prep Batch: 765176**

Analyte	MB Result	MB Qualifier	RL	MDL	Unit	D	Prepared	Analyzed	Dil Fac
Antimony	<0.00034		0.0020	0.00034	mg/L		02/27/23 13:43	02/28/23 10:52	1
Arsenic	<0.00086		0.0010	0.00086	mg/L		02/27/23 13:43	02/28/23 10:52	1
Barium	<0.00089		0.010	0.00089	mg/L		02/27/23 13:43	02/28/23 10:52	1
Beryllium	<0.00020		0.0025	0.00020	mg/L		02/27/23 13:43	02/28/23 10:52	1
Boron	<0.022		0.080	0.022	mg/L		02/27/23 13:43	02/28/23 10:52	1
Cadmium	<0.000078		0.0025	0.000078	mg/L		02/27/23 13:43	02/28/23 10:52	1
Calcium	<0.14		0.50	0.14	mg/L		02/27/23 13:43	02/28/23 10:52	1
Chromium	<0.0012		0.0020	0.0012	mg/L		02/27/23 13:43	02/28/23 10:52	1
Cobalt	<0.00022		0.0025	0.00022	mg/L		02/27/23 13:43	02/28/23 10:52	1
Copper	<0.0011		0.0020	0.0011	mg/L		02/27/23 13:43	02/28/23 10:52	1
Lead	<0.00021		0.0010	0.00021	mg/L		02/27/23 13:43	02/28/23 10:52	1
Nickel	<0.00042		0.0010	0.00042	mg/L		02/27/23 13:43	02/28/23 10:52	1
Selenium	<0.00099		0.0050	0.00099	mg/L		02/27/23 13:43	02/28/23 10:52	1
Silver	<0.00039		0.0010	0.00039	mg/L		02/27/23 13:43	02/28/23 10:52	1
Thallium	<0.00026		0.0010	0.00026	mg/L		02/27/23 13:43	02/28/23 10:52	1
Vanadium	<0.00063		0.0020	0.00063	mg/L		02/27/23 13:43	02/28/23 10:52	1
Zinc	<0.0028		0.0050	0.0028	mg/L		02/27/23 13:43	02/28/23 10:52	1

**Lab Sample ID: LCS 680-765176/2-A**  
**Matrix: Water**  
**Analysis Batch: 765360**

**Client Sample ID: Lab Control Sample**  
**Prep Type: Total Recoverable**  
**Prep Batch: 765176**

Analyte	Spike Added	LCS Result	LCS Qualifier	Unit	D	%Rec	%Rec Limits
Antimony	0.0500	0.0500		mg/L		100	80 - 120
Arsenic	0.100	0.105		mg/L		105	80 - 120
Barium	0.100	0.100		mg/L		100	80 - 120
Beryllium	0.0500	0.0520		mg/L		104	80 - 120
Boron	0.200	0.205		mg/L		103	80 - 120
Cadmium	0.0500	0.0488		mg/L		98	80 - 120
Calcium	5.00	5.15		mg/L		103	80 - 120
Chromium	0.100	0.0957		mg/L		96	80 - 120
Cobalt	0.0500	0.0526		mg/L		105	80 - 120
Copper	0.100	0.106		mg/L		106	80 - 120
Lead	0.505	0.519		mg/L		103	80 - 120
Nickel	0.100	0.103		mg/L		103	80 - 120
Selenium	0.100	0.102		mg/L		102	80 - 120
Silver	0.0500	0.0507		mg/L		101	80 - 120
Thallium	0.0500	0.0486		mg/L		97	80 - 120
Vanadium	0.100	0.106		mg/L		106	80 - 120
Zinc	0.100	0.105		mg/L		105	80 - 120

Eurofins Savannah

# QC Sample Results

Client: Southern Company  
Project/Site: Plant McIntosh Landfill 4

Job ID: 680-230302-1

## Method: 6020B - Metals (ICP/MS) (Continued)

**Lab Sample ID: LCSD 680-765176/3-A**  
**Matrix: Water**  
**Analysis Batch: 765360**

**Client Sample ID: Lab Control Sample Dup**  
**Prep Type: Total Recoverable**  
**Prep Batch: 765176**

Analyte	Spike Added	LCSD Result	LCSD Qualifier	Unit	D	%Rec	%Rec Limits	RPD	RPD Limit
Antimony	0.0500	0.0497		mg/L		99	80 - 120	1	20
Arsenic	0.100	0.104		mg/L		104	80 - 120	2	20
Barium	0.100	0.102		mg/L		102	80 - 120	2	20
Beryllium	0.0500	0.0508		mg/L		102	80 - 120	2	20
Boron	0.200	0.204		mg/L		102	80 - 120	1	20
Cadmium	0.0500	0.0494		mg/L		99	80 - 120	1	20
Calcium	5.00	5.18		mg/L		104	80 - 120	1	20
Chromium	0.100	0.0965		mg/L		96	80 - 120	1	20
Cobalt	0.0500	0.0525		mg/L		105	80 - 120	0	20
Copper	0.100	0.106		mg/L		106	80 - 120	0	20
Lead	0.505	0.517		mg/L		102	80 - 120	1	20
Nickel	0.100	0.103		mg/L		103	80 - 120	1	20
Selenium	0.100	0.103		mg/L		103	80 - 120	0	20
Silver	0.0500	0.0493		mg/L		99	80 - 120	3	20
Thallium	0.0500	0.0489		mg/L		98	80 - 120	1	20
Vanadium	0.100	0.106		mg/L		106	80 - 120	0	20
Zinc	0.100	0.105		mg/L		105	80 - 120	0	20

## Method: 2540C-2011 - Total Dissolved Solids (Dried at 180 °C)

**Lab Sample ID: MB 680-762877/1**  
**Matrix: Water**  
**Analysis Batch: 762877**

**Client Sample ID: Method Blank**  
**Prep Type: Total/NA**

Analyte	MB Result	MB Qualifier	RL	MDL	Unit	D	Prepared	Analyzed	Dil Fac
Total Dissolved Solids	<10		10	10	mg/L			02/10/23 13:00	1

**Lab Sample ID: LCS 680-762877/2**  
**Matrix: Water**  
**Analysis Batch: 762877**

**Client Sample ID: Lab Control Sample**  
**Prep Type: Total/NA**

Analyte	Spike Added	LCS Result	LCS Qualifier	Unit	D	%Rec	%Rec Limits
Total Dissolved Solids	2340	2380		mg/L		102	80 - 120

**Lab Sample ID: LCSD 680-762877/3**  
**Matrix: Water**  
**Analysis Batch: 762877**

**Client Sample ID: Lab Control Sample Dup**  
**Prep Type: Total/NA**

Analyte	Spike Added	LCSD Result	LCSD Qualifier	Unit	D	%Rec	%Rec Limits	RPD	RPD Limit
Total Dissolved Solids	2340	2390		mg/L		102	80 - 120	1	25

**Lab Sample ID: 680-230302-7 DU**  
**Matrix: Water**  
**Analysis Batch: 762877**

**Client Sample ID: MCI-GWC-11**  
**Prep Type: Total/NA**

Analyte	Sample Result	Sample Qualifier	DU Result	DU Qualifier	Unit	D	RPD	RPD Limit
Total Dissolved Solids	71		69.5		mg/L		1	5

Eurofins Savannah

# QC Sample Results

Client: Southern Company  
 Project/Site: Plant McIntosh Landfill 4

Job ID: 680-230302-1

## Method: 2540C-2011 - Total Dissolved Solids (Dried at 180 °C) (Continued)

**Lab Sample ID: 680-230302-16 DU**  
**Matrix: Water**  
**Analysis Batch: 762877**

**Client Sample ID: MCI-GWC-18**  
**Prep Type: Total/NA**

Analyte	Sample Result	Sample Qualifier	DU Result	DU Qualifier	Unit	D	RPD	RPD Limit
Total Dissolved Solids	90		86.0		mg/L	-	5	5

**Lab Sample ID: MB 680-762903/1**  
**Matrix: Water**  
**Analysis Batch: 762903**

**Client Sample ID: Method Blank**  
**Prep Type: Total/NA**

Analyte	MB Result	MB Qualifier	RL	MDL	Unit	D	Prepared	Analyzed	Dil Fac
Total Dissolved Solids	<10		10	10	mg/L	-		02/10/23 13:46	1

**Lab Sample ID: LCS 680-762903/2**  
**Matrix: Water**  
**Analysis Batch: 762903**

**Client Sample ID: Lab Control Sample**  
**Prep Type: Total/NA**

Analyte	Spike Added	LCS Result	LCS Qualifier	Unit	D	%Rec	%Rec Limits
Total Dissolved Solids	2340	2410		mg/L	-	103	80 - 120

**Lab Sample ID: LCSD 680-762903/3**  
**Matrix: Water**  
**Analysis Batch: 762903**

**Client Sample ID: Lab Control Sample Dup**  
**Prep Type: Total/NA**

Analyte	Spike Added	LCSD Result	LCSD Qualifier	Unit	D	%Rec	%Rec Limits	RPD	RPD Limit
Total Dissolved Solids	2340	2370		mg/L	-	101	80 - 120	2	25

**Lab Sample ID: 680-230304-C-12 DU**  
**Matrix: Water**  
**Analysis Batch: 762903**

**Client Sample ID: Duplicate**  
**Prep Type: Total/NA**

Analyte	Sample Result	Sample Qualifier	DU Result	DU Qualifier	Unit	D	RPD	RPD Limit
Total Dissolved Solids	440		432		mg/L	-	1	5

# QC Association Summary

Client: Southern Company  
Project/Site: Plant McIntosh Landfill 4

Job ID: 680-230302-1

## HPLC/IC

### Analysis Batch: 762938

Lab Sample ID	Client Sample ID	Prep Type	Matrix	Method	Prep Batch
680-230302-1	MCI-GWA-4A	Total/NA	Water	300.0-1993 R2.1	
680-230302-2	MCI-LF4-GWA-5	Total/NA	Water	300.0-1993 R2.1	
680-230302-3	MCI-GWC-19	Total/NA	Water	300.0-1993 R2.1	
680-230302-12	MCI-GWA-13	Total/NA	Water	300.0-1993 R2.1	
680-230302-13	MCI-GWA-14	Total/NA	Water	300.0-1993 R2.1	
680-230302-14	MCI-GWA-15	Total/NA	Water	300.0-1993 R2.1	
680-230302-15	MCI-GWA-16	Total/NA	Water	300.0-1993 R2.1	
680-230302-16	MCI-GWC-18	Total/NA	Water	300.0-1993 R2.1	
680-230302-17	MCI-LF4-EB-07	Total/NA	Water	300.0-1993 R2.1	
680-230302-18	MCI-GWC-12	Total/NA	Water	300.0-1993 R2.1	
680-230302-19	MCI-LF4-GWC-1	Total/NA	Water	300.0-1993 R2.1	
680-230302-20	MCI-LF4-GWA-2	Total/NA	Water	300.0-1993 R2.1	
680-230302-21	MCI-GWA-3	Total/NA	Water	300.0-1993 R2.1	
680-230302-22	MCI-LF4-FD-03	Total/NA	Water	300.0-1993 R2.1	
MB 680-762938/2	Method Blank	Total/NA	Water	300.0-1993 R2.1	
LCS 680-762938/4	Lab Control Sample	Total/NA	Water	300.0-1993 R2.1	
LCSD 680-762938/5	Lab Control Sample Dup	Total/NA	Water	300.0-1993 R2.1	
680-230302-1 MS	MCI-GWA-4A	Total/NA	Water	300.0-1993 R2.1	
680-230302-1 MSD	MCI-GWA-4A	Total/NA	Water	300.0-1993 R2.1	
680-230302-19 MS	MCI-LF4-GWC-1	Total/NA	Water	300.0-1993 R2.1	
680-230302-19 MSD	MCI-LF4-GWC-1	Total/NA	Water	300.0-1993 R2.1	

### Analysis Batch: 762939

Lab Sample ID	Client Sample ID	Prep Type	Matrix	Method	Prep Batch
680-230302-4	MCI-LF4-FB-05	Total/NA	Water	300.0-1993 R2.1	
680-230302-5	MCI-GWC-20	Total/NA	Water	300.0-1993 R2.1	
680-230302-6	MCI-LF4-FD-04	Total/NA	Water	300.0-1993 R2.1	
680-230302-7	MCI-GWC-11	Total/NA	Water	300.0-1993 R2.1	
680-230302-8	MCI-LF4-EB-08	Total/NA	Water	300.0-1993 R2.1	
680-230302-9	MCI-GWC-17	Total/NA	Water	300.0-1993 R2.1	
680-230302-10	MCI-LF4-FB-06	Total/NA	Water	300.0-1993 R2.1	
680-230302-11	MCI-GWC-9	Total/NA	Water	300.0-1993 R2.1	
680-230302-23	MCI-GWC-10	Total/NA	Water	300.0-1993 R2.1	
680-230302-24	MCI-GWC-21	Total/NA	Water	300.0-1993 R2.1	
680-230302-25	MCI-GWC-23	Total/NA	Water	300.0-1993 R2.1	
MB 680-762939/33	Method Blank	Total/NA	Water	300.0-1993 R2.1	
LCS 680-762939/34	Lab Control Sample	Total/NA	Water	300.0-1993 R2.1	
LCSD 680-762939/35	Lab Control Sample Dup	Total/NA	Water	300.0-1993 R2.1	
680-230302-4 MS	MCI-LF4-FB-05	Total/NA	Water	300.0-1993 R2.1	
680-230302-4 MSD	MCI-LF4-FB-05	Total/NA	Water	300.0-1993 R2.1	
680-230302-25 MS	MCI-GWC-23	Total/NA	Water	300.0-1993 R2.1	
680-230302-25 MSD	MCI-GWC-23	Total/NA	Water	300.0-1993 R2.1	

## Metals

### Prep Batch: 762797

Lab Sample ID	Client Sample ID	Prep Type	Matrix	Method	Prep Batch
680-230302-1	MCI-GWA-4A	Total Recoverable	Water	3005A	
680-230302-2	MCI-LF4-GWA-5	Total Recoverable	Water	3005A	
680-230302-3	MCI-GWC-19	Total Recoverable	Water	3005A	
680-230302-4	MCI-LF4-FB-05	Total Recoverable	Water	3005A	

Eurofins Savannah

# QC Association Summary

Client: Southern Company  
Project/Site: Plant McIntosh Landfill 4

Job ID: 680-230302-1

## Metals (Continued)

### Prep Batch: 762797 (Continued)

Lab Sample ID	Client Sample ID	Prep Type	Matrix	Method	Prep Batch
680-230302-5	MCI-GWC-20	Total Recoverable	Water	3005A	
680-230302-6	MCI-LF4-FD-04	Total Recoverable	Water	3005A	
680-230302-7	MCI-GWC-11	Total Recoverable	Water	3005A	
680-230302-8	MCI-LF4-EB-08	Total Recoverable	Water	3005A	
680-230302-9	MCI-GWC-17	Total Recoverable	Water	3005A	
680-230302-10	MCI-LF4-FB-06	Total Recoverable	Water	3005A	
680-230302-11	MCI-GWC-9	Total Recoverable	Water	3005A	
680-230302-12	MCI-GWA-13	Total Recoverable	Water	3005A	
680-230302-13	MCI-GWA-14	Total Recoverable	Water	3005A	
680-230302-14	MCI-GWA-15	Total Recoverable	Water	3005A	
680-230302-15	MCI-GWA-16	Total Recoverable	Water	3005A	
680-230302-16	MCI-GWC-18	Total Recoverable	Water	3005A	
680-230302-17	MCI-LF4-EB-07	Total Recoverable	Water	3005A	
680-230302-19	MCI-LF4-GWC-1	Total Recoverable	Water	3005A	
680-230302-20	MCI-LF4-GWA-2	Total Recoverable	Water	3005A	
MB 680-762797/1-A	Method Blank	Total Recoverable	Water	3005A	
LCS 680-762797/2-A	Lab Control Sample	Total Recoverable	Water	3005A	
680-230302-1 MS	MCI-GWA-4A	Total Recoverable	Water	3005A	
680-230302-1 MSD	MCI-GWA-4A	Total Recoverable	Water	3005A	

### Prep Batch: 762798

Lab Sample ID	Client Sample ID	Prep Type	Matrix	Method	Prep Batch
680-230302-21	MCI-GWA-3	Total Recoverable	Water	3005A	
680-230302-22	MCI-LF4-FD-03	Total Recoverable	Water	3005A	
680-230302-23	MCI-GWC-10	Total Recoverable	Water	3005A	
680-230302-24	MCI-GWC-21	Total Recoverable	Water	3005A	
680-230302-25	MCI-GWC-23	Total Recoverable	Water	3005A	
MB 680-762798/1-A	Method Blank	Total Recoverable	Water	3005A	
LCS 680-762798/2-A	Lab Control Sample	Total Recoverable	Water	3005A	
680-230302-21 MS	MCI-GWA-3	Total Recoverable	Water	3005A	
680-230302-21 MSD	MCI-GWA-3	Total Recoverable	Water	3005A	

### Analysis Batch: 762951

Lab Sample ID	Client Sample ID	Prep Type	Matrix	Method	Prep Batch
680-230302-1	MCI-GWA-4A	Total Recoverable	Water	6020B	762797
680-230302-2	MCI-LF4-GWA-5	Total Recoverable	Water	6020B	762797
680-230302-3	MCI-GWC-19	Total Recoverable	Water	6020B	762797
680-230302-4	MCI-LF4-FB-05	Total Recoverable	Water	6020B	762797
680-230302-5	MCI-GWC-20	Total Recoverable	Water	6020B	762797
680-230302-6	MCI-LF4-FD-04	Total Recoverable	Water	6020B	762797
680-230302-7	MCI-GWC-11	Total Recoverable	Water	6020B	762797
680-230302-8	MCI-LF4-EB-08	Total Recoverable	Water	6020B	762797
680-230302-9	MCI-GWC-17	Total Recoverable	Water	6020B	762797
680-230302-10	MCI-LF4-FB-06	Total Recoverable	Water	6020B	762797
680-230302-11	MCI-GWC-9	Total Recoverable	Water	6020B	762797
680-230302-12	MCI-GWA-13	Total Recoverable	Water	6020B	762797
680-230302-13	MCI-GWA-14	Total Recoverable	Water	6020B	762797
680-230302-14	MCI-GWA-15	Total Recoverable	Water	6020B	762797
680-230302-15	MCI-GWA-16	Total Recoverable	Water	6020B	762797
680-230302-16	MCI-GWC-18	Total Recoverable	Water	6020B	762797
680-230302-17	MCI-LF4-EB-07	Total Recoverable	Water	6020B	762797

Eurofins Savannah

# QC Association Summary

Client: Southern Company  
Project/Site: Plant McIntosh Landfill 4

Job ID: 680-230302-1

## Metals (Continued)

### Analysis Batch: 762951 (Continued)

Lab Sample ID	Client Sample ID	Prep Type	Matrix	Method	Prep Batch
680-230302-19	MCI-LF4-GWC-1	Total Recoverable	Water	6020B	762797
680-230302-20	MCI-LF4-GWA-2	Total Recoverable	Water	6020B	762797
680-230302-21	MCI-GWA-3	Total Recoverable	Water	6020B	762798
680-230302-22	MCI-LF4-FD-03	Total Recoverable	Water	6020B	762798
680-230302-23	MCI-GWC-10	Total Recoverable	Water	6020B	762798
680-230302-24	MCI-GWC-21	Total Recoverable	Water	6020B	762798
680-230302-25	MCI-GWC-23	Total Recoverable	Water	6020B	762798
MB 680-762797/1-A	Method Blank	Total Recoverable	Water	6020B	762797
MB 680-762798/1-A	Method Blank	Total Recoverable	Water	6020B	762798
LCS 680-762797/2-A	Lab Control Sample	Total Recoverable	Water	6020B	762797
LCS 680-762798/2-A	Lab Control Sample	Total Recoverable	Water	6020B	762798
680-230302-1 MS	MCI-GWA-4A	Total Recoverable	Water	6020B	762797
680-230302-1 MSD	MCI-GWA-4A	Total Recoverable	Water	6020B	762797
680-230302-21 MS	MCI-GWA-3	Total Recoverable	Water	6020B	762798
680-230302-21 MSD	MCI-GWA-3	Total Recoverable	Water	6020B	762798

### Prep Batch: 765176

Lab Sample ID	Client Sample ID	Prep Type	Matrix	Method	Prep Batch
680-230302-18	MCI-GWC-12	Total Recoverable	Water	3005A	
MB 680-765176/1-A	Method Blank	Total Recoverable	Water	3005A	
LCS 680-765176/2-A	Lab Control Sample	Total Recoverable	Water	3005A	
LCSD 680-765176/3-A	Lab Control Sample Dup	Total Recoverable	Water	3005A	

### Analysis Batch: 765360

Lab Sample ID	Client Sample ID	Prep Type	Matrix	Method	Prep Batch
680-230302-18	MCI-GWC-12	Total Recoverable	Water	6020B	765176
MB 680-765176/1-A	Method Blank	Total Recoverable	Water	6020B	765176
LCS 680-765176/2-A	Lab Control Sample	Total Recoverable	Water	6020B	765176
LCSD 680-765176/3-A	Lab Control Sample Dup	Total Recoverable	Water	6020B	765176

## General Chemistry

### Analysis Batch: 762877

Lab Sample ID	Client Sample ID	Prep Type	Matrix	Method	Prep Batch
680-230302-1	MCI-GWA-4A	Total/NA	Water	2540C-2011	
680-230302-2	MCI-LF4-GWA-5	Total/NA	Water	2540C-2011	
680-230302-3	MCI-GWC-19	Total/NA	Water	2540C-2011	
680-230302-4	MCI-LF4-FB-05	Total/NA	Water	2540C-2011	
680-230302-5	MCI-GWC-20	Total/NA	Water	2540C-2011	
680-230302-6	MCI-LF4-FD-04	Total/NA	Water	2540C-2011	
680-230302-7	MCI-GWC-11	Total/NA	Water	2540C-2011	
680-230302-8	MCI-LF4-EB-08	Total/NA	Water	2540C-2011	
680-230302-9	MCI-GWC-17	Total/NA	Water	2540C-2011	
680-230302-10	MCI-LF4-FB-06	Total/NA	Water	2540C-2011	
680-230302-11	MCI-GWC-9	Total/NA	Water	2540C-2011	
680-230302-12	MCI-GWA-13	Total/NA	Water	2540C-2011	
680-230302-13	MCI-GWA-14	Total/NA	Water	2540C-2011	
680-230302-14	MCI-GWA-15	Total/NA	Water	2540C-2011	
680-230302-15	MCI-GWA-16	Total/NA	Water	2540C-2011	
680-230302-16	MCI-GWC-18	Total/NA	Water	2540C-2011	
680-230302-17	MCI-LF4-EB-07	Total/NA	Water	2540C-2011	

Eurofins Savannah

# QC Association Summary

Client: Southern Company  
Project/Site: Plant McIntosh Landfill 4

Job ID: 680-230302-1

## General Chemistry (Continued)

### Analysis Batch: 762877 (Continued)

Lab Sample ID	Client Sample ID	Prep Type	Matrix	Method	Prep Batch
680-230302-18	MCI-GWC-12	Total/NA	Water	2540C-2011	
680-230302-19	MCI-LF4-GWC-1	Total/NA	Water	2540C-2011	
MB 680-762877/1	Method Blank	Total/NA	Water	2540C-2011	
LCS 680-762877/2	Lab Control Sample	Total/NA	Water	2540C-2011	
LCSD 680-762877/3	Lab Control Sample Dup	Total/NA	Water	2540C-2011	
680-230302-7 DU	MCI-GWC-11	Total/NA	Water	2540C-2011	
680-230302-16 DU	MCI-GWC-18	Total/NA	Water	2540C-2011	

### Analysis Batch: 762903

Lab Sample ID	Client Sample ID	Prep Type	Matrix	Method	Prep Batch
680-230302-20	MCI-LF4-GWA-2	Total/NA	Water	2540C-2011	
680-230302-21	MCI-GWA-3	Total/NA	Water	2540C-2011	
680-230302-22	MCI-LF4-FD-03	Total/NA	Water	2540C-2011	
680-230302-23	MCI-GWC-10	Total/NA	Water	2540C-2011	
680-230302-24	MCI-GWC-21	Total/NA	Water	2540C-2011	
680-230302-25	MCI-GWC-23	Total/NA	Water	2540C-2011	
MB 680-762903/1	Method Blank	Total/NA	Water	2540C-2011	
LCS 680-762903/2	Lab Control Sample	Total/NA	Water	2540C-2011	
LCSD 680-762903/3	Lab Control Sample Dup	Total/NA	Water	2540C-2011	
680-230304-C-12 DU	Duplicate	Total/NA	Water	2540C-2011	

## Field Service / Mobile Lab

### Analysis Batch: 763021

Lab Sample ID	Client Sample ID	Prep Type	Matrix	Method	Prep Batch
680-230302-1	MCI-GWA-4A	Total/NA	Water	Field Sampling	
680-230302-2	MCI-LF4-GWA-5	Total/NA	Water	Field Sampling	
680-230302-3	MCI-GWC-19	Total/NA	Water	Field Sampling	
680-230302-5	MCI-GWC-20	Total/NA	Water	Field Sampling	
680-230302-7	MCI-GWC-11	Total/NA	Water	Field Sampling	
680-230302-9	MCI-GWC-17	Total/NA	Water	Field Sampling	
680-230302-11	MCI-GWC-9	Total/NA	Water	Field Sampling	
680-230302-12	MCI-GWA-13	Total/NA	Water	Field Sampling	
680-230302-13	MCI-GWA-14	Total/NA	Water	Field Sampling	
680-230302-14	MCI-GWA-15	Total/NA	Water	Field Sampling	
680-230302-15	MCI-GWA-16	Total/NA	Water	Field Sampling	
680-230302-16	MCI-GWC-18	Total/NA	Water	Field Sampling	
680-230302-18	MCI-GWC-12	Total/NA	Water	Field Sampling	
680-230302-19	MCI-LF4-GWC-1	Total/NA	Water	Field Sampling	
680-230302-20	MCI-LF4-GWA-2	Total/NA	Water	Field Sampling	
680-230302-21	MCI-GWA-3	Total/NA	Water	Field Sampling	
680-230302-23	MCI-GWC-10	Total/NA	Water	Field Sampling	
680-230302-24	MCI-GWC-21	Total/NA	Water	Field Sampling	
680-230302-25	MCI-GWC-23	Total/NA	Water	Field Sampling	



# Lab Chronicle

Client: Southern Company  
 Project/Site: Plant McIntosh Landfill 4

Job ID: 680-230302-1

**Client Sample ID: MCI-GWA-4A**

**Lab Sample ID: 680-230302-1**

**Date Collected: 02/07/23 11:25**

**Matrix: Water**

**Date Received: 02/09/23 10:01**

Prep Type	Batch Type	Batch Method	Run	Dil Factor	Initial Amount	Final Amount	Batch Number	Prepared or Analyzed	Analyst	Lab
Total/NA	Analysis	300.0-1993 R2.1		1	5 mL	5 mL	762938	02/11/23 10:51	UI	EET SAV
Instrument ID: CICK										
Total Recoverable	Prep	3005A			25 mL	125 mL	762797	02/10/23 05:52	RR	EET SAV
Total Recoverable	Analysis	6020B		1			762951	02/10/23 18:26	BWR	EET SAV
Instrument ID: ICPMSC										
Total/NA	Analysis	2540C-2011		1	200 mL	200 mL	762877	02/10/23 13:00	PG	EET SAV
Instrument ID: NOEQUIP										
Total/NA	Analysis	Field Sampling		1			763021	02/07/23 11:25	T1C	EET SAV
Instrument ID: NOEQUIP										

**Client Sample ID: MCI-LF4-GWA-5**

**Lab Sample ID: 680-230302-2**

**Date Collected: 02/07/23 09:50**

**Matrix: Water**

**Date Received: 02/09/23 10:01**

Prep Type	Batch Type	Batch Method	Run	Dil Factor	Initial Amount	Final Amount	Batch Number	Prepared or Analyzed	Analyst	Lab
Total/NA	Analysis	300.0-1993 R2.1		1	5 mL	5 mL	762938	02/11/23 11:30	UI	EET SAV
Instrument ID: CICK										
Total Recoverable	Prep	3005A			25 mL	125 mL	762797	02/10/23 05:52	RR	EET SAV
Total Recoverable	Analysis	6020B		1			762951	02/10/23 18:38	BWR	EET SAV
Instrument ID: ICPMSC										
Total/NA	Analysis	2540C-2011		1	200 mL	200 mL	762877	02/10/23 13:00	PG	EET SAV
Instrument ID: NOEQUIP										
Total/NA	Analysis	Field Sampling		1			763021	02/07/23 09:50	T1C	EET SAV
Instrument ID: NOEQUIP										

**Client Sample ID: MCI-GWC-19**

**Lab Sample ID: 680-230302-3**

**Date Collected: 02/08/23 10:10**

**Matrix: Water**

**Date Received: 02/09/23 10:01**

Prep Type	Batch Type	Batch Method	Run	Dil Factor	Initial Amount	Final Amount	Batch Number	Prepared or Analyzed	Analyst	Lab
Total/NA	Analysis	300.0-1993 R2.1		1	5 mL	5 mL	762938	02/11/23 11:43	UI	EET SAV
Instrument ID: CICK										
Total Recoverable	Prep	3005A			25 mL	125 mL	762797	02/10/23 05:52	RR	EET SAV
Total Recoverable	Analysis	6020B		1			762951	02/10/23 18:42	BWR	EET SAV
Instrument ID: ICPMSC										
Total/NA	Analysis	2540C-2011		1	200 mL	200 mL	762877	02/10/23 13:00	PG	EET SAV
Instrument ID: NOEQUIP										
Total/NA	Analysis	Field Sampling		1			763021	02/08/23 10:10	T1C	EET SAV
Instrument ID: NOEQUIP										



# Lab Chronicle

Client: Southern Company  
Project/Site: Plant McIntosh Landfill 4

Job ID: 680-230302-1

**Client Sample ID: MCI-LF4-FB-05**

**Lab Sample ID: 680-230302-4**

**Date Collected: 02/08/23 09:30**

**Matrix: Water**

**Date Received: 02/09/23 10:01**

Prep Type	Batch Type	Batch Method	Run	Dil Factor	Initial Amount	Final Amount	Batch Number	Prepared or Analyzed	Analyst	Lab
Total/NA	Analysis	300.0-1993 R2.1		1	5 mL	5 mL	762939	02/11/23 17:25	UI	EET SAV
Instrument ID: CICK										
Total Recoverable	Prep	3005A			25 mL	125 mL	762797	02/10/23 05:52	RR	EET SAV
Total Recoverable	Analysis	6020B		1			762951	02/10/23 18:46	BWR	EET SAV
Instrument ID: ICPMSC										
Total/NA	Analysis	2540C-2011		1	200 mL	200 mL	762877	02/10/23 13:00	PG	EET SAV
Instrument ID: NOEQUIP										

**Client Sample ID: MCI-GWC-20**

**Lab Sample ID: 680-230302-5**

**Date Collected: 02/08/23 11:20**

**Matrix: Water**

**Date Received: 02/09/23 10:01**

Prep Type	Batch Type	Batch Method	Run	Dil Factor	Initial Amount	Final Amount	Batch Number	Prepared or Analyzed	Analyst	Lab
Total/NA	Analysis	300.0-1993 R2.1		1	5 mL	5 mL	762939	02/11/23 18:05	UI	EET SAV
Instrument ID: CICK										
Total Recoverable	Prep	3005A			25 mL	125 mL	762797	02/10/23 05:52	RR	EET SAV
Total Recoverable	Analysis	6020B		1			762951	02/10/23 18:50	BWR	EET SAV
Instrument ID: ICPMSC										
Total/NA	Analysis	2540C-2011		1	200 mL	200 mL	762877	02/10/23 13:00	PG	EET SAV
Instrument ID: NOEQUIP										
Total/NA	Analysis	Field Sampling		1			763021	02/08/23 11:20	T1C	EET SAV
Instrument ID: NOEQUIP										

**Client Sample ID: MCI-LF4-FD-04**

**Lab Sample ID: 680-230302-6**

**Date Collected: 02/08/23 00:00**

**Matrix: Water**

**Date Received: 02/09/23 10:01**

Prep Type	Batch Type	Batch Method	Run	Dil Factor	Initial Amount	Final Amount	Batch Number	Prepared or Analyzed	Analyst	Lab
Total/NA	Analysis	300.0-1993 R2.1		1	5 mL	5 mL	762939	02/11/23 18:18	UI	EET SAV
Instrument ID: CICK										
Total Recoverable	Prep	3005A			25 mL	125 mL	762797	02/10/23 05:52	RR	EET SAV
Total Recoverable	Analysis	6020B		1			762951	02/10/23 18:54	BWR	EET SAV
Instrument ID: ICPMSC										
Total/NA	Analysis	2540C-2011		1	200 mL	200 mL	762877	02/10/23 13:00	PG	EET SAV
Instrument ID: NOEQUIP										

**Client Sample ID: MCI-GWC-11**

**Lab Sample ID: 680-230302-7**

**Date Collected: 02/08/23 14:35**

**Matrix: Water**

**Date Received: 02/09/23 10:01**

Prep Type	Batch Type	Batch Method	Run	Dil Factor	Initial Amount	Final Amount	Batch Number	Prepared or Analyzed	Analyst	Lab
Total/NA	Analysis	300.0-1993 R2.1		1	5 mL	5 mL	762939	02/11/23 18:31	UI	EET SAV
Instrument ID: CICK										
Total Recoverable	Prep	3005A			25 mL	125 mL	762797	02/10/23 05:52	RR	EET SAV
Total Recoverable	Analysis	6020B		1			762951	02/10/23 19:06	BWR	EET SAV
Instrument ID: ICPMSC										

Eurofins Savannah

# Lab Chronicle

Client: Southern Company  
Project/Site: Plant McIntosh Landfill 4

Job ID: 680-230302-1

**Client Sample ID: MCI-GWC-11**

**Lab Sample ID: 680-230302-7**

**Date Collected: 02/08/23 14:35**

**Matrix: Water**

**Date Received: 02/09/23 10:01**

Prep Type	Batch Type	Batch Method	Run	Dil Factor	Initial Amount	Final Amount	Batch Number	Prepared or Analyzed	Analyst	Lab
Total/NA	Analysis	2540C-2011		1	200 mL	200 mL	762877	02/10/23 13:00	PG	EET SAV
Total/NA	Analysis	Field Sampling		1			763021	02/08/23 14:35	T1C	EET SAV
Instrument ID: NOEQUIP										

**Client Sample ID: MCI-LF4-EB-08**

**Lab Sample ID: 680-230302-8**

**Date Collected: 02/08/23 14:45**

**Matrix: Water**

**Date Received: 02/09/23 10:01**

Prep Type	Batch Type	Batch Method	Run	Dil Factor	Initial Amount	Final Amount	Batch Number	Prepared or Analyzed	Analyst	Lab
Total/NA	Analysis	300.0-1993 R2.1		1	5 mL	5 mL	762939	02/11/23 18:44	UI	EET SAV
Instrument ID: CICK										
Total Recoverable	Prep	3005A			25 mL	125 mL	762797	02/10/23 05:52	RR	EET SAV
Total Recoverable	Analysis	6020B		1			762951	02/10/23 19:10	BWR	EET SAV
Instrument ID: ICPMSC										
Total/NA	Analysis	2540C-2011		1	200 mL	200 mL	762877	02/10/23 13:00	PG	EET SAV
Instrument ID: NOEQUIP										

**Client Sample ID: MCI-GWC-17**

**Lab Sample ID: 680-230302-9**

**Date Collected: 02/08/23 14:45**

**Matrix: Water**

**Date Received: 02/09/23 10:01**

Prep Type	Batch Type	Batch Method	Run	Dil Factor	Initial Amount	Final Amount	Batch Number	Prepared or Analyzed	Analyst	Lab
Total/NA	Analysis	300.0-1993 R2.1		1	5 mL	5 mL	762939	02/11/23 18:57	UI	EET SAV
Instrument ID: CICK										
Total Recoverable	Prep	3005A			25 mL	125 mL	762797	02/10/23 05:52	RR	EET SAV
Total Recoverable	Analysis	6020B		1			762951	02/10/23 19:15	BWR	EET SAV
Instrument ID: ICPMSC										
Total/NA	Analysis	2540C-2011		1	200 mL	200 mL	762877	02/10/23 13:00	PG	EET SAV
Instrument ID: NOEQUIP										
Total/NA	Analysis	Field Sampling		1			763021	02/08/23 14:45	T1C	EET SAV
Instrument ID: NOEQUIP										

**Client Sample ID: MCI-LF4-FB-06**

**Lab Sample ID: 680-230302-10**

**Date Collected: 02/08/23 14:00**

**Matrix: Water**

**Date Received: 02/09/23 10:01**

Prep Type	Batch Type	Batch Method	Run	Dil Factor	Initial Amount	Final Amount	Batch Number	Prepared or Analyzed	Analyst	Lab
Total/NA	Analysis	300.0-1993 R2.1		1	5 mL	5 mL	762939	02/11/23 19:10	UI	EET SAV
Instrument ID: CICK										
Total Recoverable	Prep	3005A			25 mL	125 mL	762797	02/10/23 05:52	RR	EET SAV
Total Recoverable	Analysis	6020B		1			762951	02/10/23 19:19	BWR	EET SAV
Instrument ID: ICPMSC										
Total/NA	Analysis	2540C-2011		1	200 mL	200 mL	762877	02/10/23 13:00	PG	EET SAV
Instrument ID: NOEQUIP										

Eurofins Savannah

# Lab Chronicle

Client: Southern Company  
Project/Site: Plant McIntosh Landfill 4

Job ID: 680-230302-1

**Client Sample ID: MCI-GWC-9**

**Lab Sample ID: 680-230302-11**

**Date Collected: 02/08/23 11:10**

**Matrix: Water**

**Date Received: 02/09/23 10:01**

Prep Type	Batch Type	Batch Method	Run	Dil Factor	Initial Amount	Final Amount	Batch Number	Prepared or Analyzed	Analyst	Lab
Total/NA	Analysis	300.0-1993 R2.1 Instrument ID: CICK		1	5 mL	5 mL	762939	02/11/23 19:24	UI	EET SAV
Total Recoverable	Prep	3005A			25 mL	125 mL	762797	02/10/23 05:52	RR	EET SAV
Total Recoverable	Analysis	6020B Instrument ID: ICPMSC		1			762951	02/10/23 19:23	BWR	EET SAV
Total/NA	Analysis	2540C-2011 Instrument ID: NOEQUIP		1	200 mL	200 mL	762877	02/10/23 13:00	PG	EET SAV
Total/NA	Analysis	Field Sampling Instrument ID: NOEQUIP		1			763021	02/08/23 11:10	T1C	EET SAV

**Client Sample ID: MCI-GWA-13**

**Lab Sample ID: 680-230302-12**

**Date Collected: 02/06/23 16:35**

**Matrix: Water**

**Date Received: 02/09/23 10:01**

Prep Type	Batch Type	Batch Method	Run	Dil Factor	Initial Amount	Final Amount	Batch Number	Prepared or Analyzed	Analyst	Lab
Total/NA	Analysis	300.0-1993 R2.1 Instrument ID: CICK		1	5 mL	5 mL	762938	02/11/23 11:56	UI	EET SAV
Total Recoverable	Prep	3005A			25 mL	125 mL	762797	02/10/23 05:52	RR	EET SAV
Total Recoverable	Analysis	6020B Instrument ID: ICPMSC		1			762951	02/10/23 19:27	BWR	EET SAV
Total/NA	Analysis	2540C-2011 Instrument ID: NOEQUIP		1	200 mL	200 mL	762877	02/10/23 13:00	PG	EET SAV
Total/NA	Analysis	Field Sampling Instrument ID: NOEQUIP		1			763021	02/06/23 16:35	T1C	EET SAV

**Client Sample ID: MCI-GWA-14**

**Lab Sample ID: 680-230302-13**

**Date Collected: 02/07/23 09:40**

**Matrix: Water**

**Date Received: 02/09/23 10:01**

Prep Type	Batch Type	Batch Method	Run	Dil Factor	Initial Amount	Final Amount	Batch Number	Prepared or Analyzed	Analyst	Lab
Total/NA	Analysis	300.0-1993 R2.1 Instrument ID: CICK		1	5 mL	5 mL	762938	02/11/23 12:10	UI	EET SAV
Total Recoverable	Prep	3005A			25 mL	125 mL	762797	02/10/23 05:52	RR	EET SAV
Total Recoverable	Analysis	6020B Instrument ID: ICPMSC		1			762951	02/10/23 19:31	BWR	EET SAV
Total/NA	Analysis	2540C-2011 Instrument ID: NOEQUIP		1	200 mL	200 mL	762877	02/10/23 13:00	PG	EET SAV
Total/NA	Analysis	Field Sampling Instrument ID: NOEQUIP		1			763021	02/07/23 09:40	T1C	EET SAV

# Lab Chronicle

Client: Southern Company  
Project/Site: Plant McIntosh Landfill 4

Job ID: 680-230302-1

**Client Sample ID: MCI-GWA-15**

**Lab Sample ID: 680-230302-14**

**Date Collected: 02/07/23 10:35**

**Matrix: Water**

**Date Received: 02/09/23 10:01**

Prep Type	Batch Type	Batch Method	Run	Dil Factor	Initial Amount	Final Amount	Batch Number	Prepared or Analyzed	Analyst	Lab
Total/NA	Analysis	300.0-1993 R2.1 Instrument ID: CICK		1	5 mL	5 mL	762938	02/11/23 12:23	UI	EET SAV
Total Recoverable	Prep	3005A			25 mL	125 mL	762797	02/10/23 05:52	RR	EET SAV
Total Recoverable	Analysis	6020B Instrument ID: ICPMSC		1			762951	02/10/23 19:35	BWR	EET SAV
Total/NA	Analysis	2540C-2011 Instrument ID: NOEQUIP		1	200 mL	200 mL	762877	02/10/23 13:00	PG	EET SAV
Total/NA	Analysis	Field Sampling Instrument ID: NOEQUIP		1			763021	02/07/23 10:35	T1C	EET SAV

**Client Sample ID: MCI-GWA-16**

**Lab Sample ID: 680-230302-15**

**Date Collected: 02/07/23 11:30**

**Matrix: Water**

**Date Received: 02/09/23 10:01**

Prep Type	Batch Type	Batch Method	Run	Dil Factor	Initial Amount	Final Amount	Batch Number	Prepared or Analyzed	Analyst	Lab
Total/NA	Analysis	300.0-1993 R2.1 Instrument ID: CICK		1	5 mL	5 mL	762938	02/11/23 12:36	UI	EET SAV
Total Recoverable	Prep	3005A			25 mL	125 mL	762797	02/10/23 05:52	RR	EET SAV
Total Recoverable	Analysis	6020B Instrument ID: ICPMSC		1			762951	02/10/23 19:39	BWR	EET SAV
Total/NA	Analysis	2540C-2011 Instrument ID: NOEQUIP		1	200 mL	200 mL	762877	02/10/23 13:00	PG	EET SAV
Total/NA	Analysis	Field Sampling Instrument ID: NOEQUIP		1			763021	02/07/23 11:30	T1C	EET SAV

**Client Sample ID: MCI-GWC-18**

**Lab Sample ID: 680-230302-16**

**Date Collected: 02/07/23 16:35**

**Matrix: Water**

**Date Received: 02/09/23 10:01**

Prep Type	Batch Type	Batch Method	Run	Dil Factor	Initial Amount	Final Amount	Batch Number	Prepared or Analyzed	Analyst	Lab
Total/NA	Analysis	300.0-1993 R2.1 Instrument ID: CICK		1	5 mL	5 mL	762938	02/11/23 12:49	UI	EET SAV
Total Recoverable	Prep	3005A			25 mL	125 mL	762797	02/10/23 05:52	RR	EET SAV
Total Recoverable	Analysis	6020B Instrument ID: ICPMSC		1			762951	02/10/23 19:43	BWR	EET SAV
Total/NA	Analysis	2540C-2011 Instrument ID: NOEQUIP		1	200 mL	200 mL	762877	02/10/23 13:00	PG	EET SAV
Total/NA	Analysis	Field Sampling Instrument ID: NOEQUIP		1			763021	02/07/23 16:35	T1C	EET SAV

# Lab Chronicle

Client: Southern Company  
 Project/Site: Plant McIntosh Landfill 4

Job ID: 680-230302-1

**Client Sample ID: MCI-LF4-EB-07**

**Lab Sample ID: 680-230302-17**

**Date Collected: 02/07/23 16:50**

**Matrix: Water**

**Date Received: 02/09/23 10:01**

Prep Type	Batch Type	Batch Method	Run	Dil Factor	Initial Amount	Final Amount	Batch Number	Prepared or Analyzed	Analyst	Lab
Total/NA	Analysis	300.0-1993 R2.1		1	5 mL	5 mL	762938	02/11/23 13:02	UI	EET SAV
Instrument ID: CICK										
Total Recoverable	Prep	3005A			25 mL	125 mL	762797	02/10/23 05:52	RR	EET SAV
Total Recoverable	Analysis	6020B		1			762951	02/10/23 19:55	BWR	EET SAV
Instrument ID: ICPMSC										
Total/NA	Analysis	2540C-2011		1	200 mL	200 mL	762877	02/10/23 13:00	PG	EET SAV
Instrument ID: NOEQUIP										

**Client Sample ID: MCI-GWC-12**

**Lab Sample ID: 680-230302-18**

**Date Collected: 02/07/23 16:15**

**Matrix: Water**

**Date Received: 02/09/23 10:01**

Prep Type	Batch Type	Batch Method	Run	Dil Factor	Initial Amount	Final Amount	Batch Number	Prepared or Analyzed	Analyst	Lab
Total/NA	Analysis	300.0-1993 R2.1		1	5 mL	5 mL	762938	02/11/23 13:15	UI	EET SAV
Instrument ID: CICK										
Total Recoverable	Prep	3005A			25 mL	125 mL	765176	02/27/23 13:43	RR	EET SAV
Total Recoverable	Analysis	6020B		1			765360	02/28/23 11:09	BWR	EET SAV
Instrument ID: ICPMSC										
Total/NA	Analysis	2540C-2011		1	200 mL	200 mL	762877	02/10/23 13:00	PG	EET SAV
Instrument ID: NOEQUIP										
Total/NA	Analysis	Field Sampling		1			763021	02/07/23 16:15	T1C	EET SAV
Instrument ID: NOEQUIP										

**Client Sample ID: MCI-LF4-GWC-1**

**Lab Sample ID: 680-230302-19**

**Date Collected: 02/07/23 15:20**

**Matrix: Water**

**Date Received: 02/09/23 10:01**

Prep Type	Batch Type	Batch Method	Run	Dil Factor	Initial Amount	Final Amount	Batch Number	Prepared or Analyzed	Analyst	Lab
Total/NA	Analysis	300.0-1993 R2.1		1	5 mL	5 mL	762938	02/11/23 14:34	UI	EET SAV
Instrument ID: CICK										
Total Recoverable	Prep	3005A			25 mL	125 mL	762797	02/10/23 05:52	RR	EET SAV
Total Recoverable	Analysis	6020B		1			762951	02/10/23 20:04	BWR	EET SAV
Instrument ID: ICPMSC										
Total/NA	Analysis	2540C-2011		1	200 mL	200 mL	762877	02/10/23 13:00	PG	EET SAV
Instrument ID: NOEQUIP										
Total/NA	Analysis	Field Sampling		1			763021	02/07/23 15:20	T1C	EET SAV
Instrument ID: NOEQUIP										

**Client Sample ID: MCI-LF4-GWA-2**

**Lab Sample ID: 680-230302-20**

**Date Collected: 02/07/23 14:05**

**Matrix: Water**

**Date Received: 02/09/23 10:01**

Prep Type	Batch Type	Batch Method	Run	Dil Factor	Initial Amount	Final Amount	Batch Number	Prepared or Analyzed	Analyst	Lab
Total/NA	Analysis	300.0-1993 R2.1		1	5 mL	5 mL	762938	02/11/23 15:14	UI	EET SAV
Instrument ID: CICK										

Eurofins Savannah

# Lab Chronicle

Client: Southern Company  
Project/Site: Plant McIntosh Landfill 4

Job ID: 680-230302-1

## Client Sample ID: MCI-LF4-GWA-2

## Lab Sample ID: 680-230302-20

Date Collected: 02/07/23 14:05

Matrix: Water

Date Received: 02/09/23 10:01

Prep Type	Batch Type	Batch Method	Run	Dil Factor	Initial Amount	Final Amount	Batch Number	Prepared or Analyzed	Analyst	Lab
Total Recoverable	Prep	3005A			25 mL	125 mL	762797	02/10/23 05:52	RR	EET SAV
Total Recoverable	Analysis	6020B		1			762951	02/10/23 20:08	BWR	EET SAV
Instrument ID: ICPMSC										
Total/NA	Analysis	2540C-2011		1	200 mL	200 mL	762903	02/10/23 13:46	PG	EET SAV
Instrument ID: NOEQUIP										
Total/NA	Analysis	Field Sampling		1			763021	02/07/23 14:05	T1C	EET SAV
Instrument ID: NOEQUIP										

## Client Sample ID: MCI-GWA-3

## Lab Sample ID: 680-230302-21

Date Collected: 02/07/23 12:35

Matrix: Water

Date Received: 02/09/23 10:01

Prep Type	Batch Type	Batch Method	Run	Dil Factor	Initial Amount	Final Amount	Batch Number	Prepared or Analyzed	Analyst	Lab
Total/NA	Analysis	300.0-1993 R2.1		1	5 mL	5 mL	762938	02/11/23 15:27	UI	EET SAV
Instrument ID: CICK										
Total Recoverable	Prep	3005A			25 mL	125 mL	762798	02/10/23 05:56	RR	EET SAV
Total Recoverable	Analysis	6020B		1			762951	02/10/23 22:02	BWR	EET SAV
Instrument ID: ICPMSC										
Total/NA	Analysis	2540C-2011		1	200 mL	200 mL	762903	02/10/23 13:46	PG	EET SAV
Instrument ID: NOEQUIP										
Total/NA	Analysis	Field Sampling		1			763021	02/07/23 12:35	T1C	EET SAV
Instrument ID: NOEQUIP										

## Client Sample ID: MCI-LF4-FD-03

## Lab Sample ID: 680-230302-22

Date Collected: 02/07/23 00:00

Matrix: Water

Date Received: 02/09/23 10:01

Prep Type	Batch Type	Batch Method	Run	Dil Factor	Initial Amount	Final Amount	Batch Number	Prepared or Analyzed	Analyst	Lab
Total/NA	Analysis	300.0-1993 R2.1		1	5 mL	5 mL	762938	02/11/23 15:40	UI	EET SAV
Instrument ID: CICK										
Total Recoverable	Prep	3005A			25 mL	125 mL	762798	02/10/23 05:56	RR	EET SAV
Total Recoverable	Analysis	6020B		1			762951	02/10/23 22:14	BWR	EET SAV
Instrument ID: ICPMSC										
Total/NA	Analysis	2540C-2011		1	200 mL	200 mL	762903	02/10/23 13:46	PG	EET SAV
Instrument ID: NOEQUIP										

## Client Sample ID: MCI-GWC-10

## Lab Sample ID: 680-230302-23

Date Collected: 02/08/23 09:50

Matrix: Water

Date Received: 02/09/23 10:01

Prep Type	Batch Type	Batch Method	Run	Dil Factor	Initial Amount	Final Amount	Batch Number	Prepared or Analyzed	Analyst	Lab
Total/NA	Analysis	300.0-1993 R2.1		1	5 mL	5 mL	762939	02/11/23 19:37	UI	EET SAV
Instrument ID: CICK										
Total Recoverable	Prep	3005A			25 mL	125 mL	762798	02/10/23 05:56	RR	EET SAV
Total Recoverable	Analysis	6020B		1			762951	02/10/23 22:18	BWR	EET SAV
Instrument ID: ICPMSC										

Eurofins Savannah

# Lab Chronicle

Client: Southern Company  
Project/Site: Plant McIntosh Landfill 4

Job ID: 680-230302-1

**Client Sample ID: MCI-GWC-10**

**Lab Sample ID: 680-230302-23**

**Date Collected: 02/08/23 09:50**

**Matrix: Water**

**Date Received: 02/09/23 10:01**

Prep Type	Batch Type	Batch Method	Run	Dil Factor	Initial Amount	Final Amount	Batch Number	Prepared or Analyzed	Analyst	Lab
Total/NA	Analysis	2540C-2011		1	200 mL	200 mL	762903	02/10/23 13:46	PG	EET SAV
Total/NA	Analysis	Field Sampling		1			763021	02/08/23 09:50	T1C	EET SAV
Instrument ID: NOEQUIP										

**Client Sample ID: MCI-GWC-21**

**Lab Sample ID: 680-230302-24**

**Date Collected: 02/08/23 14:15**

**Matrix: Water**

**Date Received: 02/09/23 10:01**

Prep Type	Batch Type	Batch Method	Run	Dil Factor	Initial Amount	Final Amount	Batch Number	Prepared or Analyzed	Analyst	Lab
Total/NA	Analysis	300.0-1993 R2.1		1	5 mL	5 mL	762939	02/11/23 19:50	UI	EET SAV
Instrument ID: CICK										
Total Recoverable	Prep	3005A			25 mL	125 mL	762798	02/10/23 05:56	RR	EET SAV
Total Recoverable	Analysis	6020B		1			762951	02/10/23 22:22	BWR	EET SAV
Instrument ID: ICPMSC										
Total/NA	Analysis	2540C-2011		1	200 mL	200 mL	762903	02/10/23 13:46	PG	EET SAV
Instrument ID: NOEQUIP										
Total/NA	Analysis	Field Sampling		1			763021	02/08/23 14:15	T1C	EET SAV
Instrument ID: NOEQUIP										

**Client Sample ID: MCI-GWC-23**

**Lab Sample ID: 680-230302-25**

**Date Collected: 02/08/23 12:40**

**Matrix: Water**

**Date Received: 02/09/23 10:01**

Prep Type	Batch Type	Batch Method	Run	Dil Factor	Initial Amount	Final Amount	Batch Number	Prepared or Analyzed	Analyst	Lab
Total/NA	Analysis	300.0-1993 R2.1		1	5 mL	5 mL	762939	02/11/23 20:29	UI	EET SAV
Instrument ID: CICK										
Total Recoverable	Prep	3005A			25 mL	125 mL	762798	02/10/23 05:56	RR	EET SAV
Total Recoverable	Analysis	6020B		1			762951	02/10/23 22:26	BWR	EET SAV
Instrument ID: ICPMSC										
Total/NA	Analysis	2540C-2011		1	200 mL	200 mL	762903	02/10/23 13:46	PG	EET SAV
Instrument ID: NOEQUIP										
Total/NA	Analysis	Field Sampling		1			763021	02/08/23 12:40	T1C	EET SAV
Instrument ID: NOEQUIP										

**Laboratory References:**

EET SAV = Eurofins Savannah, 5102 LaRoche Avenue, Savannah, GA 31404, TEL (912)354-7858

# Accreditation/Certification Summary

Client: Southern Company  
Project/Site: Plant McIntosh Landfill 4

Job ID: 680-230302-1

## Laboratory: Eurofins Savannah

The accreditations/certifications listed below are applicable to this report.

Authority	Program	Identification Number	Expiration Date
Florida	NELAP	E87052	06-30-23
Georgia	State	E87052	06-30-23

- 1
- 2
- 3
- 4
- 5
- 6
- 7
- 8
- 9
- 10
- 11
- 12



# Method Summary

Client: Southern Company  
Project/Site: Plant McIntosh Landfill 4

Job ID: 680-230302-1

Method	Method Description	Protocol	Laboratory
300.0-1993 R2.1	Anions, Ion Chromatography	MCAWW	EET SAV
6020B	Metals (ICP/MS)	SW846	EET SAV
2540C-2011	Total Dissolved Solids (Dried at 180 °C)	SM	EET SAV
Field Sampling	Field Sampling	EPA	EET SAV
3005A	Preparation, Total Recoverable or Dissolved Metals	SW846	EET SAV

#### Protocol References:

EPA = US Environmental Protection Agency

MCAWW = "Methods For Chemical Analysis Of Water And Wastes", EPA-600/4-79-020, March 1983 And Subsequent Revisions.

SM = "Standard Methods For The Examination Of Water And Wastewater"

SW846 = "Test Methods For Evaluating Solid Waste, Physical/Chemical Methods", Third Edition, November 1986 And Its Updates.


#### Laboratory References:

EET SAV = Eurofins Savannah, 5102 LaRoche Avenue, Savannah, GA 31404, TEL (912)354-7858

**Eurofins TestAmerica, Savannah**

5102 LaRoche Avenue  
Savannah, GA 31404  
Phone (912) 354-7858 Fax (912) 352-0165

**Chain of Custody Record**



<b>Client Information</b>		Sampler: <i>J. Johnson</i> ACC		Lab PM: Fuller, David		Carrier Tracking No(s)		COC No			
Client Contact: SCS Contacts		Phone: 770-594-5940		E-Mail: david.fuller@et.eurofinsus.com				Page: 1 of 3			
Company: GA Power		Due Date Requested		<b>Analysis Requested</b>				Job #:			
Address: 241 Ralph McGill Blvd SE		City: Atlanta		State: GA, Zip: 30308		Phone: 404-506-7116(Tel)		Email			
SCS Contacts / ACC Contacts		Project Name: Plant McIntosh Landfill 4		Project #:		SSOW#:		Preservation Codes			
Sample Identification		Sample Date (mm/dd/yy)	Sample Time (hhmm)	Sample Type (C=Comp, G=grab)	Matrix (WG=ground water, WS=surface water, WC=quality control)	Field Filtered Sample (Yes or No)		Total Number of Containers			
						Perform MS/MSD (Yes or No)		Task Code			
						APP III Metals: B, Ca		MCI-CCR-ASSMT-2023S1			
						Cl F SO <sub>4</sub> & TDS (EPA 300.0 & SM 2540C)		Special Instructions/Note			
						Custom State 15 Permit Metals (EPA 6020): Sb,As,Ba,Be,Cd,Cr,Cu,Pb,Ni,Se,Ag,Tl,V,Zn		Full APP III + 15 State Metals			
MCI-GWA-4A		02/07/23	1125	G	WG	N	N	✓	✓	3	pH=4.84
MCI-LF4-GWA-5		02/07/23	0950	G	WB	N	N	✓	✓	3	pH=5.17
MCI-GWC-19		02/08/23	1010	G	WB	N	N	✓	✓	3	pH=5.59
MCI-LF4-FB-05		02/08/23	0930	G	WQ	N	N	✓	✓	3	pH=
MCI-GWC-20		02/08/23	1120	G	WB	N	N	✓	✓	3	pH=4.84
MCI-LF4-FD-04		02/08/23		G	WB	N	N	✓	✓	3	pH=
MCI-GWC-11		02/08/23	1435	G	WB	N	N	✓	✓	3	pH=6.24
MCI-LF4-EB-08		02/08/23	1445	G	WQ	N	N	✓	✓	3	pH=
MCI-GWC-17		02/08/23	1445	G	WG	N	N	✓	✓	3	pH=5.31
MCI-LF4-FB-06		02/08/23	1400	G	WQ	N	N	✓	✓	3	pH=
MCI-GWC-9		02/08/23	1110	G	WB	N	N	✓	✓	3	pH=5.31
<b>Possible Hazard Identification</b>		Sample Disposal (A fee may be as)		retained longer than 1 month)							
<input type="checkbox"/> Non-Hazard <input type="checkbox"/> Flammable <input type="checkbox"/> Skin Irritant <input type="checkbox"/> Poison B <input checked="" type="checkbox"/> Unknown <input type="checkbox"/> Radiological		<input type="checkbox"/> Return To Client <input checked="" type="checkbox"/> Dispose		<input type="checkbox"/> Archive For _____ Months							
Deliverable Requested I, II, III, IV, Other (specify)		Special Instructions/QC Requirements		State Permit Metals antimony, arsenic, barium, beryllium, cadmium, chromium, cobalt, copper, lead, nickel, selenium, silver, thallium, vanadium, zinc							
Empty Kit Relinquished by		Date		Time		Method of Shipment:					
Relinquished by: <i>[Signature]</i>		Date/Time: 2-9-23 / 0845		Company: ACC		Received by: <i>[Signature]</i>		Date/Time: 2-9-23 / 0845		Company: ACC	
Relinquished by: <i>[Signature]</i>		Date/Time: 2-9-23 / 1001		Company: ACC		Received by: <i>[Signature]</i>		Date/Time: 2/9/23 1001		Company: TA	
Relinquished by: <i>[Signature]</i>		Date/Time:		Company:		Received by:		Date/Time:		Company:	
Custody Seals Intact: <input type="checkbox"/> Yes <input type="checkbox"/> No		Custody Seal No		Cooler Temperature(s) °C and Other Remarks		27/2.7 1.9/1.9 1.5/1.5 0.7		3/1/2023 (Rev. 1)		Ver 8/8/2019	



### Chain of Custody Record

<b>Client Information</b>		Sampler: <i>J. Bernfield, T. Johnson</i> ACC		Lab PM: Fuller, David		Carrier Tracking No(s)		COC No						
Client Contact: SCS Contacts		Phone: <i>770-594-5948</i>		E-Mail: david.fuller@et.eurofinsus.com				Page: <i>2 of 3</i>						
Company: GA Power		<b>Analysis Requested</b>						Job #:						
Address: 241 Ralph McGill Blvd SE								Due Date Requested		Preservation Codes:				
City: Atlanta		TAT Requested (days): <i>Standard</i>		Perform IMS/MSD (Yes or No) APP III Metals: B, Ca Cl F SO <sub>4</sub> & TDS (EPA 300.0 & SM 2540C) Custom State 15 Permit Metals (EPA 6020) Sb,As,Ba,Be,Cd,Cr,Cu,Pb,Ni,Se,Ag,Ti,V,Zn		Total Number of containers		A HCL                      M - Hexane B NaOH                    N None C Zn Acetate              O AsNaO2 D Nitric Acid              P Na2O4S E NaHSO4                  Q Na2SO3 F MeOH                     R Na2S2O3 G Amchlor                 S H2SO4 H Ascorbic Acid          T TSP Dodecahydrate I Ice                         U Acetone J DI Water                 V MCAA K EDTA                    W pH 4-5 L EDA                        Z other (specify)						
State, Zip: GA, 30308		Lab Project #: 68027746						Task Code MCI-CCR-ASSMT-2023S1						
Phone: 404-506-7116(Tel)		PO #:								Special Instructions/Note Full APP III + 15 State Metals				
Email: SCS Contacts / ACC Contacts		Project #:												
Project Name: Plant McIntosh Landfill 4		SSOW#:												
Site: Georgia														
<b>Sample Identification</b>		Sample Date (mm/dd/yy)	Sample Time (hhmm)	Sample Type (C=comp, G=grab)	Matrix (WG=ground water, WS=surface water, WQ=quality control)	Field Filtered Sample (Yes or No)	IMS/MSD (Yes or No)	APP III Metals: B, Ca	Cl F SO <sub>4</sub> & TDS (EPA 300.0 & SM 2540C)	Custom State 15 Permit Metals (EPA 6020)	Sb,As,Ba,Be,Cd,Cr,Cu,Pb,Ni,Se,Ag,Ti,V,Zn	Total Number of containers	Task Code	Special Instructions/Note
				Preservation Code										
MCI-GWA-13		02/06/23	1635	G	WG	N	N	✓	✓	✓		3	pH = 4.75	
MCI-GWA-14		02/07/23	0940	G	WG	N	N	✓	✓	✓		3	pH = 5.03	
MCI-GWA-15		02/07/23	1035	G	WG	N	N	✓	✓	✓		3	pH = 5.14	
MCI-GWA-16		02/07/23	1130	G	WG	N	N	✓	✓	✓		3	pH = 4.88	
MCI-GWC-18		02/07/23	1635	G	WG	N	N	✓	✓	-		3	pH = 6.47	
MCI-LF4-EB-07		02/07/23	1650	G	WQ	N	N	✓	✓	✓		3	pH =	
MCI-GWC-12		02/07/23	1615	G	WG	N	N	✓	✓	✓		3	pH = 5.07	
MCI-LF4-GWC-1		02/07/23	1520	G	WG	N	N	✓	✓	✓		3	pH = 5.07	
MCI-LF4-GWA-2		02/07/23	1405	G	WG	N	N	✓	✓	-		3	pH = 4.73	
MCI-GWA-3		02/07/23	1235	G	WG	N	N	✓	✓	✓		3	pH = 4.91	
MCI-LF4-FD-03		02/07/23		G	WG	N	N	✓	✓	✓		3	pH =	
<b>Possible Hazard Identification</b>						<b>Sample Disposal ( A fee may be assessed if samples are retained longer than 1 month)</b>								
<input type="checkbox"/> Non-Hazard <input type="checkbox"/> Flammable <input type="checkbox"/> Skin Irritant <input type="checkbox"/> Poison B <input checked="" type="checkbox"/> Unknown <input type="checkbox"/> Radiological						<input type="checkbox"/> Return To Client <input checked="" type="checkbox"/> Disposal By Lab <input type="checkbox"/> Archive For _____ Months								
Deliverable Requested I, II, III, IV, Other (specify)						Special Instructions/QC Requirements State Permit Metals antimony, arsenic, barium, beryllium, cadmium, chromium, cobalt, copper, lead, nickel, selenium, silver, thallium, vanadium, zinc								
Empty Kit Relinquished by		Date		Time		Method of Shipment:								
Relinquished by: <i>[Signature]</i>		Date/Time: 2-9-23 / 0845		Company: ACC		Received by: <i>[Signature]</i>		Date/Time: 2-9-23 / 0845		Company: ACC				
Relinquished by: <i>[Signature]</i>		Date/Time: 2-9-23 / 1001		Company: ACC		Received by: <i>[Signature]</i>		Date/Time: 2/9/23 1001		Company:				
Relinquished by: <i>[Signature]</i>		Date/Time:		Company:		Received by:		Date/Time:		Company:				
Custody Seals Intact Δ Yes Δ No		Custody Seal No		Cooler Temperature(s) °C and Other Remarks.										

**Eurofins TestAmerica, Savannah**

5102 LaRoche Avenue  
Savannah, GA 31404  
Phone (912) 354-7858 Fax (912) 352-0165

**Chain of Custody Record**



<b>Client Information</b>		Sampler: <i>S. Johnson</i> ACC		Lab PM: Fuller, David		Carrier Tracking No(s)		COC No.			
Client Contact: SCS Contacts		Phone: <i>770-544-5448</i>		E-Mail: <i>david.fuller@et.eurofinsus.com</i>				Page: <i>3 of 3</i>			
Company: GA Power				<b>Analysis Requested</b>				Job #:			
Address: 241 Ralph McGill Blvd SE		Due Date Requested		Field Filtered Sample (Yes or No) Perform MS/MSD (Yes or No) APP III Metals: B Ca Cl F SO <sub>4</sub> & TDS (EPA 300.0 & SM 2540C) Custom State 15 Permit Metals (EPA 6020) Sb, As, Ba, Be, Cd, Cr, Co, Cu, Pb, Ni, Se, Ag, Tl, V, Zn		Total Number of Containers		Preservation Codes			
City: Atlanta		TAT Requested (days): <i>Standard</i>						A HCL M Hexane		B NaOH N None	
State Zip: GA, 30308		Lab Project #: 68027746						C Zn Acetate O AsNaO2		D Nitric Acid P Na2O4S	
Phone: 404-506-7116(Tel)		PO #:						E NaHSO4 Q Na2SO3		F MeOH R Na2S2O3	
Email: SCS Contacts / ACC Contacts		Project #:						G Amchlor S H2SO4		H Ascorbic Acid T - TSP Dodecahydrate	
Project Name: Plant McIntosh Landfill 4		SSOW#:						I Ice U Acetone			
Site: Georgia								J DI Water V MCAA			
								K EDTA W - pH 4-5			
								L EDA Z other (specify)			
								Other:			
								Task Code: MCI-CCR-ASSMT-2023S1			
								Special Instructions/Note Full APP III + 15 State Metals			
<b>Sample Identification</b>		Sample Date (mm/dd/yy)	Sample Time (hhmm)	Sample Type (C=Comp, G=grab)	Matrix (WG=ground water, WS=surface water, WQ=quality control)	Preservation Code					
MCI-	<i>GW C-10</i>	<i>02/02/23</i>	<i>0450</i>	<i>G</i>	<i>WG</i>	<i>N</i>	<i>N</i>	<i>✓</i>	<i>✓</i>	<i>3</i>	<i>pH = 6.31</i>
MCI-	<i>GW C-21</i>	<i>02/08/23</i>	<i>1415</i>	<i>G</i>	<i>WG</i>	<i>N</i>	<i>N</i>	<i>✓</i>	<i>✓</i>	<i>3</i>	<i>pH = 4.85</i>
MCI-	<i>GW C-23</i>	<i>02/08/23</i>	<i>1240</i>	<i>G</i>	<i>WG</i>	<i>N</i>	<i>N</i>	<i>✓</i>	<i>✓</i>	<i>3</i>	<i>pH = 5.08</i>
MCI-				<i>G</i>		<i>N</i>	<i>N</i>				<i>pH =</i>
MCI-				<i>G</i>		<i>N</i>	<i>N</i>				<i>pH =</i>
MCI-				<i>G</i>		<i>N</i>	<i>N</i>				<i>pH =</i>
MCI-				<i>G</i>		<i>N</i>	<i>N</i>				<i>pH =</i>
MCI-				<i>G</i>		<i>N</i>	<i>N</i>				<i>pH =</i>
MCI-				<i>G</i>		<i>N</i>	<i>N</i>				<i>pH =</i>
MCI-				<i>G</i>		<i>N</i>	<i>N</i>				<i>pH =</i>
MCI-				<i>G</i>		<i>N</i>	<i>N</i>				<i>pH =</i>
<b>Possible Hazard Identification</b>						<b>Sample Disposal (A fee may be assessed if samples are retained longer than 1 month)</b>					
<input type="checkbox"/> Non-Hazard <input type="checkbox"/> Flammable <input type="checkbox"/> Skin Irritant <input type="checkbox"/> Poison B <input checked="" type="checkbox"/> Unknown <input type="checkbox"/> Radiological						<input type="checkbox"/> Return To Client <input checked="" type="checkbox"/> Disposal By Lab <input type="checkbox"/> Archive For _____ Months					
Deliverable Requested I, II, III, IV, Other (specify)						Special Instructions/QC Requirements State Permit Metals antimony, arsenic, barium, beryllium, cadmium, chromium, cobalt, copper, lead, nickel, selenium, silver, thallium, vanadium, zinc					
Empty Kit Relinquished by		Date		Time		Method of Shipment:					
Relinquished by: <i>[Signature]</i>		Date/Time: <i>2-9-23/0845</i>		Company: <i>ACC</i>		Received by: <i>[Signature]</i>		Date/Time: <i>2-9-23/0845</i>		Company: <i>ACC</i>	
Relinquished by: <i>[Signature]</i>		Date/Time: <i>2-9-23/1001</i>		Company: <i>ACC</i>		Received by: <i>[Signature]</i>		Date/Time: <i>2/9/23 1001</i>		Company: <i>[Signature]</i>	
Relinquished by: <i>[Signature]</i>		Date/Time:		Company:		Received by:		Date/Time:		Company:	
Custody Seals Intact <input type="checkbox"/> Yes <input type="checkbox"/> No		Custody Seal No		Cooler Temperature(s) °C and Other Remarks.				3/1/2023 (Rev. 1)			



# Login Sample Receipt Checklist

Client: Southern Company

Job Number: 680-230302-1

**Login Number: 230302**

**List Source: Eurofins Savannah**

**List Number: 1**

**Creator: Sims, Robert D**

Question	Answer	Comment
Radioactivity wasn't checked or is </= background as measured by a survey meter.	N/A	
The cooler's custody seal, if present, is intact.	True	
Sample custody seals, if present, are intact.	True	
The cooler or samples do not appear to have been compromised or tampered with.	True	
Samples were received on ice.	True	
Cooler Temperature is acceptable.	True	
Cooler Temperature is recorded.	True	
COC is present.	True	
COC is filled out in ink and legible.	True	
COC is filled out with all pertinent information.	True	
Is the Field Sampler's name present on COC?	True	
There are no discrepancies between the containers received and the COC.	True	
Samples are received within Holding Time (excluding tests with immediate HTs)	True	
Sample containers have legible labels.	True	
Containers are not broken or leaking.	True	
Sample collection date/times are provided.	True	
Appropriate sample containers are used.	True	
Sample bottles are completely filled.	True	
Sample Preservation Verified.	N/A	
There is sufficient vol. for all requested analyses, incl. any requested MS/MSDs	True	
Containers requiring zero headspace have no headspace or bubble is <6mm (1/4").	N/A	
Multiphasic samples are not present.	True	
Samples do not require splitting or compositing.	True	
Residual Chlorine Checked.	N/A	

 **ANALYTICAL REPORT****PREPARED FOR**

Attn: Lauren Hartley  
Southern Company  
241 Ralph McGill Blvd SE  
B10185  
Atlanta, Georgia 30308

Generated 2/21/2023 8:42:24 AM

**JOB DESCRIPTION**

Plant McIntosh Landfill 4

**JOB NUMBER**

680-230302-2

# Eurofins Savannah

## Job Notes

The test results in this report meet NELAP requirements for parameters for which accreditation is required or available. Any exceptions to the NELAP requirements are noted. Results pertain only to samples listed in this report. This report may not be reproduced, except in full, without the written approval of the laboratory. Questions should be directed to the person who signed this report.

The test results in this report relate only to the samples as received by the laboratory and will meet all requirements of the methodology, with any exceptions noted. This report shall not be reproduced except in full, without the express written approval of the laboratory. All questions should be directed to the Eurofins Environment Testing Southeast, LLC Project Manager.

## Authorization



Generated  
2/21/2023 8:42:24 AM

Authorized for release by  
David Fuller, Project Manager  
[David.Fuller@et.eurofinsus.com](mailto:David.Fuller@et.eurofinsus.com)  
(770)344-8986



# Definitions/Glossary

Client: Southern Company  
Project/Site: Plant McIntosh Landfill 4

Job ID: 680-230302-2

## Qualifiers

### Metals

Qualifier	Qualifier Description
J	Result is less than the RL but greater than or equal to the MDL and the concentration is an approximate value.

### General Chemistry

Qualifier	Qualifier Description
F5	Duplicate RPD exceeds limit, and one or both sample results are less than 5 times RL, and the absolute difference between results is < the upper reporting limits for both.

## Glossary

Abbreviation	These commonly used abbreviations may or may not be present in this report.
α	Listed under the "D" column to designate that the result is reported on a dry weight basis
%R	Percent Recovery
CFL	Contains Free Liquid
CFU	Colony Forming Unit
CNF	Contains No Free Liquid
DER	Duplicate Error Ratio (normalized absolute difference)
Dil Fac	Dilution Factor
DL	Detection Limit (DoD/DOE)
DL, RA, RE, IN	Indicates a Dilution, Re-analysis, Re-extraction, or additional Initial metals/anion analysis of the sample
DLC	Decision Level Concentration (Radiochemistry)
EDL	Estimated Detection Limit (Dioxin)
LOD	Limit of Detection (DoD/DOE)
LOQ	Limit of Quantitation (DoD/DOE)
MCL	EPA recommended "Maximum Contaminant Level"
MDA	Minimum Detectable Activity (Radiochemistry)
MDC	Minimum Detectable Concentration (Radiochemistry)
MDL	Method Detection Limit
ML	Minimum Level (Dioxin)
MPN	Most Probable Number
MQL	Method Quantitation Limit
NC	Not Calculated
ND	Not Detected at the reporting limit (or MDL or EDL if shown)
NEG	Negative / Absent
POS	Positive / Present
PQL	Practical Quantitation Limit
PRES	Presumptive
QC	Quality Control
RER	Relative Error Ratio (Radiochemistry)
RL	Reporting Limit or Requested Limit (Radiochemistry)
RPD	Relative Percent Difference, a measure of the relative difference between two points
TEF	Toxicity Equivalent Factor (Dioxin)
TEQ	Toxicity Equivalent Quotient (Dioxin)
TNTC	Too Numerous To Count



# Sample Summary

Client: Southern Company  
Project/Site: Plant McIntosh Landfill 4

Job ID: 680-230302-2

Lab Sample ID	Client Sample ID	Matrix	Collected	Received
680-230302-1	MCI-GWA-4A	Water	02/07/23 11:25	02/09/23 10:01
680-230302-2	MCI-LF4-GWA-5	Water	02/07/23 09:50	02/09/23 10:01
680-230302-3	MCI-GWC-19	Water	02/08/23 10:10	02/09/23 10:01
680-230302-5	MCI-GWC-20	Water	02/08/23 11:20	02/09/23 10:01
680-230302-7	MCI-GWC-11	Water	02/08/23 14:35	02/09/23 10:01
680-230302-9	MCI-GWC-17	Water	02/08/23 14:45	02/09/23 10:01
680-230302-11	MCI-GWC-9	Water	02/08/23 11:10	02/09/23 10:01
680-230302-12	MCI-GWA-13	Water	02/06/23 16:35	02/09/23 10:01
680-230302-13	MCI-GWA-14	Water	02/07/23 09:40	02/09/23 10:01
680-230302-14	MCI-GWA-15	Water	02/07/23 10:35	02/09/23 10:01
680-230302-15	MCI-GWA-16	Water	02/07/23 11:30	02/09/23 10:01
680-230302-16	MCI-GWC-18	Water	02/07/23 16:35	02/09/23 10:01
680-230302-18	MCI-GWC-12	Water	02/07/23 16:15	02/09/23 10:01
680-230302-19	MCI-LF4-GWC-1	Water	02/07/23 15:20	02/09/23 10:01
680-230302-20	MCI-LF4-GWA-2	Water	02/07/23 14:05	02/09/23 10:01
680-230302-21	MCI-GWA-3	Water	02/07/23 12:35	02/09/23 10:01
680-230302-23	MCI-GWC-10	Water	02/08/23 09:50	02/09/23 10:01
680-230302-24	MCI-GWC-21	Water	02/08/23 14:15	02/09/23 10:01
680-230302-25	MCI-GWC-23	Water	02/08/23 12:40	02/09/23 10:01

# Case Narrative

Client: Southern Company  
Project/Site: Plant McIntosh Landfill 4

Job ID: 680-230302-2

---

**Job ID: 680-230302-2**

---

**Laboratory: Eurofins Savannah**

---

**Narrative**

**Job Narrative  
680-230302-2**

**Receipt**

The samples were received on 2/9/2023 10:01 AM. Unless otherwise noted below, the samples arrived in good condition, and, where required, properly preserved and on ice. The temperatures of the 4 coolers at receipt time were 0.7°C, 1.5°C, 1.9°C and 2.7°C


**Metals**

No additional analytical or quality issues were noted, other than those described above or in the Definitions/ Glossary page.

**General Chemistry**

Method 2320B: The sample duplicate precision for the following sample associated with analytical batch 680-763529 was outside control limits: (680-230302-B-24 DU). The associated Laboratory Control Sample / Laboratory Control Sample Duplicate (LCS/LCSD) precision met acceptance criteria.

No additional analytical or quality issues were noted, other than those described above or in the Definitions/ Glossary page.



# Client Sample Results

Client: Southern Company  
Project/Site: Plant McIntosh Landfill 4

Job ID: 680-230302-2

**Client Sample ID: MCI-GWA-4A**

**Lab Sample ID: 680-230302-1**

Date Collected: 02/07/23 11:25

Matrix: Water

Date Received: 02/09/23 10:01

**Method: SW846 6020B - Metals (ICP/MS) - Total Recoverable**

Analyte	Result	Qualifier	RL	MDL	Unit	D	Prepared	Analyzed	Dil Fac
Potassium	0.60		0.50	0.044	mg/L		02/10/23 05:52	02/10/23 18:26	1
Magnesium	0.46	J	0.50	0.023	mg/L		02/10/23 05:52	02/10/23 18:26	1
Sodium	2.7		0.50	0.20	mg/L		02/10/23 05:52	02/10/23 18:26	1

**General Chemistry**

Analyte	Result	Qualifier	RL	MDL	Unit	D	Prepared	Analyzed	Dil Fac
Total Alkalinity as CaCO3 (SM 2320B-2011)	<5.0		5.0	5.0	mg/L			02/14/23 18:49	1
Bicarbonate Alkalinity as CaCO3 (SM 2320B-2011)	<5.0		5.0	5.0	mg/L			02/14/23 18:49	1
Carbonate Alkalinity as CaCO3 (SM 2320B-2011)	<5.0		5.0	5.0	mg/L			02/14/23 18:49	1

**Client Sample ID: MCI-LF4-GWA-5**

**Lab Sample ID: 680-230302-2**

Date Collected: 02/07/23 09:50

Matrix: Water

Date Received: 02/09/23 10:01

**Method: SW846 6020B - Metals (ICP/MS) - Total Recoverable**

Analyte	Result	Qualifier	RL	MDL	Unit	D	Prepared	Analyzed	Dil Fac
Potassium	0.76		0.50	0.044	mg/L		02/10/23 05:52	02/10/23 18:38	1
Magnesium	0.61		0.50	0.023	mg/L		02/10/23 05:52	02/10/23 18:38	1
Sodium	2.6		0.50	0.20	mg/L		02/10/23 05:52	02/10/23 18:38	1

**General Chemistry**

Analyte	Result	Qualifier	RL	MDL	Unit	D	Prepared	Analyzed	Dil Fac
Total Alkalinity as CaCO3 (SM 2320B-2011)	8.8		5.0	5.0	mg/L			02/14/23 19:37	1
Bicarbonate Alkalinity as CaCO3 (SM 2320B-2011)	8.8		5.0	5.0	mg/L			02/14/23 19:37	1
Carbonate Alkalinity as CaCO3 (SM 2320B-2011)	<5.0		5.0	5.0	mg/L			02/14/23 19:37	1

**Client Sample ID: MCI-GWC-19**

**Lab Sample ID: 680-230302-3**

Date Collected: 02/08/23 10:10

Matrix: Water

Date Received: 02/09/23 10:01

**Method: SW846 6020B - Metals (ICP/MS) - Total Recoverable**

Analyte	Result	Qualifier	RL	MDL	Unit	D	Prepared	Analyzed	Dil Fac
Potassium	1.0		0.50	0.044	mg/L		02/10/23 05:52	02/10/23 18:42	1
Magnesium	1.5		0.50	0.023	mg/L		02/10/23 05:52	02/10/23 18:42	1
Sodium	4.1		0.50	0.20	mg/L		02/10/23 05:52	02/10/23 18:42	1

**General Chemistry**

Analyte	Result	Qualifier	RL	MDL	Unit	D	Prepared	Analyzed	Dil Fac
Total Alkalinity as CaCO3 (SM 2320B-2011)	21		5.0	5.0	mg/L			02/15/23 00:36	1
Bicarbonate Alkalinity as CaCO3 (SM 2320B-2011)	21		5.0	5.0	mg/L			02/15/23 00:36	1
Carbonate Alkalinity as CaCO3 (SM 2320B-2011)	<5.0		5.0	5.0	mg/L			02/15/23 00:36	1

# Client Sample Results

Client: Southern Company  
Project/Site: Plant McIntosh Landfill 4

Job ID: 680-230302-2

**Client Sample ID: MCI-GWC-20**

**Lab Sample ID: 680-230302-5**

Date Collected: 02/08/23 11:20

Matrix: Water

Date Received: 02/09/23 10:01

**Method: SW846 6020B - Metals (ICP/MS) - Total Recoverable**

Analyte	Result	Qualifier	RL	MDL	Unit	D	Prepared	Analyzed	Dil Fac
Potassium	0.81		0.50	0.044	mg/L		02/10/23 05:52	02/10/23 18:50	1
Magnesium	0.76		0.50	0.023	mg/L		02/10/23 05:52	02/10/23 18:50	1
Sodium	4.3		0.50	0.20	mg/L		02/10/23 05:52	02/10/23 18:50	1

**General Chemistry**

Analyte	Result	Qualifier	RL	MDL	Unit	D	Prepared	Analyzed	Dil Fac
Total Alkalinity as CaCO3 (SM 2320B-2011)	5.2		5.0	5.0	mg/L			02/15/23 00:19	1
Bicarbonate Alkalinity as CaCO3 (SM 2320B-2011)	5.2		5.0	5.0	mg/L			02/15/23 00:19	1
Carbonate Alkalinity as CaCO3 (SM 2320B-2011)	<5.0		5.0	5.0	mg/L			02/15/23 00:19	1

**Client Sample ID: MCI-GWC-11**

**Lab Sample ID: 680-230302-7**

Date Collected: 02/08/23 14:35

Matrix: Water

Date Received: 02/09/23 10:01

**Method: SW846 6020B - Metals (ICP/MS) - Total Recoverable**

Analyte	Result	Qualifier	RL	MDL	Unit	D	Prepared	Analyzed	Dil Fac
Potassium	0.87		0.50	0.044	mg/L		02/10/23 05:52	02/10/23 19:06	1
Magnesium	3.7		0.50	0.023	mg/L		02/10/23 05:52	02/10/23 19:06	1
Sodium	4.2		0.50	0.20	mg/L		02/10/23 05:52	02/10/23 19:06	1

**General Chemistry**

Analyte	Result	Qualifier	RL	MDL	Unit	D	Prepared	Analyzed	Dil Fac
Total Alkalinity as CaCO3 (SM 2320B-2011)	37		5.0	5.0	mg/L			02/15/23 00:27	1
Bicarbonate Alkalinity as CaCO3 (SM 2320B-2011)	37		5.0	5.0	mg/L			02/15/23 00:27	1
Carbonate Alkalinity as CaCO3 (SM 2320B-2011)	<5.0		5.0	5.0	mg/L			02/15/23 00:27	1

**Client Sample ID: MCI-GWC-17**

**Lab Sample ID: 680-230302-9**

Date Collected: 02/08/23 14:45

Matrix: Water

Date Received: 02/09/23 10:01

**Method: SW846 6020B - Metals (ICP/MS) - Total Recoverable**

Analyte	Result	Qualifier	RL	MDL	Unit	D	Prepared	Analyzed	Dil Fac
Potassium	1.1		0.50	0.044	mg/L		02/10/23 05:52	02/10/23 19:15	1
Magnesium	0.73		0.50	0.023	mg/L		02/10/23 05:52	02/10/23 19:15	1
Sodium	2.4		0.50	0.20	mg/L		02/10/23 05:52	02/10/23 19:15	1

**General Chemistry**

Analyte	Result	Qualifier	RL	MDL	Unit	D	Prepared	Analyzed	Dil Fac
Total Alkalinity as CaCO3 (SM 2320B-2011)	6.2		5.0	5.0	mg/L			02/14/23 18:55	1
Bicarbonate Alkalinity as CaCO3 (SM 2320B-2011)	6.2		5.0	5.0	mg/L			02/14/23 18:55	1
Carbonate Alkalinity as CaCO3 (SM 2320B-2011)	<5.0		5.0	5.0	mg/L			02/14/23 18:55	1



# Client Sample Results

Client: Southern Company  
Project/Site: Plant McIntosh Landfill 4

Job ID: 680-230302-2

**Client Sample ID: MCI-GWC-9**

**Lab Sample ID: 680-230302-11**

Date Collected: 02/08/23 11:10

Matrix: Water

Date Received: 02/09/23 10:01

**Method: SW846 6020B - Metals (ICP/MS) - Total Recoverable**

Analyte	Result	Qualifier	RL	MDL	Unit	D	Prepared	Analyzed	Dil Fac
Potassium	0.99		0.50	0.044	mg/L		02/10/23 05:52	02/10/23 19:23	1
Magnesium	1.7		0.50	0.023	mg/L		02/10/23 05:52	02/10/23 19:23	1
Sodium	5.6		0.50	0.20	mg/L		02/10/23 05:52	02/10/23 19:23	1

**General Chemistry**

Analyte	Result	Qualifier	RL	MDL	Unit	D	Prepared	Analyzed	Dil Fac
Total Alkalinity as CaCO3 (SM 2320B-2011)	14		5.0	5.0	mg/L			02/14/23 19:03	1
Bicarbonate Alkalinity as CaCO3 (SM 2320B-2011)	14		5.0	5.0	mg/L			02/14/23 19:03	1
Carbonate Alkalinity as CaCO3 (SM 2320B-2011)	<5.0		5.0	5.0	mg/L			02/14/23 19:03	1

**Client Sample ID: MCI-GWA-13**

**Lab Sample ID: 680-230302-12**

Date Collected: 02/06/23 16:35

Matrix: Water

Date Received: 02/09/23 10:01

**Method: SW846 6020B - Metals (ICP/MS) - Total Recoverable**

Analyte	Result	Qualifier	RL	MDL	Unit	D	Prepared	Analyzed	Dil Fac
Potassium	0.66		0.50	0.044	mg/L		02/10/23 05:52	02/10/23 19:27	1
Magnesium	0.40	J	0.50	0.023	mg/L		02/10/23 05:52	02/10/23 19:27	1
Sodium	2.4		0.50	0.20	mg/L		02/10/23 05:52	02/10/23 19:27	1

**General Chemistry**

Analyte	Result	Qualifier	RL	MDL	Unit	D	Prepared	Analyzed	Dil Fac
Total Alkalinity as CaCO3 (SM 2320B-2011)	<5.0		5.0	5.0	mg/L			02/14/23 19:30	1
Bicarbonate Alkalinity as CaCO3 (SM 2320B-2011)	<5.0		5.0	5.0	mg/L			02/14/23 19:30	1
Carbonate Alkalinity as CaCO3 (SM 2320B-2011)	<5.0		5.0	5.0	mg/L			02/14/23 19:30	1

**Client Sample ID: MCI-GWA-14**

**Lab Sample ID: 680-230302-13**

Date Collected: 02/07/23 09:40

Matrix: Water

Date Received: 02/09/23 10:01

**Method: SW846 6020B - Metals (ICP/MS) - Total Recoverable**

Analyte	Result	Qualifier	RL	MDL	Unit	D	Prepared	Analyzed	Dil Fac
Potassium	0.68		0.50	0.044	mg/L		02/10/23 05:52	02/10/23 19:31	1
Magnesium	0.38	J	0.50	0.023	mg/L		02/10/23 05:52	02/10/23 19:31	1
Sodium	3.4		0.50	0.20	mg/L		02/10/23 05:52	02/10/23 19:31	1

**General Chemistry**

Analyte	Result	Qualifier	RL	MDL	Unit	D	Prepared	Analyzed	Dil Fac
Total Alkalinity as CaCO3 (SM 2320B-2011)	<5.0		5.0	5.0	mg/L			02/14/23 19:23	1
Bicarbonate Alkalinity as CaCO3 (SM 2320B-2011)	<5.0		5.0	5.0	mg/L			02/14/23 19:23	1
Carbonate Alkalinity as CaCO3 (SM 2320B-2011)	<5.0		5.0	5.0	mg/L			02/14/23 19:23	1

# Client Sample Results

Client: Southern Company  
Project/Site: Plant McIntosh Landfill 4

Job ID: 680-230302-2

**Client Sample ID: MCI-GWA-15**

**Lab Sample ID: 680-230302-14**

Date Collected: 02/07/23 10:35

Matrix: Water

Date Received: 02/09/23 10:01

**Method: SW846 6020B - Metals (ICP/MS) - Total Recoverable**

Analyte	Result	Qualifier	RL	MDL	Unit	D	Prepared	Analyzed	Dil Fac
Potassium	0.60		0.50	0.044	mg/L		02/10/23 05:52	02/10/23 19:35	1
Magnesium	0.49	J	0.50	0.023	mg/L		02/10/23 05:52	02/10/23 19:35	1
Sodium	2.6		0.50	0.20	mg/L		02/10/23 05:52	02/10/23 19:35	1

**General Chemistry**

Analyte	Result	Qualifier	RL	MDL	Unit	D	Prepared	Analyzed	Dil Fac
Total Alkalinity as CaCO3 (SM 2320B-2011)	7.3		5.0	5.0	mg/L			02/14/23 19:10	1
Bicarbonate Alkalinity as CaCO3 (SM 2320B-2011)	7.3		5.0	5.0	mg/L			02/14/23 19:10	1
Carbonate Alkalinity as CaCO3 (SM 2320B-2011)	<5.0		5.0	5.0	mg/L			02/14/23 19:10	1

**Client Sample ID: MCI-GWA-16**

**Lab Sample ID: 680-230302-15**

Date Collected: 02/07/23 11:30

Matrix: Water

Date Received: 02/09/23 10:01

**Method: SW846 6020B - Metals (ICP/MS) - Total Recoverable**

Analyte	Result	Qualifier	RL	MDL	Unit	D	Prepared	Analyzed	Dil Fac
Potassium	0.79		0.50	0.044	mg/L		02/10/23 05:52	02/10/23 19:39	1
Magnesium	0.52		0.50	0.023	mg/L		02/10/23 05:52	02/10/23 19:39	1
Sodium	2.5		0.50	0.20	mg/L		02/10/23 05:52	02/10/23 19:39	1

**General Chemistry**

Analyte	Result	Qualifier	RL	MDL	Unit	D	Prepared	Analyzed	Dil Fac
Total Alkalinity as CaCO3 (SM 2320B-2011)	<5.0		5.0	5.0	mg/L			02/14/23 19:17	1
Bicarbonate Alkalinity as CaCO3 (SM 2320B-2011)	<5.0		5.0	5.0	mg/L			02/14/23 19:17	1
Carbonate Alkalinity as CaCO3 (SM 2320B-2011)	<5.0		5.0	5.0	mg/L			02/14/23 19:17	1

**Client Sample ID: MCI-GWC-18**

**Lab Sample ID: 680-230302-16**

Date Collected: 02/07/23 16:35

Matrix: Water

Date Received: 02/09/23 10:01

**Method: SW846 6020B - Metals (ICP/MS) - Total Recoverable**

Analyte	Result	Qualifier	RL	MDL	Unit	D	Prepared	Analyzed	Dil Fac
Potassium	1.1		0.50	0.044	mg/L		02/10/23 05:52	02/10/23 19:43	1
Magnesium	5.9		0.50	0.023	mg/L		02/10/23 05:52	02/10/23 19:43	1
Sodium	3.9		0.50	0.20	mg/L		02/10/23 05:52	02/10/23 19:43	1

**General Chemistry**

Analyte	Result	Qualifier	RL	MDL	Unit	D	Prepared	Analyzed	Dil Fac
Total Alkalinity as CaCO3 (SM 2320B-2011)	60		5.0	5.0	mg/L			02/14/23 20:08	1
Bicarbonate Alkalinity as CaCO3 (SM 2320B-2011)	60		5.0	5.0	mg/L			02/14/23 20:08	1
Carbonate Alkalinity as CaCO3 (SM 2320B-2011)	<5.0		5.0	5.0	mg/L			02/14/23 20:08	1

# Client Sample Results

Client: Southern Company  
Project/Site: Plant McIntosh Landfill 4

Job ID: 680-230302-2

**Client Sample ID: MCI-GWC-12**

**Lab Sample ID: 680-230302-18**

Date Collected: 02/07/23 16:15

Matrix: Water

Date Received: 02/09/23 10:01

**Method: SW846 6020B - Metals (ICP/MS) - Total Recoverable**

Analyte	Result	Qualifier	RL	MDL	Unit	D	Prepared	Analyzed	Dil Fac
Potassium	0.67		0.50	0.044	mg/L		02/10/23 05:52	02/10/23 19:59	1
Magnesium	0.42	J	0.50	0.023	mg/L		02/10/23 05:52	02/10/23 19:59	1
Sodium	2.5		0.50	0.20	mg/L		02/10/23 05:52	02/10/23 19:59	1

**General Chemistry**

Analyte	Result	Qualifier	RL	MDL	Unit	D	Prepared	Analyzed	Dil Fac
Total Alkalinity as CaCO3 (SM 2320B-2011)	<5.0		5.0	5.0	mg/L			02/15/23 00:49	1
Bicarbonate Alkalinity as CaCO3 (SM 2320B-2011)	<5.0		5.0	5.0	mg/L			02/15/23 00:49	1
Carbonate Alkalinity as CaCO3 (SM 2320B-2011)	<5.0		5.0	5.0	mg/L			02/15/23 00:49	1

**Client Sample ID: MCI-LF4-GWC-1**

**Lab Sample ID: 680-230302-19**

Date Collected: 02/07/23 15:20

Matrix: Water

Date Received: 02/09/23 10:01

**Method: SW846 6020B - Metals (ICP/MS) - Total Recoverable**

Analyte	Result	Qualifier	RL	MDL	Unit	D	Prepared	Analyzed	Dil Fac
Potassium	0.86		0.50	0.044	mg/L		02/10/23 05:52	02/10/23 20:04	1
Magnesium	0.98		0.50	0.023	mg/L		02/10/23 05:52	02/10/23 20:04	1
Sodium	5.1		0.50	0.20	mg/L		02/10/23 05:52	02/10/23 20:04	1

**General Chemistry**

Analyte	Result	Qualifier	RL	MDL	Unit	D	Prepared	Analyzed	Dil Fac
Total Alkalinity as CaCO3 (SM 2320B-2011)	9.0		5.0	5.0	mg/L			02/15/23 00:43	1
Bicarbonate Alkalinity as CaCO3 (SM 2320B-2011)	9.0		5.0	5.0	mg/L			02/15/23 00:43	1
Carbonate Alkalinity as CaCO3 (SM 2320B-2011)	<5.0		5.0	5.0	mg/L			02/15/23 00:43	1

**Client Sample ID: MCI-LF4-GWA-2**

**Lab Sample ID: 680-230302-20**

Date Collected: 02/07/23 14:05

Matrix: Water

Date Received: 02/09/23 10:01

**Method: SW846 6020B - Metals (ICP/MS) - Total Recoverable**

Analyte	Result	Qualifier	RL	MDL	Unit	D	Prepared	Analyzed	Dil Fac
Potassium	0.98		0.50	0.044	mg/L		02/10/23 05:52	02/10/23 20:08	1
Magnesium	0.74		0.50	0.023	mg/L		02/10/23 05:52	02/10/23 20:08	1
Sodium	3.4		0.50	0.20	mg/L		02/10/23 05:52	02/10/23 20:08	1

**General Chemistry**

Analyte	Result	Qualifier	RL	MDL	Unit	D	Prepared	Analyzed	Dil Fac
Total Alkalinity as CaCO3 (SM 2320B-2011)	<5.0		5.0	5.0	mg/L			02/15/23 00:55	1
Bicarbonate Alkalinity as CaCO3 (SM 2320B-2011)	<5.0		5.0	5.0	mg/L			02/15/23 00:55	1
Carbonate Alkalinity as CaCO3 (SM 2320B-2011)	<5.0		5.0	5.0	mg/L			02/15/23 00:55	1

# Client Sample Results

Client: Southern Company  
Project/Site: Plant McIntosh Landfill 4

Job ID: 680-230302-2

**Client Sample ID: MCI-GWA-3**

**Lab Sample ID: 680-230302-21**

Date Collected: 02/07/23 12:35

Matrix: Water

Date Received: 02/09/23 10:01

**Method: SW846 6020B - Metals (ICP/MS) - Total Recoverable**

Analyte	Result	Qualifier	RL	MDL	Unit	D	Prepared	Analyzed	Dil Fac
Potassium	0.77		0.50	0.044	mg/L		02/10/23 05:56	02/10/23 22:02	1
Magnesium	0.39	J	0.50	0.023	mg/L		02/10/23 05:56	02/10/23 22:02	1
Sodium	2.6		0.50	0.20	mg/L		02/10/23 05:56	02/10/23 22:02	1

**General Chemistry**

Analyte	Result	Qualifier	RL	MDL	Unit	D	Prepared	Analyzed	Dil Fac
Total Alkalinity as CaCO3 (SM 2320B-2011)	<5.0		5.0	5.0	mg/L			02/15/23 00:12	1
Bicarbonate Alkalinity as CaCO3 (SM 2320B-2011)	<5.0		5.0	5.0	mg/L			02/15/23 00:12	1
Carbonate Alkalinity as CaCO3 (SM 2320B-2011)	<5.0		5.0	5.0	mg/L			02/15/23 00:12	1

**Client Sample ID: MCI-GWC-10**

**Lab Sample ID: 680-230302-23**

Date Collected: 02/08/23 09:50

Matrix: Water

Date Received: 02/09/23 10:01

**Method: SW846 6020B - Metals (ICP/MS) - Total Recoverable**

Analyte	Result	Qualifier	RL	MDL	Unit	D	Prepared	Analyzed	Dil Fac
Potassium	1.3		0.50	0.044	mg/L		02/10/23 05:56	02/10/23 22:18	1
Magnesium	12		0.50	0.023	mg/L		02/10/23 05:56	02/10/23 22:18	1
Sodium	5.8		0.50	0.20	mg/L		02/10/23 05:56	02/10/23 22:18	1

**General Chemistry**

Analyte	Result	Qualifier	RL	MDL	Unit	D	Prepared	Analyzed	Dil Fac
Total Alkalinity as CaCO3 (SM 2320B-2011)	100		5.0	5.0	mg/L			02/15/23 01:05	1
Bicarbonate Alkalinity as CaCO3 (SM 2320B-2011)	100		5.0	5.0	mg/L			02/15/23 01:05	1
Carbonate Alkalinity as CaCO3 (SM 2320B-2011)	<5.0		5.0	5.0	mg/L			02/15/23 01:05	1

**Client Sample ID: MCI-GWC-21**

**Lab Sample ID: 680-230302-24**

Date Collected: 02/08/23 14:15

Matrix: Water

Date Received: 02/09/23 10:01

**Method: SW846 6020B - Metals (ICP/MS) - Total Recoverable**

Analyte	Result	Qualifier	RL	MDL	Unit	D	Prepared	Analyzed	Dil Fac
Potassium	0.89		0.50	0.044	mg/L		02/10/23 05:56	02/10/23 22:22	1
Magnesium	0.77		0.50	0.023	mg/L		02/10/23 05:56	02/10/23 22:22	1
Sodium	4.2		0.50	0.20	mg/L		02/10/23 05:56	02/10/23 22:22	1

**General Chemistry**

Analyte	Result	Qualifier	RL	MDL	Unit	D	Prepared	Analyzed	Dil Fac
Total Alkalinity as CaCO3 (SM 2320B-2011)	8.9		5.0	5.0	mg/L			02/15/23 01:33	1
Bicarbonate Alkalinity as CaCO3 (SM 2320B-2011)	8.9		5.0	5.0	mg/L			02/15/23 01:33	1
Carbonate Alkalinity as CaCO3 (SM 2320B-2011)	<5.0		5.0	5.0	mg/L			02/15/23 01:33	1



# Client Sample Results

Client: Southern Company  
 Project/Site: Plant McIntosh Landfill 4

Job ID: 680-230302-2

**Client Sample ID: MCI-GWC-23**

**Lab Sample ID: 680-230302-25**

Date Collected: 02/08/23 12:40

Matrix: Water

Date Received: 02/09/23 10:01

**Method: SW846 6020B - Metals (ICP/MS) - Total Recoverable**

Analyte	Result	Qualifier	RL	MDL	Unit	D	Prepared	Analyzed	Dil Fac
Potassium	0.75		0.50	0.044	mg/L		02/10/23 05:56	02/10/23 22:26	1
Magnesium	0.62		0.50	0.023	mg/L		02/10/23 05:56	02/10/23 22:26	1
Sodium	4.2		0.50	0.20	mg/L		02/10/23 05:56	02/10/23 22:26	1

**General Chemistry**

Analyte	Result	Qualifier	RL	MDL	Unit	D	Prepared	Analyzed	Dil Fac
Total Alkalinity as CaCO3 (SM 2320B-2011)	<5.0		5.0	5.0	mg/L			02/14/23 20:24	1
Bicarbonate Alkalinity as CaCO3 (SM 2320B-2011)	<5.0		5.0	5.0	mg/L			02/14/23 20:24	1
Carbonate Alkalinity as CaCO3 (SM 2320B-2011)	<5.0		5.0	5.0	mg/L			02/14/23 20:24	1



# QC Sample Results

Client: Southern Company  
Project/Site: Plant McIntosh Landfill 4

Job ID: 680-230302-2

## Method: 6020B - Metals (ICP/MS)

**Lab Sample ID: MB 680-762797/1-A**  
**Matrix: Water**  
**Analysis Batch: 762951**

**Client Sample ID: Method Blank**  
**Prep Type: Total Recoverable**  
**Prep Batch: 762797**

Analyte	MB MB		RL	MDL	Unit	D	Prepared	Analyzed	Dil Fac
	Result	Qualifier							
Potassium	<0.044		0.50	0.044	mg/L		02/10/23 05:52	02/10/23 18:18	1
Magnesium	<0.023		0.50	0.023	mg/L		02/10/23 05:52	02/10/23 18:18	1
Sodium	<0.20		0.50	0.20	mg/L		02/10/23 05:52	02/10/23 18:18	1

**Lab Sample ID: LCS 680-762797/2-A**  
**Matrix: Water**  
**Analysis Batch: 762951**

**Client Sample ID: Lab Control Sample**  
**Prep Type: Total Recoverable**  
**Prep Batch: 762797**

Analyte	Spike Added	LCS Result	LCS Qualifier	Unit	D	%Rec	%Rec Limits
Magnesium	5.01	5.00		mg/L		100	80 - 120
Sodium	5.05	4.94		mg/L		98	80 - 120

**Lab Sample ID: 680-230302-1 MS**  
**Matrix: Water**  
**Analysis Batch: 762951**

**Client Sample ID: MCI-GWA-4A**  
**Prep Type: Total Recoverable**  
**Prep Batch: 762797**

Analyte	Sample Result	Sample Qualifier	Spike Added	MS Result	MS Qualifier	Unit	D	%Rec	%Rec Limits
Magnesium	0.46	J	5.01	5.73		mg/L		105	75 - 125
Sodium	2.7		5.05	7.86		mg/L		102	75 - 125

**Lab Sample ID: 680-230302-1 MSD**  
**Matrix: Water**  
**Analysis Batch: 762951**

**Client Sample ID: MCI-GWA-4A**  
**Prep Type: Total Recoverable**  
**Prep Batch: 762797**

Analyte	Sample Result	Sample Qualifier	Spike Added	MSD Result	MSD Qualifier	Unit	D	%Rec	%Rec Limits	RPD	Limit
Magnesium	0.46	J	5.01	5.67		mg/L		104	75 - 125	1	20
Sodium	2.7		5.05	7.80		mg/L		101	75 - 125	1	20

**Lab Sample ID: MB 680-762798/1-A**  
**Matrix: Water**  
**Analysis Batch: 762951**

**Client Sample ID: Method Blank**  
**Prep Type: Total Recoverable**  
**Prep Batch: 762798**

Analyte	MB MB		RL	MDL	Unit	D	Prepared	Analyzed	Dil Fac
	Result	Qualifier							
Potassium	<0.044		0.50	0.044	mg/L		02/10/23 05:56	02/11/23 11:15	1
Magnesium	<0.023		0.50	0.023	mg/L		02/10/23 05:56	02/11/23 11:15	1
Sodium	<0.20		0.50	0.20	mg/L		02/10/23 05:56	02/11/23 11:15	1

**Lab Sample ID: LCS 680-762798/2-A**  
**Matrix: Water**  
**Analysis Batch: 762951**

**Client Sample ID: Lab Control Sample**  
**Prep Type: Total Recoverable**  
**Prep Batch: 762798**

Analyte	Spike Added	LCS Result	LCS Qualifier	Unit	D	%Rec	%Rec Limits
Magnesium	5.01	4.96		mg/L		99	80 - 120
Sodium	5.05	4.95		mg/L		98	80 - 120

# QC Sample Results

Client: Southern Company  
Project/Site: Plant McIntosh Landfill 4

Job ID: 680-230302-2

## Method: 6020B - Metals (ICP/MS) (Continued)

**Lab Sample ID: 680-230302-21 MS**  
**Matrix: Water**  
**Analysis Batch: 762951**

**Client Sample ID: MCI-GWA-3**  
**Prep Type: Total Recoverable**  
**Prep Batch: 762798**

Analyte	Sample	Sample	Spike	MS	MS	Unit	D	%Rec	%Rec	
	Result	Qualifier	Added	Result	Qualifier				Limits	RPD
Potassium	0.77		6.97	7.48		mg/L		96	75 - 125	
Magnesium	0.39	J	5.01	5.31		mg/L		98	75 - 125	
Sodium	2.6		5.05	7.41		mg/L		95	75 - 125	

**Lab Sample ID: 680-230302-21 MSD**  
**Matrix: Water**  
**Analysis Batch: 762951**

**Client Sample ID: MCI-GWA-3**  
**Prep Type: Total Recoverable**  
**Prep Batch: 762798**

Analyte	Sample	Sample	Spike	MSD	MSD	Unit	D	%Rec	%Rec		RPD
	Result	Qualifier	Added	Result	Qualifier				Limits	RPD	Limit
Potassium	0.77		6.97	7.55		mg/L		97	75 - 125	1	20
Magnesium	0.39	J	5.01	5.34		mg/L		99	75 - 125	0	20
Sodium	2.6		5.05	7.53		mg/L		98	75 - 125	1	20

## Method: 2320B-2011 - Alkalinity, Total

**Lab Sample ID: MB 680-763528/4**  
**Matrix: Water**  
**Analysis Batch: 763528**

**Client Sample ID: Method Blank**  
**Prep Type: Total/NA**

Analyte	MB	MB	RL	MDL	Unit	D	Prepared	Analyzed	Dil Fac
	Result	Qualifier							
Total Alkalinity as CaCO3	<5.0		5.0	5.0	mg/L			02/14/23 17:57	1
Bicarbonate Alkalinity as CaCO3	<5.0		5.0	5.0	mg/L			02/14/23 17:57	1
Carbonate Alkalinity as CaCO3	<5.0		5.0	5.0	mg/L			02/14/23 17:57	1

**Lab Sample ID: LCS 680-763528/6**  
**Matrix: Water**  
**Analysis Batch: 763528**

**Client Sample ID: Lab Control Sample**  
**Prep Type: Total/NA**

Analyte	Spike	LCS	LCS	Unit	D	%Rec	%Rec	
							Added	Result
Total Alkalinity as CaCO3	250	249		mg/L		100	90 - 112	

**Lab Sample ID: LCSD 680-763528/31**  
**Matrix: Water**  
**Analysis Batch: 763528**

**Client Sample ID: Lab Control Sample Dup**  
**Prep Type: Total/NA**

Analyte	Spike	LCSD	LCSD	Unit	D	%Rec	%Rec		RPD
							Added	Result	Qualifier
Total Alkalinity as CaCO3	250	254		mg/L		101	90 - 112	2	30

**Lab Sample ID: 680-230302-16 DU**  
**Matrix: Water**  
**Analysis Batch: 763528**

**Client Sample ID: MCI-GWC-18**  
**Prep Type: Total/NA**

Analyte	Sample	Sample	DU	DU	Unit	D	RPD	RPD	
	Result	Qualifier	Result	Qualifier				Limit	Limit
Total Alkalinity as CaCO3	60		57.1		mg/L		6	6	30
Bicarbonate Alkalinity as CaCO3	60		57.1		mg/L		6	6	30
Carbonate Alkalinity as CaCO3	<5.0		<5.0		mg/L		NC	NC	30

# QC Sample Results

Client: Southern Company  
 Project/Site: Plant McIntosh Landfill 4

Job ID: 680-230302-2

## Method: 2320B-2011 - Alkalinity, Total (Continued)

**Lab Sample ID: MB 680-763529/4**  
**Matrix: Water**  
**Analysis Batch: 763529**

**Client Sample ID: Method Blank**  
**Prep Type: Total/NA**

Analyte	MB	MB	RL	MDL	Unit	D	Prepared	Analyzed	Dil Fac
	Result	Qualifier							
Total Alkalinity as CaCO3	<5.0		5.0	5.0	mg/L			02/14/23 23:21	1
Bicarbonate Alkalinity as CaCO3	<5.0		5.0	5.0	mg/L			02/14/23 23:21	1
Carbonate Alkalinity as CaCO3	<5.0		5.0	5.0	mg/L			02/14/23 23:21	1

**Lab Sample ID: LCS 680-763529/6**  
**Matrix: Water**  
**Analysis Batch: 763529**

**Client Sample ID: Lab Control Sample**  
**Prep Type: Total/NA**

Analyte	Spike Added	LCS	LCS	Unit	D	%Rec	%Rec Limits
		Result	Qualifier				
Total Alkalinity as CaCO3	250	248		mg/L		99	90 - 112

**Lab Sample ID: LCSD 680-763529/31**  
**Matrix: Water**  
**Analysis Batch: 763529**

**Client Sample ID: Lab Control Sample Dup**  
**Prep Type: Total/NA**

Analyte	Spike Added	LCSD	LCSD	Unit	D	%Rec	%Rec Limits	RPD	RPD
		Result	Qualifier					RPD	Limit
Total Alkalinity as CaCO3	250	254		mg/L		101	90 - 112	2	30

**Lab Sample ID: 680-230302-24 DU**  
**Matrix: Water**  
**Analysis Batch: 763529**

**Client Sample ID: MCI-GWC-21**  
**Prep Type: Total/NA**

Analyte	Sample	Sample	DU	DU	Unit	D	RPD	RPD
	Result	Qualifier	Result	Qualifier				Limit
Total Alkalinity as CaCO3	8.9		5.61	F5	mg/L		46	30
Bicarbonate Alkalinity as CaCO3	8.9		5.61	F5	mg/L		46	30
Carbonate Alkalinity as CaCO3	<5.0		<5.0		mg/L		NC	30

# QC Association Summary

Client: Southern Company  
 Project/Site: Plant McIntosh Landfill 4

Job ID: 680-230302-2

## Metals

### Prep Batch: 762797

Lab Sample ID	Client Sample ID	Prep Type	Matrix	Method	Prep Batch
680-230302-1	MCI-GWA-4A	Total Recoverable	Water	3005A	
680-230302-2	MCI-LF4-GWA-5	Total Recoverable	Water	3005A	
680-230302-3	MCI-GWC-19	Total Recoverable	Water	3005A	
680-230302-5	MCI-GWC-20	Total Recoverable	Water	3005A	
680-230302-7	MCI-GWC-11	Total Recoverable	Water	3005A	
680-230302-9	MCI-GWC-17	Total Recoverable	Water	3005A	
680-230302-11	MCI-GWC-9	Total Recoverable	Water	3005A	
680-230302-12	MCI-GWA-13	Total Recoverable	Water	3005A	
680-230302-13	MCI-GWA-14	Total Recoverable	Water	3005A	
680-230302-14	MCI-GWA-15	Total Recoverable	Water	3005A	
680-230302-15	MCI-GWA-16	Total Recoverable	Water	3005A	
680-230302-16	MCI-GWC-18	Total Recoverable	Water	3005A	
680-230302-18	MCI-GWC-12	Total Recoverable	Water	3005A	
680-230302-19	MCI-LF4-GWC-1	Total Recoverable	Water	3005A	
680-230302-20	MCI-LF4-GWA-2	Total Recoverable	Water	3005A	
MB 680-762797/1-A	Method Blank	Total Recoverable	Water	3005A	
LCS 680-762797/2-A	Lab Control Sample	Total Recoverable	Water	3005A	
680-230302-1 MS	MCI-GWA-4A	Total Recoverable	Water	3005A	
680-230302-1 MSD	MCI-GWA-4A	Total Recoverable	Water	3005A	

### Prep Batch: 762798

Lab Sample ID	Client Sample ID	Prep Type	Matrix	Method	Prep Batch
680-230302-21	MCI-GWA-3	Total Recoverable	Water	3005A	
680-230302-23	MCI-GWC-10	Total Recoverable	Water	3005A	
680-230302-24	MCI-GWC-21	Total Recoverable	Water	3005A	
680-230302-25	MCI-GWC-23	Total Recoverable	Water	3005A	
MB 680-762798/1-A	Method Blank	Total Recoverable	Water	3005A	
LCS 680-762798/2-A	Lab Control Sample	Total Recoverable	Water	3005A	
680-230302-21 MS	MCI-GWA-3	Total Recoverable	Water	3005A	
680-230302-21 MSD	MCI-GWA-3	Total Recoverable	Water	3005A	

### Analysis Batch: 762951

Lab Sample ID	Client Sample ID	Prep Type	Matrix	Method	Prep Batch
680-230302-1	MCI-GWA-4A	Total Recoverable	Water	6020B	762797
680-230302-2	MCI-LF4-GWA-5	Total Recoverable	Water	6020B	762797
680-230302-3	MCI-GWC-19	Total Recoverable	Water	6020B	762797
680-230302-5	MCI-GWC-20	Total Recoverable	Water	6020B	762797
680-230302-7	MCI-GWC-11	Total Recoverable	Water	6020B	762797
680-230302-9	MCI-GWC-17	Total Recoverable	Water	6020B	762797
680-230302-11	MCI-GWC-9	Total Recoverable	Water	6020B	762797
680-230302-12	MCI-GWA-13	Total Recoverable	Water	6020B	762797
680-230302-13	MCI-GWA-14	Total Recoverable	Water	6020B	762797
680-230302-14	MCI-GWA-15	Total Recoverable	Water	6020B	762797
680-230302-15	MCI-GWA-16	Total Recoverable	Water	6020B	762797
680-230302-16	MCI-GWC-18	Total Recoverable	Water	6020B	762797
680-230302-18	MCI-GWC-12	Total Recoverable	Water	6020B	762797
680-230302-19	MCI-LF4-GWC-1	Total Recoverable	Water	6020B	762797
680-230302-20	MCI-LF4-GWA-2	Total Recoverable	Water	6020B	762797
680-230302-21	MCI-GWA-3	Total Recoverable	Water	6020B	762798
680-230302-23	MCI-GWC-10	Total Recoverable	Water	6020B	762798
680-230302-24	MCI-GWC-21	Total Recoverable	Water	6020B	762798

Eurofins Savannah



# QC Association Summary

Client: Southern Company  
 Project/Site: Plant McIntosh Landfill 4

Job ID: 680-230302-2

## Metals (Continued)

### Analysis Batch: 762951 (Continued)

Lab Sample ID	Client Sample ID	Prep Type	Matrix	Method	Prep Batch
680-230302-25	MCI-GWC-23	Total Recoverable	Water	6020B	762798
MB 680-762797/1-A	Method Blank	Total Recoverable	Water	6020B	762797
MB 680-762798/1-A	Method Blank	Total Recoverable	Water	6020B	762798
LCS 680-762797/2-A	Lab Control Sample	Total Recoverable	Water	6020B	762797
LCS 680-762798/2-A	Lab Control Sample	Total Recoverable	Water	6020B	762798
680-230302-1 MS	MCI-GWA-4A	Total Recoverable	Water	6020B	762797
680-230302-1 MSD	MCI-GWA-4A	Total Recoverable	Water	6020B	762797
680-230302-21 MS	MCI-GWA-3	Total Recoverable	Water	6020B	762798
680-230302-21 MSD	MCI-GWA-3	Total Recoverable	Water	6020B	762798

## General Chemistry

### Analysis Batch: 763528

Lab Sample ID	Client Sample ID	Prep Type	Matrix	Method	Prep Batch
680-230302-1	MCI-GWA-4A	Total/NA	Water	2320B-2011	
680-230302-2	MCI-LF4-GWA-5	Total/NA	Water	2320B-2011	
680-230302-9	MCI-GWC-17	Total/NA	Water	2320B-2011	
680-230302-11	MCI-GWC-9	Total/NA	Water	2320B-2011	
680-230302-12	MCI-GWA-13	Total/NA	Water	2320B-2011	
680-230302-13	MCI-GWA-14	Total/NA	Water	2320B-2011	
680-230302-14	MCI-GWA-15	Total/NA	Water	2320B-2011	
680-230302-15	MCI-GWA-16	Total/NA	Water	2320B-2011	
680-230302-16	MCI-GWC-18	Total/NA	Water	2320B-2011	
680-230302-25	MCI-GWC-23	Total/NA	Water	2320B-2011	
MB 680-763528/4	Method Blank	Total/NA	Water	2320B-2011	
LCS 680-763528/6	Lab Control Sample	Total/NA	Water	2320B-2011	
LCSD 680-763528/31	Lab Control Sample Dup	Total/NA	Water	2320B-2011	
680-230302-16 DU	MCI-GWC-18	Total/NA	Water	2320B-2011	

### Analysis Batch: 763529

Lab Sample ID	Client Sample ID	Prep Type	Matrix	Method	Prep Batch
680-230302-3	MCI-GWC-19	Total/NA	Water	2320B-2011	
680-230302-5	MCI-GWC-20	Total/NA	Water	2320B-2011	
680-230302-7	MCI-GWC-11	Total/NA	Water	2320B-2011	
680-230302-18	MCI-GWC-12	Total/NA	Water	2320B-2011	
680-230302-19	MCI-LF4-GWC-1	Total/NA	Water	2320B-2011	
680-230302-20	MCI-LF4-GWA-2	Total/NA	Water	2320B-2011	
680-230302-21	MCI-GWA-3	Total/NA	Water	2320B-2011	
680-230302-23	MCI-GWC-10	Total/NA	Water	2320B-2011	
680-230302-24	MCI-GWC-21	Total/NA	Water	2320B-2011	
MB 680-763529/4	Method Blank	Total/NA	Water	2320B-2011	
LCS 680-763529/6	Lab Control Sample	Total/NA	Water	2320B-2011	
LCSD 680-763529/31	Lab Control Sample Dup	Total/NA	Water	2320B-2011	
680-230302-24 DU	MCI-GWC-21	Total/NA	Water	2320B-2011	

# Lab Chronicle

Client: Southern Company  
Project/Site: Plant McIntosh Landfill 4

Job ID: 680-230302-2

**Client Sample ID: MCI-GWA-4A**

**Lab Sample ID: 680-230302-1**

Date Collected: 02/07/23 11:25

Matrix: Water

Date Received: 02/09/23 10:01

Prep Type	Batch Type	Batch Method	Run	Dil Factor	Initial Amount	Final Amount	Batch Number	Prepared or Analyzed	Analyst	Lab
Total Recoverable	Prep	3005A			25 mL	125 mL	762797	02/10/23 05:52	RR	EET SAV
Total Recoverable	Analysis	6020B		1			762951	02/10/23 18:26	BWR	EET SAV
		Instrument ID: ICPMSC								
Total/NA	Analysis	2320B-2011		1			763528	02/14/23 18:49	PG	EET SAV
		Instrument ID: MANTECH 2								

**Client Sample ID: MCI-LF4-GWA-5**

**Lab Sample ID: 680-230302-2**

Date Collected: 02/07/23 09:50

Matrix: Water

Date Received: 02/09/23 10:01

Prep Type	Batch Type	Batch Method	Run	Dil Factor	Initial Amount	Final Amount	Batch Number	Prepared or Analyzed	Analyst	Lab
Total Recoverable	Prep	3005A			25 mL	125 mL	762797	02/10/23 05:52	RR	EET SAV
Total Recoverable	Analysis	6020B		1			762951	02/10/23 18:38	BWR	EET SAV
		Instrument ID: ICPMSC								
Total/NA	Analysis	2320B-2011		1			763528	02/14/23 19:37	PG	EET SAV
		Instrument ID: MANTECH 2								

**Client Sample ID: MCI-GWC-19**

**Lab Sample ID: 680-230302-3**

Date Collected: 02/08/23 10:10

Matrix: Water

Date Received: 02/09/23 10:01

Prep Type	Batch Type	Batch Method	Run	Dil Factor	Initial Amount	Final Amount	Batch Number	Prepared or Analyzed	Analyst	Lab
Total Recoverable	Prep	3005A			25 mL	125 mL	762797	02/10/23 05:52	RR	EET SAV
Total Recoverable	Analysis	6020B		1			762951	02/10/23 18:42	BWR	EET SAV
		Instrument ID: ICPMSC								
Total/NA	Analysis	2320B-2011		1			763529	02/15/23 00:36	PG	EET SAV
		Instrument ID: MANTECH 2								

**Client Sample ID: MCI-GWC-20**

**Lab Sample ID: 680-230302-5**

Date Collected: 02/08/23 11:20

Matrix: Water

Date Received: 02/09/23 10:01

Prep Type	Batch Type	Batch Method	Run	Dil Factor	Initial Amount	Final Amount	Batch Number	Prepared or Analyzed	Analyst	Lab
Total Recoverable	Prep	3005A			25 mL	125 mL	762797	02/10/23 05:52	RR	EET SAV
Total Recoverable	Analysis	6020B		1			762951	02/10/23 18:50	BWR	EET SAV
		Instrument ID: ICPMSC								
Total/NA	Analysis	2320B-2011		1			763529	02/15/23 00:19	PG	EET SAV
		Instrument ID: MANTECH 2								

# Lab Chronicle

Client: Southern Company  
Project/Site: Plant McIntosh Landfill 4

Job ID: 680-230302-2

**Client Sample ID: MCI-GWC-11**

**Lab Sample ID: 680-230302-7**

Date Collected: 02/08/23 14:35

Matrix: Water

Date Received: 02/09/23 10:01

Prep Type	Batch Type	Batch Method	Run	Dil Factor	Initial Amount	Final Amount	Batch Number	Prepared or Analyzed	Analyst	Lab
Total Recoverable	Prep	3005A			25 mL	125 mL	762797	02/10/23 05:52	RR	EET SAV
Total Recoverable	Analysis	6020B		1			762951	02/10/23 19:06	BWR	EET SAV
		Instrument ID: ICPMSC								
Total/NA	Analysis	2320B-2011		1			763529	02/15/23 00:27	PG	EET SAV
		Instrument ID: MANTECH 2								

**Client Sample ID: MCI-GWC-17**

**Lab Sample ID: 680-230302-9**

Date Collected: 02/08/23 14:45

Matrix: Water

Date Received: 02/09/23 10:01

Prep Type	Batch Type	Batch Method	Run	Dil Factor	Initial Amount	Final Amount	Batch Number	Prepared or Analyzed	Analyst	Lab
Total Recoverable	Prep	3005A			25 mL	125 mL	762797	02/10/23 05:52	RR	EET SAV
Total Recoverable	Analysis	6020B		1			762951	02/10/23 19:15	BWR	EET SAV
		Instrument ID: ICPMSC								
Total/NA	Analysis	2320B-2011		1			763528	02/14/23 18:55	PG	EET SAV
		Instrument ID: MANTECH 2								

**Client Sample ID: MCI-GWC-9**

**Lab Sample ID: 680-230302-11**

Date Collected: 02/08/23 11:10

Matrix: Water

Date Received: 02/09/23 10:01

Prep Type	Batch Type	Batch Method	Run	Dil Factor	Initial Amount	Final Amount	Batch Number	Prepared or Analyzed	Analyst	Lab
Total Recoverable	Prep	3005A			25 mL	125 mL	762797	02/10/23 05:52	RR	EET SAV
Total Recoverable	Analysis	6020B		1			762951	02/10/23 19:23	BWR	EET SAV
		Instrument ID: ICPMSC								
Total/NA	Analysis	2320B-2011		1			763528	02/14/23 19:03	PG	EET SAV
		Instrument ID: MANTECH 2								

**Client Sample ID: MCI-GWA-13**

**Lab Sample ID: 680-230302-12**

Date Collected: 02/06/23 16:35

Matrix: Water

Date Received: 02/09/23 10:01

Prep Type	Batch Type	Batch Method	Run	Dil Factor	Initial Amount	Final Amount	Batch Number	Prepared or Analyzed	Analyst	Lab
Total Recoverable	Prep	3005A			25 mL	125 mL	762797	02/10/23 05:52	RR	EET SAV
Total Recoverable	Analysis	6020B		1			762951	02/10/23 19:27	BWR	EET SAV
		Instrument ID: ICPMSC								
Total/NA	Analysis	2320B-2011		1			763528	02/14/23 19:30	PG	EET SAV
		Instrument ID: MANTECH 2								

# Lab Chronicle

Client: Southern Company  
Project/Site: Plant McIntosh Landfill 4

Job ID: 680-230302-2

**Client Sample ID: MCI-GWA-14**

**Lab Sample ID: 680-230302-13**

Date Collected: 02/07/23 09:40

Matrix: Water

Date Received: 02/09/23 10:01

Prep Type	Batch Type	Batch Method	Run	Dil Factor	Initial Amount	Final Amount	Batch Number	Prepared or Analyzed	Analyst	Lab
Total Recoverable	Prep	3005A			25 mL	125 mL	762797	02/10/23 05:52	RR	EET SAV
Total Recoverable	Analysis	6020B		1			762951	02/10/23 19:31	BWR	EET SAV
		Instrument ID: ICPMSC								
Total/NA	Analysis	2320B-2011		1			763528	02/14/23 19:23	PG	EET SAV
		Instrument ID: MANTECH 2								

**Client Sample ID: MCI-GWA-15**

**Lab Sample ID: 680-230302-14**

Date Collected: 02/07/23 10:35

Matrix: Water

Date Received: 02/09/23 10:01

Prep Type	Batch Type	Batch Method	Run	Dil Factor	Initial Amount	Final Amount	Batch Number	Prepared or Analyzed	Analyst	Lab
Total Recoverable	Prep	3005A			25 mL	125 mL	762797	02/10/23 05:52	RR	EET SAV
Total Recoverable	Analysis	6020B		1			762951	02/10/23 19:35	BWR	EET SAV
		Instrument ID: ICPMSC								
Total/NA	Analysis	2320B-2011		1			763528	02/14/23 19:10	PG	EET SAV
		Instrument ID: MANTECH 2								

**Client Sample ID: MCI-GWA-16**

**Lab Sample ID: 680-230302-15**

Date Collected: 02/07/23 11:30

Matrix: Water

Date Received: 02/09/23 10:01

Prep Type	Batch Type	Batch Method	Run	Dil Factor	Initial Amount	Final Amount	Batch Number	Prepared or Analyzed	Analyst	Lab
Total Recoverable	Prep	3005A			25 mL	125 mL	762797	02/10/23 05:52	RR	EET SAV
Total Recoverable	Analysis	6020B		1			762951	02/10/23 19:39	BWR	EET SAV
		Instrument ID: ICPMSC								
Total/NA	Analysis	2320B-2011		1			763528	02/14/23 19:17	PG	EET SAV
		Instrument ID: MANTECH 2								

**Client Sample ID: MCI-GWC-18**

**Lab Sample ID: 680-230302-16**

Date Collected: 02/07/23 16:35

Matrix: Water

Date Received: 02/09/23 10:01

Prep Type	Batch Type	Batch Method	Run	Dil Factor	Initial Amount	Final Amount	Batch Number	Prepared or Analyzed	Analyst	Lab
Total Recoverable	Prep	3005A			25 mL	125 mL	762797	02/10/23 05:52	RR	EET SAV
Total Recoverable	Analysis	6020B		1			762951	02/10/23 19:43	BWR	EET SAV
		Instrument ID: ICPMSC								
Total/NA	Analysis	2320B-2011		1			763528	02/14/23 20:08	PG	EET SAV
		Instrument ID: MANTECH 2								

# Lab Chronicle

Client: Southern Company  
 Project/Site: Plant McIntosh Landfill 4

Job ID: 680-230302-2

**Client Sample ID: MCI-GWC-12**

**Lab Sample ID: 680-230302-18**

Date Collected: 02/07/23 16:15

Matrix: Water

Date Received: 02/09/23 10:01

Prep Type	Batch Type	Batch Method	Run	Dil Factor	Initial Amount	Final Amount	Batch Number	Prepared or Analyzed	Analyst	Lab
Total Recoverable	Prep	3005A			25 mL	125 mL	762797	02/10/23 05:52	RR	EET SAV
Total Recoverable	Analysis	6020B		1			762951	02/10/23 19:59	BWR	EET SAV
		Instrument ID: ICPMSC								
Total/NA	Analysis	2320B-2011		1			763529	02/15/23 00:49	PG	EET SAV
		Instrument ID: MANTECH 2								

**Client Sample ID: MCI-LF4-GWC-1**

**Lab Sample ID: 680-230302-19**

Date Collected: 02/07/23 15:20

Matrix: Water

Date Received: 02/09/23 10:01

Prep Type	Batch Type	Batch Method	Run	Dil Factor	Initial Amount	Final Amount	Batch Number	Prepared or Analyzed	Analyst	Lab
Total Recoverable	Prep	3005A			25 mL	125 mL	762797	02/10/23 05:52	RR	EET SAV
Total Recoverable	Analysis	6020B		1			762951	02/10/23 20:04	BWR	EET SAV
		Instrument ID: ICPMSC								
Total/NA	Analysis	2320B-2011		1			763529	02/15/23 00:43	PG	EET SAV
		Instrument ID: MANTECH 2								

**Client Sample ID: MCI-LF4-GWA-2**

**Lab Sample ID: 680-230302-20**

Date Collected: 02/07/23 14:05

Matrix: Water

Date Received: 02/09/23 10:01

Prep Type	Batch Type	Batch Method	Run	Dil Factor	Initial Amount	Final Amount	Batch Number	Prepared or Analyzed	Analyst	Lab
Total Recoverable	Prep	3005A			25 mL	125 mL	762797	02/10/23 05:52	RR	EET SAV
Total Recoverable	Analysis	6020B		1			762951	02/10/23 20:08	BWR	EET SAV
		Instrument ID: ICPMSC								
Total/NA	Analysis	2320B-2011		1			763529	02/15/23 00:55	PG	EET SAV
		Instrument ID: MANTECH 2								

**Client Sample ID: MCI-GWA-3**

**Lab Sample ID: 680-230302-21**

Date Collected: 02/07/23 12:35

Matrix: Water

Date Received: 02/09/23 10:01

Prep Type	Batch Type	Batch Method	Run	Dil Factor	Initial Amount	Final Amount	Batch Number	Prepared or Analyzed	Analyst	Lab
Total Recoverable	Prep	3005A			25 mL	125 mL	762798	02/10/23 05:56	RR	EET SAV
Total Recoverable	Analysis	6020B		1			762951	02/10/23 22:02	BWR	EET SAV
		Instrument ID: ICPMSC								
Total/NA	Analysis	2320B-2011		1			763529	02/15/23 00:12	PG	EET SAV
		Instrument ID: MANTECH 2								



# Lab Chronicle

Client: Southern Company  
Project/Site: Plant McIntosh Landfill 4

Job ID: 680-230302-2

**Client Sample ID: MCI-GWC-10**

**Lab Sample ID: 680-230302-23**

Date Collected: 02/08/23 09:50

Matrix: Water

Date Received: 02/09/23 10:01

Prep Type	Batch Type	Batch Method	Run	Dil Factor	Initial Amount	Final Amount	Batch Number	Prepared or Analyzed	Analyst	Lab
Total Recoverable	Prep	3005A			25 mL	125 mL	762798	02/10/23 05:56	RR	EET SAV
Total Recoverable	Analysis	6020B		1			762951	02/10/23 22:18	BWR	EET SAV
Instrument ID: ICPMSC										
Total/NA	Analysis	2320B-2011		1			763529	02/15/23 01:05	PG	EET SAV
Instrument ID: MANTECH 2										

**Client Sample ID: MCI-GWC-21**

**Lab Sample ID: 680-230302-24**

Date Collected: 02/08/23 14:15

Matrix: Water

Date Received: 02/09/23 10:01

Prep Type	Batch Type	Batch Method	Run	Dil Factor	Initial Amount	Final Amount	Batch Number	Prepared or Analyzed	Analyst	Lab
Total Recoverable	Prep	3005A			25 mL	125 mL	762798	02/10/23 05:56	RR	EET SAV
Total Recoverable	Analysis	6020B		1			762951	02/10/23 22:22	BWR	EET SAV
Instrument ID: ICPMSC										
Total/NA	Analysis	2320B-2011		1			763529	02/15/23 01:33	PG	EET SAV
Instrument ID: MANTECH 2										

**Client Sample ID: MCI-GWC-23**

**Lab Sample ID: 680-230302-25**

Date Collected: 02/08/23 12:40

Matrix: Water

Date Received: 02/09/23 10:01

Prep Type	Batch Type	Batch Method	Run	Dil Factor	Initial Amount	Final Amount	Batch Number	Prepared or Analyzed	Analyst	Lab
Total Recoverable	Prep	3005A			25 mL	125 mL	762798	02/10/23 05:56	RR	EET SAV
Total Recoverable	Analysis	6020B		1			762951	02/10/23 22:26	BWR	EET SAV
Instrument ID: ICPMSC										
Total/NA	Analysis	2320B-2011		1			763528	02/14/23 20:24	PG	EET SAV
Instrument ID: MANTECH 2										

**Laboratory References:**

EET SAV = Eurofins Savannah, 5102 LaRoche Avenue, Savannah, GA 31404, TEL (912)354-7858

# Accreditation/Certification Summary

Client: Southern Company  
 Project/Site: Plant McIntosh Landfill 4

Job ID: 680-230302-2

## Laboratory: Eurofins Savannah

The accreditations/certifications listed below are applicable to this report.

Authority	Program	Identification Number	Expiration Date
Alabama	State	41450	06-30-23
ANAB	Dept. of Defense ELAP	L2463	09-22-24
Arkansas DEQ	State	19-015-0	02-01-23 *
California	State	2939	06-30-22 *
Connecticut	State	PH-0161	03-31-23
Florida	NELAP	E87052	06-30-23
Georgia	State	E87052	06-30-23
Georgia (DW)	State	803	06-30-23
Guam	State	19-007R	04-17-23
Hawaii	State	<cert No.>	06-30-23
Illinois	NELAP	200022	11-30-23
Indiana	State	C-GA-02	06-30-23
Iowa	State	353	07-01-23
Kentucky (UST)	State	NA	06-30-23
Louisiana (All)	NELAP	30690	06-30-23
Louisiana (DW)	State	LA009	12-31-23
Maine	State	GA00006	09-25-24
Maryland	State	250	12-31-23
Massachusetts	State	M-GA006	06-30-23
Michigan	State	9925	06-30-23
Mississippi	State	<cert No.>	06-30-23
Nebraska	State	NE-OS-7-04	06-30-23
New Jersey	NELAP	GA769	06-30-23
New Mexico	State	GA00006	06-30-23
New York	NELAP	10842	04-01-23
North Carolina (DW)	State	13701	07-31-23
North Carolina (WW/SW)	State	269	12-31-23
Pennsylvania	NELAP	68-00474	06-30-23
Puerto Rico	State	GA00006	01-01-24
South Carolina	State	98001	06-30-23
Tennessee	State	TN02961	06-30-23
Texas	NELAP	T1047004185-19-14	11-30-23
Texas	TCEQ Water Supply	T104704185	06-30-23
USDA	US Federal Programs	P330-18-00313	09-03-24
Virginia	NELAP	460161	06-14-23
Wisconsin	State	999819810	08-31-23

\* Accreditation/Certification renewal pending - accreditation/certification considered valid.

# Method Summary

Client: Southern Company  
Project/Site: Plant McIntosh Landfill 4

Job ID: 680-230302-2

Method	Method Description	Protocol	Laboratory
6020B	Metals (ICP/MS)	SW846	EET SAV
2320B-2011	Alkalinity, Total	SM	EET SAV
3005A	Preparation, Total Recoverable or Dissolved Metals	SW846	EET SAV

**Protocol References:**

SM = "Standard Methods For The Examination Of Water And Wastewater"

SW846 = "Test Methods For Evaluating Solid Waste, Physical/Chemical Methods", Third Edition, November 1986 And Its Updates.

**Laboratory References:**

EET SAV = Eurofins Savannah, 5102 LaRoche Avenue, Savannah, GA 31404, TEL (912)354-7858



**Eurofins TestAmerica, Savannah**


5102 LaRoche Avenue  
Savannah, GA 31404  
Phone (912) 354-7858 Fax (912) 352-0165

**Chain of Custody Record**



Environment Testing  
America

<b>Client Information</b>		Sampler: <i>S. Barrios M. T. Johnson</i> ACC		Lab PM: Fuller, David		Carrier Tracking No(s):		COC No.	
Client Contact: SCS Contacts		Phone: <i>770-544-5449</i>		E-Mail: <i>david.fuller@et.eurofinsus.com</i>				Page: <i>1 of 2</i>	
Company: GA Power		Address: 241 Ralph McGill Blvd SE		City: Atlanta		State Zip: GA, 30308		Due Date Requested:	
Phone: 404-506-7116(Tel)		Email: SCS Contacts / ACC Contacts		Project Name: Plant McIntosh Landfill 4		Site: Georgia		Analysis Requested	
Lab Project #: <b>68027732</b>		PO #:		Project #:		SSOW#:		Preservation Codes	
Sample Identification		Sample Date (mm/dd/yy)	Sample Time (hhmm)	Sample Type (C=comp, G=grab)	Matrix (WG=ground water, WS=surface water, WQ=quality control)	Field Filtered Sample (Yes or No)	Perform MS/MSD (Yes or No)	Cations: Mg Na,K	Total Number of containers
				Preservation Code:					
MCI- <i>GwA-13</i>	<i>02/06/23</i>	<i>1635</i>	G	WG	N	N	✓	✓	2
MCI- <i>GwA-14</i>	<i>02/07/23</i>	<i>0940</i>	G	WG	N	N	✓	✓	2
MCI- <i>GwA-15</i>	<i>02/07/23</i>	<i>1035</i>	G	WG	N	N	✓	✓	2
MCI- <i>GwA-16</i>	<i>02/07/23</i>	<i>1130</i>	G	WG	N	N	✓	✓	2
MCI- <i>GwC-18</i>	<i>02/07/23</i>	<i>1635</i>	G	WG	N	N	✓	✓	2
MCI- <i>GwC-12</i>	<i>02/07/23</i>	<i>1615</i>	G	WG	N	N	✓	✓	2
MCI- <i>LF4-GwC-1</i>	<i>02/07/23</i>	<i>1520</i>	G	WG	N	N	✓	✓	2
MCI- <i>LF4-GwA-2</i>	<i>02/07/23</i>	<i>1405</i>	G	WG	N	N	✓	✓	2
MCI- <i>GwA-3</i>	<i>02/07/23</i>	<i>1235</i>	G	WG	N	N	✓	✓	2
MCI- <i>GwA-4A</i>	<i>02/07/23</i>	<i>1125</i>	G	WG	N	N	✓	✓	2
MCI- <i>LF4-GwA-5</i>	<i>02/07/23</i>	<i>0950</i>	G	WG	N	N	✓	✓	2
Possible Hazard Identification		Sample Disposal ( A fee may be		are retained longer than 1 month)					
<input type="checkbox"/> Non-Hazard <input type="checkbox"/> Flammable <input type="checkbox"/> Skin Irritant <input type="checkbox"/> Poison B <input checked="" type="checkbox"/> Unknown <input type="checkbox"/> Radiological		<input type="checkbox"/> Return To Client <input checked="" type="checkbox"/>		<input type="checkbox"/> Archive For _____ Months					
Deliverable Requested I, II, III, IV, Other (specify)		Special Instructions/QC Requirements		Additional Cations		magnesium, sodium, potassium			
Empty Kit Relinquished by		Date		Time		Method of Shipment:			
Relinquished by: <i>[Signature]</i>		Date/Time: <i>2-9-23 / 0845</i>		Company: <i>ACC</i>		Received by: <i>[Signature]</i>		Date/Time: <i>2-9-23 / 0845</i> Company: <i>ACC</i>	
Relinquished by: <i>[Signature]</i>		Date/Time: <i>2-9-23 / 1001</i>		Company: <i>ACC</i>		Received by: <i>[Signature]</i>		Date/Time: <i>2/9/23 1001</i> Company:	
Relinquished by:		Date/Time:		Company:		Received by:		Date/Time:	
Custody Seals Intact Δ Yes Δ No		Custody Seal No		Page 25 of 27		Cooler Temperature(s) °C and Other Remarks.		2/21/2023	



1  
2  
3  
4  
5  
6  
7  
8  
9  
10  
11  
12

**Eurofins TestAmerica, Savannah**

5102 LaRoche Avenue  
Savannah, GA 31404  
Phone (912) 354-7858 Fax (912) 352-0165

**Chain of Custody Record**



Environment Testing  
America

<b>Client Information</b>		Sampler: <i>J. Burris / T. Johnson</i> ACC		Lab PM Fuller, David		Carrier Tracking No(s)		COC No	
Client Contact SCS Contacts		Phone <i>770-594-5998</i>		E-Mail david.fuller@et.eurofinsus.com				Page <i>2 of 2</i>	
Company GA Power		Address 241 Ralph McGill Blvd SE		City Atlanta		State Zip GA, 30308		Due Date Requested	
Phone 404-506-7116(Tel)		Email SCS Contacts / ACC Contacts		Project Name Plant McIntosh Landfill 4		Site Georgia		TAT Requested (days) <i>Standard</i>	
Lab Project # 68027732		PO #		Project #		SSOW#		Analysis Requested	
Sample Identification		Sample Date (mm/dd/yy)	Sample Time (hhmm)	Sample Type (C=Comp, G=grab)	Matrix (WG=ground water, WS=surface water, WQ=quality control)	Field Filtered Sample (Yes or No)	Perform MS/MSD (Yes or No)	Cations: Mg Na K	Total Number of Containers
Preservation Code									
MCI- <i>6wC-19</i>		<i>02/08/23</i>	<i>1010</i>	G	WG	N	N	✓	✓
MCI- <i>6wC-20</i>		<i>02/08/23</i>	<i>1120</i>	G	WG	N	N	✓	✓
MCI- <i>6wC-11</i>		<i>02/08/23</i>	<i>1435</i>	G	WG	N	N	✓	✓
MCI- <i>6wC-17</i>		<i>02/08/23</i>	<i>1445</i>	G	WG	N	N	✓	✓
MCI- <i>6wC-9</i>		<i>02/08/23</i>	<i>1110</i>	G	WG	N	N	✓	✓
MCI- <i>6wC-10</i>		<i>02/08/23</i>	<i>0950</i>	G	WG	N	N	✓	✓
MCI- <i>6wC-21</i>		<i>02/08/23</i>	<i>1415</i>	G	WG	N	N	✓	✓
MCI- <i>6wC-23</i>		<i>02/08/23</i>	<i>1240</i>	G	WG	N	N	✓	✓
MCI-				G	WG	N	N		
MCI-				G	WG	N	N		
MCI-				G	WG	N	N		
Possible Hazard Identification <input type="checkbox"/> Non-Hazard <input type="checkbox"/> Flammable <input type="checkbox"/> Skin Irritant <input type="checkbox"/> Poison B <input checked="" type="checkbox"/> Unknown <input type="checkbox"/> Radiological					Sample Disposal (A fee may be assessed if samples are retained longer than 1 month) <input type="checkbox"/> Return To Client <input checked="" type="checkbox"/> Disposal By Lab <input type="checkbox"/> Archive For _____ Months				
Deliverable Requested I, II, III, IV, Other (specify)					Special Instructions/QC Requirements Additional Cations magnesium, sodium, potassium				
Empty Kit Relinquished by		Date		Time		Method of Shipment:			
Relinquished by: <i>[Signature]</i> ACC		Date/Time: <i>2-9-23 / 10845</i>		Company: ACC		Received by: <i>[Signature]</i>		Date/Time: <i>2-9-23 / 10845</i>	
Relinquished by: <i>[Signature]</i>		Date/Time: <i>2-9-23 / 1001</i>		Company: ACC		Received by: <i>[Signature]</i>		Date/Time: <i>2/9/23 1001</i>	
Relinquished by:		Date/Time:		Company:		Received by:		Date/Time:	
Custody Seals Intact Δ Yes Δ No		Custody Seal No		Cooler Temperature(s) °C and Other Remarks					





## Login Sample Receipt Checklist

Client: Southern Company

Job Number: 680-230302-2

**Login Number: 230302**

**List Number: 1**

**Creator: Sims, Robert D**

**List Source: Eurofins Savannah**

Question	Answer	Comment
Radioactivity wasn't checked or is <=/ background as measured by a survey meter.	N/A	
The cooler's custody seal, if present, is intact.	True	
Sample custody seals, if present, are intact.	True	
The cooler or samples do not appear to have been compromised or tampered with.	True	
Samples were received on ice.	True	
Cooler Temperature is acceptable.	True	
Cooler Temperature is recorded.	True	
COC is present.	True	
COC is filled out in ink and legible.	True	
COC is filled out with all pertinent information.	True	
Is the Field Sampler's name present on COC?	True	
There are no discrepancies between the containers received and the COC.	True	
Samples are received within Holding Time (excluding tests with immediate HTs)	True	
Sample containers have legible labels.	True	
Containers are not broken or leaking.	True	
Sample collection date/times are provided.	True	
Appropriate sample containers are used.	True	
Sample bottles are completely filled.	True	
Sample Preservation Verified.	N/A	
There is sufficient vol. for all requested analyses, incl. any requested MS/MSDs	True	
Containers requiring zero headspace have no headspace or bubble is <6mm (1/4").	N/A	
Multiphasic samples are not present.	True	
Samples do not require splitting or compositing.	True	
Residual Chlorine Checked.	N/A	

**LEVEL 2A LABORATORY DATA VALIDATIONS**

**McIntosh Landfill No. 4**

**Semiannual Event**

**February 2023**

## **Georgia Power Company – McIntosh Landfill 4**

### **Quality Control Review of Analytical Data – February 2023**

This narrative presents results of the Quality Control (QC) data review performed on analytical data submitted by Eurofins Environment Testing America, Savannah for groundwater samples collected at McIntosh Landfill 4 (LF4) between February 6, 2023 and February 8, 2023. The chemical data were reviewed to identify quality issues which could affect the use of the data for decision-making purposes.

Information regarding the primary sample locations, analytical parameters, QC samples, sampling dates, and laboratory sample delivery group (SDG) designations is summarized in Table 1 of this Appendix. SDG 680-230302-1 was revised to correct errant metals data after reanalysis of the sample from MCI-GWC-12.

In accordance with groundwater monitoring and corrective action procedures discussed in Title 40 Code of Federal Regulations (CFR), Subpart D – Standards for the Disposal of Coal Combustion Residuals in Landfills and Surface Impoundments, the samples were analyzed for detection monitoring constituents listed in 40 CFR, Part 257, Appendix III and permit-required state metals. Test methods included Inductively Coupled Plasma – Mass Spectrometry (USEPA Method 6020B), Determination of Inorganic Anions (USEPA Method 300.0), and Solids in Water (Standard Methods 2540C).

Data were reviewed in accordance with the US EPA Region IV Data Validation Standard Operating Procedures for Contract Laboratory Program Inorganic Data by Inductively Coupled Plasma – Atomic Emission Spectroscopy and Inductively Coupled Plasma – Mass Spectroscopy (September 2011, Rev. 2.0)<sup>1</sup> and the National Functional Guidelines for Inorganic Superfund Methods Data Review (January 2017)<sup>2</sup>. The review included an assessment of the results for completeness, precision (laboratory duplicate recoveries and matrix spike/matrix spike duplicate recoveries), accuracy (laboratory control samples and matrix spike samples), and blank contamination (field, equipment, and laboratory blanks). Sample receipt conditions, holding times, and chains of custody were reviewed. If there was a discrepancy between the QC criteria in the guidelines and the QC criterion established in the analytical methodology, method-specific criteria or professional judgment were used.

## DATA QUALITY OBJECTIVES

<b>Laboratory Precision:</b>	Laboratory goals for precision were met.
<b>Field Precision:</b>	Field goals for precision were met, except for chromium and nickel from MCI-GWC-12 (680-230302-18) as described in the qualifications section below.
<b>Accuracy:</b>	Laboratory goals for accuracy were met.
<b>Detection Limits:</b>	Project goals for detection limits were met.
<b>Completeness:</b>	There were no rejected analytical results for this event, resulting in a completion of 100%.
<b>Holding Times:</b>	Holding time requirements were met.

## QUALIFICATIONS

In general, chemical results for the samples collected at the site were qualified on the basis of low precision or low accuracy or on the basis of professional judgment. The following definitions provide brief explanations of the qualifiers which may have been assigned to data by the laboratory during the validation process:

<b>J:</b>	The analyte was positively identified above the method detection limit; however, the associated numerical value is the approximate concentration of the analyte in the sample.
<b>ND:</b>	The analyte was not detected above the method detection limit.

The data generated as part of this sampling event met the QC criteria established in the respective analytical methods and data validation guidelines except as specified below. The applied qualifications may not have been required for all samples collected at the site. A summary of sample qualifications can be found in Table 2 of this Appendix.

- Samples MCI-GWC-12 (680-230302-18) and MCI-LF4-FD-03 (680-230302-22) were qualified as estimated (J) for chromium and nickel as the relative percent differences (RPDs) exceeded QC criteria (26.1% and 37.6%, respectively, above the limit of 20).

Atlantic Coast Consulting, Inc. reviewed the laboratory data from McIntosh LF4 sampled between February 6, 2023 and February 8, 2023 in accordance with the analytical methods, the laboratory-specified QC criteria, and the guidelines. As described above, the results were acceptable for project use.

## **REFERENCES**

<sup>1</sup>US EPA, September 2011, Region 4, Science and Ecosystem Support Division, Quality Assurance Section, MTSB, Data Validation Standard Operating Procedures for Contract Laboratory Program Inorganic Data by Inductively Coupled Plasma – Atomic Emission Spectroscopy and Inductively Coupled Plasma – Mass Spectroscopy, Revision 2.0

<sup>2</sup>US EPA, January 2017, National Office of Superfund Remediation and Technology Innovation, National Functional Guidelines for Inorganic Superfund Methods Data Review, Revision 0.0



Plant McIntosh Landfill No. 4  
2023 Semiannual Groundwater Monitoring and Corrective Action Report

TABLE 1  
Georgia Power Company – McIntosh LF4  
Sample Summary Table – February 2023

SDG	Field Identification	Collection Date	Lab Identification	Matrix	QC Samples	Analyses		
						Metals (6020B)	Anions (300.0)	TDS (SM 2540C)
230302-1	MCI-GWA-4A	02/07/23	680-230302-1	WG		X	X	X
230302-1	MCI-LF4-GWA-5	02/07/23	680-230302-2	WG		X	X	X
230302-1	MCI-GWC-19	02/08/23	680-230302-3	WG		X	X	X
230302-1	MCI-LF4-FB-05	02/08/23	680-230302-4	WQ	FB	X	X	X
230302-1	MCI-GWC-20	02/08/23	680-230302-5	WG		X	X	X
230302-1	MCI-LF4-FD-04	02/08/23	680-230302-6	WG	FD (MCI-GWC-20)	X	X	X
230302-1	MCI-GWC-11	02/08/23	680-230302-7	WG		X	X	X
230302-1	MCI-LF4-EB-08	02/08/23	680-230302-8	WQ	EB	X	X	X
230302-1	MCI-GWC-17	02/08/23	680-230302-9	WG		X	X	X
230302-1	MCI-LF4-FB-06	02/08/23	680-230302-10	WQ	FB	X	X	X
230302-1	MCI-GWC-9	02/08/23	680-230302-11	WG		X	X	X
230302-1	MCI-GWA-13	02/06/23	680-230302-12	WG		X	X	X
230302-1	MCI-GWA-14	02/07/23	680-230302-13	WG		X	X	X
230302-1	MCI-GWA-15	02/07/23	680-230302-14	WG		X	X	X
230302-1	MCI-GWA-16	02/07/23	680-230302-15	WG		X	X	X
230302-1	MCI-GWC-18	02/07/23	680-230302-16	WG		X	X	X
230302-1	MCI-LF4-EB-07	02/07/23	680-230302-17	WQ	EB	X	X	X
230302-1	MCI-GWC-12	02/07/23	680-230302-18	WG		X	X	X
230302-1	MCI-LF4-GWC-1	02/07/23	680-230302-19	WG		X	X	X
230302-1	MCI-LF4-GWA-2	02/07/23	680-230302-20	WG		X	X	X
230302-1	MCI-GWA-3	02/07/23	680-230302-21	WG		X	X	X
230302-1	MCI-LF4-FD-03	02/07/23	680-230302-22	WG	FD (MCI-GWC-12)	X	X	X
230302-1	MCI-GWC-10	02/08/23	680-230302-23	WG		X	X	X
230302-1	MCI-GWC-21	02/08/23	680-230302-24	WG		X	X	X
230302-1	MCI-GWC-23	02/08/23	680-230302-25	WG		X	X	X

Abbreviations:  
 EB – Equipment Blank  
 FB – Field Blank  
 FD – Field Duplicate  
 QC – Quality Control  
 SDG – Sample Delivery Group  
 TDS – Total Dissolved Solids  
 WG – Groundwater  
 WQ – Water Quality Control

Plant McIntosh Landfill No. 4  
 2023 Semiannual Groundwater Monitoring and Corrective Action Report

TABLE 2  
 Georgia Power Company – McIntosh LF4  
 Qualifier Summary Table – February 2023

SDG	Field Identification	Constituent	New RL	New MDL or MDC	Qualifier	Reason
230302-1	MCI-GWC-12	Chromium			J	RPD exceeds field goal
230302-1	MCI-LF4-FD-03	Chromium			J	RPD exceeds field goal
230302-1	MCI-GWC-12	Nickel			J	RPD exceeds field goal
230302-1	MCI-LF4-FD-03	Nickel			J	RPD exceeds field goal

Abbreviations:

MDC – Minimum Detectable Concentration  
 MDL – Method Detection Limit  
 MS/MSD – Matrix Spike / Matrix Spike Duplicate  
 RL – Reporting Limit  
 RPD – Relative Percent Difference  
 SDG – Sample Delivery Group  
 TDS – Total Dissolved Solids

Qualifiers:

J – Estimated Result

**LEVEL 2A LABORATORY DATA VALIDATIONS**

**McIntosh Landfill No. 4**

**Major Ions Event**

**February 2023**

## **Georgia Power Company – McIntosh Landfill 4**

### **Quality Control Review of Analytical Data – February 2023**

This narrative presents results of the Quality Control (QC) data review performed on analytical data submitted by Eurofins Environment Testing America, Savannah for groundwater samples collected at McIntosh Landfill 4 (LF4) between February 6, 2023 and February 8, 2023. The chemical data were reviewed to identify quality issues which could affect the use of the data for decision-making purposes.

Information regarding the primary sample locations, analytical parameters, QC samples, sampling dates, and laboratory sample delivery group (SDG) designations is summarized in Table 1 of this Appendix.

The samples were analyzed for major ion constituents. Test methods included Inductively Coupled Plasma – Mass Spectrometry (USEPA Method 6020B) and Alkalinity in Water (Standard Methods 2320B).

Data were reviewed in accordance with the US EPA Region IV Data Validation Standard Operating Procedures for Contract Laboratory Program Inorganic Data by Inductively Coupled Plasma – Atomic Emission Spectroscopy and Inductively Coupled Plasma – Mass Spectroscopy (September 2011, Rev. 2.0)<sup>1</sup> and the National Functional Guidelines for Inorganic Superfund Methods Data Review (January 2017)<sup>2</sup>. The review included an assessment of the results for completeness, precision (laboratory duplicate recoveries and matrix spike/matrix spike duplicate recoveries), accuracy (laboratory control samples and matrix spike samples), and blank contamination (laboratory blanks). Sample receipt conditions, holding times, and chains of custody were reviewed. If there was a discrepancy between the QC criteria in the guidelines and the QC criterion established in the analytical methodology, method-specific criteria or professional judgment were used.

## DATA QUALITY OBJECTIVES

<b>Laboratory Precision:</b>	Laboratory goals for precision were met, except for alkalinity on MCI-GWC-21 (680-230302-24) as described in the qualifications section below.
<b>Field Precision:</b>	Field goals for precision were not applicable to this sampling event.
<b>Accuracy:</b>	Laboratory goals for accuracy were met.
<b>Detection Limits:</b>	Project goals for detection limits were met.
<b>Completeness:</b>	There were no rejected analytical results for this event, resulting in a completion of 100%.
<b>Holding Times:</b>	Holding time requirements were met.

## QUALIFICATIONS

In general, chemical results for the samples collected at the site were qualified on the basis of low precision or low accuracy or on the basis of professional judgment. The following definitions provide brief explanations of the qualifiers which may have been assigned to data by the laboratory during the validation process:

<b>J:</b>	The analyte was positively identified above the method detection limit; however, the associated numerical value is the approximate concentration of the analyte in the sample.
<b>ND:</b>	The analyte was not detected above the method detection limit.

The data generated as part of this sampling event met the QC criteria established in the respective analytical methods and data validation guidelines except as specified below. The applied qualifications may not have been required for all samples collected at the site. A summary of sample qualifications can be found in Table 2 of this Appendix.

- Sample MCI-GWC-21 (680-230302-24) was qualified as estimated (J) for alkalinity as the laboratory relative percent difference (RPD) exceeded QC criteria (46%, above the limit of 30).



Atlantic Coast Consulting, Inc. reviewed the laboratory data from McIntosh LF4 sampled between February 6, 2023 and February 8, 2023 in accordance with the analytical methods, the laboratory-specified QC criteria, and the guidelines. As described above, the results were acceptable for project use.

## **REFERENCES**

<sup>1</sup>US EPA, September 2011, Region 4, Science and Ecosystem Support Division, Quality Assurance Section, MTSB, Data Validation Standard Operating Procedures for Contract Laboratory Program Inorganic Data by Inductively Coupled Plasma – Atomic Emission Spectroscopy and Inductively Coupled Plasma – Mass Spectroscopy, Revision 2.0

<sup>2</sup>US EPA, January 2017, National Office of Superfund Remediation and Technology Innovation, National Functional Guidelines for Inorganic Superfund Methods Data Review, Revision 0.0

Plant McIntosh Landfill No. 4  
 2023 Semiannual Groundwater Monitoring and Corrective Action Report

TABLE 1  
 Georgia Power Company – McIntosh LF4  
 Sample Summary Table – February 2023

SDG	Field Identification	Collection Date	Lab Identification	Matrix	QC Samples	Analyses	
						Metals (6020B)	Alkalinity (SM 2320B)
230302-2	MCI-GWA-4A	02/07/23	680-230302-1	WG		X	X
230302-2	MCI-LF4-GWA-5	02/07/23	680-230302-2	WG		X	X
230302-2	MCI-GWC-19	02/08/23	680-230302-3	WG		X	X
230302-2	MCI-GWC-20	02/08/23	680-230302-5	WG		X	X
230302-2	MCI-GWC-11	02/08/23	680-230302-7	WG		X	X
230302-2	MCI-GWC-17	02/08/23	680-230302-9	WG		X	X
230302-2	MCI-GWC-9	02/08/23	680-230302-11	WG		X	X
230302-2	MCI-GWA-13	02/06/23	680-230302-12	WG		X	X
230302-2	MCI-GWA-14	02/07/23	680-230302-13	WG		X	X
230302-2	MCI-GWA-15	02/07/23	680-230302-14	WG		X	X
230302-2	MCI-GWA-16	02/07/23	680-230302-15	WG		X	X
230302-2	MCI-GWC-18	02/07/23	680-230302-16	WG		X	X
230302-2	MCI-GWC-12	02/07/23	680-230302-18	WG		X	X
230302-2	MCI-LF4-GWC-1	02/07/23	680-230302-19	WG		X	X
230302-2	MCI-LF4-GWA-2	02/07/23	680-230302-20	WG		X	X
230302-2	MCI-GWA-3	02/07/23	680-230302-21	WG		X	X
230302-2	MCI-GWC-10	02/08/23	680-230302-23	WG		X	X
230302-2	MCI-GWC-21	02/08/23	680-230302-24	WG		X	X
230302-2	MCI-GWC-23	02/08/23	680-230302-25	WG		X	X

Abbreviations:  
 QC – Quality Control  
 SDG – Sample Delivery Group  
 WG – Groundwater

Plant McIntosh Landfill No. 4  
 2023 Semiannual Groundwater Monitoring and Corrective Action Report

TABLE 2  
 Georgia Power Company – McIntosh LF4  
 Qualifier Summary Table – February 2023

SDG	Field Identification	Constituent	New RL	New MDL or MDC	Qualifier	Reason
230302-2	MCI-GWC-21	Alkalinity			J	RPD exceeds lab goal

Abbreviations:

MDC – Minimum Detectable Concentration  
 MDL – Method Detection Limit  
 RL – Reporting Limit  
 RPD – Relative Percent Difference  
 SDG – Sample Delivery Group

Qualifiers:

J – Estimated Result

# Low-Flow Test Report:

Test Date / Time: 2/7/2023 2:50:13 PM

Project: Plant McIntosh LF4

Operator Name: Toby Johnson

<b>Location Name: GWC-1</b> <b>Well Diameter: 2 in</b> <b>Casing Type: PVC</b> <b>Screen Length: 10 ft</b> <b>Top of Screen: 18.29 ft</b> <b>Total Depth: 28.29 ft</b> <b>Initial Depth to Water: 14.87 ft</b>	<b>Pump Type: Peri Pump</b> <b>Tubing Type: Poly</b> <b>Pump Intake From TOC: 23 ft</b> <b>Estimated Total Volume Pumped: 5.875 liter</b> <b>Flow Cell Volume: 90 ml</b> <b>Final Flow Rate: 250 ml/min</b> <b>Final Draw Down: 2.76 in</b>	<b>Instrument Used: Aqua TROLL 400</b> <b>Serial Number: 965658</b>
--	---	--

## Test Notes:

Sunny, sampled at 1520

## Low-Flow Readings:

Date Time	Elapsed Time	pH	Temperature	Specific Conductivity	RDO Concentration	Turbidity	ORP	Depth to Water	Flow
		+/- 0.1	+/- 2	+/- 5 %	+/- 10 %	+/- 10	+/- 100	+/- 5	
2/7/2023 2:50 PM	00:00	5.16 pH	21.45 °C	41.56 µS/cm	4.77 mg/L	20.10 NTU	147.6 mV	14.87 ft	175.00 ml/min
2/7/2023 2:55 PM	05:00	5.15 pH	20.10 °C	42.94 µS/cm	4.57 mg/L	17.90 NTU	139.7 mV	15.10 ft	175.00 ml/min
2/7/2023 3:00 PM	10:00	5.14 pH	19.88 °C	42.59 µS/cm	4.29 mg/L	9.17 NTU	135.8 mV	15.10 ft	175.00 ml/min
2/7/2023 3:05 PM	15:00	5.12 pH	19.85 °C	42.08 µS/cm	4.04 mg/L	6.62 NTU	132.0 mV	15.10 ft	200.00 ml/min
2/7/2023 3:10 PM	20:00	5.11 pH	19.85 °C	41.69 µS/cm	3.85 mg/L	5.49 NTU	129.0 mV	15.10 ft	200.00 ml/min
2/7/2023 3:15 PM	25:00	5.07 pH	19.84 °C	41.22 µS/cm	3.78 mg/L	5.27 NTU	129.4 mV	15.10 ft	250.00 ml/min
2/7/2023 3:20 PM	30:00	5.07 pH	19.83 °C	41.04 µS/cm	3.62 mg/L	4.74 NTU	126.2 mV	15.10 ft	250.00 ml/min

## Samples

Sample ID:	Description:
------------	--------------

# Low-Flow Test Report:

Test Date / Time: 2/7/2023 1:15:24 PM

Project: Plant McIntosh LF4

Operator Name: Toby Johnson

<b>Location Name: GWA-2</b> <b>Well Diameter: 2 in</b> <b>Casing Type: PVC</b> <b>Screen Length: 10 ft</b> <b>Top of Screen: 18.47 ft</b> <b>Total Depth: 28.47 ft</b> <b>Initial Depth to Water: 17.18 ft</b>	<b>Pump Type: Peri Pump</b> <b>Tubing Type: Poly</b> <b>Pump Intake From TOC: 23 ft</b> <b>Estimated Total Volume Pumped: 7.5 liter</b> <b>Flow Cell Volume: 90 ml</b> <b>Final Flow Rate: 150 ml/min</b> <b>Final Draw Down: 1.44 in</b>	<b>Instrument Used: Aqua TROLL 400</b> <b>Serial Number: 965658</b>
--	---	--

## Test Notes:

Sunny, sampled at 1405

## Low-Flow Readings:

Date Time	Elapsed Time	pH	Temperature	Specific Conductivity	RDO Concentration	Turbidity	ORP	Depth to Water	Flow
		+/- 0.1	+/- 2	+/- 5 %	+/- 10 %	+/- 10	+/- 100	+/- 5	
2/7/2023 1:15 PM	00:00	4.75 pH	20.68 °C	32.19 µS/cm	5.27 mg/L	37.90 NTU	159.4 mV	17.18 ft	150.00 ml/min
2/7/2023 1:20 PM	05:00	4.73 pH	20.22 °C	33.55 µS/cm	5.34 mg/L	32.80 NTU	152.5 mV	17.30 ft	150.00 ml/min
2/7/2023 1:25 PM	10:00	4.72 pH	20.31 °C	33.67 µS/cm	5.17 mg/L	18.70 NTU	147.7 mV	17.30 ft	150.00 ml/min
2/7/2023 1:30 PM	15:00	4.72 pH	20.56 °C	33.89 µS/cm	5.00 mg/L	12.40 NTU	145.1 mV	17.30 ft	150.00 ml/min
2/7/2023 1:35 PM	20:00	4.72 pH	20.70 °C	34.00 µS/cm	4.90 mg/L	8.76 NTU	158.4 mV	17.30 ft	150.00 ml/min
2/7/2023 1:40 PM	25:00	4.73 pH	20.71 °C	34.10 µS/cm	4.88 mg/L	7.68 NTU	157.0 mV	17.30 ft	150.00 ml/min
2/7/2023 1:45 PM	30:00	4.73 pH	20.73 °C	33.71 µS/cm	4.83 mg/L	6.58 NTU	140.2 mV	17.30 ft	150.00 ml/min
2/7/2023 1:50 PM	35:00	4.73 pH	20.57 °C	33.93 µS/cm	5.07 mg/L	7.15 NTU	139.2 mV	17.30 ft	150.00 ml/min
2/7/2023 1:55 PM	40:00	4.73 pH	20.50 °C	34.41 µS/cm	4.93 mg/L	5.51 NTU	137.9 mV	17.30 ft	150.00 ml/min
2/7/2023 2:00 PM	45:00	4.74 pH	20.48 °C	33.84 µS/cm	4.90 mg/L	5.11 NTU	148.9 mV	17.30 ft	150.00 ml/min
2/7/2023 2:05 PM	50:00	4.73 pH	20.42 °C	34.46 µS/cm	4.93 mg/L	4.57 NTU	136.3 mV	17.30 ft	150.00 ml/min

## Samples

Sample ID:	Description:
------------	--------------



# Low-Flow Test Report:

Test Date / Time: 2/7/2023 12:05:11 PM

Project: Plant McIntosh LF4

Operator Name: Toby Johnson

<b>Location Name: GWA-3</b> <b>Well Diameter: 2 in</b> <b>Casing Type: PVC</b> <b>Screen Length: 10 ft</b> <b>Top of Screen: 28.31 ft</b> <b>Total Depth: 38.31 ft</b> <b>Initial Depth to Water: 23.45 ft</b>	<b>Pump Type: Peri Pump</b> <b>Tubing Type: Poly</b> <b>Pump Intake From TOC: 33 ft</b> <b>Estimated Total Volume Pumped: 3 liter</b> <b>Flow Cell Volume: 90 ml</b> <b>Final Flow Rate: 100 ml/min</b> <b>Final Draw Down: 37.8 in</b>	<b>Instrument Used: Aqua TROLL 400</b> <b>Serial Number: 965658</b>
--	---	--

## Test Notes:

Sunny, sampled at 1235

## Low-Flow Readings:

Date Time	Elapsed Time	pH	Temperature	Specific Conductivity	RDO Concentration	Turbidity	ORP	Depth to Water	Flow
		+/- 0.1	+/- 2	+/- 5 %	+/- 10 %	+/- 10	+/- 100	+/- 5	
2/7/2023 12:05 PM	00:00	4.88 pH	22.14 °C	24.57 µS/cm	6.00 mg/L	1.27 NTU	146.9 mV	23.45 ft	100.00 ml/min
2/7/2023 12:10 PM	05:00	4.89 pH	21.34 °C	24.91 µS/cm	5.97 mg/L	0.40 NTU	139.2 mV	25.30 ft	100.00 ml/min
2/7/2023 12:15 PM	10:00	4.89 pH	21.16 °C	24.83 µS/cm	5.97 mg/L	0.37 NTU	137.0 mV	25.70 ft	100.00 ml/min
2/7/2023 12:20 PM	15:00	4.91 pH	21.10 °C	24.80 µS/cm	5.97 mg/L	0.42 NTU	133.8 mV	26.40 ft	100.00 ml/min
2/7/2023 12:25 PM	20:00	4.90 pH	21.09 °C	24.73 µS/cm	5.93 mg/L	1.09 NTU	147.5 mV	26.50 ft	100.00 ml/min
2/7/2023 12:30 PM	25:00	4.89 pH	21.08 °C	24.74 µS/cm	5.98 mg/L	0.43 NTU	131.7 mV	26.60 ft	100.00 ml/min
2/7/2023 12:35 PM	30:00	4.91 pH	21.14 °C	24.73 µS/cm	5.98 mg/L	0.82 NTU	130.1 mV	26.60 ft	100.00 ml/min

## Samples

Sample ID:	Description:
------------	--------------

# Low-Flow Test Report:

Test Date / Time: 2/7/2023 10:55:05 AM

Project: Plant McIntosh LF4

Operator Name: Toby Johnson

<b>Location Name: GWA-4A</b> <b>Well Diameter: 2 in</b> <b>Casing Type: PVC</b> <b>Screen Length: 10 ft</b> <b>Top of Screen: 29 ft</b> <b>Total Depth: 39 ft</b> <b>Initial Depth to Water: 27.33 ft</b>	<b>Pump Type: Peri Pump</b> <b>Tubing Type: Poly</b> <b>Pump Intake From TOC: 34 ft</b> <b>Estimated Total Volume Pumped: 4.4 liter</b> <b>Flow Cell Volume: 90 ml</b> <b>Final Flow Rate: 150 ml/min Final Draw Down: 4.44 in</b>	<b>Instrument Used: Aqua TROLL 400</b> <b>Serial Number: 965658</b>
---	---	--

## Test Notes:

Sunny, sampled at 1125

## Low-Flow Readings:

Date Time	Elapsed Time	pH	Temperature	Specific Conductivity	RDO Concentration	Turbidity	ORP	Depth to Water	Flow
		+/- 0.1	+/- 2	+/- 5 %	+/- 10 %	+/- 10	+/- 100	+/- 5	
2/7/2023 10:55 AM	00:00	4.84 pH	20.30 °C	25.18 µS/cm	5.06 mg/L	4.04 NTU	124.6 mV	27.33 ft	130.00 ml/min
2/7/2023 11:00 AM	05:00	4.83 pH	20.43 °C	25.13 µS/cm	4.94 mg/L	4.47 NTU	125.8 mV	27.60 ft	150.00 ml/min
2/7/2023 11:05 AM	10:00	4.86 pH	20.61 °C	25.05 µS/cm	4.88 mg/L	4.24 NTU	137.9 mV	27.60 ft	150.00 ml/min
2/7/2023 11:10 AM	15:00	4.84 pH	20.61 °C	24.98 µS/cm	4.93 mg/L	3.16 NTU	126.3 mV	27.70 ft	150.00 ml/min
2/7/2023 11:15 AM	20:00	4.82 pH	20.66 °C	25.00 µS/cm	5.04 mg/L	2.31 NTU	125.7 mV	27.70 ft	150.00 ml/min
2/7/2023 11:20 AM	25:00	4.86 pH	20.79 °C	25.00 µS/cm	5.05 mg/L	2.65 NTU	123.7 mV	27.70 ft	150.00 ml/min
2/7/2023 11:25 AM	30:00	4.84 pH	20.82 °C	24.95 µS/cm	5.02 mg/L	2.17 NTU	128.0 mV	27.70 ft	150.00 ml/min

## Samples

Sample ID:	Description:
------------	--------------

# Low-Flow Test Report:

Test Date / Time: 2/7/2023 9:20:06 AM

Project: Plant McIntosh LF4

Operator Name: Toby Johnson

<b>Location Name: GWA-5</b> <b>Well Diameter: 2 in</b> <b>Casing Type: PVC</b> <b>Screen Length: 10 ft</b> <b>Top of Screen: 31.71 ft</b> <b>Total Depth: 41.71 ft</b> <b>Initial Depth to Water: 25.88 ft</b>	<b>Pump Type: Peri Pump</b> <b>Tubing Type: Poly</b> <b>Pump Intake From TOC: 36 ft</b> <b>Estimated Total Volume Pumped: 5.6 liter</b> <b>Flow Cell Volume: 90 ml</b> <b>Final Flow Rate: 200 ml/min</b> <b>Final Draw Down: 2.64 in</b>	<b>Instrument Used: Aqua TROLL 400</b> <b>Serial Number: 965658</b>
--	---	--

## Test Notes:

Sunny, sampled at 0950

## Low-Flow Readings:

Date Time	Elapsed Time	pH	Temperature	Specific Conductivity	RDO Concentration	Turbidity	ORP	Depth to Water	Flow
		+/- 0.1	+/- 2	+/- 5 %	+/- 10 %	+/- 10	+/- 100	+/- 5	
2/7/2023 9:20 AM	00:00	5.66 pH	14.22 °C	41.44 µS/cm	6.00 mg/L	3.36 NTU	129.5 mV	25.88 ft	150.00 ml/min
2/7/2023 9:25 AM	05:00	5.15 pH	18.83 °C	33.64 µS/cm	4.30 mg/L	1.44 NTU	115.6 mV	26.00 ft	185.00 ml/min
2/7/2023 9:30 AM	10:00	5.13 pH	19.19 °C	32.64 µS/cm	4.31 mg/L	2.09 NTU	112.8 mV	26.00 ft	185.00 ml/min
2/7/2023 9:35 AM	15:00	5.14 pH	19.62 °C	32.43 µS/cm	4.31 mg/L	4.32 NTU	114.1 mV	26.10 ft	200.00 ml/min
2/7/2023 9:40 AM	20:00	5.15 pH	19.53 °C	32.84 µS/cm	4.31 mg/L	3.68 NTU	114.0 mV	26.10 ft	200.00 ml/min
2/7/2023 9:45 AM	25:00	5.15 pH	19.81 °C	32.07 µS/cm	4.31 mg/L	2.74 NTU	114.0 mV	26.10 ft	200.00 ml/min
2/7/2023 9:50 AM	30:00	5.17 pH	19.94 °C	33.01 µS/cm	4.48 mg/L	1.66 NTU	114.2 mV	26.10 ft	200.00 ml/min

## Samples

Sample ID:	Description:
------------	--------------

# Low-Flow Test Report:

Test Date / Time: 2/8/2023 10:15:41 AM

Project: Plant McIntosh LF4

Operator Name: Toby Johnson

<b>Location Name: GWC-9</b> <b>Well Diameter: 2 in</b> <b>Casing Type: PVC</b> <b>Screen Length: 10 ft</b> <b>Top of Screen: 28.05 ft</b> <b>Total Depth: 38.05 ft</b> <b>Initial Depth to Water: 30.1 ft</b>	<b>Pump Type: Peri Pump</b> <b>Tubing Type: Poly</b> <b>Pump Intake From TOC: 33 ft</b> <b>Estimated Total Volume Pumped: 15.4 liter</b> <b>Flow Cell Volume: 90 ml</b> <b>Final Flow Rate: 280 ml/min</b> <b>Final Draw Down: 0.8 in</b>	<b>Instrument Used: Aqua TROLL 400</b> <b>Serial Number: 965658</b>
---	---	--

## Test Notes:

Sunny, sampled at 1110

## Low-Flow Readings:

Date Time	Elapsed Time	pH	Temperature	Specific Conductivity	RDO Concentration	Turbidity	ORP	Depth to Water	Flow
		+/- 0.1	+/- 2	+/- 5 %	+/- 10 %	+/- 10	+/- 100	+/- 5	
2/8/2023 10:15 AM	00:00	5.28 pH	21.00 °C	61.36 µS/cm	5.72 mg/L	16.90 NTU	106.6 mV	30.10 ft	280.00 ml/min
2/8/2023 10:20 AM	05:00	5.31 pH	21.42 °C	55.95 µS/cm	5.11 mg/L	11.80 NTU	104.9 mV	30.70 ft	280.00 ml/min
2/8/2023 10:25 AM	10:00	5.43 pH	21.59 °C	61.76 µS/cm	5.11 mg/L	10.40 NTU	105.0 mV	30.80 ft	280.00 ml/min
2/8/2023 10:30 AM	15:00	5.33 pH	21.49 °C	63.31 µS/cm	4.99 mg/L	8.90 NTU	105.0 mV	30.90 ft	280.00 ml/min
2/8/2023 10:35 AM	20:00	5.33 pH	21.39 °C	63.31 µS/cm	4.96 mg/L	4.42 NTU	105.4 mV	30.90 ft	280.00 ml/min
2/8/2023 10:40 AM	25:00	5.32 pH	21.50 °C	63.19 µS/cm	5.02 mg/L	2.90 NTU	105.3 mV	30.90 ft	280.00 ml/min
2/8/2023 10:45 AM	30:00	5.32 pH	21.49 °C	62.62 µS/cm	5.07 mg/L	1.83 NTU	113.8 mV	30.90 ft	280.00 ml/min
2/8/2023 10:50 AM	35:00	5.34 pH	21.55 °C	62.97 µS/cm	5.05 mg/L	1.99 NTU	105.7 mV	30.90 ft	280.00 ml/min
2/8/2023 10:55 AM	40:00	5.30 pH	21.60 °C	62.90 µS/cm	5.01 mg/L	1.56 NTU	114.8 mV	30.90 ft	280.00 ml/min
2/8/2023 11:00 AM	45:00	5.28 pH	21.60 °C	62.33 µS/cm	5.11 mg/L	1.17 NTU	106.6 mV	30.90 ft	280.00 ml/min
2/8/2023 11:05 AM	50:00	5.29 pH	21.66 °C	62.93 µS/cm	4.98 mg/L	0.79 NTU	106.9 mV	30.90 ft	280.00 ml/min
2/8/2023 11:10 AM	55:00	5.31 pH	21.82 °C	62.11 µS/cm	5.02 mg/L	0.84 NTU	106.6 mV	30.90 ft	280.00 ml/min

## Samples

Sample ID:	Description:
------------	--------------

# Low-Flow Test Report:

Test Date / Time: 2/8/2023 8:50:05 AM

Project: Plant McIntosh LF4

Operator Name: Toby Johnson

<b>Location Name: GWC-10</b> <b>Well Diameter: 2 in</b> <b>Casing Type: PVC</b> <b>Screen Length: 10 ft</b> <b>Top of Screen: 23.16 ft</b> <b>Total Depth: 33.16 ft</b> <b>Initial Depth to Water: 25.43 ft</b>	<b>Pump Type: Peri Pump</b> <b>Tubing Type: Poly</b> <b>Pump Intake From TOC: 28 ft</b> <b>Estimated Total Volume Pumped: 16.2 liter</b> <b>Flow Cell Volume: 90 ml</b> <b>Final Flow Rate: 270 ml/min</b> <b>Final Draw Down: 0.84 in</b>	<b>Instrument Used: Aqua TROLL 400</b> <b>Serial Number: 965658</b>
---	--	--

## Test Notes:

Sunny, sampled at 0950

## Low-Flow Readings:

Date Time	Elapsed Time	pH	Temperature	Specific Conductivity	RDO Concentration	Turbidity	ORP	Depth to Water	Flow
		+/- 0.1	+/- 2	+/- 5 %	+/- 10 %	+/- 10	+/- 100	+/- 5	
2/8/2023 8:50 AM	00:00	6.76 pH	17.68 °C	363.13 µS/cm	1.12 mg/L	5.30 NTU	121.2 mV	25.43 ft	270.00 ml/min
2/8/2023 8:55 AM	05:00	6.71 pH	19.23 °C	315.16 µS/cm	1.40 mg/L	5.12 NTU	100.2 mV	25.50 ft	270.00 ml/min
2/8/2023 9:00 AM	10:00	6.62 pH	19.54 °C	291.26 µS/cm	1.66 mg/L	3.90 NTU	98.5 mV	25.50 ft	270.00 ml/min
2/8/2023 9:05 AM	15:00	6.58 pH	19.61 °C	281.82 µS/cm	1.88 mg/L	4.73 NTU	101.5 mV	25.50 ft	270.00 ml/min
2/8/2023 9:10 AM	20:00	6.50 pH	19.71 °C	266.57 µS/cm	1.70 mg/L	2.79 NTU	99.3 mV	25.50 ft	270.00 ml/min
2/8/2023 9:15 AM	25:00	6.47 pH	19.82 °C	256.90 µS/cm	1.66 mg/L	2.09 NTU	92.0 mV	25.50 ft	270.00 ml/min
2/8/2023 9:20 AM	30:00	6.44 pH	19.89 °C	250.75 µS/cm	1.54 mg/L	1.55 NTU	91.3 mV	25.50 ft	270.00 ml/min
2/8/2023 9:25 AM	35:00	6.39 pH	19.98 °C	240.61 µS/cm	1.52 mg/L	0.56 NTU	95.5 mV	25.50 ft	270.00 ml/min
2/8/2023 9:30 AM	40:00	6.39 pH	20.04 °C	237.25 µS/cm	1.57 mg/L	0.49 NTU	90.5 mV	25.50 ft	270.00 ml/min
2/8/2023 9:35 AM	45:00	6.36 pH	20.13 °C	231.17 µS/cm	1.50 mg/L	0.50 NTU	94.7 mV	25.50 ft	270.00 ml/min
2/8/2023 9:40 AM	50:00	6.33 pH	20.21 °C	227.47 µS/cm	1.56 mg/L	0.40 NTU	90.4 mV	25.50 ft	270.00 ml/min
2/8/2023 9:45 AM	55:00	6.33 pH	20.22 °C	222.61 µS/cm	1.56 mg/L	0.48 NTU	89.7 mV	25.50 ft	270.00 ml/min
2/8/2023 9:50 AM	01:00:00	6.31 pH	20.21 °C	221.35 µS/cm	1.54 mg/L	0.51 NTU	89.4 mV	25.50 ft	270.00 ml/min

## Samples



# Low-Flow Test Report:

Test Date / Time: 2/8/2023 1:25:03 PM

Project: Plant McIntosh LF4

Operator Name: J. Berisford

<b>Location Name: GWC-11</b> <b>Well Diameter: 2 in</b> <b>Casing Type: PVC</b> <b>Screen Length: 10 ft</b> <b>Top of Screen: 32.26 ft</b> <b>Total Depth: 42.26 ft</b> <b>Initial Depth to Water: 33.74 ft</b>	<b>Pump Type: Portable Bladder Pump</b> <b>Tubing Type: Poly</b> <b>Pump Intake From TOC: 37 ft</b> <b>Estimated Total Volume Pumped: 17.5 liter</b> <b>Flow Cell Volume: 90 ml</b> <b>Final Flow Rate: 250 ml/min</b> <b>Final Draw Down: 1 in</b>	<b>Instrument Used: Aqua TROLL 400</b> <b>Serial Number: 965678</b>
---	---	--

## Test Notes:

Sunny, sample time-1435

## Low-Flow Readings:

Date Time	Elapsed Time	pH	Temperature	Specific Conductivity	RDO Concentration	Turbidity	ORP	Depth to Water	Flow
		+/- 0.1	+/- 10	+/- 5 %	+/- 10 %	+/- 5	+/- 100	+/- 0.3	
2/8/2023 1:25 PM	00:00	3.84 pH	40.81 °C	0.00 µS/cm	6.12 mg/L	4.82 NTU	64.7 mV	33.74 ft	250.00 ml/min
2/8/2023 1:30 PM	05:00	6.71 pH	25.97 °C	96.69 µS/cm	2.14 mg/L	4.44 NTU	128.9 mV	33.80 ft	250.00 ml/min
2/8/2023 1:35 PM	10:00	6.64 pH	23.21 °C	88.70 µS/cm	3.01 mg/L	3.92 NTU	113.2 mV	33.80 ft	250.00 ml/min
2/8/2023 1:40 PM	15:00	6.65 pH	23.02 °C	86.21 µS/cm	3.44 mg/L	2.38 NTU	105.0 mV	33.80 ft	250.00 ml/min
2/8/2023 1:45 PM	20:00	6.63 pH	23.12 °C	84.55 µS/cm	3.67 mg/L	2.04 NTU	100.8 mV	33.80 ft	250.00 ml/min
2/8/2023 1:50 PM	25:00	6.59 pH	22.71 °C	82.61 µS/cm	3.74 mg/L	1.09 NTU	98.0 mV	33.80 ft	250.00 ml/min
2/8/2023 1:55 PM	30:00	6.56 pH	22.89 °C	78.53 µS/cm	3.87 mg/L	0.83 NTU	94.9 mV	33.80 ft	250.00 ml/min
2/8/2023 2:00 PM	35:00	6.48 pH	22.88 °C	74.36 µS/cm	3.99 mg/L	0.94 NTU	93.3 mV	33.80 ft	250.00 ml/min
2/8/2023 2:05 PM	40:00	6.44 pH	23.06 °C	71.24 µS/cm	4.02 mg/L	0.99 NTU	92.6 mV	33.80 ft	250.00 ml/min
2/8/2023 2:10 PM	45:00	6.39 pH	23.75 °C	68.37 µS/cm	4.10 mg/L	1.03 NTU	100.5 mV	33.80 ft	250.00 ml/min
2/8/2023 2:15 PM	50:00	6.32 pH	22.91 °C	66.25 µS/cm	4.19 mg/L	1.01 NTU	93.0 mV	33.80 ft	250.00 ml/min
2/8/2023 2:20 PM	55:00	6.27 pH	23.75 °C	66.12 µS/cm	4.39 mg/L	0.64 NTU	100.4 mV	33.80 ft	250.00 ml/min
2/8/2023 2:25 PM	01:00:00	6.28 pH	23.12 °C	62.54 µS/cm	4.30 mg/L	0.63 NTU	92.2 mV	33.80 ft	250.00 ml/min
2/8/2023 2:30 PM	01:05:00	6.29 pH	24.79 °C	63.08 µS/cm	4.18 mg/L	0.71 NTU	90.9 mV	33.80 ft	250.00 ml/min
2/8/2023 2:35 PM	01:10:00	6.24 pH	23.07 °C	61.29 µS/cm	4.38 mg/L	0.81 NTU	99.8 mV	33.80 ft	250.00 ml/min

# Low-Flow Test Report:

Test Date / Time: 2/7/2023 3:50:19 PM

Project: Plant McIntosh LF4

Operator Name: Toby Johnson

<b>Location Name: GWC-12</b> <b>Well Diameter: 2 in</b> <b>Casing Type: PVC</b> <b>Screen Length: 10 ft</b> <b>Top of Screen: 31.1 ft</b> <b>Total Depth: 41.1 ft</b> <b>Initial Depth to Water: 27.86 ft</b>	<b>Pump Type: Peri Pump</b> <b>Tubing Type: Poly</b> <b>Pump Intake From TOC: 36 ft</b> <b>Estimated Total Volume Pumped: 5.875 liter</b> <b>Flow Cell Volume: 90 ml</b> <b>Final Flow Rate: 250 ml/min</b> <b>Final Draw Down: 4.08 in</b>	<b>Instrument Used: Aqua TROLL 400</b> <b>Serial Number: 965658</b>
---	---	--

## Test Notes:

Sunny, sampled at 1615, MCI-LF4-FD-03 here

## Low-Flow Readings:

Date Time	Elapsed Time	pH	Temperature	Specific Conductivity	RDO Concentration	Turbidity	ORP	Depth to Water	Flow
		+/- 0.1	+/- 2	+/- 5 %	+/- 10 %	+/- 10	+/- 100	+/- 5	
2/7/2023 3:50 PM	00:00	5.12 pH	21.81 °C	23.93 µS/cm	7.68 mg/L	1.08 NTU	133.8 mV	27.86 ft	175.00 ml/min
2/7/2023 3:55 PM	05:00	5.07 pH	21.05 °C	23.50 µS/cm	7.96 mg/L	0.71 NTU	129.7 mV	28.20 ft	250.00 ml/min
2/7/2023 4:00 PM	10:00	5.05 pH	21.05 °C	23.40 µS/cm	8.10 mg/L	1.34 NTU	131.1 mV	28.20 ft	250.00 ml/min
2/7/2023 4:05 PM	15:00	5.06 pH	21.02 °C	23.53 µS/cm	7.91 mg/L	1.91 NTU	129.3 mV	28.20 ft	250.00 ml/min
2/7/2023 4:10 PM	20:00	5.07 pH	21.04 °C	23.55 µS/cm	7.74 mg/L	1.84 NTU	127.6 mV	28.20 ft	250.00 ml/min
2/7/2023 4:15 PM	25:00	5.07 pH	21.04 °C	23.59 µS/cm	7.82 mg/L	1.21 NTU	126.4 mV	28.20 ft	250.00 ml/min

## Samples

Sample ID:	Description:
------------	--------------

# Low-Flow Test Report:

Test Date / Time: 2/6/2023 4:05:06 PM

Project: Plant McIntosh LF4

Operator Name: J. Berisford

<b>Location Name: GWA-13</b> <b>Well Diameter: 2 in</b> <b>Casing Type: PVC</b> <b>Screen Length: 10 ft</b> <b>Top of Screen: 30.16 ft</b> <b>Total Depth: 40.16 ft</b> <b>Initial Depth to Water: 26.46 ft</b>	<b>Pump Type: Peri. Pump</b> <b>Tubing Type: Poly</b> <b>Pump Intake From TOC: 35 ft</b> <b>Estimated Total Volume Pumped: 8.25 liter</b> <b>Flow Cell Volume: 90 ml</b> <b>Final Flow Rate: 275 ml/min</b> <b>Final Draw Down: 2.8 in</b>	<b>Instrument Used: Aqua TROLL 400</b> <b>Serial Number: 965678</b>
---	--	--

## Test Notes:

Sunny, sample time-1635

## Low-Flow Readings:

Date Time	Elapsed Time	pH	Temperature	Specific Conductivity	RDO Concentration	Turbidity	ORP	Depth to Water	Flow
		+/- 0.1	+/- 10	+/- 5 %	+/- 10 %	+/- 5	+/- 100	+/- 0.3	
2/6/2023 4:05 PM	00:00	5.83 pH	23.43 °C	10.69 µS/cm	8.40 mg/L	20.00 NTU	250.2 mV	26.46 ft	275.00 ml/min
2/6/2023 4:10 PM	05:00	4.74 pH	21.50 °C	16.55 µS/cm	7.01 mg/L	16.00 NTU	101.6 mV	26.70 ft	275.00 ml/min
2/6/2023 4:15 PM	10:00	4.75 pH	21.38 °C	16.51 µS/cm	6.94 mg/L	4.92 NTU	113.0 mV	26.70 ft	275.00 ml/min
2/6/2023 4:20 PM	15:00	4.74 pH	21.39 °C	17.24 µS/cm	6.49 mg/L	3.89 NTU	118.3 mV	26.70 ft	275.00 ml/min
2/6/2023 4:25 PM	20:00	4.71 pH	21.46 °C	17.58 µS/cm	6.15 mg/L	2.98 NTU	121.6 mV	26.70 ft	275.00 ml/min
2/6/2023 4:30 PM	25:00	4.72 pH	21.47 °C	18.01 µS/cm	5.96 mg/L	1.64 NTU	122.0 mV	26.70 ft	275.00 ml/min
2/6/2023 4:35 PM	30:00	4.75 pH	21.48 °C	18.03 µS/cm	5.80 mg/L	1.77 NTU	121.8 mV	26.70 ft	275.00 ml/min

## Samples

Sample ID:	Description:
------------	--------------

# Low-Flow Test Report:

Test Date / Time: 2/7/2023 9:10:04 AM

Project: Plant McIntosh LF4

Operator Name: J. Berisford

<b>Location Name: GWA-14</b> <b>Well Diameter: 2 in</b> <b>Casing Type: PVC</b> <b>Screen Length: 10 ft</b> <b>Top of Screen: 40.13 ft</b> <b>Total Depth: 50.13 ft</b> <b>Initial Depth to Water: 27.86 ft</b>	<b>Pump Type: Peri. Pump</b> <b>Tubing Type: Poly</b> <b>Pump Intake From TOC: 45 ft</b> <b>Estimated Total Volume Pumped: 4.5 liter</b> <b>Flow Cell Volume: 90 ml</b> <b>Final Flow Rate: 150 ml/min</b> <b>Final Draw Down: 8.8 in</b>	<b>Instrument Used: Aqua TROLL 400</b> <b>Serial Number: 965678</b>
---	---	--

## Test Notes:

Sunny, sample time -0940

## Low-Flow Readings:

Date Time	Elapsed Time	pH	Temperature	Specific Conductivity	RDO Concentration	Turbidity	ORP	Depth to Water	Flow
		+/- 0.1	+/- 10	+/- 5 %	+/- 10 %	+/- 5	+/- 100	+/- 0.3	
2/7/2023 9:10 AM	00:00	8.05 pH	9.85 °C	2.40 µS/cm	11.23 mg/L	1.24 NTU	131.0 mV	27.86 ft	150.00 ml/min
2/7/2023 9:15 AM	05:00	5.26 pH	17.38 °C	16.12 µS/cm	6.27 mg/L	1.35 NTU	111.8 mV	28.20 ft	150.00 ml/min
2/7/2023 9:20 AM	10:00	5.24 pH	18.17 °C	15.88 µS/cm	6.26 mg/L	1.07 NTU	110.5 mV	28.50 ft	150.00 ml/min
2/7/2023 9:25 AM	15:00	5.12 pH	18.39 °C	15.62 µS/cm	6.60 mg/L	0.80 NTU	110.9 mV	28.60 ft	150.00 ml/min
2/7/2023 9:30 AM	20:00	5.03 pH	18.58 °C	15.40 µS/cm	6.94 mg/L	0.89 NTU	110.2 mV	28.60 ft	150.00 ml/min
2/7/2023 9:35 AM	25:00	5.04 pH	18.71 °C	15.41 µS/cm	7.07 mg/L	0.49 NTU	111.0 mV	28.60 ft	150.00 ml/min
2/7/2023 9:40 AM	30:00	5.03 pH	18.87 °C	15.40 µS/cm	6.93 mg/L	0.41 NTU	109.5 mV	28.60 ft	150.00 ml/min

## Samples

Sample ID:	Description:
------------	--------------

# Low-Flow Test Report:

Test Date / Time: 2/7/2023 10:05:09 AM

Project: Plant McIntosh LF4

Operator Name: J. Berisford

<b>Location Name: GWA-15</b> <b>Well Diameter: 2 in</b> <b>Casing Type: PVC</b> <b>Screen Length: 10 ft</b> <b>Top of Screen: 30.09 ft</b> <b>Total Depth: 40.09 ft</b> <b>Initial Depth to Water: 24.28 ft</b>	<b>Pump Type: Peri. Pump</b> <b>Tubing Type: Poly</b> <b>Pump Intake From TOC: 35 ft</b> <b>Estimated Total Volume Pumped: 5.25 liter</b> <b>Flow Cell Volume: 90 ml</b> <b>Final Flow Rate: 175 ml/min</b> <b>Final Draw Down: 3.8 in</b>	<b>Instrument Used: Aqua TROLL 400</b> <b>Serial Number: 965678</b>
---	--	--

## Test Notes:

Sunny, sample time- 1035

## Low-Flow Readings:

Date Time	Elapsed Time	pH	Temperature	Specific Conductivity	RDO Concentration	Turbidity	ORP	Depth to Water	Flow
		+/- 0.1	+/- 10	+/- 5 %	+/- 10 %	+/- 5	+/- 100	+/- 0.3	
2/7/2023 10:05 AM	00:00	5.57 pH	25.01 °C	0.00 µS/cm	8.21 mg/L	7.58 NTU	76.1 mV	24.28 ft	175.00 ml/min
2/7/2023 10:10 AM	05:00	5.42 pH	21.37 °C	22.35 µS/cm	6.64 mg/L	7.51 NTU	121.4 mV	24.50 ft	175.00 ml/min
2/7/2023 10:15 AM	10:00	5.31 pH	21.26 °C	19.88 µS/cm	6.64 mg/L	5.94 NTU	115.7 mV	24.60 ft	175.00 ml/min
2/7/2023 10:20 AM	15:00	5.24 pH	21.35 °C	18.48 µS/cm	6.69 mg/L	4.95 NTU	113.0 mV	24.60 ft	175.00 ml/min
2/7/2023 10:25 AM	20:00	5.21 pH	21.45 °C	18.17 µS/cm	6.75 mg/L	3.87 NTU	111.4 mV	24.60 ft	175.00 ml/min
2/7/2023 10:30 AM	25:00	5.21 pH	21.46 °C	18.14 µS/cm	6.62 mg/L	2.95 NTU	110.2 mV	24.60 ft	175.00 ml/min
2/7/2023 10:35 AM	30:00	5.19 pH	21.45 °C	17.86 µS/cm	6.72 mg/L	2.11 NTU	109.6 mV	24.60 ft	175.00 ml/min

## Samples

Sample ID:	Description:
------------	--------------

# Low-Flow Test Report:

Test Date / Time: 2/7/2023 11:00:04 AM

Project: Plant McIntosh LF4

Operator Name: J. Berisford

<b>Location Name: GWA-16</b> <b>Well Diameter: 2 in</b> <b>Casing Type: PVC</b> <b>Screen Length: 10 ft</b> <b>Top of Screen: 30.06 ft</b> <b>Total Depth: 40.06 ft</b> <b>Initial Depth to Water: 25.69 ft</b>	<b>Pump Type: Peri. Pump</b> <b>Tubing Type: Poly</b> <b>Pump Intake From TOC: 35 ft</b> <b>Estimated Total Volume Pumped: 5.25 liter</b> <b>Flow Cell Volume: 90 ml</b> <b>Final Flow Rate: 175 ml/min</b> <b>Final Draw Down: 5 in</b>	<b>Instrument Used: Aqua TROLL 400</b> <b>Serial Number: 965678</b>
---	--	--

## Test Notes:

Sunny, sample time- 1130

## Low-Flow Readings:

Date Time	Elapsed Time	pH	Temperature	Specific Conductivity	RDO Concentration	Turbidity	ORP	Depth to Water	Flow
		+/- 0.1	+/- 10	+/- 5 %	+/- 10 %	+/- 5	+/- 100	+/- 0.3	
2/7/2023 11:00 AM	00:00	5.08 pH	28.52 °C	13.07 µS/cm	6.21 mg/L	3.20 NTU	138.5 mV	25.69 ft	175.00 ml/min
2/7/2023 11:05 AM	05:00	4.86 pH	22.17 °C	14.10 µS/cm	7.64 mg/L	4.21 NTU	121.9 mV	26.10 ft	175.00 ml/min
2/7/2023 11:10 AM	10:00	4.87 pH	21.91 °C	14.10 µS/cm	8.37 mg/L	3.39 NTU	116.2 mV	26.10 ft	175.00 ml/min
2/7/2023 11:15 AM	15:00	4.88 pH	21.86 °C	14.06 µS/cm	8.19 mg/L	3.49 NTU	113.7 mV	26.10 ft	175.00 ml/min
2/7/2023 11:20 AM	20:00	4.87 pH	21.92 °C	14.03 µS/cm	7.82 mg/L	3.80 NTU	138.8 mV	26.10 ft	175.00 ml/min
2/7/2023 11:25 AM	25:00	4.89 pH	21.93 °C	14.02 µS/cm	7.31 mg/L	3.61 NTU	113.0 mV	26.10 ft	175.00 ml/min
2/7/2023 11:30 AM	30:00	4.88 pH	21.87 °C	14.07 µS/cm	7.16 mg/L	2.77 NTU	111.3 mV	26.10 ft	175.00 ml/min

## Samples

Sample ID:	Description:
------------	--------------



# Low-Flow Test Report:

Test Date / Time: 2/8/2023 2:14:57 PM

Project: Plant McIntosh LF4

Operator Name: D. Johnson

<b>Location Name: GWC-17</b> <b>Well Diameter: 2 in</b> <b>Casing Type: PVC</b> <b>Screen Length: 10 ft</b> <b>Top of Screen: 30.05 ft</b> <b>Total Depth: 40.05 ft</b> <b>Initial Depth to Water: 28.17 ft</b>	<b>Pump Type: Peri Pump</b> <b>Tubing Type: Poly</b> <b>Pump Intake From TOC: 25.05 ft</b> <b>Estimated Total Volume Pumped: 4.5 liter</b> <b>Flow Cell Volume: 90 ml</b> <b>Final Flow Rate: 150 ml/min</b> <b>Final Draw Down: 4.56 in</b>	<b>Instrument Used: Aqua TROLL 400</b> <b>Serial Number: 884186</b>
---	--	--

## Test Notes:

Sunny, 73 degrees F. Sample time 1445. Mcl LF4-EB-08 here.

## Low-Flow Readings:

Date Time	Elapsed Time	pH	Temperature	Specific Conductivity	RDO Concentration	Turbidity	ORP	Depth to Water	Flow
		+/- 0.1	+/- 100	+/- 5 %	+/- 10 %	+/- 5	+/- 300	+/- 10	
2/8/2023 2:14 PM	00:00	6.17 pH	24.15 °C	36.41 µS/cm	5.77 mg/L	7.22 NTU	113.7 mV	28.17 ft	150.00 ml/min
2/8/2023 2:19 PM	05:00	5.56 pH	22.12 °C	37.49 µS/cm	5.74 mg/L	5.30 NTU	129.2 mV	28.56 ft	150.00 ml/min
2/8/2023 2:24 PM	10:00	5.39 pH	22.02 °C	37.59 µS/cm	5.82 mg/L	4.82 NTU	137.4 mV	28.56 ft	150.00 ml/min
2/8/2023 2:29 PM	15:00	5.38 pH	21.92 °C	37.21 µS/cm	5.77 mg/L	4.30 NTU	141.6 mV	28.56 ft	150.00 ml/min
2/8/2023 2:34 PM	20:00	5.35 pH	21.97 °C	36.74 µS/cm	5.86 mg/L	2.33 NTU	146.3 mV	28.56 ft	150.00 ml/min
2/8/2023 2:39 PM	25:00	5.31 pH	21.92 °C	36.06 µS/cm	5.92 mg/L	1.66 NTU	150.2 mV	28.56 ft	150.00 ml/min
2/8/2023 2:44 PM	30:00	5.31 pH	21.90 °C	36.07 µS/cm	5.90 mg/L	0.93 NTU	151.1 mV	28.56 ft	150.00 ml/min

## Samples

Sample ID:	Description:
------------	--------------

# Low-Flow Test Report:

Test Date / Time: 2/7/2023 1:25:25 PM

Project: Plant McIntosh LF4

Operator Name: J. Berisford

<b>Location Name: GWC-18</b> <b>Well Diameter: 2 in</b> <b>Casing Type: PVC</b> <b>Screen Length: 10 ft</b> <b>Top of Screen: 32.5 ft</b> <b>Total Depth: 42.5 ft</b> <b>Initial Depth to Water: 36.27 ft</b>	<b>Pump Type: Portable Bladder Pump</b> <b>Tubing Type: Poly</b> <b>Pump Intake From TOC: 38 ft</b> <b>Estimated Total Volume Pumped: 45.7 liter</b> <b>Flow Cell Volume: 90 ml</b> <b>Final Flow Rate: 250 ml/min</b> <b>Final Draw Down: 14 in</b>	<b>Instrument Used: Aqua TROLL 400</b> <b>Serial Number: 965678</b>
---	--	--

## Test Notes:

Sunny, sample time -1635

## Low-Flow Readings:

Date Time	Elapsed Time	pH	Temperature	Specific Conductivity	RDO Concentration	Turbidity	ORP	Depth to Water	Flow
		+/- 0.1	+/- 10	+/- 5 %	+/- 10 %	+/- 5	+/- 100	+/- 0.3	
2/7/2023 1:25 PM	00:00	3.90 pH	32.55 °C	0.00 µS/cm	6.99 mg/L	29.00 NTU	61.2 mV	36.27 ft	250.00 ml/min
2/7/2023 1:30 PM	05:00	6.11 pH	23.43 °C	48.03 µS/cm	5.27 mg/L	22.00 NTU	149.9 mV	36.40 ft	250.00 ml/min
2/7/2023 1:35 PM	10:00	6.13 pH	21.17 °C	48.82 µS/cm	5.13 mg/L	19.00 NTU	132.2 mV	36.90 ft	250.00 ml/min
2/7/2023 1:40 PM	15:00	6.13 pH	21.02 °C	48.99 µS/cm	4.94 mg/L	16.00 NTU	123.4 mV	37.00 ft	250.00 ml/min
2/7/2023 1:45 PM	20:00	6.14 pH	20.80 °C	49.26 µS/cm	4.83 mg/L	11.00 NTU	118.3 mV	37.10 ft	250.00 ml/min
2/7/2023 1:50 PM	25:00	6.13 pH	20.75 °C	49.62 µS/cm	4.77 mg/L	9.02 NTU	114.8 mV	37.20 ft	250.00 ml/min
2/7/2023 1:55 PM	30:00	6.15 pH	20.75 °C	50.20 µS/cm	4.70 mg/L	7.38 NTU	111.3 mV	37.30 ft	250.00 ml/min
2/7/2023 2:00 PM	35:00	6.16 pH	20.68 °C	51.26 µS/cm	4.63 mg/L	6.92 NTU	108.8 mV	37.40 ft	250.00 ml/min
2/7/2023 2:05 PM	40:00	6.19 pH	20.71 °C	52.98 µS/cm	4.58 mg/L	6.14 NTU	106.6 mV	37.40 ft	250.00 ml/min
2/7/2023 2:10 PM	45:00	6.24 pH	20.60 °C	55.50 µS/cm	4.53 mg/L	5.09 NTU	104.4 mV	37.40 ft	250.00 ml/min
2/7/2023 2:15 PM	50:00	6.19 pH	20.60 °C	58.75 µS/cm	4.48 mg/L	4.91 NTU	117.5 mV	37.40 ft	250.00 ml/min
2/7/2023 2:20 PM	55:00	6.24 pH	20.65 °C	61.56 µS/cm	4.41 mg/L	4.87 NTU	102.2 mV	37.40 ft	250.00 ml/min
2/7/2023 2:25 PM	01:00:00	6.27 pH	20.59 °C	63.53 µS/cm	4.37 mg/L	4.47 NTU	100.6 mV	37.40 ft	250.00 ml/min
2/7/2023 2:30 PM	01:05:00	6.32 pH	20.52 °C	66.08 µS/cm	4.31 mg/L	11.00 NTU	98.7 mV	37.40 ft	250.00 ml/min
2/7/2023 2:35 PM	01:10:00	6.34 pH	20.54 °C	67.86 µS/cm	4.27 mg/L	10.00 NTU	97.2 mV	37.40 ft	250.00 ml/min

2/7/2023 2:40 PM	01:15:00	6.35 pH	20.48 °C	68.99 µS/cm	4.26 mg/L	10.00 NTU	97.0 mV	37.40 ft	250.00 ml/min
2/7/2023 2:45 PM	01:20:00	6.39 pH	20.53 °C	71.09 µS/cm	4.12 mg/L	10.00 NTU	95.6 mV	37.40 ft	250.00 ml/min
2/7/2023 2:50 PM	01:25:00	6.39 pH	20.48 °C	69.64 µS/cm	4.18 mg/L	9.69 NTU	94.4 mV	37.40 ft	250.00 ml/min
2/7/2023 2:55 PM	01:30:00	6.42 pH	20.48 °C	71.36 µS/cm	4.34 mg/L	24.00 NTU	93.9 mV	37.40 ft	250.00 ml/min
2/7/2023 3:00 PM	01:35:00	6.45 pH	20.41 °C	74.96 µS/cm	4.00 mg/L	33.00 NTU	92.9 mV	37.40 ft	250.00 ml/min
2/7/2023 3:05 PM	01:40:00	6.45 pH	20.43 °C	73.99 µS/cm	4.08 mg/L	36.00 NTU	92.1 mV	37.40 ft	250.00 ml/min
2/7/2023 3:10 PM	01:45:00	6.43 pH	20.33 °C	73.39 µS/cm	4.14 mg/L	38.00 NTU	92.0 mV	37.40 ft	250.00 ml/min
2/7/2023 3:15 PM	01:50:00	6.44 pH	20.26 °C	73.36 µS/cm	4.13 mg/L	35.00 NTU	91.2 mV	37.40 ft	250.00 ml/min
2/7/2023 3:20 PM	01:55:00	6.45 pH	20.39 °C	73.60 µS/cm	4.14 mg/L	39.00 NTU	90.5 mV	37.40 ft	250.00 ml/min
2/7/2023 3:25 PM	02:00:00	6.47 pH	20.39 °C	76.61 µS/cm	3.85 mg/L	34.00 NTU	90.3 mV	37.40 ft	250.00 ml/min
2/7/2023 3:30 PM	02:05:00	6.47 pH	20.46 °C	75.41 µS/cm	3.95 mg/L	36.00 NTU	89.7 mV	37.40 ft	250.00 ml/min
2/7/2023 3:35 PM	02:10:00	6.45 pH	20.23 °C	74.43 µS/cm	4.07 mg/L	29.00 NTU	89.6 mV	37.40 ft	250.00 ml/min
2/7/2023 3:40 PM	02:15:00	6.44 pH	20.29 °C	73.66 µS/cm	4.18 mg/L	27.00 NTU	89.2 mV	37.40 ft	250.00 ml/min
2/7/2023 3:45 PM	02:20:00	6.44 pH	20.28 °C	73.33 µS/cm	4.20 mg/L	27.00 NTU	88.9 mV	37.40 ft	250.00 ml/min
2/7/2023 3:50 PM	02:25:00	6.44 pH	20.34 °C	74.06 µS/cm	4.10 mg/L	25.00 NTU	88.8 mV	37.40 ft	250.00 ml/min
2/7/2023 3:55 PM	02:30:00	6.45 pH	20.26 °C	74.04 µS/cm	4.09 mg/L	24.00 NTU	88.4 mV	37.40 ft	250.00 ml/min
2/7/2023 4:00 PM	02:35:00	6.44 pH	20.22 °C	74.23 µS/cm	4.07 mg/L	22.00 NTU	88.5 mV	37.40 ft	250.00 ml/min
2/7/2023 4:05 PM	02:40:00	6.45 pH	20.17 °C	74.60 µS/cm	4.04 mg/L	20.00 NTU	97.6 mV	37.40 ft	250.00 ml/min
2/7/2023 4:10 PM	02:45:00	6.46 pH	20.21 °C	74.52 µS/cm	4.02 mg/L	19.00 NTU	88.6 mV	37.40 ft	250.00 ml/min
2/7/2023 4:15 PM	02:50:00	6.46 pH	20.26 °C	75.08 µS/cm	3.95 mg/L	16.00 NTU	87.9 mV	37.40 ft	250.00 ml/min
2/7/2023 4:20 PM	02:55:00	6.47 pH	20.25 °C	75.43 µS/cm	3.92 mg/L	15.00 NTU	87.5 mV	37.40 ft	250.00 ml/min
2/7/2023 4:25 PM	03:00:00	6.46 pH	20.24 °C	75.56 µS/cm	3.89 mg/L	12.00 NTU	88.3 mV	37.40 ft	250.00 ml/min
2/7/2023 4:30 PM	03:05:00	6.47 pH	20.16 °C	75.96 µS/cm	3.85 mg/L	10.00 NTU	87.1 mV	37.40 ft	250.00 ml/min
2/7/2023 4:35 PM	03:10:00	6.47 pH	20.24 °C	76.09 µS/cm	3.84 mg/L	9.83 NTU	86.7 mV	37.40 ft	250.00 ml/min

## Samples

<b>Sample ID:</b>	<b>Description:</b>
-------------------	---------------------

# Low-Flow Test Report:

Test Date / Time: 2/8/2023 9:10:04 AM

Project: Plant McIntosh LF4

Operator Name: J. Berisford

<b>Location Name: GWC-19</b> <b>Well Diameter: 2 in</b> <b>Casing Type: PVC</b> <b>Screen Length: 10 ft</b> <b>Top of Screen: 27.8 in</b> <b>Total Depth: 37.8 ft</b> <b>Initial Depth to Water: 30.23 ft</b>	<b>Pump Type: Peri. Pump</b> <b>Tubing Type: Poly</b> <b>Pump Intake From TOC: 35 ft</b> <b>Estimated Total Volume Pumped: 15 liter</b> <b>Flow Cell Volume: 90 ml</b> <b>Final Flow Rate: 250 ml/min</b> <b>Final Draw Down: 3.2 in</b>	<b>Instrument Used: Aqua TROLL 400</b> <b>Serial Number: 965678</b>
---	--	--

## Test Notes:

Sunny, sample time-1010, FB-05 here at 930

## Low-Flow Readings:

Date Time	Elapsed Time	pH	Temperature	Specific Conductivity	RDO Concentration	Turbidity	ORP	Depth to Water	Flow
		+/- 0.1	+/- 10	+/- 5 %	+/- 10 %	+/- 5	+/- 100	+/- 0.3	
2/8/2023 9:10 AM	00:00	5.61 pH	16.99 °C	46.96 µS/cm	6.02 mg/L	5.11 NTU	132.6 mV	30.23 ft	250.00 ml/min
2/8/2023 9:15 AM	05:00	5.43 pH	20.01 °C	38.75 µS/cm	4.44 mg/L	4.81 NTU	114.7 mV	30.40 ft	250.00 ml/min
2/8/2023 9:20 AM	10:00	5.49 pH	20.17 °C	40.64 µS/cm	4.37 mg/L	2.56 NTU	111.5 mV	30.40 ft	250.00 ml/min
2/8/2023 9:25 AM	15:00	5.55 pH	20.17 °C	41.08 µS/cm	4.30 mg/L	1.92 NTU	108.4 mV	30.40 ft	250.00 ml/min
2/8/2023 9:30 AM	20:00	5.57 pH	20.39 °C	41.12 µS/cm	4.32 mg/L	1.70 NTU	107.0 mV	30.50 ft	250.00 ml/min
2/8/2023 9:35 AM	25:00	5.57 pH	20.82 °C	41.23 µS/cm	4.29 mg/L	1.55 NTU	106.0 mV	30.50 ft	250.00 ml/min
2/8/2023 9:40 AM	30:00	5.58 pH	20.88 °C	41.19 µS/cm	4.25 mg/L	1.21 NTU	105.0 mV	30.50 ft	250.00 ml/min
2/8/2023 9:45 AM	35:00	5.57 pH	21.20 °C	41.00 µS/cm	4.32 mg/L	1.05 NTU	104.5 mV	30.50 ft	250.00 ml/min
2/8/2023 9:50 AM	40:00	5.58 pH	20.93 °C	40.91 µS/cm	4.30 mg/L	1.01 NTU	103.9 mV	30.50 ft	250.00 ml/min
2/8/2023 9:55 AM	45:00	5.58 pH	21.19 °C	40.92 µS/cm	4.29 mg/L	0.87 NTU	103.3 mV	30.50 ft	250.00 ml/min
2/8/2023 10:00 AM	50:00	5.58 pH	21.51 °C	41.08 µS/cm	4.19 mg/L	0.57 NTU	102.9 mV	30.50 ft	250.00 ml/min
2/8/2023 10:05 AM	55:00	5.59 pH	21.22 °C	41.21 µS/cm	4.27 mg/L	0.49 NTU	102.4 mV	30.50 ft	250.00 ml/min
2/8/2023 10:10 AM	01:00:00	5.59 pH	21.73 °C	41.13 µS/cm	4.25 mg/L	0.53 NTU	102.0 mV	30.50 ft	250.00 ml/min

## Samples

# Low-Flow Test Report:

Test Date / Time: 2/8/2023 10:35:29 AM

Project: Plant McIntosh LF4

Operator Name: J. Berisford

<b>Location Name: GWC-20</b> <b>Well Diameter: 2 in</b> <b>Casing Type: PVC</b> <b>Screen Length: 10 ft</b> <b>Top of Screen: 20.14 ft</b> <b>Total Depth: 30.14 ft</b> <b>Initial Depth to Water: 23.66 ft</b>	<b>Pump Type: Peri. Pump</b> <b>Tubing Type: Poly</b> <b>Pump Intake From TOC: 25 ft</b> <b>Estimated Total Volume Pumped: 12.4 liter</b> <b>Flow Cell Volume: 90 ml</b> <b>Final Flow Rate: 275 ml/min</b> <b>Final Draw Down: 2 in</b>	<b>Instrument Used: Aqua TROLL 400</b> <b>Serial Number: 965678</b>
---	--	--

## Test Notes:

Sunny, sample time- 1120, DUP-04 here

## Low-Flow Readings:

Date Time	Elapsed Time	pH	Temperature	Specific Conductivity	RDO Concentration	Turbidity	ORP	Depth to Water	Flow
		+/- 0.1	+/- 10	+/- 5 %	+/- 10 %	+/- 5	+/- 100	+/- 0.3	
2/8/2023 10:35 AM	00:00	6.05 pH	29.43 °C	0.00 µS/cm	7.45 mg/L	13.00 NTU	92.2 mV	23.66 ft	250.00 ml/min
2/8/2023 10:40 AM	05:00	4.87 pH	21.71 °C	25.24 µS/cm	4.71 mg/L	11.00 NTU	121.4 mV	23.70 ft	250.00 ml/min
2/8/2023 10:45 AM	10:00	4.78 pH	20.95 °C	26.11 µS/cm	4.79 mg/L	8.22 NTU	118.6 mV	23.70 ft	250.00 ml/min
2/8/2023 10:50 AM	15:00	4.84 pH	20.93 °C	26.01 µS/cm	4.71 mg/L	6.19 NTU	116.2 mV	23.80 ft	250.00 ml/min
2/8/2023 10:55 AM	20:00	4.84 pH	20.96 °C	25.77 µS/cm	4.61 mg/L	4.28 NTU	114.9 mV	23.80 ft	250.00 ml/min
2/8/2023 11:00 AM	25:00	4.86 pH	20.94 °C	25.85 µS/cm	4.69 mg/L	2.93 NTU	113.7 mV	23.80 ft	250.00 ml/min
2/8/2023 11:05 AM	30:00	4.84 pH	21.02 °C	26.01 µS/cm	4.53 mg/L	1.24 NTU	141.8 mV	23.80 ft	250.00 ml/min
2/8/2023 11:10 AM	35:00	4.85 pH	21.11 °C	25.99 µS/cm	4.56 mg/L	1.21 NTU	114.5 mV	23.80 ft	250.00 ml/min
2/8/2023 11:15 AM	40:00	4.84 pH	21.13 °C	26.00 µS/cm	4.60 mg/L	1.05 NTU	141.8 mV	23.80 ft	250.00 ml/min
2/8/2023 11:20 AM	45:00	4.84 pH	21.14 °C	26.02 µS/cm	4.52 mg/L	0.79 NTU	114.5 mV	23.80 ft	250.00 ml/min

## Samples

Sample ID:	Description:
------------	--------------

# Low-Flow Test Report:

Test Date / Time: 2/8/2023 1:15:16 PM

Project: Plant McIntosh LF4

Operator Name: Toby Johnson

<b>Location Name: GWC-21</b> <b>Well Diameter: 2 in</b> <b>Casing Type: PVC</b> <b>Screen Length: 10 ft</b> <b>Top of Screen: 17.16 ft</b> <b>Total Depth: 27.16 ft</b> <b>Initial Depth to Water: 21.79 ft</b>	<b>Pump Type: Peri Pump</b> <b>Tubing Type: Poly</b> <b>Pump Intake From TOC: 24 ft</b> <b>Estimated Total Volume Pumped: 13.2 liter</b> <b>Flow Cell Volume: 90 ml</b> <b>Final Flow Rate: 220 ml/min</b> <b>Final Draw Down: 6.12 in</b>	<b>Instrument Used: Aqua TROLL 400</b> <b>Serial Number: 965658</b>
---	--	--

## Test Notes:

Sunny, sampled at 1415, MCI-LF4-FB-06 here at 1400

## Low-Flow Readings:

Date Time	Elapsed Time	pH	Temperature	Specific Conductivity	RDO Concentration	Turbidity	ORP	Depth to Water	Flow
		+/- 0.1	+/- 2	+/- 5 %	+/- 10 %	+/- 10	+/- 100	+/- 5	
2/8/2023 1:15 PM	00:00	4.91 pH	23.51 °C	39.46 µS/cm	3.86 mg/L	5.89 NTU	131.0 mV	21.79 ft	220.00 ml/min
2/8/2023 1:20 PM	05:00	4.90 pH	22.18 °C	40.37 µS/cm	3.67 mg/L	4.32 NTU	125.4 mV	22.10 ft	220.00 ml/min
2/8/2023 1:25 PM	10:00	4.89 pH	21.98 °C	40.41 µS/cm	3.63 mg/L	3.21 NTU	123.0 mV	22.10 ft	220.00 ml/min
2/8/2023 1:30 PM	15:00	4.86 pH	21.88 °C	40.40 µS/cm	3.34 mg/L	2.97 NTU	135.0 mV	22.20 ft	220.00 ml/min
2/8/2023 1:35 PM	20:00	4.86 pH	21.82 °C	40.50 µS/cm	3.27 mg/L	2.73 NTU	121.3 mV	22.20 ft	220.00 ml/min
2/8/2023 1:40 PM	25:00	4.85 pH	21.74 °C	40.56 µS/cm	3.21 mg/L	3.67 NTU	120.1 mV	22.30 ft	220.00 ml/min
2/8/2023 1:45 PM	30:00	4.86 pH	21.73 °C	40.60 µS/cm	3.18 mg/L	4.95 NTU	130.2 mV	22.30 ft	220.00 ml/min
2/8/2023 1:50 PM	35:00	4.83 pH	21.77 °C	40.78 µS/cm	3.13 mg/L	3.67 NTU	118.9 mV	22.30 ft	220.00 ml/min
2/8/2023 1:55 PM	40:00	4.84 pH	21.92 °C	40.35 µS/cm	3.20 mg/L	18.90 NTU	129.5 mV	22.30 ft	220.00 ml/min
2/8/2023 2:00 PM	45:00	4.84 pH	21.64 °C	40.29 µS/cm	3.40 mg/L	30.80 NTU	129.3 mV	22.30 ft	220.00 ml/min
2/8/2023 2:05 PM	50:00	4.86 pH	21.79 °C	40.19 µS/cm	3.28 mg/L	17.20 NTU	117.2 mV	22.30 ft	220.00 ml/min
2/8/2023 2:10 PM	55:00	4.85 pH	21.74 °C	40.15 µS/cm	3.33 mg/L	7.89 NTU	116.2 mV	22.30 ft	220.00 ml/min
2/8/2023 2:15 PM	01:00:00	4.85 pH	21.66 °C	40.00 µS/cm	3.26 mg/L	3.99 NTU	116.2 mV	22.30 ft	220.00 ml/min

## Samples



# Low-Flow Test Report:

Test Date / Time: 2/8/2023 11:35:11 AM

Project: Plant McIntosh LF4

Operator Name: Toby Johnson

<b>Location Name: GWC-23</b> <b>Well Diameter: 2 in</b> <b>Casing Type: PVC</b> <b>Screen Length: 10 ft</b> <b>Top of Screen: 23.7 ft</b> <b>Total Depth: 33.7 ft</b> <b>Initial Depth to Water: 29.7 ft</b>	<b>Pump Type: Peri Pump</b> <b>Tubing Type: Poly</b> <b>Pump Intake From TOC: 31 ft</b> <b>Estimated Total Volume Pumped: 9.875 liter</b> <b>Flow Cell Volume: 90 ml</b> <b>Final Flow Rate: 150 ml/min</b> <b>Final Draw Down: 16.8 in</b>	<b>Instrument Used: Aqua TROLL 400</b> <b>Serial Number: 965658</b>
--	---	--

## Test Notes:

Sunny, sampled at 1240

## Low-Flow Readings:

Date Time	Elapsed Time	pH	Temperature	Specific Conductivity	RDO Concentration	Turbidity	ORP	Depth to Water	Flow
		+/- 0.1	+/- 2	+/- 5 %	+/- 10 %	+/- 10	+/- 100	+/- 5	
2/8/2023 11:35 AM	00:00	5.14 pH	24.22 °C	40.36 µS/cm	5.86 mg/L	1.79 NTU	119.2 mV	29.70 ft	175.00 ml/min
2/8/2023 11:40 AM	05:00	5.04 pH	21.56 °C	38.55 µS/cm	4.00 mg/L	1.64 NTU	120.7 mV	30.30 ft	150.00 ml/min
2/8/2023 11:45 AM	10:00	5.04 pH	21.32 °C	36.86 µS/cm	4.33 mg/L	1.99 NTU	119.0 mV	30.50 ft	150.00 ml/min
2/8/2023 11:50 AM	15:00	5.04 pH	21.39 °C	37.35 µS/cm	4.39 mg/L	1.72 NTU	116.6 mV	30.70 ft	150.00 ml/min
2/8/2023 11:55 AM	20:00	5.02 pH	21.46 °C	36.09 µS/cm	4.74 mg/L	1.99 NTU	114.6 mV	30.80 ft	150.00 ml/min
2/8/2023 12:00 PM	25:00	5.06 pH	21.42 °C	36.35 µS/cm	4.57 mg/L	2.07 NTU	113.9 mV	30.90 ft	150.00 ml/min
2/8/2023 12:05 PM	30:00	5.01 pH	21.39 °C	36.14 µS/cm	5.14 mg/L	1.78 NTU	126.3 mV	30.90 ft	150.00 ml/min
2/8/2023 12:10 PM	35:00	5.04 pH	21.53 °C	36.67 µS/cm	5.72 mg/L	1.34 NTU	126.6 mV	31.00 ft	150.00 ml/min
2/8/2023 12:15 PM	40:00	5.06 pH	21.55 °C	36.46 µS/cm	6.07 mg/L	1.05 NTU	115.4 mV	31.00 ft	150.00 ml/min
2/8/2023 12:20 PM	45:00	5.09 pH	21.55 °C	43.17 µS/cm	2.45 mg/L	0.74 NTU	125.0 mV	31.00 ft	150.00 ml/min
2/8/2023 12:25 PM	50:00	5.04 pH	21.51 °C	37.43 µS/cm	4.56 mg/L	0.80 NTU	114.2 mV	31.10 ft	150.00 ml/min
2/8/2023 12:30 PM	55:00	5.06 pH	21.50 °C	37.28 µS/cm	5.01 mg/L	0.93 NTU	113.7 mV	31.10 ft	150.00 ml/min
2/8/2023 12:35 PM	01:00:00	5.07 pH	21.72 °C	37.57 µS/cm	5.08 mg/L	1.03 NTU	113.3 mV	31.10 ft	150.00 ml/min
2/8/2023 12:40 PM	01:05:00	5.08 pH	21.77 °C	37.82 µS/cm	5.13 mg/L	0.82 NTU	112.8 mV	31.10 ft	150.00 ml/min



# Daily Instrument Calibration Log

SITE: McIntosh LF4  
 TECHNICIAN: S. Bersted  
 WATER LEVEL: Soled  
 WATER LEVEL S/N: 267301

INSTRUMENT S/N: 965678  
 INSTRUMENT TYPE: AquaTroll  
 CAL. SOLUTIONS: ID: pH 4 LOT #: 16K617 EXP. DATE: 11/20  
 ID: pH 7 LOT #: 266042 EXP. DATE: 7/24  
 ID: pH 10 LOT #: 161238 EXP. DATE: 6/23  
 ID: Cond LOT #: 26F206 EXP. DATE: 6/23  
 ID: ORP LOT #: 266459 EXP. DATE: 4/23

Midday pH check  
 Must be less than .10  
 (6.90-7.10 range)  
 Recalibrate if not within range

Calibration Date: 2/6/23  
 RDO: 100% sat. = 99.2 Midday pH check  
 PH: 4.00 = 3.95 7.00 = 6.95 10.00 = 9.43 7.0 = 7.00  
 PH Recal (if needed): 4.00 = 7.00 = 10.00 = 7.0 = post recal check  
 CONDUCTIVITY: 1413 = 1612  
 ORP (mV) 240 = 215.4

Calibration Date: 2/7/23  
 RDO: 100% sat. = 99.5 Midday pH check  
 PH: 4.00 = 4.80 4.04 7.00 = 7.16 10.00 = 10.10 7.0 = 7.01  
 PH Recal (if needed): 4.00 = 7.00 = 10.00 = 7.0 = post recal check  
 CONDUCTIVITY: 1413 = 1363  
 ORP (mV) 240 = 254

Calibration Date: 2/8/23  
 RDO: 100% sat. = 100.3 Midday pH check  
 PH: 4.00 = 4.02 7.00 = 7.03 10.00 = 10.13 7.0 = 7.05  
 PH Recal (if needed): 4.00 = 7.00 = 10.00 = 7.0 = post recal check  
 CONDUCTIVITY: 1413 = 1162  
 ORP (mV) 240 = 248.1

Calibration Date:  
 RDO: 100% sat. = Midday pH check  
 PH: 4.00 = 7.00 = 10.00 = 7.0 =  
 PH Recal (if needed): 4.00 = 7.00 = 10.00 = 7.0 = post recal check  
 CONDUCTIVITY: =  
 ORP (mV) =

Calibration Date:  
 RDO: 100% sat. = Midday pH check  
 PH: 4.00 = 7.00 = 10.00 = 7.0 =  
 PH Recal (if needed): 4.00 = 7.00 = 10.00 = 7.0 = post recal check  
 CONDUCTIVITY: =  
 ORP (mV) =



# Daily Instrument Calibration Log

SITE: Metrol LFP  
TECHNICIAN: J. Benschel

INSTRUMENT S/N: ... 000803  
INSTRUMENT TYPE: HACH 2100 B  
CAL. SOLUTION: 0 NTU - LOT # DT 1450 EXP. DATE: NA  
10 NTU - LOT # A2085 EXP. DATE: 7/23  
20 NTU - LOT # A2200 EXP. DATE: 11/23

Calibration Date: 2/6/23

Calibration Solution	Instrument Reading	
0.0	<u>0.21</u>	NTU
10.0	<u>9.26</u>	NTU
20.0	<u>20.2</u>	NTU

Calibration Date: 2/7/23

Calibration Solution	Instrument Reading	
0.0	<u>0.25</u>	NTU
10.0	<u>9.55</u>	NTU
20.0	<u>20.2</u>	NTU

Calibration Date: 2/8/23

Calibration Solution	Instrument Reading	
0.0	<u>0.28</u>	NTU
10.0	<u>9.74</u>	NTU
20.0	<u>20.1</u>	NTU

Calibration Date:

Calibration Solution	Instrument Reading	
0.0		NTU
10.0		NTU
20.0		NTU

Calibration Date:

Calibration Solution	Instrument Reading	
0.0		NTU
10.0		NTU
20.0		NTU

Calibration Date:

Calibration Solution	Instrument Reading	
0.0		NTU
10.0		NTU
20.0		NTU



# Daily Instrument Calibration Log

SITE: Plant McIntosh LF4  
 TECHNICIAN: Toby Johnson  
 WATER LEVEL: Solinst  
 WATER LEVEL S/N: 322101

INSTRUMENT S/N: 965658  
 INSTRUMENT TYPE: AquaTroll  
 CAL. SOLUTIONS/ID: Cond LOT #: 261642 EXP. DATE: 9/23  
 ID: pH 4 LOT #: 264670 EXP. DATE: 8/24  
 ID: pH 7 LOT #: 261304 EXP. DATE: 9/24  
 ID: pH 10 LOT #: 261903 EXP. DATE: 8/24  
 ID: ORP LOT #: 261022 EXP. DATE: 9/23

Midday pH check  
 Must be less than .10  
 (6.90-7.10 range)  
 Recalibrate if not within range

Calibration Date: 2/7/23

RDO: 100% sat. = 92.34 Midday pH check  
 PH: 4.00 = 3.96 7.00 = 7.15 10.00 = 10.23 7.0 = 7.01  
 PH Recal (if needed): 4.00 = \_\_\_\_\_ 7.00 = \_\_\_\_\_ 10.00 = \_\_\_\_\_ 7.0 = \_\_\_\_\_ post recal check  
 CONDUCTIVITY: 1413 = 1131.8  
 ORP (mV) 240 = 258.4

Calibration Date: 2/8/23

RDO: 100% sat. = 103.17 Midday pH check  
 PH: 4.00 = 3.98 7.00 = 7.11 10.00 = 10.06 7.0 = 6.99  
 PH Recal (if needed): 4.00 = \_\_\_\_\_ 7.00 = \_\_\_\_\_ 10.00 = \_\_\_\_\_ 7.0 = \_\_\_\_\_ post recal check  
 CONDUCTIVITY: 1413 = 1138.3  
 ORP (mV) 240 = 236.3

Calibration Date:

RDO: 100% sat. = \_\_\_\_\_ Midday pH check  
 PH: 4.00 = \_\_\_\_\_ 7.00 = \_\_\_\_\_ 10.00 = \_\_\_\_\_ 7.0 = \_\_\_\_\_  
 PH Recal (if needed): 4.00 = \_\_\_\_\_ 7.00 = \_\_\_\_\_ 10.00 = \_\_\_\_\_ 7.0 = \_\_\_\_\_ post recal check  
 CONDUCTIVITY: \_\_\_\_\_ = \_\_\_\_\_  
 ORP (mV) \_\_\_\_\_ = \_\_\_\_\_

Calibration Date:

RDO: 100% sat. = \_\_\_\_\_ Midday pH check  
 PH: 4.00 = \_\_\_\_\_ 7.00 = \_\_\_\_\_ 10.00 = \_\_\_\_\_ 7.0 = \_\_\_\_\_  
 PH Recal (if needed): 4.00 = \_\_\_\_\_ 7.00 = \_\_\_\_\_ 10.00 = \_\_\_\_\_ 7.0 = \_\_\_\_\_ post recal check  
 CONDUCTIVITY: \_\_\_\_\_ = \_\_\_\_\_  
 ORP (mV) \_\_\_\_\_ = \_\_\_\_\_

Calibration Date:

RDO: 100% sat. = \_\_\_\_\_ Midday pH check  
 PH: 4.00 = \_\_\_\_\_ 7.00 = \_\_\_\_\_ 10.00 = \_\_\_\_\_ 7.0 = \_\_\_\_\_  
 PH Recal (if needed): 4.00 = \_\_\_\_\_ 7.00 = \_\_\_\_\_ 10.00 = \_\_\_\_\_ 7.0 = \_\_\_\_\_ post recal check  
 CONDUCTIVITY: \_\_\_\_\_ = \_\_\_\_\_  
 ORP (mV) \_\_\_\_\_ = \_\_\_\_\_



# Daily Instrument Calibration Log

SITE: Plant McIntosh  
TECHNICIAN: Tom Johnson

INSTRUMENT S/N: 110900012353  
INSTRUMENT TYPE: Hach 2100Q  
CAL. SOLUTION: 0 NTU - LOT # P.I. Water EXP. DATE: New  
10 NTU - LOT # A2122 EXP. DATE: 8/23  
20 NTU - LOT # A2124 EXP. DATE: 8/23

Calibration Date: 2/7/23

Calibration Solution	Instrument Reading	
0.0	0.16	NTU
10.0	9.95	NTU
20.0	20.4	NTU

Calibration Date: 2/8/23

Calibration Solution	Instrument Reading	
0.0	0.17	NTU
10.0	9.91	NTU
20.0	20.2	NTU

Calibration Date:

Calibration Solution	Instrument Reading	
0.0		NTU
10.0		NTU
20.0		NTU

Calibration Date:

Calibration Solution	Instrument Reading	
0.0		NTU
10.0		NTU
20.0		NTU

Calibration Date:

Calibration Solution	Instrument Reading	
0.0		NTU
10.0		NTU
20.0		NTU

Calibration Date:

Calibration Solution	Instrument Reading	
0.0		NTU
10.0		NTU
20.0		NTU



ATLANTIC COAST CONSULTING, INC.

### Daily Instrument Calibration Log

SITE: Plant McIntosh  
 TECHNICIAN: Dever Johnson  
 WATER LEVEL: Scinist  
 WATER LEVEL S/N: 530984

INSTRUMENT S/N: 884186  
 INSTRUMENT TYPE: AquaTroll 530984  
 CAL. SOLUTIONS/ID: ORP LOT #: 22200085 EXP. DATE: 08/23  
 ID: PH 4 LOT #: 21470032 EXP. DATE: 04/23  
 ID: PH 7 LOT #: 22140109 EXP. DATE: 08/23  
 ID: PH 10 LOT #: 22110130 EXP. DATE: 08/23  
 ID: Conduct. LOT #: 261642 EXP. DATE: 09/23 **Midday pH check**  
 ID: LOT #: EXP. DATE: **Must be less than .10**  
 ID: LOT #: EXP. DATE: **(6.90-7.10 range)**  
 Recalibrate if not within range

**Calibration Date:** 2/7/23

RDO: 100% sat. = 95.85% **Midday pH check**  
 PH: 4.00 = 4.01 7.00 = 7.05 10.00 = 10.29 7.0 = 7.05  
 PH Recal (if needed): 4.00 = 7.00 = 10.00 = 7.0 = post recal check  
 CONDUCTIVITY: 1.413 = 708.74  
 ORP (mV) 228 = 265.6

**Calibration Date:** 2/8/23

RDO: 100% sat. = 101.01 **Midday pH check**  
 PH: 4.00 = 4.06 7.00 = 7.03 10.00 = 10.09 7.0 = 7.04  
 PH Recal (if needed): 4.00 = 7.00 = 10.00 = 7.0 = post recal check  
 CONDUCTIVITY: 1.431 = 1.14  
 ORP (mV) 228 = 237.8

**Calibration Date:**

RDO: 100% sat. = **Midday pH check**  
 PH: 4.00 = 7.00 = 10.00 = 7.0 =  
 PH Recal (if needed): 4.00 = 7.00 = 10.00 = 7.0 = post recal check  
 CONDUCTIVITY: 1.431 = 1.14  
 ORP (mV) =

**Calibration Date:**

RDO: 100% sat. = **Midday pH check**  
 PH: 4.00 = 7.00 = 10.00 = 7.0 =  
 PH Recal (if needed): 4.00 = 7.00 = 10.00 = 7.0 = post recal check  
 CONDUCTIVITY: =  
 ORP (mV) =

**Calibration Date:**

RDO: 100% sat. = **Midday pH check**  
 PH: 4.00 = 7.00 = 10.00 = 7.0 =  
 PH Recal (if needed): 4.00 = 7.00 = 10.00 = 7.0 = post recal check  
 CONDUCTIVITY: =  
 ORP (mV) =





## Daily Instrument Calibration Log

SITE: Plant McIntosh  
TECHNICIAN: Daver Johnson

INSTRUMENT'S/N: 2207D000463  
INSTRUMENT TYPE: Hach 2100Q  
CAL. SOLUTION: 0 NTU - LOT # — EXP. DATE: — DI water  
10 NTU - LOT # A2264 EXP. DATE: 1/24  
20 NTU - LOT # A2231 EXP. DATE: 12/23

Calibration Date: 2/7/23

Calibration Solution	Instrument Reading	
0.0	0.21	NTU
10.0	10.1	NTU
20.0	20.3	NTU

Calibration Date: 2/8/23

Calibration Solution	Instrument Reading	
0.0	0.18	NTU
10.0	9.69	NTU
20.0	19.9	NTU

Calibration Date:

Calibration Solution	Instrument Reading	
0.0		NTU
10.0		NTU
20.0		NTU

Calibration Date:

Calibration Solution	Instrument Reading	
0.0		NTU
10.0		NTU
20.0		NTU

Calibration Date:

Calibration Solution	Instrument Reading	
0.0		NTU
10.0		NTU
20.0		NTU

Calibration Date:

Calibration Solution	Instrument Reading	
0.0		NTU
10.0		NTU
20.0		NTU

**Plant McIntosh Landfill No. 4  
February 2023 Well Inspection Form**



Permit No.: 051-010D(LI)

**1 - Location/Identification**

		<b>GWC-1</b>	<b>GWA-2</b>	<b>GWA-3</b>	<b>GWA-4A</b>	<b>GWA-5</b>	<b>GWC-9</b>	<b>GWC-10</b>	<b>GWC-11</b>	<b>GWC-12</b>	<b>GWA-13</b>
a	Is the well visible and accessible?	Yes	Yes	Yes	Yes	Yes	Yes	Yes	Yes	Yes	Yes
b	Is the well properly identified with the correct well ID?	Yes	Yes	Yes	No	No	Yes	Yes	Yes	Yes	Yes
c	Does the well require protection from traffic?	No	No	No	No	No	No	No	No	No	No
d	Is the drainage around the well acceptable? (No standing water, nor is well located in obvious drainage flow path)	Yes	Yes	Yes	Yes	Yes	Yes	Yes	Yes	Yes	Yes

NOTE: \* Well shown within parentheses is proposed name change as described in 2018 permit submittal; Form Derived from "Georgia EPD's Groundwater Monitoring Well Integrity Form".

**Plant McIntosh Landfill No. 4  
February 2023 Well Inspection Form**



Permit No.: 051-010D(LI)

**2 - Protective Outer Casing**

		<b>GWC-1</b>	<b>GWA-2</b>	<b>GWA-3</b>	<b>GWA-4A</b>	<b>GWA-5</b>	<b>GWC-9</b>	<b>GWC-10</b>	<b>GWC-11</b>	<b>GWC-12</b>	<b>GWA-13</b>
a	Is the protective casing free from apparent damage?	Yes	Yes	Yes	Yes	Yes	Yes	Yes	Yes	Yes	Yes
b	Is the casing free of degradation or deterioration?	Yes	Yes	Yes	Yes	Yes	Yes	Yes	Yes	Yes	Yes
c	Does the casing have a functioning weep hole?	Yes	Yes	Yes	Yes	Yes	Yes	Yes	Yes	Yes	Yes
d	Is the annular space between casings filled with pea gravel or sand?	Yes	Yes	Yes	Yes	Yes	Yes	Yes	Yes	Yes	Yes
e	Is the well locked, and is the lock in good working condition?	Yes	Yes	Yes	Yes	Yes	Yes	Yes	Yes	Yes	Yes

NOTE: Form Derived from "Georgia EPD's Groundwater Monitoring Well Integrity Form".

**Plant McIntosh Landfill No. 4  
February 2023 Well Inspection Form**



Permit No.: 051-010D(LI)

**3 - Surface Pad**

		<b>GWC-1</b>	<b>GWA-2</b>	<b>GWA-3</b>	<b>GWA-4A</b>	<b>GWA-5</b>	<b>GWC-9</b>	<b>GWC-10</b>	<b>GWC-11</b>	<b>GWC-12</b>	<b>GWA-13</b>
a	Is the well pad in good condition? (Not cracked or broken)	Yes	Yes	Yes	Yes	Yes	Yes	Yes	Yes	Yes	Yes
b	Does the well pad provide adequate surface seal and stability to the well?	Yes	Yes	Yes	Yes	Yes	Yes	Yes	Yes	Yes	Yes
c	Is the well pad in complete contact with the protective casing?	Yes	Yes	Yes	Yes	Yes	Yes	Yes	Yes	Yes	Yes
d	Is the well pad in complete contact with the ground surface? (Not undermined by erosion, animal burrows, and does not move when stepped on)	Yes	Yes	Yes	Yes	Yes	Yes	Yes	Yes	Yes	Yes
e	Is the pad surface clean? (Not covered by soil or debris)	Yes	Yes	Yes	Yes	Yes	Yes	Yes	Yes	Yes	Yes

NOTE: Form Derived from "Georgia EPD's Groundwater Monitoring Well Integrity Form".

**Plant McIntosh Landfill No. 4  
February 2023 Well Inspection Form**



Permit No.: 051-010D(LI)

4 - Internal Well Casing

		<b>GWC-1</b>	<b>GWA-2</b>	<b>GWA-3</b>	<b>GWA-4A</b>	<b>GWA-5</b>	<b>GWC-9</b>	<b>GWC-10</b>	<b>GWC-11</b>	<b>GWC-12</b>	<b>GWA-13</b>
a	Does the well cap prevent entry of foreign material into the well?	Yes	Yes	Yes	Yes	Yes	Yes	Yes	Yes	Yes	Yes
b	Is the casing free of kinks or bends, or any obstruction from foreign objects (such as bailers) ?	Yes	Yes	Yes	Yes	Yes	Yes	Yes	Yes	Yes	Yes
c	Does the well have a venting hole near the top of casing?	Yes	Yes	Yes	Yes	Yes	Yes	Yes	Yes	Yes	Yes
d	Is the survey point clearly marked on the inner casing?	Yes	Yes	Yes	Yes	Yes	Yes	Yes	Yes	Yes	Yes
e	Is the depth of the well consistent with the original well log?	Yes	Yes	Yes	Yes	Yes	Yes	Yes	Yes	Yes	Yes
f	Does the PVC casing move easily when touched or can it be taken apart by hand due to lack of grout or use of slip couplings in construction?	No	No	No	No	No	No	No	No	No	No

NOTE: Form Derived from "Georgia EPD's Groundwater Monitoring Well Integrity Form".

**Plant McIntosh Landfill No. 4  
February 2023 Well Inspection Form**



Permit No.: 051-010D(LI)

5 - Sampling (Groundwater Monitoring Wells Only):

		GWC-1	GWA-2	GWA-3	GWA-4A	GWA-5	GWC-9	GWC-10	GWC-11	GWC-12	GWA-13
a	Does the well recharge adequately when purged?	Yes	Yes	Yes	Yes	Yes	Yes	Yes	Yes	Yes	Yes
b	If dedicated sampling equipment is installed, is it in good condition?	N/A	N/A	N/A	N/A	N/A	N/A	N/A	N/A	N/A	N/A
c	Does the well require redevelopment due to slow recharge or turbidity > 10 NTUs?	No	No	No	No	No	No	No	No	No	No

Note: N/A - Not Applicable

6 - Based on your professional judgment, is the well construction / location appropriate to:

		GWC-1	GWA-2	GWA-3	GWA-4A	GWA-5	GWC-9	GWC-10	GWC-11	GWC-12	GWA-13
1) achieve the objectives of the facility Groundwater Monitoring Program, and 2) comply with the applicable regulatory requirements?		Yes	Yes	Yes	Yes	Yes	Yes	Yes	Yes	Yes	Yes

7 - Corrective actions completed and Notes:

GWA-4A well labeled "GWC-4A"  
GWA-5 well labeled "GWC-5"

Staff: T. Johnson

Date: 2/6/2023

NOTE: Form Derived from "Georgia EPD's Groundwater Monitoring Well Integrity Form".



**Plant McIntosh Landfill No. 4  
February 2023 Well Inspection Form**



Permit No.: 051-010D(LI)

**1 - Location/Identification**

		<b>GWA-14</b>	<b>GWA-15</b>	<b>GWA-16</b>	<b>GWC-17</b>	<b>GWC-18</b>	<b>GWC-19</b>	<b>GWC-20</b>	<b>GWC-21</b>	<b>PZ-22</b>	<b>GWC-23</b>
a	Is the well visible and accessible?	Yes	Yes	Yes	Yes	Yes	Yes	Yes	Yes	Yes	Yes
b	Is the well properly identified with the correct well ID?	Yes	Yes	Yes	Yes	Yes	Yes	Yes	Yes	Yes	Yes
c	Does the well require protection from traffic?	No	No	No	No	No	No	No	No	No	No
d	Is the drainage around the well acceptable? (No standing water, nor is well located in obvious drainage flow path)	Yes	Yes	Yes	Yes	Yes	Yes	Yes	Yes	Yes	Yes

NOTE: \* Well shown within parentheses is proposed name change as described in 2018 permit submittal; Form Derived from "Georgia EPD's Groundwater Monitoring Well Integrity Form".

**Plant McIntosh Landfill No. 4  
February 2023 Well Inspection Form**



Permit No.: 051-010D(LI)

**2 - Protective Outer Casing**

		<b>GWA-14</b>	<b>GWA-15</b>	<b>GWA-16</b>	<b>GWC-17</b>	<b>GWC-18</b>	<b>GWC-19</b>	<b>GWC-20</b>	<b>GWC-21</b>	<b>PZ-22</b>	<b>GWC-23</b>
a	Is the protective casing free from apparent damage?	Yes	Yes	Yes	Yes	Yes	Yes	Yes	Yes	Yes	Yes
b	Is the casing free of degradation or deterioration?	Yes	Yes	Yes	Yes	Yes	Yes	Yes	Yes	Yes	Yes
c	Does the casing have a functioning weep hole?	Yes	Yes	Yes	Yes	Yes	Yes	Yes	Yes	Yes	Yes
d	Is the annular space between casings filled with pea gravel or sand?	Yes	Yes	Yes	Yes	Yes	Yes	Yes	Yes	Yes	Yes
e	Is the well locked, and is the lock in good working condition?	Yes	Yes	Yes	Yes	Yes	Yes	Yes	Yes	Yes	Yes

NOTE: Form Derived from "Georgia EPD's Groundwater Monitoring Well Integrity Form".

**Plant McIntosh Landfill No. 4  
February 2023 Well Inspection Form**



Permit No.: 051-010D(LI)

**3 - Surface Pad**

		<b>GWA-14</b>	<b>GWA-15</b>	<b>GWA-16</b>	<b>GWC-17</b>	<b>GWC-18</b>	<b>GWC-19</b>	<b>GWC-20</b>	<b>GWC-21</b>	<b>PZ-22</b>	<b>GWC-23</b>
a	Is the well pad in good condition? (Not cracked or broken)	Yes	Yes	Yes	Yes	Yes	Yes	Yes	Yes	Yes	Yes
b	Does the well pad provide adequate surface seal and stability to the well?	Yes	Yes	Yes	Yes	Yes	Yes	Yes	Yes	Yes	Yes
c	Is the well pad in complete contact with the protective casing?	Yes	Yes	Yes	Yes	Yes	Yes	Yes	Yes	Yes	Yes
d	Is the well pad in complete contact with the ground surface? (Not undermined by erosion, animal burrows, and does not move when stepped on)	Yes	Yes	Yes	Yes	Yes	Yes	Yes	Yes	Yes	Yes
e	Is the pad surface clean? (Not covered by soil or debris)	Yes	Yes	Yes	Yes	Yes	Yes	Yes	Yes	Yes	Yes

NOTE: Form Derived from "Georgia EPD's Groundwater Monitoring Well Integrity Form".

**Plant McIntosh Landfill No. 4  
February 2023 Well Inspection Form**



Permit No.: 051-010D(LI)

4 - Internal Well Casing

		<b>GWA-14</b>	<b>GWA-15</b>	<b>GWA-16</b>	<b>GWC-17</b>	<b>GWC-18</b>	<b>GWC-19</b>	<b>GWC-20</b>	<b>GWC-21</b>	<b>PZ-22</b>	<b>GWC-23</b>
a	Does the well cap prevent entry of foreign material into the well?	Yes	Yes	Yes	Yes	Yes	Yes	Yes	Yes	Yes	Yes
b	Is the casing free of kinks or bends, or any obstruction from foreign objects (such as bailers) ?	Yes	Yes	Yes	Yes	Yes	Yes	Yes	Yes	Yes	Yes
c	Does the well have a venting hole near the top of casing?	Yes	Yes	Yes	Yes	Yes	Yes	Yes	Yes	Yes	Yes
d	Is the survey point clearly marked on the inner casing?	Yes	Yes	Yes	Yes	Yes	Yes	Yes	Yes	Yes	Yes
e	Is the depth of the well consistent with the original well log?	Yes	Yes	Yes	Yes	Yes	Yes	Yes	Yes	Yes	Yes
f	Does the PVC casing move easily when touched or can it be taken apart by hand due to lack of grout or use of slip couplings in construction?	No	No	No	No	No	No	No	No	No	No

NOTE: Form Derived from "Georgia EPD's Groundwater Monitoring Well Integrity Form".

**Plant McIntosh Landfill No. 4  
February 2023 Well Inspection Form**



Permit No.: 051-010D(LI)

5 - Sampling (Groundwater Monitoring Wells Only):

		GWA-14	GWA-15	GWA-16	GWC-17	GWC-18	GWC-19	GWC-20	GWC-21	PZ-22	GWC-23
a	Does the well recharge adequately when purged?	Yes	Yes	Yes	Yes	Yes	Yes	Yes	Yes	N/A	Yes
b	If dedicated sampling equipment is installed, is it in good condition?	N/A	N/A	N/A	N/A	N/A	N/A	N/A	N/A	N/A	N/A
c	Does the well require redevelopment due to slow recharge or turbidity > 10 NTUs?	No	No	No	No	No	No	No	No	N/A	No

Note: N/A - Not Applicable

6 - Based on your professional judgment, is the well construction / location appropriate to:

		GWA-14	GWA-15	GWA-16	GWC-17	GWC-18	GWC-19	GWC-20	GWC-21	PZ-22	GWC-23
	1) achieve the objectives of the facility Groundwater Monitoring Program, and 2) comply with the applicable regulatory requirements?	Yes	Yes	Yes	Yes	Yes	Yes	Yes	Yes	Yes	Yes

7 - Corrective actions completed and Notes:

Staff: T. Johnson  
Date: 2/6/2023

NOTE: Form Derived from "Georgia EPD's Groundwater Monitoring Well Integrity Form".

## APPENDIX A

---

### *Laboratory Analytical and Field Sampling Reports July 2023 Monitoring Event*



 **ANALYTICAL REPORT****PREPARED FOR**

Attn: Lauren Hartley  
Southern Company  
241 Ralph McGill Blvd SE  
B10185  
Atlanta, Georgia 30308

Generated 8/30/2023 1:16:15 PM Revision 1

**JOB DESCRIPTION**

Plant McIntosh Landfill 4

**JOB NUMBER**

680-238499-1

# Eurofins Savannah

## Job Notes

This report may not be reproduced except in full, and with written approval from the laboratory. The results relate only to the samples tested. For questions please contact the Project Manager at the e-mail address or telephone number listed on this page.

The test results in this report relate only to the samples as received by the laboratory and will meet all requirements of the methodology, with any exceptions noted. This report shall not be reproduced except in full, without the express written approval of the laboratory. All questions should be directed to the Eurofins Environment Testing Southeast, LLC Project Manager.

## Authorization



Authorized for release by  
David Fuller, Project Manager  
[David.Fuller@et.eurofinsus.com](mailto:David.Fuller@et.eurofinsus.com)  
(770)344-8986

Generated  
8/30/2023 1:16:15 PM  
Revision 1

# Definitions/Glossary

Client: Southern Company  
Project/Site: Plant McIntosh Landfill 4

Job ID: 680-238499-1

## Qualifiers

### HPLC/IC

Qualifier	Qualifier Description
J	Result is less than the RL but greater than or equal to the MDL and the concentration is an approximate value.

### Metals

Qualifier	Qualifier Description
4	MS, MSD: The analyte present in the original sample is greater than 4 times the matrix spike concentration; therefore, control limits are not applicable.
J	Result is less than the RL but greater than or equal to the MDL and the concentration is an approximate value.

### General Chemistry

Qualifier	Qualifier Description
F3	Duplicate RPD exceeds the control limit

## Glossary

Abbreviation	These commonly used abbreviations may or may not be present in this report.
α	Listed under the "D" column to designate that the result is reported on a dry weight basis
%R	Percent Recovery
CFL	Contains Free Liquid
CFU	Colony Forming Unit
CNF	Contains No Free Liquid
DER	Duplicate Error Ratio (normalized absolute difference)
Dil Fac	Dilution Factor
DL	Detection Limit (DoD/DOE)
DL, RA, RE, IN	Indicates a Dilution, Re-analysis, Re-extraction, or additional Initial metals/anion analysis of the sample
DLC	Decision Level Concentration (Radiochemistry)
EDL	Estimated Detection Limit (Dioxin)
LOD	Limit of Detection (DoD/DOE)
LOQ	Limit of Quantitation (DoD/DOE)
MCL	EPA recommended "Maximum Contaminant Level"
MDA	Minimum Detectable Activity (Radiochemistry)
MDC	Minimum Detectable Concentration (Radiochemistry)
MDL	Method Detection Limit
ML	Minimum Level (Dioxin)
MPN	Most Probable Number
MQL	Method Quantitation Limit
NC	Not Calculated
ND	Not Detected at the reporting limit (or MDL or EDL if shown)
NEG	Negative / Absent
POS	Positive / Present
PQL	Practical Quantitation Limit
PRES	Presumptive
QC	Quality Control
RER	Relative Error Ratio (Radiochemistry)
RL	Reporting Limit or Requested Limit (Radiochemistry)
RPD	Relative Percent Difference, a measure of the relative difference between two points
TEF	Toxicity Equivalent Factor (Dioxin)
TEQ	Toxicity Equivalent Quotient (Dioxin)
TNTC	Too Numerous To Count

# Sample Summary

Client: Southern Company  
Project/Site: Plant McIntosh Landfill 4

Job ID: 680-238499-1

Lab Sample ID	Client Sample ID	Matrix	Collected	Received
680-238499-1	MCI-LF4-GWA-2	Water	08/01/23 15:30	08/02/23 13:55
680-238499-2	MCI-GWA-4A	Water	08/01/23 10:05	08/02/23 13:55
680-238499-3	MCI-LF4-GWA-5	Water	08/01/23 11:06	08/02/23 13:55
680-238499-4	MCI-GWA-13	Water	08/01/23 12:10	08/02/23 13:55
680-238499-5	MCI-GWA-15	Water	08/01/23 15:40	08/02/23 13:55
680-238499-6	MCI-GWA-14	Water	08/02/23 09:30	08/02/23 13:55
680-238499-7	MCI-GWA-3	Water	08/02/23 09:55	08/02/23 13:55
680-238499-8	MCI-GWA-16	Water	08/01/23 14:20	08/02/23 13:55

1

2

3

4

5

6

7

8

9

10

11

12

# Case Narrative

Client: Southern Company  
Project/Site: Plant McIntosh Landfill 4

Job ID: 680-238499-1

**Job ID: 680-238499-1**

**Laboratory: Eurofins Savannah**

## Narrative

### Job Narrative 680-238499-1

#### Revision 1

The report being provided is a revision of the original report sent on 8/10/2023. The report (revision 1) is being revised in order to report the re-analyses of Boron after a request for a data quality review for this analyte for the following samples: MCI-GWA-15 (680-238499-5) & MCI-GWA-16 (680-238499-8).

#### Receipt

The samples were received on 8/2/2023 1:55 PM. Unless otherwise noted below, the samples arrived in good condition, and, where required, properly preserved and on ice. The temperature of the cooler at receipt time was 1.0°C

#### HPLC/IC

No additional analytical or quality issues were noted, other than those described above or in the Definitions/ Glossary page.

#### Metals

No additional analytical or quality issues were noted, other than those described above or in the Definitions/ Glossary page.

#### General Chemistry

Method 2540C: The sample duplicate precision for the following sample associated with analytical batch 680-791826 was outside control limits: (680-238497-C-5 DU). The associated Laboratory Control Sample / Laboratory Control Sample Duplicate (LCS/LCSD) precision met acceptance criteria.

Method 2540C: The sample duplicate precision for the following sample associated with analytical batch 680-792118 was outside control limits: (680-238497-C-7 DU). The associated Laboratory Control Sample / Laboratory Control Sample Duplicate (LCS/LCSD) precision met acceptance criteria.

No additional analytical or quality issues were noted, other than those described above or in the Definitions/ Glossary page.

# Client Sample Results

Client: Southern Company  
Project/Site: Plant McIntosh Landfill 4

Job ID: 680-238499-1

**Client Sample ID: MCI-LF4-GWA-2**

**Lab Sample ID: 680-238499-1**

Date Collected: 08/01/23 15:30

Matrix: Water

Date Received: 08/02/23 13:55

**Method: MCAWW 300.0-1993 R2.1 - Anions, Ion Chromatography**

Analyte	Result	Qualifier	RL	MDL	Unit	D	Prepared	Analyzed	Dil Fac
Chloride	4.4		1.0	0.20	mg/L			08/09/23 00:09	1
Fluoride	0.040	J	0.10	0.040	mg/L			08/09/23 00:09	1
Sulfate	<0.40		1.0	0.40	mg/L			08/09/23 00:09	1

**Method: SW846 6020B - Metals (ICP/MS) - Total Recoverable**

Analyte	Result	Qualifier	RL	MDL	Unit	D	Prepared	Analyzed	Dil Fac
Antimony	<0.00034		0.0020	0.00034	mg/L		08/03/23 07:43	08/04/23 17:00	1
Arsenic	<0.00086		0.0010	0.00086	mg/L		08/03/23 07:43	08/04/23 17:00	1
Barium	0.037		0.010	0.00089	mg/L		08/03/23 07:43	08/04/23 17:00	1
Beryllium	<0.00020		0.0025	0.00020	mg/L		08/03/23 07:43	08/04/23 17:00	1
Boron	0.024	J	0.080	0.022	mg/L		08/03/23 07:43	08/04/23 17:00	1
Cadmium	<0.000078		0.0025	0.000078	mg/L		08/03/23 07:43	08/04/23 17:00	1
Calcium	0.37	J	0.50	0.14	mg/L		08/03/23 07:43	08/04/23 17:00	1
Chromium	0.0025		0.0020	0.0012	mg/L		08/03/23 07:43	08/04/23 17:00	1
Cobalt	0.0015	J	0.0025	0.00022	mg/L		08/03/23 07:43	08/04/23 17:00	1
Copper	<0.0011		0.0020	0.0011	mg/L		08/03/23 07:43	08/04/23 17:00	1
Lead	0.00088	J	0.0010	0.00021	mg/L		08/03/23 07:43	08/04/23 17:00	1
Nickel	0.0010		0.0010	0.00042	mg/L		08/03/23 07:43	08/04/23 17:00	1
Selenium	<0.00099		0.0050	0.00099	mg/L		08/03/23 07:43	08/04/23 17:00	1
Silver	<0.00039		0.0010	0.00039	mg/L		08/03/23 07:43	08/04/23 17:00	1
Thallium	<0.00026		0.0010	0.00026	mg/L		08/03/23 07:43	08/04/23 17:00	1
Vanadium	<0.00063		0.0020	0.00063	mg/L		08/03/23 07:43	08/04/23 17:00	1
Zinc	0.0061		0.0050	0.0028	mg/L		08/03/23 07:43	08/04/23 17:00	1

**General Chemistry**

Analyte	Result	Qualifier	RL	MDL	Unit	D	Prepared	Analyzed	Dil Fac
Total Dissolved Solids (SM 2540C-2011)	26		10	10	mg/L			08/04/23 11:57	1

**Client Sample ID: MCI-GWA-4A**

**Lab Sample ID: 680-238499-2**

Date Collected: 08/01/23 10:05

Matrix: Water

Date Received: 08/02/23 13:55

**Method: MCAWW 300.0-1993 R2.1 - Anions, Ion Chromatography**

Analyte	Result	Qualifier	RL	MDL	Unit	D	Prepared	Analyzed	Dil Fac
Chloride	3.4		1.0	0.20	mg/L			08/09/23 00:47	1
Fluoride	<0.040		0.10	0.040	mg/L			08/09/23 00:47	1
Sulfate	5.5		1.0	0.40	mg/L			08/09/23 00:47	1

**Method: SW846 6020B - Metals (ICP/MS) - Total Recoverable**

Analyte	Result	Qualifier	RL	MDL	Unit	D	Prepared	Analyzed	Dil Fac
Antimony	<0.00034		0.0020	0.00034	mg/L		08/03/23 07:43	08/04/23 16:56	1
Arsenic	<0.00086		0.0010	0.00086	mg/L		08/03/23 07:43	08/04/23 16:56	1
Barium	0.016		0.010	0.00089	mg/L		08/03/23 07:43	08/04/23 16:56	1
Beryllium	<0.00020		0.0025	0.00020	mg/L		08/03/23 07:43	08/04/23 16:56	1
Boron	0.026	J	0.080	0.022	mg/L		08/03/23 07:43	08/04/23 16:56	1
Cadmium	<0.000078		0.0025	0.000078	mg/L		08/03/23 07:43	08/04/23 16:56	1
Calcium	0.53		0.50	0.14	mg/L		08/03/23 07:43	08/04/23 16:56	1
Chromium	<0.0012		0.0020	0.0012	mg/L		08/03/23 07:43	08/04/23 16:56	1
Cobalt	0.0013	J	0.0025	0.00022	mg/L		08/03/23 07:43	08/04/23 16:56	1
Copper	<0.0011		0.0020	0.0011	mg/L		08/03/23 07:43	08/04/23 16:56	1

Eurofins Savannah



# Client Sample Results

Client: Southern Company  
Project/Site: Plant McIntosh Landfill 4

Job ID: 680-238499-1

**Client Sample ID: MCI-GWA-4A**

**Lab Sample ID: 680-238499-2**

Date Collected: 08/01/23 10:05

Matrix: Water

Date Received: 08/02/23 13:55

**Method: SW846 6020B - Metals (ICP/MS) - Total Recoverable (Continued)**

Analyte	Result	Qualifier	RL	MDL	Unit	D	Prepared	Analyzed	Dil Fac
Lead	<0.00021		0.0010	0.00021	mg/L		08/03/23 07:43	08/04/23 16:56	1
<b>Nickel</b>	<b>0.00065</b>	<b>J</b>	0.0010	0.00042	mg/L		08/03/23 07:43	08/04/23 16:56	1
Selenium	<0.00099		0.0050	0.00099	mg/L		08/03/23 07:43	08/04/23 16:56	1
Silver	<0.00039		0.0010	0.00039	mg/L		08/03/23 07:43	08/04/23 16:56	1
Thallium	<0.00026		0.0010	0.00026	mg/L		08/03/23 07:43	08/04/23 16:56	1
Vanadium	<0.00063		0.0020	0.00063	mg/L		08/03/23 07:43	08/04/23 16:56	1
<b>Zinc</b>	<b>0.0047</b>	<b>J</b>	0.0050	0.0028	mg/L		08/03/23 07:43	08/04/23 16:56	1

**General Chemistry**

Analyte	Result	Qualifier	RL	MDL	Unit	D	Prepared	Analyzed	Dil Fac
<b>Total Dissolved Solids (SM 2540C-2011)</b>	<b>25</b>		10	10	mg/L			08/04/23 11:57	1

**Client Sample ID: MCI-LF4-GWA-5**

**Lab Sample ID: 680-238499-3**

Date Collected: 08/01/23 11:06

Matrix: Water

Date Received: 08/02/23 13:55

**Method: MCAWW 300.0-1993 R2.1 - Anions, Ion Chromatography**

Analyte	Result	Qualifier	RL	MDL	Unit	D	Prepared	Analyzed	Dil Fac
<b>Chloride</b>	<b>3.9</b>		1.0	0.20	mg/L			08/09/23 01:00	1
Fluoride	<0.040		0.10	0.040	mg/L			08/09/23 01:00	1
Sulfate	<0.40		1.0	0.40	mg/L			08/09/23 01:00	1

**Method: SW846 6020B - Metals (ICP/MS) - Total Recoverable**

Analyte	Result	Qualifier	RL	MDL	Unit	D	Prepared	Analyzed	Dil Fac
Antimony	<0.00034		0.0020	0.00034	mg/L		08/03/23 07:34	08/04/23 19:18	1
Arsenic	<0.00086		0.0010	0.00086	mg/L		08/03/23 07:34	08/04/23 19:18	1
<b>Barium</b>	<b>0.041</b>		0.010	0.00089	mg/L		08/03/23 07:34	08/04/23 19:18	1
Beryllium	<0.00020		0.0025	0.00020	mg/L		08/03/23 07:34	08/04/23 19:18	1
<b>Boron</b>	<b>0.047</b>	<b>J</b>	0.080	0.022	mg/L		08/03/23 07:34	08/04/23 19:18	1
Cadmium	<0.000078		0.0025	0.000078	mg/L		08/03/23 07:34	08/04/23 19:18	1
<b>Calcium</b>	<b>2.3</b>		0.50	0.14	mg/L		08/03/23 07:34	08/04/23 19:18	1
<b>Chromium</b>	<b>0.0016</b>	<b>J</b>	0.0020	0.0012	mg/L		08/03/23 07:34	08/04/23 19:18	1
<b>Cobalt</b>	<b>0.00086</b>	<b>J</b>	0.0025	0.00022	mg/L		08/03/23 07:34	08/04/23 19:18	1
Copper	<0.0011		0.0020	0.0011	mg/L		08/03/23 07:34	08/04/23 19:18	1
Lead	<0.00021		0.0010	0.00021	mg/L		08/03/23 07:34	08/04/23 19:18	1
Nickel	<0.00042		0.0010	0.00042	mg/L		08/03/23 07:34	08/04/23 19:18	1
Selenium	<0.00099		0.0050	0.00099	mg/L		08/03/23 07:34	08/04/23 19:18	1
Silver	<0.00039		0.0010	0.00039	mg/L		08/03/23 07:34	08/04/23 19:18	1
Thallium	<0.00026		0.0010	0.00026	mg/L		08/03/23 07:34	08/04/23 19:18	1
Vanadium	<0.00063		0.0020	0.00063	mg/L		08/03/23 07:34	08/04/23 19:18	1
<b>Zinc</b>	<b>0.0028</b>	<b>J</b>	0.0050	0.0028	mg/L		08/03/23 07:34	08/04/23 19:18	1

**General Chemistry**

Analyte	Result	Qualifier	RL	MDL	Unit	D	Prepared	Analyzed	Dil Fac
<b>Total Dissolved Solids (SM 2540C-2011)</b>	<b>19</b>		10	10	mg/L			08/04/23 11:57	1

Eurofins Savannah

# Client Sample Results

Client: Southern Company  
Project/Site: Plant McIntosh Landfill 4

Job ID: 680-238499-1

**Client Sample ID: MCI-GWA-13**

**Lab Sample ID: 680-238499-4**

Date Collected: 08/01/23 12:10

Matrix: Water

Date Received: 08/02/23 13:55

**Method: MCAWW 300.0-1993 R2.1 - Anions, Ion Chromatography**

Analyte	Result	Qualifier	RL	MDL	Unit	D	Prepared	Analyzed	Dil Fac
Chloride	3.4		1.0	0.20	mg/L			08/09/23 14:36	1
Fluoride	<0.040		0.10	0.040	mg/L			08/09/23 14:36	1
Sulfate	0.52	J	1.0	0.40	mg/L			08/09/23 14:36	1

**Method: SW846 6020B - Metals (ICP/MS) - Total Recoverable**

Analyte	Result	Qualifier	RL	MDL	Unit	D	Prepared	Analyzed	Dil Fac
Antimony	<0.00034		0.0020	0.00034	mg/L		08/03/23 07:34	08/04/23 19:30	1
Arsenic	<0.00086		0.0010	0.00086	mg/L		08/03/23 07:34	08/04/23 19:30	1
Barium	0.019		0.010	0.00089	mg/L		08/03/23 07:34	08/04/23 19:30	1
Beryllium	<0.00020		0.0025	0.00020	mg/L		08/03/23 07:34	08/04/23 19:30	1
Boron	0.035	J	0.080	0.022	mg/L		08/03/23 07:34	08/04/23 19:30	1
Cadmium	<0.000078		0.0025	0.000078	mg/L		08/03/23 07:34	08/04/23 19:30	1
Calcium	0.44	J	0.50	0.14	mg/L		08/03/23 07:34	08/04/23 19:30	1
Chromium	0.0018	J	0.0020	0.0012	mg/L		08/03/23 07:34	08/04/23 19:30	1
Cobalt	0.00053	J	0.0025	0.00022	mg/L		08/03/23 07:34	08/04/23 19:30	1
Copper	<0.0011		0.0020	0.0011	mg/L		08/03/23 07:34	08/04/23 19:30	1
Lead	<0.00021		0.0010	0.00021	mg/L		08/03/23 07:34	08/04/23 19:30	1
Nickel	0.00043	J	0.0010	0.00042	mg/L		08/03/23 07:34	08/04/23 19:30	1
Selenium	<0.00099		0.0050	0.00099	mg/L		08/03/23 07:34	08/04/23 19:30	1
Silver	<0.00039		0.0010	0.00039	mg/L		08/03/23 07:34	08/04/23 19:30	1
Thallium	<0.00026		0.0010	0.00026	mg/L		08/03/23 07:34	08/04/23 19:30	1
Vanadium	<0.00063		0.0020	0.00063	mg/L		08/03/23 07:34	08/04/23 19:30	1
Zinc	0.0032	J	0.0050	0.0028	mg/L		08/03/23 07:34	08/04/23 19:30	1

**General Chemistry**

Analyte	Result	Qualifier	RL	MDL	Unit	D	Prepared	Analyzed	Dil Fac
Total Dissolved Solids (SM 2540C-2011)	35		10	10	mg/L			08/04/23 11:57	1

**Client Sample ID: MCI-GWA-15**

**Lab Sample ID: 680-238499-5**

Date Collected: 08/01/23 15:40

Matrix: Water

Date Received: 08/02/23 13:55

**Method: MCAWW 300.0-1993 R2.1 - Anions, Ion Chromatography**

Analyte	Result	Qualifier	RL	MDL	Unit	D	Prepared	Analyzed	Dil Fac
Chloride	3.6		1.0	0.20	mg/L			08/09/23 15:14	1
Fluoride	<0.040		0.10	0.040	mg/L			08/09/23 15:14	1
Sulfate	0.57	J	1.0	0.40	mg/L			08/09/23 15:14	1

**Method: SW846 6020B - Metals (ICP/MS) - Total Recoverable**

Analyte	Result	Qualifier	RL	MDL	Unit	D	Prepared	Analyzed	Dil Fac
Antimony	<0.00034		0.0020	0.00034	mg/L		08/03/23 07:34	08/04/23 19:02	1
Arsenic	<0.00086		0.0010	0.00086	mg/L		08/03/23 07:34	08/04/23 19:02	1
Barium	0.024		0.010	0.00089	mg/L		08/03/23 07:34	08/04/23 19:02	1
Beryllium	<0.00020		0.0025	0.00020	mg/L		08/03/23 07:34	08/04/23 19:02	1
Boron	<0.022		0.080	0.022	mg/L		08/28/23 12:54	08/29/23 12:16	1
Cadmium	<0.000078		0.0025	0.000078	mg/L		08/03/23 07:34	08/04/23 19:02	1
Calcium	0.51		0.50	0.14	mg/L		08/03/23 07:34	08/04/23 19:02	1
Chromium	0.0019	J	0.0020	0.0012	mg/L		08/03/23 07:34	08/04/23 19:02	1
Cobalt	0.00043	J	0.0025	0.00022	mg/L		08/03/23 07:34	08/04/23 19:02	1
Copper	<0.0011		0.0020	0.0011	mg/L		08/03/23 07:34	08/04/23 19:02	1

Eurofins Savannah

# Client Sample Results

Client: Southern Company  
Project/Site: Plant McIntosh Landfill 4

Job ID: 680-238499-1

**Client Sample ID: MCI-GWA-15**

**Lab Sample ID: 680-238499-5**

Date Collected: 08/01/23 15:40

Matrix: Water

Date Received: 08/02/23 13:55

**Method: SW846 6020B - Metals (ICP/MS) - Total Recoverable (Continued)**

Analyte	Result	Qualifier	RL	MDL	Unit	D	Prepared	Analyzed	Dil Fac
Lead	<0.00021		0.0010	0.00021	mg/L		08/03/23 07:34	08/04/23 19:02	1
Nickel	<0.00042		0.0010	0.00042	mg/L		08/03/23 07:34	08/04/23 19:02	1
Selenium	<0.00099		0.0050	0.00099	mg/L		08/03/23 07:34	08/04/23 19:02	1
Silver	<0.00039		0.0010	0.00039	mg/L		08/03/23 07:34	08/04/23 19:02	1
Thallium	<0.00026		0.0010	0.00026	mg/L		08/03/23 07:34	08/04/23 19:02	1
Vanadium	<0.00063		0.0020	0.00063	mg/L		08/03/23 07:34	08/04/23 19:02	1
<b>Zinc</b>	<b>0.0029</b>	<b>J</b>	0.0050	0.0028	mg/L		08/03/23 07:34	08/04/23 19:02	1

**General Chemistry**

Analyte	Result	Qualifier	RL	MDL	Unit	D	Prepared	Analyzed	Dil Fac
<b>Total Dissolved Solids (SM 2540C-2011)</b>	<b>47</b>		10	10	mg/L			08/04/23 11:57	1

**Client Sample ID: MCI-GWA-14**

**Lab Sample ID: 680-238499-6**

Date Collected: 08/02/23 09:30

Matrix: Water

Date Received: 08/02/23 13:55

**Method: MCAWW 300.0-1993 R2.1 - Anions, Ion Chromatography**

Analyte	Result	Qualifier	RL	MDL	Unit	D	Prepared	Analyzed	Dil Fac
<b>Chloride</b>	<b>4.0</b>		1.0	0.20	mg/L			08/09/23 15:26	1
Fluoride	<0.040		0.10	0.040	mg/L			08/09/23 15:26	1
<b>Sulfate</b>	<b>0.62</b>	<b>J</b>	1.0	0.40	mg/L			08/09/23 15:26	1

**Method: SW846 6020B - Metals (ICP/MS) - Total Recoverable**

Analyte	Result	Qualifier	RL	MDL	Unit	D	Prepared	Analyzed	Dil Fac
Antimony	<0.00034		0.0020	0.00034	mg/L		08/03/23 07:34	08/04/23 19:26	1
Arsenic	<0.00086		0.0010	0.00086	mg/L		08/03/23 07:34	08/04/23 19:26	1
<b>Barium</b>	<b>0.014</b>		0.010	0.00089	mg/L		08/03/23 07:34	08/04/23 19:26	1
Beryllium	<0.00020		0.0025	0.00020	mg/L		08/03/23 07:34	08/04/23 19:26	1
<b>Boron</b>	<b>0.038</b>	<b>J</b>	0.080	0.022	mg/L		08/03/23 07:34	08/04/23 19:26	1
Cadmium	<0.000078		0.0025	0.000078	mg/L		08/03/23 07:34	08/04/23 19:26	1
<b>Calcium</b>	<b>0.50</b>		0.50	0.14	mg/L		08/03/23 07:34	08/04/23 19:26	1
<b>Chromium</b>	<b>0.0021</b>		0.0020	0.0012	mg/L		08/03/23 07:34	08/04/23 19:26	1
<b>Cobalt</b>	<b>0.00036</b>	<b>J</b>	0.0025	0.00022	mg/L		08/03/23 07:34	08/04/23 19:26	1
Copper	<0.0011		0.0020	0.0011	mg/L		08/03/23 07:34	08/04/23 19:26	1
Lead	<0.00021		0.0010	0.00021	mg/L		08/03/23 07:34	08/04/23 19:26	1
<b>Nickel</b>	<b>0.00057</b>	<b>J</b>	0.0010	0.00042	mg/L		08/03/23 07:34	08/04/23 19:26	1
Selenium	<0.00099		0.0050	0.00099	mg/L		08/03/23 07:34	08/04/23 19:26	1
Silver	<0.00039		0.0010	0.00039	mg/L		08/03/23 07:34	08/04/23 19:26	1
Thallium	<0.00026		0.0010	0.00026	mg/L		08/03/23 07:34	08/04/23 19:26	1
Vanadium	<0.00063		0.0020	0.00063	mg/L		08/03/23 07:34	08/04/23 19:26	1
<b>Zinc</b>	<b>0.0030</b>	<b>J</b>	0.0050	0.0028	mg/L		08/03/23 07:34	08/04/23 19:26	1

**General Chemistry**

Analyte	Result	Qualifier	RL	MDL	Unit	D	Prepared	Analyzed	Dil Fac
<b>Total Dissolved Solids (SM 2540C-2011)</b>	<b>26</b>		10	10	mg/L			08/07/23 12:07	1

Eurofins Savannah

# Client Sample Results

Client: Southern Company  
Project/Site: Plant McIntosh Landfill 4

Job ID: 680-238499-1

**Client Sample ID: MCI-GWA-3**

**Lab Sample ID: 680-238499-7**

Date Collected: 08/02/23 09:55

Matrix: Water

Date Received: 08/02/23 13:55

**Method: MCAWW 300.0-1993 R2.1 - Anions, Ion Chromatography**

Analyte	Result	Qualifier	RL	MDL	Unit	D	Prepared	Analyzed	Dil Fac
Chloride	2.9		1.0	0.20	mg/L			08/09/23 15:39	1
Fluoride	<0.040		0.10	0.040	mg/L			08/09/23 15:39	1
Sulfate	0.62	J	1.0	0.40	mg/L			08/09/23 15:39	1

**Method: SW846 6020B - Metals (ICP/MS) - Total Recoverable**

Analyte	Result	Qualifier	RL	MDL	Unit	D	Prepared	Analyzed	Dil Fac
Antimony	<0.00034		0.0020	0.00034	mg/L		08/03/23 07:34	08/04/23 19:54	1
Arsenic	<0.00086		0.0010	0.00086	mg/L		08/03/23 07:34	08/04/23 19:54	1
Barium	0.015		0.010	0.00089	mg/L		08/03/23 07:34	08/04/23 19:54	1
Beryllium	<0.00020		0.0025	0.00020	mg/L		08/03/23 07:34	08/04/23 19:54	1
Boron	0.025	J	0.080	0.022	mg/L		08/03/23 07:34	08/04/23 19:54	1
Cadmium	<0.000078		0.0025	0.000078	mg/L		08/03/23 07:34	08/04/23 19:54	1
Calcium	0.69		0.50	0.14	mg/L		08/03/23 07:34	08/04/23 19:54	1
Chromium	0.0022		0.0020	0.0012	mg/L		08/03/23 07:34	08/04/23 19:54	1
Cobalt	0.00032	J	0.0025	0.00022	mg/L		08/03/23 07:34	08/04/23 19:54	1
Copper	<0.0011		0.0020	0.0011	mg/L		08/03/23 07:34	08/04/23 19:54	1
Lead	<0.00021		0.0010	0.00021	mg/L		08/03/23 07:34	08/04/23 19:54	1
Nickel	0.00046	J	0.0010	0.00042	mg/L		08/03/23 07:34	08/04/23 19:54	1
Selenium	<0.00099		0.0050	0.00099	mg/L		08/03/23 07:34	08/04/23 19:54	1
Silver	<0.00039		0.0010	0.00039	mg/L		08/03/23 07:34	08/04/23 19:54	1
Thallium	<0.00026		0.0010	0.00026	mg/L		08/03/23 07:34	08/04/23 19:54	1
Vanadium	<0.00063		0.0020	0.00063	mg/L		08/03/23 07:34	08/04/23 19:54	1
Zinc	<0.0028		0.0050	0.0028	mg/L		08/03/23 07:34	08/04/23 19:54	1

**General Chemistry**

Analyte	Result	Qualifier	RL	MDL	Unit	D	Prepared	Analyzed	Dil Fac
Total Dissolved Solids (SM 2540C-2011)	31		10	10	mg/L			08/07/23 12:07	1

**Client Sample ID: MCI-GWA-16**

**Lab Sample ID: 680-238499-8**

Date Collected: 08/01/23 14:20

Matrix: Water

Date Received: 08/02/23 13:55

**Method: MCAWW 300.0-1993 R2.1 - Anions, Ion Chromatography**

Analyte	Result	Qualifier	RL	MDL	Unit	D	Prepared	Analyzed	Dil Fac
Chloride	3.9		1.0	0.20	mg/L			08/09/23 15:52	1
Fluoride	<0.040		0.10	0.040	mg/L			08/09/23 15:52	1
Sulfate	0.48	J	1.0	0.40	mg/L			08/09/23 15:52	1

**Method: SW846 6020B - Metals (ICP/MS) - Total Recoverable**

Analyte	Result	Qualifier	RL	MDL	Unit	D	Prepared	Analyzed	Dil Fac
Antimony	<0.00034		0.0020	0.00034	mg/L		08/03/23 07:34	08/04/23 19:06	1
Arsenic	<0.00086		0.0010	0.00086	mg/L		08/03/23 07:34	08/04/23 19:06	1
Barium	0.031		0.010	0.00089	mg/L		08/03/23 07:34	08/04/23 19:06	1
Beryllium	<0.00020		0.0025	0.00020	mg/L		08/03/23 07:34	08/04/23 19:06	1
Boron	<0.022		0.080	0.022	mg/L		08/28/23 12:54	08/29/23 12:12	1
Cadmium	<0.000078		0.0025	0.000078	mg/L		08/03/23 07:34	08/04/23 19:06	1
Calcium	0.43	J	0.50	0.14	mg/L		08/03/23 07:34	08/04/23 19:06	1
Chromium	0.0024		0.0020	0.0012	mg/L		08/03/23 07:34	08/04/23 19:06	1
Cobalt	0.00055	J	0.0025	0.00022	mg/L		08/03/23 07:34	08/04/23 19:06	1
Copper	<0.0011		0.0020	0.0011	mg/L		08/03/23 07:34	08/04/23 19:06	1

Eurofins Savannah

# Client Sample Results

Client: Southern Company  
 Project/Site: Plant McIntosh Landfill 4

Job ID: 680-238499-1

**Client Sample ID: MCI-GWA-16**

**Lab Sample ID: 680-238499-8**

Date Collected: 08/01/23 14:20

Matrix: Water

Date Received: 08/02/23 13:55

**Method: SW846 6020B - Metals (ICP/MS) - Total Recoverable (Continued)**

Analyte	Result	Qualifier	RL	MDL	Unit	D	Prepared	Analyzed	Dil Fac
Lead	<0.00021		0.0010	0.00021	mg/L		08/03/23 07:34	08/04/23 19:06	1
<b>Nickel</b>	<b>0.00044</b>	<b>J</b>	0.0010	0.00042	mg/L		08/03/23 07:34	08/04/23 19:06	1
Selenium	<0.00099		0.0050	0.00099	mg/L		08/03/23 07:34	08/04/23 19:06	1
Silver	<0.00039		0.0010	0.00039	mg/L		08/03/23 07:34	08/04/23 19:06	1
Thallium	<0.00026		0.0010	0.00026	mg/L		08/03/23 07:34	08/04/23 19:06	1
Vanadium	<0.00063		0.0020	0.00063	mg/L		08/03/23 07:34	08/04/23 19:06	1
<b>Zinc</b>	<b>0.0032</b>	<b>J</b>	0.0050	0.0028	mg/L		08/03/23 07:34	08/04/23 19:06	1

**General Chemistry**

Analyte	Result	Qualifier	RL	MDL	Unit	D	Prepared	Analyzed	Dil Fac
<b>Total Dissolved Solids (SM 2540C-2011)</b>	<b>35</b>		10	10	mg/L			08/04/23 11:57	1

# QC Sample Results

Client: Southern Company  
Project/Site: Plant McIntosh Landfill 4

Job ID: 680-238499-1

## Method: 300.0-1993 R2.1 - Anions, Ion Chromatography

**Lab Sample ID: MB 680-792291/63**  
**Matrix: Water**  
**Analysis Batch: 792291**

**Client Sample ID: Method Blank**  
**Prep Type: Total/NA**

Analyte	MB Result	MB Qualifier	RL	MDL	Unit	D	Prepared	Analyzed	Dil Fac
Chloride	<0.20		1.0	0.20	mg/L			08/08/23 23:31	1
Fluoride	<0.040		0.10	0.040	mg/L			08/08/23 23:31	1
Sulfate	<0.40		1.0	0.40	mg/L			08/08/23 23:31	1

**Lab Sample ID: LCS 680-792291/76**  
**Matrix: Water**  
**Analysis Batch: 792291**

**Client Sample ID: Lab Control Sample**  
**Prep Type: Total/NA**

Analyte	Spike Added	LCS Result	LCS Qualifier	Unit	D	%Rec	%Rec Limits
Chloride	10.0	9.95		mg/L		100	90 - 110
Fluoride	2.00	2.13		mg/L		107	90 - 110
Sulfate	10.0	9.97		mg/L		100	90 - 110

**Lab Sample ID: LCSD 680-792291/77**  
**Matrix: Water**  
**Analysis Batch: 792291**

**Client Sample ID: Lab Control Sample Dup**  
**Prep Type: Total/NA**

Analyte	Spike Added	LCSD Result	LCSD Qualifier	Unit	D	%Rec	%Rec Limits	RPD	RPD Limit
Chloride	10.0	9.97		mg/L		100	90 - 110	0	15
Fluoride	2.00	2.14		mg/L		107	90 - 110	0	15
Sulfate	10.0	10.0		mg/L		100	90 - 110	0	15

**Lab Sample ID: 680-238499-1 MS**  
**Matrix: Water**  
**Analysis Batch: 792291**

**Client Sample ID: MCI-LF4-GWA-2**  
**Prep Type: Total/NA**

Analyte	Sample Result	Sample Qualifier	Spike Added	MS Result	MS Qualifier	Unit	D	%Rec	%Rec Limits
Chloride	4.4		10.0	14.6		mg/L		102	80 - 120
Fluoride	0.040	J	2.00	2.21		mg/L		109	80 - 120
Sulfate	<0.40		10.0	10.0		mg/L		100	80 - 120

**Lab Sample ID: 680-238499-1 MSD**  
**Matrix: Water**  
**Analysis Batch: 792291**

**Client Sample ID: MCI-LF4-GWA-2**  
**Prep Type: Total/NA**

Analyte	Sample Result	Sample Qualifier	Spike Added	MSD Result	MSD Qualifier	Unit	D	%Rec	%Rec Limits	RPD	RPD Limit
Chloride	4.4		10.0	14.6		mg/L		103	80 - 120	0	15
Fluoride	0.040	J	2.00	2.22		mg/L		109	80 - 120	0	15
Sulfate	<0.40		10.0	10.1		mg/L		101	80 - 120	1	15

**Lab Sample ID: MB 680-792507/2**  
**Matrix: Water**  
**Analysis Batch: 792507**

**Client Sample ID: Method Blank**  
**Prep Type: Total/NA**

Analyte	MB Result	MB Qualifier	RL	MDL	Unit	D	Prepared	Analyzed	Dil Fac
Chloride	<0.20		1.0	0.20	mg/L			08/09/23 10:40	1
Fluoride	<0.040		0.10	0.040	mg/L			08/09/23 10:40	1
Sulfate	<0.40		1.0	0.40	mg/L			08/09/23 10:40	1

Eurofins Savannah



# QC Sample Results

Client: Southern Company  
Project/Site: Plant McIntosh Landfill 4

Job ID: 680-238499-1

## Method: 300.0-1993 R2.1 - Anions, Ion Chromatography (Continued)

**Lab Sample ID: LCS 680-792507/4**  
**Matrix: Water**  
**Analysis Batch: 792507**

**Client Sample ID: Lab Control Sample**  
**Prep Type: Total/NA**

Analyte	Spike Added	LCS Result	LCS Qualifier	Unit	D	%Rec	%Rec Limits
Chloride	10.0	9.95		mg/L		100	90 - 110
Fluoride	2.00	2.20		mg/L		110	90 - 110
Sulfate	10.0	10.7		mg/L		107	90 - 110

**Lab Sample ID: LCSD 680-792507/5**  
**Matrix: Water**  
**Analysis Batch: 792507**

**Client Sample ID: Lab Control Sample Dup**  
**Prep Type: Total/NA**

Analyte	Spike Added	LCSD Result	LCSD Qualifier	Unit	D	%Rec	%Rec Limits	RPD	RPD Limit
Chloride	10.0	9.96		mg/L		100	90 - 110	0	15
Fluoride	2.00	2.21		mg/L		110	90 - 110	1	15
Sulfate	10.0	10.8		mg/L		108	90 - 110	1	15

**Lab Sample ID: 680-238499-4 MS**  
**Matrix: Water**  
**Analysis Batch: 792507**

**Client Sample ID: MCI-GWA-13**  
**Prep Type: Total/NA**

Analyte	Sample Result	Sample Qualifier	Spike Added	MS Result	MS Qualifier	Unit	D	%Rec	%Rec Limits
Chloride	3.4		10.0	13.7		mg/L		103	80 - 120
Fluoride	<0.040		2.00	2.21		mg/L		111	80 - 120
Sulfate	0.52	J	10.0	10.6		mg/L		100	80 - 120

**Lab Sample ID: 680-238499-4 MSD**  
**Matrix: Water**  
**Analysis Batch: 792507**

**Client Sample ID: MCI-GWA-13**  
**Prep Type: Total/NA**

Analyte	Sample Result	Sample Qualifier	Spike Added	MSD Result	MSD Qualifier	Unit	D	%Rec	%Rec Limits	RPD	RPD Limit
Chloride	3.4		10.0	13.8		mg/L		104	80 - 120	1	15
Fluoride	<0.040		2.00	2.24		mg/L		112	80 - 120	1	15
Sulfate	0.52	J	10.0	10.7		mg/L		102	80 - 120	1	15

## Method: 6020B - Metals (ICP/MS)

**Lab Sample ID: MB 680-791522/1-A**  
**Matrix: Water**  
**Analysis Batch: 791932**

**Client Sample ID: Method Blank**  
**Prep Type: Total Recoverable**  
**Prep Batch: 791522**

Analyte	MB Result	MB Qualifier	RL	MDL	Unit	D	Prepared	Analyzed	Dil Fac
Antimony	<0.00034		0.0020	0.00034	mg/L		08/03/23 07:34	08/04/23 18:29	1
Arsenic	<0.00086		0.0010	0.00086	mg/L		08/03/23 07:34	08/04/23 18:29	1
Barium	<0.00089		0.010	0.00089	mg/L		08/03/23 07:34	08/04/23 18:29	1
Beryllium	<0.00020		0.0025	0.00020	mg/L		08/03/23 07:34	08/04/23 18:29	1
Boron	<0.022		0.080	0.022	mg/L		08/03/23 07:34	08/04/23 18:29	1
Cadmium	<0.000078		0.0025	0.000078	mg/L		08/03/23 07:34	08/04/23 18:29	1
Calcium	<0.14		0.50	0.14	mg/L		08/03/23 07:34	08/04/23 18:29	1
Chromium	<0.0012		0.0020	0.0012	mg/L		08/03/23 07:34	08/04/23 18:29	1
Cobalt	<0.00022		0.0025	0.00022	mg/L		08/03/23 07:34	08/04/23 18:29	1
Copper	<0.0011		0.0020	0.0011	mg/L		08/03/23 07:34	08/04/23 18:29	1
Lead	<0.00021		0.0010	0.00021	mg/L		08/03/23 07:34	08/04/23 18:29	1
Nickel	<0.00042		0.0010	0.00042	mg/L		08/03/23 07:34	08/04/23 18:29	1

Eurofins Savannah

# QC Sample Results

Client: Southern Company  
Project/Site: Plant McIntosh Landfill 4

Job ID: 680-238499-1

## Method: 6020B - Metals (ICP/MS) (Continued)

**Lab Sample ID: MB 680-791522/1-A**  
**Matrix: Water**  
**Analysis Batch: 791932**

**Client Sample ID: Method Blank**  
**Prep Type: Total Recoverable**  
**Prep Batch: 791522**

Analyte	MB Result	MB Qualifier	RL	MDL	Unit	D	Prepared	Analyzed	Dil Fac
Selenium	<0.00099		0.0050	0.00099	mg/L		08/03/23 07:34	08/04/23 18:29	1
Silver	<0.00039		0.0010	0.00039	mg/L		08/03/23 07:34	08/04/23 18:29	1
Thallium	<0.00026		0.0010	0.00026	mg/L		08/03/23 07:34	08/04/23 18:29	1
Vanadium	<0.00063		0.0020	0.00063	mg/L		08/03/23 07:34	08/04/23 18:29	1
Zinc	<0.0028		0.0050	0.0028	mg/L		08/03/23 07:34	08/04/23 18:29	1

**Lab Sample ID: LCS 680-791522/2-A**  
**Matrix: Water**  
**Analysis Batch: 791932**

**Client Sample ID: Lab Control Sample**  
**Prep Type: Total Recoverable**  
**Prep Batch: 791522**

Analyte	Spike Added	LCS Result	LCS Qualifier	Unit	D	%Rec	%Rec Limits
Antimony	0.0500	0.0496		mg/L		99	80 - 120
Arsenic	0.100	0.103		mg/L		103	80 - 120
Barium	0.100	0.0998		mg/L		100	80 - 120
Beryllium	0.0500	0.0492		mg/L		98	80 - 120
Boron	0.200	0.200		mg/L		100	80 - 120
Cadmium	0.0500	0.0489		mg/L		98	80 - 120
Calcium	5.00	5.17		mg/L		103	80 - 120
Chromium	0.100	0.105		mg/L		105	80 - 120
Cobalt	0.0500	0.0530		mg/L		106	80 - 120
Copper	0.100	0.105		mg/L		105	80 - 120
Lead	0.500	0.513		mg/L		103	80 - 120
Nickel	0.100	0.103		mg/L		103	80 - 120
Selenium	0.100	0.107		mg/L		107	80 - 120
Silver	0.0500	0.0510		mg/L		102	80 - 120
Thallium	0.0500	0.0481		mg/L		96	80 - 120
Vanadium	0.100	0.100		mg/L		100	80 - 120
Zinc	0.100	0.102		mg/L		102	80 - 120

**Lab Sample ID: 680-238457-K-2-B MS**  
**Matrix: Water**  
**Analysis Batch: 791932**

**Client Sample ID: Matrix Spike**  
**Prep Type: Total Recoverable**  
**Prep Batch: 791522**

Analyte	Sample Result	Sample Qualifier	Spike Added	MS Result	MS Qualifier	Unit	D	%Rec	%Rec Limits
Antimony	<0.00034		0.0500	0.0517		mg/L		103	75 - 125
Arsenic	<0.00086		0.100	0.106		mg/L		106	75 - 125
Barium	0.27		0.100	0.376		mg/L		108	75 - 125
Beryllium	<0.00020		0.0500	0.0513		mg/L		103	75 - 125
Boron	0.45		0.200	0.650		mg/L		98	75 - 125
Cadmium	<0.000078		0.0500	0.0510		mg/L		102	75 - 125
Calcium	35		5.00	40.2	4	mg/L		99	75 - 125
Chromium	<0.0012		0.100	0.109		mg/L		109	75 - 125
Cobalt	<0.00022		0.0500	0.0542		mg/L		108	75 - 125
Copper	<0.0011		0.100	0.110		mg/L		110	75 - 125
Lead	<0.00021		0.500	0.525		mg/L		105	75 - 125
Nickel	<0.00042		0.100	0.105		mg/L		105	75 - 125
Selenium	<0.00099		0.100	0.106		mg/L		106	75 - 125
Silver	<0.00039		0.0500	0.0515		mg/L		103	75 - 125
Thallium	<0.00026		0.0500	0.0501		mg/L		100	75 - 125

Eurofins Savannah

# QC Sample Results

Client: Southern Company  
Project/Site: Plant McIntosh Landfill 4

Job ID: 680-238499-1

## Method: 6020B - Metals (ICP/MS) (Continued)

**Lab Sample ID: 680-238457-K-2-B MS**  
**Matrix: Water**  
**Analysis Batch: 791932**

**Client Sample ID: Matrix Spike**  
**Prep Type: Total Recoverable**  
**Prep Batch: 791522**

Analyte	Sample Result	Sample Qualifier	Spike Added	MS Result	MS Qualifier	Unit	D	%Rec	%Rec Limits
Vanadium	<0.00063		0.100	0.106		mg/L		106	75 - 125
Zinc	<0.0028		0.100	0.105		mg/L		105	75 - 125

**Lab Sample ID: 680-238457-K-2-C MSD**  
**Matrix: Water**  
**Analysis Batch: 791932**

**Client Sample ID: Matrix Spike Duplicate**  
**Prep Type: Total Recoverable**  
**Prep Batch: 791522**

Analyte	Sample Result	Sample Qualifier	Spike Added	MSD Result	MSD Qualifier	Unit	D	%Rec	%Rec Limits	RPD	Limit
Antimony	<0.00034		0.0500	0.0501		mg/L		100	75 - 125	3	20
Arsenic	<0.00086		0.100	0.104		mg/L		104	75 - 125	2	20
Barium	0.27		0.100	0.358		mg/L		90	75 - 125	5	20
Beryllium	<0.00020		0.0500	0.0495		mg/L		99	75 - 125	4	20
Boron	0.45		0.200	0.624		mg/L		85	75 - 125	4	20
Cadmium	<0.000078		0.0500	0.0493		mg/L		99	75 - 125	3	20
Calcium	35		5.00	38.2	4	mg/L		59	75 - 125	5	20
Chromium	<0.0012		0.100	0.104		mg/L		104	75 - 125	4	20
Cobalt	<0.00022		0.0500	0.0521		mg/L		104	75 - 125	4	20
Copper	<0.0011		0.100	0.106		mg/L		106	75 - 125	4	20
Lead	<0.00021		0.500	0.511		mg/L		102	75 - 125	3	20
Nickel	<0.00042		0.100	0.103		mg/L		103	75 - 125	2	20
Selenium	<0.00099		0.100	0.106		mg/L		106	75 - 125	0	20
Silver	<0.00039		0.0500	0.0499		mg/L		100	75 - 125	3	20
Thallium	<0.00026		0.0500	0.0495		mg/L		99	75 - 125	1	20
Vanadium	<0.00063		0.100	0.101		mg/L		101	75 - 125	4	20
Zinc	<0.0028		0.100	0.104		mg/L		104	75 - 125	2	20

**Lab Sample ID: MB 680-791524/1-A**  
**Matrix: Water**  
**Analysis Batch: 791932**

**Client Sample ID: Method Blank**  
**Prep Type: Total Recoverable**  
**Prep Batch: 791524**

Analyte	MB Result	MB Qualifier	RL	MDL	Unit	D	Prepared	Analyzed	Dil Fac
Antimony	<0.00034		0.0020	0.00034	mg/L		08/03/23 07:43	08/04/23 16:35	1
Arsenic	<0.00086		0.0010	0.00086	mg/L		08/03/23 07:43	08/04/23 16:35	1
Barium	<0.00089		0.010	0.00089	mg/L		08/03/23 07:43	08/04/23 16:35	1
Beryllium	<0.00020		0.0025	0.00020	mg/L		08/03/23 07:43	08/04/23 16:35	1
Boron	<0.022		0.080	0.022	mg/L		08/03/23 07:43	08/04/23 16:35	1
Cadmium	<0.000078		0.0025	0.000078	mg/L		08/03/23 07:43	08/04/23 16:35	1
Calcium	<0.14		0.50	0.14	mg/L		08/03/23 07:43	08/04/23 16:35	1
Chromium	<0.0012		0.0020	0.0012	mg/L		08/03/23 07:43	08/04/23 16:35	1
Cobalt	<0.00022		0.0025	0.00022	mg/L		08/03/23 07:43	08/04/23 16:35	1
Copper	<0.0011		0.0020	0.0011	mg/L		08/03/23 07:43	08/04/23 16:35	1
Lead	<0.00021		0.0010	0.00021	mg/L		08/03/23 07:43	08/04/23 16:35	1
Nickel	<0.00042		0.0010	0.00042	mg/L		08/03/23 07:43	08/04/23 16:35	1
Selenium	<0.00099		0.0050	0.00099	mg/L		08/03/23 07:43	08/04/23 16:35	1
Silver	<0.00039		0.0010	0.00039	mg/L		08/03/23 07:43	08/04/23 16:35	1
Thallium	<0.00026		0.0010	0.00026	mg/L		08/03/23 07:43	08/04/23 16:35	1
Vanadium	<0.00063		0.0020	0.00063	mg/L		08/03/23 07:43	08/04/23 16:35	1
Zinc	<0.0028		0.0050	0.0028	mg/L		08/03/23 07:43	08/04/23 16:35	1

Eurofins Savannah

# QC Sample Results

Client: Southern Company  
Project/Site: Plant McIntosh Landfill 4

Job ID: 680-238499-1

## Method: 6020B - Metals (ICP/MS) (Continued)

**Lab Sample ID: LCS 680-791524/2-A**  
**Matrix: Water**  
**Analysis Batch: 791932**

**Client Sample ID: Lab Control Sample**  
**Prep Type: Total Recoverable**  
**Prep Batch: 791524**

Analyte	Spike Added	LCS Result	LCS Qualifier	Unit	D	%Rec	%Rec Limits
Antimony	0.0500	0.0511		mg/L		102	80 - 120
Arsenic	0.100	0.102		mg/L		102	80 - 120
Barium	0.100	0.102		mg/L		102	80 - 120
Beryllium	0.0500	0.0501		mg/L		100	80 - 120
Boron	0.200	0.212		mg/L		106	80 - 120
Cadmium	0.0500	0.0497		mg/L		99	80 - 120
Calcium	5.00	5.16		mg/L		103	80 - 120
Chromium	0.100	0.107		mg/L		107	80 - 120
Cobalt	0.0500	0.0538		mg/L		108	80 - 120
Copper	0.100	0.107		mg/L		107	80 - 120
Lead	0.500	0.530		mg/L		106	80 - 120
Nickel	0.100	0.106		mg/L		106	80 - 120
Selenium	0.100	0.111		mg/L		111	80 - 120
Silver	0.0500	0.0514		mg/L		103	80 - 120
Thallium	0.0500	0.0494		mg/L		99	80 - 120
Vanadium	0.100	0.102		mg/L		102	80 - 120
Zinc	0.100	0.103		mg/L		103	80 - 120

**Lab Sample ID: 180-160167-A-2-B MS**  
**Matrix: Water**  
**Analysis Batch: 791932**

**Client Sample ID: Matrix Spike**  
**Prep Type: Total Recoverable**  
**Prep Batch: 791524**

Analyte	Sample Result	Sample Qualifier	Spike Added	MS Result	MS Qualifier	Unit	D	%Rec	%Rec Limits
Antimony	<0.00034		0.0500	0.0561		mg/L		112	75 - 125
Arsenic	<0.00086		0.100	0.115		mg/L		115	75 - 125
Barium	0.033		0.100	0.145		mg/L		112	75 - 125
Beryllium	<0.00020		0.0500	0.0553		mg/L		111	75 - 125
Boron	0.033 J		0.200	0.247		mg/L		107	75 - 125
Cadmium	<0.000078		0.0500	0.0559		mg/L		112	75 - 125
Calcium	4.9		5.00	10.6		mg/L		114	75 - 125
Chromium	<0.0012		0.100	0.117		mg/L		117	75 - 125
Cobalt	<0.00022		0.0500	0.0593		mg/L		119	75 - 125
Copper	<0.0011		0.100	0.117		mg/L		117	75 - 125
Lead	<0.00021		0.500	0.576		mg/L		115	75 - 125
Nickel	<0.00042		0.100	0.116		mg/L		116	75 - 125
Selenium	<0.00099		0.100	0.117		mg/L		117	75 - 125
Silver	<0.00039		0.0500	0.0518		mg/L		104	75 - 125
Thallium	<0.00026		0.0500	0.0542		mg/L		108	75 - 125
Vanadium	<0.00063		0.100	0.112		mg/L		112	75 - 125
Zinc	<0.0028		0.100	0.115		mg/L		115	75 - 125

**Lab Sample ID: 180-160167-A-2-C MSD**  
**Matrix: Water**  
**Analysis Batch: 791932**

**Client Sample ID: Matrix Spike Duplicate**  
**Prep Type: Total Recoverable**  
**Prep Batch: 791524**

Analyte	Sample Result	Sample Qualifier	Spike Added	MSD Result	MSD Qualifier	Unit	D	%Rec	%Rec Limits	RPD	RPD Limit
Antimony	<0.00034		0.0500	0.0501		mg/L		100	75 - 125	11	20
Arsenic	<0.00086		0.100	0.102		mg/L		102	75 - 125	11	20
Barium	0.033		0.100	0.135		mg/L		102	75 - 125	7	20

Eurofins Savannah

# QC Sample Results

Client: Southern Company  
Project/Site: Plant McIntosh Landfill 4

Job ID: 680-238499-1

## Method: 6020B - Metals (ICP/MS) (Continued)

**Lab Sample ID: 180-160167-A-2-C MSD**  
**Matrix: Water**  
**Analysis Batch: 791932**

**Client Sample ID: Matrix Spike Duplicate**  
**Prep Type: Total Recoverable**  
**Prep Batch: 791524**

Analyte	Sample Result	Sample Qualifier	Spike Added	MSD Result	MSD Qualifier	Unit	D	%Rec	%Rec Limits	RPD	RPD Limit
Beryllium	<0.00020		0.0500	0.0485		mg/L		97	75 - 125	13	20
Boron	0.033	J	0.200	0.221		mg/L		94	75 - 125	11	20
Cadmium	<0.000078		0.0500	0.0488		mg/L		98	75 - 125	14	20
Calcium	4.9		5.00	10.5		mg/L		113	75 - 125	1	20
Chromium	<0.0012		0.100	0.106		mg/L		106	75 - 125	10	20
Cobalt	<0.00022		0.0500	0.0534		mg/L		107	75 - 125	10	20
Copper	<0.0011		0.100	0.106		mg/L		106	75 - 125	10	20
Lead	<0.00021		0.500	0.523		mg/L		105	75 - 125	10	20
Nickel	<0.00042		0.100	0.104		mg/L		104	75 - 125	11	20
Selenium	<0.00099		0.100	0.112		mg/L		112	75 - 125	4	20
Silver	<0.00039		0.0500	0.0506		mg/L		101	75 - 125	2	20
Thallium	<0.00026		0.0500	0.0487		mg/L		97	75 - 125	11	20
Vanadium	<0.00063		0.100	0.101		mg/L		101	75 - 125	11	20
Zinc	<0.0028		0.100	0.105		mg/L		105	75 - 125	10	20

**Lab Sample ID: MB 680-795469/1-A**  
**Matrix: Water**  
**Analysis Batch: 795719**

**Client Sample ID: Method Blank**  
**Prep Type: Total Recoverable**  
**Prep Batch: 795469**

Analyte	MB Result	MB Qualifier	RL	MDL	Unit	D	Prepared	Analyzed	Dil Fac
Boron	<0.022		0.080	0.022	mg/L		08/28/23 12:53	08/29/23 10:30	1

**Lab Sample ID: LCS 680-795469/2-A**  
**Matrix: Water**  
**Analysis Batch: 795719**

**Client Sample ID: Lab Control Sample**  
**Prep Type: Total Recoverable**  
**Prep Batch: 795469**

Analyte	Spike Added	LCS Result	LCS Qualifier	Unit	D	%Rec	%Rec Limits
Boron	0.200	0.193		mg/L		97	80 - 120

**Lab Sample ID: 680-238616-B-1-E MS**  
**Matrix: Water**  
**Analysis Batch: 795719**

**Client Sample ID: Matrix Spike**  
**Prep Type: Total Recoverable**  
**Prep Batch: 795469**

Analyte	Sample Result	Sample Qualifier	Spike Added	MS Result	MS Qualifier	Unit	D	%Rec	%Rec Limits
Boron	<0.022		0.200	0.210		mg/L		105	75 - 125

**Lab Sample ID: 680-238616-B-1-F MSD**  
**Matrix: Water**  
**Analysis Batch: 795719**

**Client Sample ID: Matrix Spike Duplicate**  
**Prep Type: Total Recoverable**  
**Prep Batch: 795469**

Analyte	Sample Result	Sample Qualifier	Spike Added	MSD Result	MSD Qualifier	Unit	D	%Rec	%Rec Limits	RPD	RPD Limit
Boron	<0.022		0.200	0.213		mg/L		107	75 - 125	2	20

# QC Sample Results

Client: Southern Company  
 Project/Site: Plant McIntosh Landfill 4

Job ID: 680-238499-1

## Method: 2540C-2011 - Total Dissolved Solids (Dried at 180 °C)

**Lab Sample ID: MB 680-791826/1**  
**Matrix: Water**  
**Analysis Batch: 791826**

**Client Sample ID: Method Blank**  
**Prep Type: Total/NA**

Analyte	MB Result	MB Qualifier	RL	MDL	Unit	D	Prepared	Analyzed	Dil Fac
Total Dissolved Solids	<10		10	10	mg/L			08/04/23 11:57	1

**Lab Sample ID: LCS 680-791826/2**  
**Matrix: Water**  
**Analysis Batch: 791826**

**Client Sample ID: Lab Control Sample**  
**Prep Type: Total/NA**

Analyte	Spike Added	LCS Result	LCS Qualifier	Unit	D	%Rec	%Rec Limits
Total Dissolved Solids	2380	2380		mg/L		100	80 - 120

**Lab Sample ID: LCSD 680-791826/3**  
**Matrix: Water**  
**Analysis Batch: 791826**

**Client Sample ID: Lab Control Sample Dup**  
**Prep Type: Total/NA**

Analyte	Spike Added	LCSD Result	LCSD Qualifier	Unit	D	%Rec	%Rec Limits	RPD	RPD Limit
Total Dissolved Solids	2380	2420		mg/L		102	80 - 120	1	25

**Lab Sample ID: 680-238497-C-5 DU**  
**Matrix: Water**  
**Analysis Batch: 791826**

**Client Sample ID: Duplicate**  
**Prep Type: Total/NA**

Analyte	Sample Result	Sample Qualifier	DU Result	DU Qualifier	Unit	D	RPD	RPD Limit
Total Dissolved Solids	360		290	F3	mg/L		21	5

**Lab Sample ID: MB 680-792118/1**  
**Matrix: Water**  
**Analysis Batch: 792118**

**Client Sample ID: Method Blank**  
**Prep Type: Total/NA**

Analyte	MB Result	MB Qualifier	RL	MDL	Unit	D	Prepared	Analyzed	Dil Fac
Total Dissolved Solids	<10		10	10	mg/L			08/07/23 12:07	1

**Lab Sample ID: LCS 680-792118/2**  
**Matrix: Water**  
**Analysis Batch: 792118**

**Client Sample ID: Lab Control Sample**  
**Prep Type: Total/NA**

Analyte	Spike Added	LCS Result	LCS Qualifier	Unit	D	%Rec	%Rec Limits
Total Dissolved Solids	2380	2440		mg/L		103	80 - 120

**Lab Sample ID: LCSD 680-792118/3**  
**Matrix: Water**  
**Analysis Batch: 792118**

**Client Sample ID: Lab Control Sample Dup**  
**Prep Type: Total/NA**

Analyte	Spike Added	LCSD Result	LCSD Qualifier	Unit	D	%Rec	%Rec Limits	RPD	RPD Limit
Total Dissolved Solids	2380	2380		mg/L		100	80 - 120	2	25

**Lab Sample ID: 680-238497-C-7 DU**  
**Matrix: Water**  
**Analysis Batch: 792118**

**Client Sample ID: Duplicate**  
**Prep Type: Total/NA**

Analyte	Sample Result	Sample Qualifier	DU Result	DU Qualifier	Unit	D	RPD	RPD Limit
Total Dissolved Solids	520		488	F3	mg/L		7	5

Eurofins Savannah



# QC Association Summary

Client: Southern Company  
Project/Site: Plant McIntosh Landfill 4

Job ID: 680-238499-1

## HPLC/IC

### Analysis Batch: 792291

Lab Sample ID	Client Sample ID	Prep Type	Matrix	Method	Prep Batch
680-238499-1	MCI-LF4-GWA-2	Total/NA	Water	300.0-1993 R2.1	
680-238499-2	MCI-GWA-4A	Total/NA	Water	300.0-1993 R2.1	
680-238499-3	MCI-LF4-GWA-5	Total/NA	Water	300.0-1993 R2.1	
MB 680-792291/63	Method Blank	Total/NA	Water	300.0-1993 R2.1	
LCS 680-792291/76	Lab Control Sample	Total/NA	Water	300.0-1993 R2.1	
LCSD 680-792291/77	Lab Control Sample Dup	Total/NA	Water	300.0-1993 R2.1	
680-238499-1 MS	MCI-LF4-GWA-2	Total/NA	Water	300.0-1993 R2.1	
680-238499-1 MSD	MCI-LF4-GWA-2	Total/NA	Water	300.0-1993 R2.1	

### Analysis Batch: 792507

Lab Sample ID	Client Sample ID	Prep Type	Matrix	Method	Prep Batch
680-238499-4	MCI-GWA-13	Total/NA	Water	300.0-1993 R2.1	
680-238499-5	MCI-GWA-15	Total/NA	Water	300.0-1993 R2.1	
680-238499-6	MCI-GWA-14	Total/NA	Water	300.0-1993 R2.1	
680-238499-7	MCI-GWA-3	Total/NA	Water	300.0-1993 R2.1	
680-238499-8	MCI-GWA-16	Total/NA	Water	300.0-1993 R2.1	
MB 680-792507/2	Method Blank	Total/NA	Water	300.0-1993 R2.1	
LCS 680-792507/4	Lab Control Sample	Total/NA	Water	300.0-1993 R2.1	
LCSD 680-792507/5	Lab Control Sample Dup	Total/NA	Water	300.0-1993 R2.1	
680-238499-4 MS	MCI-GWA-13	Total/NA	Water	300.0-1993 R2.1	
680-238499-4 MSD	MCI-GWA-13	Total/NA	Water	300.0-1993 R2.1	

## Metals

### Prep Batch: 791522

Lab Sample ID	Client Sample ID	Prep Type	Matrix	Method	Prep Batch
680-238499-3	MCI-LF4-GWA-5	Total Recoverable	Water	3005A	
680-238499-4	MCI-GWA-13	Total Recoverable	Water	3005A	
680-238499-5	MCI-GWA-15	Total Recoverable	Water	3005A	
680-238499-6	MCI-GWA-14	Total Recoverable	Water	3005A	
680-238499-7	MCI-GWA-3	Total Recoverable	Water	3005A	
680-238499-8	MCI-GWA-16	Total Recoverable	Water	3005A	
MB 680-791522/1-A	Method Blank	Total Recoverable	Water	3005A	
LCS 680-791522/2-A	Lab Control Sample	Total Recoverable	Water	3005A	
680-238457-K-2-B MS	Matrix Spike	Total Recoverable	Water	3005A	
680-238457-K-2-C MSD	Matrix Spike Duplicate	Total Recoverable	Water	3005A	

### Prep Batch: 791524

Lab Sample ID	Client Sample ID	Prep Type	Matrix	Method	Prep Batch
680-238499-1	MCI-LF4-GWA-2	Total Recoverable	Water	3005A	
680-238499-2	MCI-GWA-4A	Total Recoverable	Water	3005A	
MB 680-791524/1-A	Method Blank	Total Recoverable	Water	3005A	
LCS 680-791524/2-A	Lab Control Sample	Total Recoverable	Water	3005A	
180-160167-A-2-B MS	Matrix Spike	Total Recoverable	Water	3005A	
180-160167-A-2-C MSD	Matrix Spike Duplicate	Total Recoverable	Water	3005A	

### Analysis Batch: 791932

Lab Sample ID	Client Sample ID	Prep Type	Matrix	Method	Prep Batch
680-238499-1	MCI-LF4-GWA-2	Total Recoverable	Water	6020B	791524
680-238499-2	MCI-GWA-4A	Total Recoverable	Water	6020B	791524
680-238499-3	MCI-LF4-GWA-5	Total Recoverable	Water	6020B	791522

Eurofins Savannah

# QC Association Summary

Client: Southern Company  
Project/Site: Plant McIntosh Landfill 4

Job ID: 680-238499-1

## Metals (Continued)

### Analysis Batch: 791932 (Continued)

Lab Sample ID	Client Sample ID	Prep Type	Matrix	Method	Prep Batch
680-238499-4	MCI-GWA-13	Total Recoverable	Water	6020B	791522
680-238499-5	MCI-GWA-15	Total Recoverable	Water	6020B	791522
680-238499-6	MCI-GWA-14	Total Recoverable	Water	6020B	791522
680-238499-7	MCI-GWA-3	Total Recoverable	Water	6020B	791522
680-238499-8	MCI-GWA-16	Total Recoverable	Water	6020B	791522
MB 680-791522/1-A	Method Blank	Total Recoverable	Water	6020B	791522
MB 680-791524/1-A	Method Blank	Total Recoverable	Water	6020B	791524
LCS 680-791522/2-A	Lab Control Sample	Total Recoverable	Water	6020B	791522
LCS 680-791524/2-A	Lab Control Sample	Total Recoverable	Water	6020B	791524
180-160167-A-2-B MS	Matrix Spike	Total Recoverable	Water	6020B	791524
180-160167-A-2-C MSD	Matrix Spike Duplicate	Total Recoverable	Water	6020B	791524
680-238457-K-2-B MS	Matrix Spike	Total Recoverable	Water	6020B	791522
680-238457-K-2-C MSD	Matrix Spike Duplicate	Total Recoverable	Water	6020B	791522

### Prep Batch: 795469

Lab Sample ID	Client Sample ID	Prep Type	Matrix	Method	Prep Batch
680-238499-5	MCI-GWA-15	Total Recoverable	Water	3005A	
680-238499-8	MCI-GWA-16	Total Recoverable	Water	3005A	
MB 680-795469/1-A	Method Blank	Total Recoverable	Water	3005A	
LCS 680-795469/2-A	Lab Control Sample	Total Recoverable	Water	3005A	
680-238616-B-1-E MS	Matrix Spike	Total Recoverable	Water	3005A	
680-238616-B-1-F MSD	Matrix Spike Duplicate	Total Recoverable	Water	3005A	

### Analysis Batch: 795719

Lab Sample ID	Client Sample ID	Prep Type	Matrix	Method	Prep Batch
680-238499-5	MCI-GWA-15	Total Recoverable	Water	6020B	795469
680-238499-8	MCI-GWA-16	Total Recoverable	Water	6020B	795469
MB 680-795469/1-A	Method Blank	Total Recoverable	Water	6020B	795469
LCS 680-795469/2-A	Lab Control Sample	Total Recoverable	Water	6020B	795469
680-238616-B-1-E MS	Matrix Spike	Total Recoverable	Water	6020B	795469
680-238616-B-1-F MSD	Matrix Spike Duplicate	Total Recoverable	Water	6020B	795469

## General Chemistry

### Analysis Batch: 791826

Lab Sample ID	Client Sample ID	Prep Type	Matrix	Method	Prep Batch
680-238499-1	MCI-LF4-GWA-2	Total/NA	Water	2540C-2011	
680-238499-2	MCI-GWA-4A	Total/NA	Water	2540C-2011	
680-238499-3	MCI-LF4-GWA-5	Total/NA	Water	2540C-2011	
680-238499-4	MCI-GWA-13	Total/NA	Water	2540C-2011	
680-238499-5	MCI-GWA-15	Total/NA	Water	2540C-2011	
680-238499-8	MCI-GWA-16	Total/NA	Water	2540C-2011	
MB 680-791826/1	Method Blank	Total/NA	Water	2540C-2011	
LCS 680-791826/2	Lab Control Sample	Total/NA	Water	2540C-2011	
LCSD 680-791826/3	Lab Control Sample Dup	Total/NA	Water	2540C-2011	
680-238497-C-5 DU	Duplicate	Total/NA	Water	2540C-2011	

### Analysis Batch: 792118

Lab Sample ID	Client Sample ID	Prep Type	Matrix	Method	Prep Batch
680-238499-6	MCI-GWA-14	Total/NA	Water	2540C-2011	
680-238499-7	MCI-GWA-3	Total/NA	Water	2540C-2011	

Eurofins Savannah

# QC Association Summary

Client: Southern Company  
Project/Site: Plant McIntosh Landfill 4

Job ID: 680-238499-1

## General Chemistry (Continued)

### Analysis Batch: 792118 (Continued)

Lab Sample ID	Client Sample ID	Prep Type	Matrix	Method	Prep Batch
MB 680-792118/1	Method Blank	Total/NA	Water	2540C-2011	
LCS 680-792118/2	Lab Control Sample	Total/NA	Water	2540C-2011	
LCSD 680-792118/3	Lab Control Sample Dup	Total/NA	Water	2540C-2011	
680-238497-C-7 DU	Duplicate	Total/NA	Water	2540C-2011	

1

2

3

4

5

6

7

8

9

10

11

12

# Lab Chronicle

Client: Southern Company  
 Project/Site: Plant McIntosh Landfill 4

Job ID: 680-238499-1

**Client Sample ID: MCI-LF4-GWA-2**

**Lab Sample ID: 680-238499-1**

**Date Collected: 08/01/23 15:30**

**Matrix: Water**

**Date Received: 08/02/23 13:55**

Prep Type	Batch Type	Batch Method	Run	Dil Factor	Initial Amount	Final Amount	Batch Number	Prepared or Analyzed	Analyst	Lab
Total/NA	Analysis	300.0-1993 R2.1		1	5 mL	5 mL	792291	08/09/23 00:09	UI	EET SAV
Instrument ID: CICK										
Total Recoverable	Prep	3005A			25 mL	125 mL	791524	08/03/23 07:43	RR	EET SAV
Total Recoverable	Analysis	6020B		1			791932	08/04/23 17:00	BWR	EET SAV
Instrument ID: ICPMSC										
Total/NA	Analysis	2540C-2011		1	200 mL	200 mL	791826	08/04/23 11:57	PG	EET SAV
Instrument ID: NOEQUIP										

**Client Sample ID: MCI-GWA-4A**

**Lab Sample ID: 680-238499-2**

**Date Collected: 08/01/23 10:05**

**Matrix: Water**

**Date Received: 08/02/23 13:55**

Prep Type	Batch Type	Batch Method	Run	Dil Factor	Initial Amount	Final Amount	Batch Number	Prepared or Analyzed	Analyst	Lab
Total/NA	Analysis	300.0-1993 R2.1		1	5 mL	5 mL	792291	08/09/23 00:47	UI	EET SAV
Instrument ID: CICK										
Total Recoverable	Prep	3005A			25 mL	125 mL	791524	08/03/23 07:43	RR	EET SAV
Total Recoverable	Analysis	6020B		1			791932	08/04/23 16:56	BWR	EET SAV
Instrument ID: ICPMSC										
Total/NA	Analysis	2540C-2011		1	200 mL	200 mL	791826	08/04/23 11:57	PG	EET SAV
Instrument ID: NOEQUIP										

**Client Sample ID: MCI-LF4-GWA-5**

**Lab Sample ID: 680-238499-3**

**Date Collected: 08/01/23 11:06**

**Matrix: Water**

**Date Received: 08/02/23 13:55**

Prep Type	Batch Type	Batch Method	Run	Dil Factor	Initial Amount	Final Amount	Batch Number	Prepared or Analyzed	Analyst	Lab
Total/NA	Analysis	300.0-1993 R2.1		1	5 mL	5 mL	792291	08/09/23 01:00	UI	EET SAV
Instrument ID: CICK										
Total Recoverable	Prep	3005A			25 mL	125 mL	791522	08/03/23 07:34	RR	EET SAV
Total Recoverable	Analysis	6020B		1			791932	08/04/23 19:18	BWR	EET SAV
Instrument ID: ICPMSC										
Total/NA	Analysis	2540C-2011		1	200 mL	200 mL	791826	08/04/23 11:57	PG	EET SAV
Instrument ID: NOEQUIP										

**Client Sample ID: MCI-GWA-13**

**Lab Sample ID: 680-238499-4**

**Date Collected: 08/01/23 12:10**

**Matrix: Water**

**Date Received: 08/02/23 13:55**

Prep Type	Batch Type	Batch Method	Run	Dil Factor	Initial Amount	Final Amount	Batch Number	Prepared or Analyzed	Analyst	Lab
Total/NA	Analysis	300.0-1993 R2.1		1	5 mL	5 mL	792507	08/09/23 14:36	UI	EET SAV
Instrument ID: CICK										
Total Recoverable	Prep	3005A			25 mL	125 mL	791522	08/03/23 07:34	RR	EET SAV
Total Recoverable	Analysis	6020B		1			791932	08/04/23 19:30	BWR	EET SAV
Instrument ID: ICPMSC										
Total/NA	Analysis	2540C-2011		1	200 mL	200 mL	791826	08/04/23 11:57	PG	EET SAV
Instrument ID: NOEQUIP										

Eurofins Savannah

# Lab Chronicle

Client: Southern Company  
Project/Site: Plant McIntosh Landfill 4

Job ID: 680-238499-1

**Client Sample ID: MCI-GWA-15**

**Lab Sample ID: 680-238499-5**

**Date Collected: 08/01/23 15:40**

**Matrix: Water**

**Date Received: 08/02/23 13:55**

Prep Type	Batch Type	Batch Method	Run	Dil Factor	Initial Amount	Final Amount	Batch Number	Prepared or Analyzed	Analyst	Lab
Total/NA	Analysis	300.0-1993 R2.1		1	5 mL	5 mL	792507	08/09/23 15:14	UI	EET SAV
Instrument ID: CICK										
Total Recoverable	Prep	3005A			25 mL	125 mL	791522	08/03/23 07:34	RR	EET SAV
Total Recoverable	Analysis	6020B		1			791932	08/04/23 19:02	BWR	EET SAV
Instrument ID: ICPMSC										
Total Recoverable	Prep	3005A			25 mL	125 mL	795469	08/28/23 12:54	RR	EET SAV
Total Recoverable	Analysis	6020B		1			795719	08/29/23 12:16	BWR	EET SAV
Instrument ID: ICPMSC										
Total/NA	Analysis	2540C-2011		1	200 mL	200 mL	791826	08/04/23 11:57	PG	EET SAV
Instrument ID: NOEQUIP										

**Client Sample ID: MCI-GWA-14**

**Lab Sample ID: 680-238499-6**

**Date Collected: 08/02/23 09:30**

**Matrix: Water**

**Date Received: 08/02/23 13:55**

Prep Type	Batch Type	Batch Method	Run	Dil Factor	Initial Amount	Final Amount	Batch Number	Prepared or Analyzed	Analyst	Lab
Total/NA	Analysis	300.0-1993 R2.1		1	5 mL	5 mL	792507	08/09/23 15:26	UI	EET SAV
Instrument ID: CICK										
Total Recoverable	Prep	3005A			25 mL	125 mL	791522	08/03/23 07:34	RR	EET SAV
Total Recoverable	Analysis	6020B		1			791932	08/04/23 19:26	BWR	EET SAV
Instrument ID: ICPMSC										
Total/NA	Analysis	2540C-2011		1	200 mL	200 mL	792118	08/07/23 12:07	PG	EET SAV
Instrument ID: NOEQUIP										

**Client Sample ID: MCI-GWA-3**

**Lab Sample ID: 680-238499-7**

**Date Collected: 08/02/23 09:55**

**Matrix: Water**

**Date Received: 08/02/23 13:55**

Prep Type	Batch Type	Batch Method	Run	Dil Factor	Initial Amount	Final Amount	Batch Number	Prepared or Analyzed	Analyst	Lab
Total/NA	Analysis	300.0-1993 R2.1		1	5 mL	5 mL	792507	08/09/23 15:39	UI	EET SAV
Instrument ID: CICK										
Total Recoverable	Prep	3005A			25 mL	125 mL	791522	08/03/23 07:34	RR	EET SAV
Total Recoverable	Analysis	6020B		1			791932	08/04/23 19:54	BWR	EET SAV
Instrument ID: ICPMSC										
Total/NA	Analysis	2540C-2011		1	200 mL	200 mL	792118	08/07/23 12:07	PG	EET SAV
Instrument ID: NOEQUIP										

**Client Sample ID: MCI-GWA-16**

**Lab Sample ID: 680-238499-8**

**Date Collected: 08/01/23 14:20**

**Matrix: Water**

**Date Received: 08/02/23 13:55**

Prep Type	Batch Type	Batch Method	Run	Dil Factor	Initial Amount	Final Amount	Batch Number	Prepared or Analyzed	Analyst	Lab
Total/NA	Analysis	300.0-1993 R2.1		1	5 mL	5 mL	792507	08/09/23 15:52	UI	EET SAV
Instrument ID: CICK										

Eurofins Savannah

# Lab Chronicle

Client: Southern Company  
 Project/Site: Plant McIntosh Landfill 4

Job ID: 680-238499-1

**Client Sample ID: MCI-GWA-16**

**Lab Sample ID: 680-238499-8**

**Date Collected: 08/01/23 14:20**

**Matrix: Water**

**Date Received: 08/02/23 13:55**

Prep Type	Batch Type	Batch Method	Run	Dil Factor	Initial Amount	Final Amount	Batch Number	Prepared or Analyzed	Analyst	Lab
Total Recoverable	Prep	3005A			25 mL	125 mL	791522	08/03/23 07:34	RR	EET SAV
Total Recoverable	Analysis	6020B		1			791932	08/04/23 19:06	BWR	EET SAV
Instrument ID: ICPMSC										
Total Recoverable	Prep	3005A			25 mL	125 mL	795469	08/28/23 12:54	RR	EET SAV
Total Recoverable	Analysis	6020B		1			795719	08/29/23 12:12	BWR	EET SAV
Instrument ID: ICPMSC										
Total/NA	Analysis	2540C-2011		1	200 mL	200 mL	791826	08/04/23 11:57	PG	EET SAV
Instrument ID: NOEQUIP										

**Laboratory References:**

EET SAV = Eurofins Savannah, 5102 LaRoche Avenue, Savannah, GA 31404, TEL (912)354-7858





# Accreditation/Certification Summary

Client: Southern Company  
Project/Site: Plant McIntosh Landfill 4

Job ID: 680-238499-1

## Laboratory: Eurofins Savannah

The accreditations/certifications listed below are applicable to this report.

Authority	Program	Identification Number	Expiration Date
Florida	NELAP	E87052	06-30-24
Georgia	State	E87052	06-30-24

- 1
- 2
- 3
- 4
- 5
- 6
- 7
- 8
- 9
- 10
- 11
- 12

# Method Summary

Client: Southern Company  
Project/Site: Plant McIntosh Landfill 4

Job ID: 680-238499-1

Method	Method Description	Protocol	Laboratory
300.0-1993 R2.1	Anions, Ion Chromatography	MCAWW	EET SAV
6020B	Metals (ICP/MS)	SW846	EET SAV
2540C-2011	Total Dissolved Solids (Dried at 180 °C)	SM	EET SAV
3005A	Preparation, Total Recoverable or Dissolved Metals	SW846	EET SAV

#### Protocol References:

MCAWW = "Methods For Chemical Analysis Of Water And Wastes", EPA-600/4-79-020, March 1983 And Subsequent Revisions.

SM = "Standard Methods For The Examination Of Water And Wastewater"

SW846 = "Test Methods For Evaluating Solid Waste, Physical/Chemical Methods", Third Edition, November 1986 And Its Updates.

#### Laboratory References:

EET SAV = Eurofins Savannah, 5102 LaRoche Avenue, Savannah, GA 31404, TEL (912)354-7858

Chain of Custody Record

<b>Client Information</b>		Sampler <i>J. Bensford</i> ACC		Lab PM. Fuller, David		Carrier Tracking No(s)		COC No	
Client Contact: SCS Contacts		Phone <i>770-594-5998</i>		E-Mail: <i>david.fuller@et.eurofinsus.com</i>				Page <i>1 of 1</i>	
Company: GA Power								Job #:	
Address: 241 Ralph McGill Blvd SE		Due Date Requested						Preservation Codes	
City: Atlanta		TAT Requested (days)						A HCL M Hexane B NaOH N - None C Zn Acetate O AsNaO2 D Nitric Acid P Na2O4S E NaHSO4 Q Na2SO3 F MeOH R Na2SO3 G Amchlor S H2SO4 H Ascorbic Acid T TSP Dodecahydrate I Ice U Acetone J DI Water V - MCAA K - EDTA W pH 4-5 L EDA Z other (specify)	
State/Zip: GA, 30308		Lab Project #: <i>68027746</i>							
Phone: 404-506-7116(Tel)		PO #:							
Email: SCS Contacts / ACC Contacts		Project #:							
Project Name: Plant McIntosh Landfill 4		SSOW#:							
Site: Georgia									
<b>Sample Identification</b>		Sample Date (mm/dd/yy)		Sample Time (hhmm)		Sample Type (C=Comp, G=grab)		Matrix (WG=ground water, WS=surface water, WQ=quality control)	
								Field Filtered Sample (Yes or No)	
								Perform MS/MSD (Yes or No)	
								APP III Metals: B, Ca	
								Cl, F, SO <sub>4</sub> & TDS (EPA 300.0 & SM 2540C)	
								Custom State 15 Permit Metals (EPA 6020)	
								Sb, As, Ba, Be, Cd, Cr, Co, Cu, Pb, Ni, Se, Ag, Tl, V, Zn	
								Total Number of Containers	
								Task Code MCI-CCR-ASSMT-2023S2	
								Special Instructions/Note: Full APP III + 15 State Metals	
MCI-LF4-6WA-2		08/01/23		1530		G WG		N N ✓ ✓ ✓	
MCI-6WA-4A		08/01/23		1005		G WG		N N ✓ ✓ ✓	
MCI-LF4-6WA-5		08/01/23		1106		G WG		N N ✓ ✓ ✓	
MCI-6WA-13		08/01/23		1210		G WG		N N ✓ ✓ ✓	
MCI-6WA-15		08/01/23		1540		G WG		N N ✓ ✓ ✓	
MCI-6WA-14		08/02/23		0930		G WG		N N ✓ ✓ ✓	
MCI-6WA-3		08/02/23		0955		G WG		N N ✓ ✓ ✓	
MCI-6WA-16		08/01/23		1420		G WG		N N ✓ ✓ ✓	
MCI-						G		N	
MCI-						G		N	
MCI-						G		N	
<b>Possible Hazard Identification</b>		<input type="checkbox"/> Non-Hazard		<input type="checkbox"/> Flammable		<input type="checkbox"/> Skin Irritant		<input type="checkbox"/> Poison B	
		<input checked="" type="checkbox"/> Unknown		<input type="checkbox"/> Radiological					
<b>Sample Disposal</b> (A fee may be assessed if samples are retained longer than 30 days)		<input type="checkbox"/> Return To Client		<input checked="" type="checkbox"/> Disposal By Lab		<input type="checkbox"/> Archive For			
Deliverable Requested I, II, III, IV, Other (specify)								Special Instructions/QC Requirements State Permit Metals antimony, arsenic, cadmium, chromium, cobalt, copper, lead, nickel, selenium, silver, thallium, vanadium, zinc	
Empty Kit Relinquished by		Date		Time		Method of Shipment:			
Relinquished by <i>[Signature]</i>		Date/Time <i>8/2/23 1224</i>		Company <i>ACC</i>		Received by <i>[Signature]</i>		Date/Time <i>8-2-23/1224</i> Company <i>ACC</i>	
Relinquished by <i>[Signature]</i>		Date/Time <i>8-2-23/1355</i>		Company <i>ACC</i>		Received by <i>[Signature]</i>		Date/Time <i>8/2/23 1355</i> Company <i>EUROFINS</i>	
Custody Seals Intact Δ Yes Δ No		Custody Seal No				Cooler Temperature(s) °C and Other Remarks <i>0 9/10</i>			



# Login Sample Receipt Checklist

Client: Southern Company

Job Number: 680-238499-1

**Login Number: 238499**

**List Number: 1**

**Creator: Padayao, Abigail**

**List Source: Eurofins Savannah**

Question	Answer	Comment
Radioactivity wasn't checked or is $\leq$ background as measured by a survey meter.	N/A	
The cooler's custody seal, if present, is intact.	True	
Sample custody seals, if present, are intact.	True	
The cooler or samples do not appear to have been compromised or tampered with.	True	
Samples were received on ice.	True	
Cooler Temperature is acceptable.	True	
Cooler Temperature is recorded.	True	
COC is present.	True	
COC is filled out in ink and legible.	True	
COC is filled out with all pertinent information.	True	
Is the Field Sampler's name present on COC?	True	
There are no discrepancies between the containers received and the COC.	True	
Samples are received within Holding Time (excluding tests with immediate HTs)	True	
Sample containers have legible labels.	True	
Containers are not broken or leaking.	True	
Sample collection date/times are provided.	True	
Appropriate sample containers are used.	True	
Sample bottles are completely filled.	True	
Sample Preservation Verified.	True	
There is sufficient vol. for all requested analyses, incl. any requested MS/MSDs	True	
Containers requiring zero headspace have no headspace or bubble is $<6\text{mm}$ (1/4").	True	
Multiphasic samples are not present.	True	
Samples do not require splitting or compositing.	True	
Residual Chlorine Checked.	N/A	

 **ANALYTICAL REPORT****PREPARED FOR**

Attn: Lauren Hartley  
Southern Company  
241 Ralph McGill Blvd SE  
B10185  
Atlanta, Georgia 30308

Generated 8/15/2023 9:16:04 PM

**JOB DESCRIPTION**

Plant McIntosh Landfill 4

**JOB NUMBER**

680-238616-1

# Eurofins Savannah

## Job Notes

This report may not be reproduced except in full, and with written approval from the laboratory. The results relate only to the samples tested. For questions please contact the Project Manager at the e-mail address or telephone number listed on this page.

The test results in this report relate only to the samples as received by the laboratory and will meet all requirements of the methodology, with any exceptions noted. This report shall not be reproduced except in full, without the express written approval of the laboratory. All questions should be directed to the Eurofins Environment Testing Southeast, LLC Project Manager.

## Authorization



Generated  
8/15/2023 9:16:04 PM

Authorized for release by  
David Fuller, Project Manager  
[David.Fuller@et.eurofinsus.com](mailto:David.Fuller@et.eurofinsus.com)  
(770)344-8986

# Definitions/Glossary

Client: Southern Company  
Project/Site: Plant McIntosh Landfill 4

Job ID: 680-238616-1

## Qualifiers

### HPLC/IC

Qualifier	Qualifier Description
*+	LCS and/or LCSD is outside acceptance limits, high biased.
4	MS, MSD: The analyte present in the original sample is greater than 4 times the matrix spike concentration; therefore, control limits are not applicable.
J	Result is less than the RL but greater than or equal to the MDL and the concentration is an approximate value.

### Metals

Qualifier	Qualifier Description
B	Compound was found in the blank and sample.
J	Result is less than the RL but greater than or equal to the MDL and the concentration is an approximate value.

### General Chemistry

Qualifier	Qualifier Description
F3	Duplicate RPD exceeds the control limit

## Glossary

Abbreviation	These commonly used abbreviations may or may not be present in this report.
▫	Listed under the "D" column to designate that the result is reported on a dry weight basis
%R	Percent Recovery
CFL	Contains Free Liquid
CFU	Colony Forming Unit
CNF	Contains No Free Liquid
DER	Duplicate Error Ratio (normalized absolute difference)
Dil Fac	Dilution Factor
DL	Detection Limit (DoD/DOE)
DL, RA, RE, IN	Indicates a Dilution, Re-analysis, Re-extraction, or additional Initial metals/anion analysis of the sample
DLC	Decision Level Concentration (Radiochemistry)
EDL	Estimated Detection Limit (Dioxin)
LOD	Limit of Detection (DoD/DOE)
LOQ	Limit of Quantitation (DoD/DOE)
MCL	EPA recommended "Maximum Contaminant Level"
MDA	Minimum Detectable Activity (Radiochemistry)
MDC	Minimum Detectable Concentration (Radiochemistry)
MDL	Method Detection Limit
ML	Minimum Level (Dioxin)
MPN	Most Probable Number
MQL	Method Quantitation Limit
NC	Not Calculated
ND	Not Detected at the reporting limit (or MDL or EDL if shown)
NEG	Negative / Absent
POS	Positive / Present
PQL	Practical Quantitation Limit
PRES	Presumptive
QC	Quality Control
RER	Relative Error Ratio (Radiochemistry)
RL	Reporting Limit or Requested Limit (Radiochemistry)
RPD	Relative Percent Difference, a measure of the relative difference between two points
TEF	Toxicity Equivalent Factor (Dioxin)
TEQ	Toxicity Equivalent Quotient (Dioxin)
TNTC	Too Numerous To Count



# Sample Summary

Client: Southern Company  
Project/Site: Plant McIntosh Landfill 4

Job ID: 680-238616-1

Lab Sample ID	Client Sample ID	Matrix	Collected	Received
680-238616-1	MCI-GWC-11	Water	08/02/23 16:12	08/03/23 12:13
680-238616-2	MCI-GWC-17	Water	08/02/23 11:00	08/03/23 12:13
680-238616-3	MCI-GWC-18	Water	08/02/23 13:40	08/03/23 12:13
680-238616-4	MCI-GWC-19	Water	08/02/23 15:20	08/03/23 12:13
680-238616-5	MCI-GWC-20	Water	08/02/23 16:30	08/03/23 12:13
680-238616-6	MCI-LF4-EB-07	Water	08/02/23 11:25	08/03/23 12:13
680-238616-7	MCI-LF4-FD-04	Water	08/02/23 00:00	08/03/23 12:13
680-238616-8	MCI-LF4-EB-08	Water	08/03/23 10:20	08/03/23 12:13
680-238616-9	MCI-GWC-21	Water	08/03/23 10:00	08/03/23 12:13
680-238616-10	MCI-LF4-GWC-1	Water	08/02/23 11:00	08/03/23 12:13
680-238616-11	MCI-GWC-9	Water	08/02/23 15:20	08/03/23 12:13
680-238616-12	MCI-GWC-10	Water	08/02/23 13:40	08/03/23 12:13
680-238616-13	MCI-GWC-12	Water	08/02/23 12:10	08/03/23 12:13
680-238616-14	MCI-LF4-FB-05	Water	08/02/23 15:15	08/03/23 12:13
680-238616-15	MCI-LF4-FD-03	Water	08/02/23 00:00	08/03/23 12:13
680-238616-16	MCI-GWC-23	Water	08/03/23 10:40	08/03/23 12:13
680-238616-17	MCI-LF4-FB-06	Water	08/03/23 10:35	08/03/23 12:13

# Case Narrative

Client: Southern Company  
Project/Site: Plant McIntosh Landfill 4

Job ID: 680-238616-1

---

**Job ID: 680-238616-1**

---

**Laboratory: Eurofins Savannah**

---

**Narrative**

**Job Narrative  
680-238616-1**

**Receipt**

The samples were received on 8/3/2023 12:13 PM. Unless otherwise noted below, the samples arrived in good condition, and, where required, properly preserved and on ice. The temperatures of the 2 coolers at receipt time were 0.4°C and 0.8°C

**HPLC/IC**

Method 300\_ORGFM\_28D: The laboratory control sample duplicate (LCSD) for analytical batch 680-792666 recovered outside control limits for the following analytes: Fluoride. These analytes were biased high in the LCSD and were not detected in the associated samples; therefore, the data have been reported.

No additional analytical or quality issues were noted, other than those described above or in the Definitions/ Glossary page.

**Metals**

No additional analytical or quality issues were noted, other than those described above or in the Definitions/ Glossary page.

**General Chemistry**

Method 2540C: The sample duplicate precision for the following sample associated with analytical batch 680-791826 was outside control limits: (680-238497-C-5 DU). The associated Laboratory Control Sample / Laboratory Control Sample Duplicate (LCS/LCSD) precision met acceptance criteria.

No additional analytical or quality issues were noted, other than those described above or in the Definitions/ Glossary page.



# Client Sample Results

Client: Southern Company  
Project/Site: Plant McIntosh Landfill 4

Job ID: 680-238616-1

**Client Sample ID: MCI-GWC-11**

**Lab Sample ID: 680-238616-1**

Date Collected: 08/02/23 16:12

Matrix: Water

Date Received: 08/03/23 12:13

**Method: MCAWW 300.0-1993 R2.1 - Anions, Ion Chromatography**

Analyte	Result	Qualifier	RL	MDL	Unit	D	Prepared	Analyzed	Dil Fac
Chloride	4.7		1.0	0.20	mg/L			08/10/23 11:46	1
Fluoride	0.30		0.10	0.040	mg/L			08/10/23 11:46	1
Sulfate	2.3		1.0	0.40	mg/L			08/10/23 11:46	1

**Method: SW846 6020B - Metals (ICP/MS) - Total Recoverable**

Analyte	Result	Qualifier	RL	MDL	Unit	D	Prepared	Analyzed	Dil Fac
Antimony	<0.00034		0.0020	0.00034	mg/L		08/04/23 11:15	08/08/23 01:26	1
Arsenic	0.0014		0.0010	0.00086	mg/L		08/04/23 11:15	08/08/23 01:26	1
Barium	0.010		0.010	0.00089	mg/L		08/04/23 11:15	08/08/23 01:26	1
Beryllium	<0.00020		0.0025	0.00020	mg/L		08/04/23 11:15	08/08/23 01:26	1
Boron	<0.022		0.080	0.022	mg/L		08/04/23 11:15	08/08/23 01:26	1
Cadmium	<0.000078		0.0025	0.000078	mg/L		08/04/23 11:15	08/08/23 01:26	1
Calcium	9.3		0.50	0.14	mg/L		08/04/23 11:15	08/08/23 01:26	1
Chromium	0.0047		0.0020	0.0012	mg/L		08/04/23 11:15	08/08/23 01:26	1
Cobalt	<0.00022		0.0025	0.00022	mg/L		08/04/23 11:15	08/08/23 01:26	1
Copper	<0.0011		0.0020	0.0011	mg/L		08/04/23 11:15	08/08/23 01:26	1
Lead	<0.00021		0.0010	0.00021	mg/L		08/04/23 11:15	08/08/23 01:26	1
Nickel	<0.00042		0.0010	0.00042	mg/L		08/04/23 11:15	08/08/23 01:26	1
Selenium	<0.00099		0.0050	0.00099	mg/L		08/04/23 11:15	08/08/23 01:26	1
Silver	<0.00039		0.0010	0.00039	mg/L		08/04/23 11:15	08/08/23 01:26	1
Thallium	<0.00026		0.0010	0.00026	mg/L		08/04/23 11:15	08/08/23 01:26	1
Vanadium	0.0015	J	0.0020	0.00063	mg/L		08/04/23 11:15	08/08/23 01:26	1
Zinc	0.0061	B	0.0050	0.0028	mg/L		08/04/23 11:15	08/08/23 01:26	1

**General Chemistry**

Analyte	Result	Qualifier	RL	MDL	Unit	D	Prepared	Analyzed	Dil Fac
Total Dissolved Solids (SM 2540C-2011)	79		10	10	mg/L			08/08/23 10:31	1

**Client Sample ID: MCI-GWC-17**

**Lab Sample ID: 680-238616-2**

Date Collected: 08/02/23 11:00

Matrix: Water

Date Received: 08/03/23 12:13

**Method: MCAWW 300.0-1993 R2.1 - Anions, Ion Chromatography**

Analyte	Result	Qualifier	RL	MDL	Unit	D	Prepared	Analyzed	Dil Fac
Chloride	4.8		1.0	0.20	mg/L			08/10/23 11:59	1
Fluoride	0.17		0.10	0.040	mg/L			08/10/23 11:59	1
Sulfate	<0.40		1.0	0.40	mg/L			08/10/23 11:59	1

**Method: SW846 6020B - Metals (ICP/MS) - Total Recoverable**

Analyte	Result	Qualifier	RL	MDL	Unit	D	Prepared	Analyzed	Dil Fac
Antimony	<0.00034		0.0020	0.00034	mg/L		08/04/23 11:15	08/08/23 01:38	1
Arsenic	<0.00086		0.0010	0.00086	mg/L		08/04/23 11:15	08/08/23 01:38	1
Barium	0.017		0.010	0.00089	mg/L		08/04/23 11:15	08/08/23 01:38	1
Beryllium	0.00057	J	0.0025	0.00020	mg/L		08/04/23 11:15	08/08/23 01:38	1
Boron	<0.022		0.080	0.022	mg/L		08/04/23 11:15	08/08/23 01:38	1
Cadmium	0.00052	J	0.0025	0.000078	mg/L		08/04/23 11:15	08/08/23 01:38	1
Calcium	2.3		0.50	0.14	mg/L		08/04/23 11:15	08/08/23 01:38	1
Chromium	0.0039		0.0020	0.0012	mg/L		08/04/23 11:15	08/08/23 01:38	1
Cobalt	<0.00022		0.0025	0.00022	mg/L		08/04/23 11:15	08/08/23 01:38	1
Copper	<0.0011		0.0020	0.0011	mg/L		08/04/23 11:15	08/08/23 01:38	1

Eurofins Savannah

# Client Sample Results

Client: Southern Company  
Project/Site: Plant McIntosh Landfill 4

Job ID: 680-238616-1

**Client Sample ID: MCI-GWC-17**

**Lab Sample ID: 680-238616-2**

Date Collected: 08/02/23 11:00

Matrix: Water

Date Received: 08/03/23 12:13

**Method: SW846 6020B - Metals (ICP/MS) - Total Recoverable (Continued)**

Analyte	Result	Qualifier	RL	MDL	Unit	D	Prepared	Analyzed	Dil Fac
Lead	<0.00021		0.0010	0.00021	mg/L		08/04/23 11:15	08/08/23 01:38	1
<b>Nickel</b>	<b>0.0018</b>		0.0010	0.00042	mg/L		08/04/23 11:15	08/08/23 01:38	1
Selenium	<0.00099		0.0050	0.00099	mg/L		08/04/23 11:15	08/08/23 01:38	1
Silver	<0.00039		0.0010	0.00039	mg/L		08/04/23 11:15	08/08/23 01:38	1
Thallium	<0.00026		0.0010	0.00026	mg/L		08/04/23 11:15	08/08/23 01:38	1
Vanadium	<0.00063		0.0020	0.00063	mg/L		08/04/23 11:15	08/08/23 01:38	1
<b>Zinc</b>	<b>0.012</b>	<b>B</b>	0.0050	0.0028	mg/L		08/04/23 11:15	08/08/23 01:38	1

**General Chemistry**

Analyte	Result	Qualifier	RL	MDL	Unit	D	Prepared	Analyzed	Dil Fac
<b>Total Dissolved Solids (SM 2540C-2011)</b>	<b>38</b>		10	10	mg/L			08/08/23 10:31	1

**Client Sample ID: MCI-GWC-18**

**Lab Sample ID: 680-238616-3**

Date Collected: 08/02/23 13:40

Matrix: Water

Date Received: 08/03/23 12:13

**Method: MCAWW 300.0-1993 R2.1 - Anions, Ion Chromatography**

Analyte	Result	Qualifier	RL	MDL	Unit	D	Prepared	Analyzed	Dil Fac
<b>Chloride</b>	<b>4.7</b>		1.0	0.20	mg/L			08/10/23 15:59	1
<b>Fluoride</b>	<b>0.54</b>		0.10	0.040	mg/L			08/12/23 12:48	1
<b>Sulfate</b>	<b>2.4</b>		1.0	0.40	mg/L			08/10/23 15:59	1

**Method: SW846 6020B - Metals (ICP/MS) - Total Recoverable**

Analyte	Result	Qualifier	RL	MDL	Unit	D	Prepared	Analyzed	Dil Fac
Antimony	<0.00034		0.0020	0.00034	mg/L		08/04/23 11:15	08/08/23 01:42	1
<b>Arsenic</b>	<b>0.0010</b>		0.0010	0.00086	mg/L		08/04/23 11:15	08/08/23 01:42	1
<b>Barium</b>	<b>0.012</b>		0.010	0.00089	mg/L		08/04/23 11:15	08/08/23 01:42	1
Beryllium	<0.00020		0.0025	0.00020	mg/L		08/04/23 11:15	08/08/23 01:42	1
Boron	<0.022		0.080	0.022	mg/L		08/04/23 11:15	08/08/23 01:42	1
Cadmium	<0.000078		0.0025	0.000078	mg/L		08/04/23 11:15	08/08/23 01:42	1
<b>Calcium</b>	<b>13</b>		0.50	0.14	mg/L		08/04/23 11:15	08/08/23 01:42	1
<b>Chromium</b>	<b>0.0025</b>		0.0020	0.0012	mg/L		08/04/23 11:15	08/08/23 01:42	1
Cobalt	<0.00022		0.0025	0.00022	mg/L		08/04/23 11:15	08/08/23 01:42	1
<b>Copper</b>	<b>0.0013</b>	<b>J</b>	0.0020	0.0011	mg/L		08/04/23 11:15	08/08/23 01:42	1
Lead	<0.00021		0.0010	0.00021	mg/L		08/04/23 11:15	08/08/23 01:42	1
<b>Nickel</b>	<b>0.00075</b>	<b>J</b>	0.0010	0.00042	mg/L		08/04/23 11:15	08/08/23 01:42	1
Selenium	<0.00099		0.0050	0.00099	mg/L		08/04/23 11:15	08/08/23 01:42	1
Silver	<0.00039		0.0010	0.00039	mg/L		08/04/23 11:15	08/08/23 01:42	1
Thallium	<0.00026		0.0010	0.00026	mg/L		08/04/23 11:15	08/08/23 01:42	1
<b>Vanadium</b>	<b>0.0031</b>		0.0020	0.00063	mg/L		08/04/23 11:15	08/08/23 01:42	1
<b>Zinc</b>	<b>0.0044</b>	<b>J B</b>	0.0050	0.0028	mg/L		08/04/23 11:15	08/08/23 01:42	1

**General Chemistry**

Analyte	Result	Qualifier	RL	MDL	Unit	D	Prepared	Analyzed	Dil Fac
<b>Total Dissolved Solids (SM 2540C-2011)</b>	<b>89</b>		10	10	mg/L			08/08/23 10:31	1

# Client Sample Results

Client: Southern Company  
Project/Site: Plant McIntosh Landfill 4

Job ID: 680-238616-1

**Client Sample ID: MCI-GWC-19**

**Lab Sample ID: 680-238616-4**

Date Collected: 08/02/23 15:20

Matrix: Water

Date Received: 08/03/23 12:13

**Method: MCAWW 300.0-1993 R2.1 - Anions, Ion Chromatography**

Analyte	Result	Qualifier	RL	MDL	Unit	D	Prepared	Analyzed	Dil Fac
Chloride	5.4		1.0	0.20	mg/L			08/10/23 16:37	1
Fluoride	0.13		0.10	0.040	mg/L			08/12/23 13:26	1
Sulfate	2.2		1.0	0.40	mg/L			08/10/23 16:37	1

**Method: SW846 6020B - Metals (ICP/MS) - Total Recoverable**

Analyte	Result	Qualifier	RL	MDL	Unit	D	Prepared	Analyzed	Dil Fac
Antimony	<0.00034		0.0020	0.00034	mg/L		08/04/23 11:15	08/08/23 01:46	1
Arsenic	<0.00086		0.0010	0.00086	mg/L		08/04/23 11:15	08/08/23 01:46	1
Barium	0.0092	J	0.010	0.00089	mg/L		08/04/23 11:15	08/08/23 01:46	1
Beryllium	0.00020	J	0.0025	0.00020	mg/L		08/04/23 11:15	08/08/23 01:46	1
Boron	<0.022		0.080	0.022	mg/L		08/04/23 11:15	08/08/23 01:46	1
Cadmium	0.00025	J	0.0025	0.000078	mg/L		08/04/23 11:15	08/08/23 01:46	1
Calcium	6.0		0.50	0.14	mg/L		08/04/23 11:15	08/08/23 01:46	1
Chromium	0.0023		0.0020	0.0012	mg/L		08/04/23 11:15	08/08/23 01:46	1
Cobalt	<0.00022		0.0025	0.00022	mg/L		08/04/23 11:15	08/08/23 01:46	1
Copper	<0.0011		0.0020	0.0011	mg/L		08/04/23 11:15	08/08/23 01:46	1
Lead	<0.00021		0.0010	0.00021	mg/L		08/04/23 11:15	08/08/23 01:46	1
Nickel	0.0012		0.0010	0.00042	mg/L		08/04/23 11:15	08/08/23 01:46	1
Selenium	<0.00099		0.0050	0.00099	mg/L		08/04/23 11:15	08/08/23 01:46	1
Silver	<0.00039		0.0010	0.00039	mg/L		08/04/23 11:15	08/08/23 01:46	1
Thallium	<0.00026		0.0010	0.00026	mg/L		08/04/23 11:15	08/08/23 01:46	1
Vanadium	<0.00063		0.0020	0.00063	mg/L		08/04/23 11:15	08/08/23 01:46	1
Zinc	0.0051	B	0.0050	0.0028	mg/L		08/04/23 11:15	08/08/23 01:46	1

**General Chemistry**

Analyte	Result	Qualifier	RL	MDL	Unit	D	Prepared	Analyzed	Dil Fac
Total Dissolved Solids (SM 2540C-2011)	51		10	10	mg/L			08/08/23 10:31	1

**Client Sample ID: MCI-GWC-20**

**Lab Sample ID: 680-238616-5**

Date Collected: 08/02/23 16:30

Matrix: Water

Date Received: 08/03/23 12:13

**Method: MCAWW 300.0-1993 R2.1 - Anions, Ion Chromatography**

Analyte	Result	Qualifier	RL	MDL	Unit	D	Prepared	Analyzed	Dil Fac
Chloride	7.3		1.0	0.20	mg/L			08/10/23 16:50	1
Fluoride	0.050	J	0.10	0.040	mg/L			08/12/23 13:38	1
Sulfate	0.82	J	1.0	0.40	mg/L			08/10/23 16:50	1

**Method: SW846 6020B - Metals (ICP/MS) - Total Recoverable**

Analyte	Result	Qualifier	RL	MDL	Unit	D	Prepared	Analyzed	Dil Fac
Antimony	<0.00034		0.0020	0.00034	mg/L		08/04/23 11:15	08/08/23 01:50	1
Arsenic	<0.00086		0.0010	0.00086	mg/L		08/04/23 11:15	08/08/23 01:50	1
Barium	0.015		0.010	0.00089	mg/L		08/04/23 11:15	08/08/23 01:50	1
Beryllium	<0.00020		0.0025	0.00020	mg/L		08/04/23 11:15	08/08/23 01:50	1
Boron	<0.022		0.080	0.022	mg/L		08/04/23 11:15	08/08/23 01:50	1
Cadmium	0.00015	J	0.0025	0.000078	mg/L		08/04/23 11:15	08/08/23 01:50	1
Calcium	1.3		0.50	0.14	mg/L		08/04/23 11:15	08/08/23 01:50	1
Chromium	0.0040		0.0020	0.0012	mg/L		08/04/23 11:15	08/08/23 01:50	1
Cobalt	0.00082	J	0.0025	0.00022	mg/L		08/04/23 11:15	08/08/23 01:50	1
Copper	<0.0011		0.0020	0.0011	mg/L		08/04/23 11:15	08/08/23 01:50	1

Eurofins Savannah

# Client Sample Results

Client: Southern Company  
Project/Site: Plant McIntosh Landfill 4

Job ID: 680-238616-1

**Client Sample ID: MCI-GWC-20**

**Lab Sample ID: 680-238616-5**

Date Collected: 08/02/23 16:30

Matrix: Water

Date Received: 08/03/23 12:13

**Method: SW846 6020B - Metals (ICP/MS) - Total Recoverable (Continued)**

Analyte	Result	Qualifier	RL	MDL	Unit	D	Prepared	Analyzed	Dil Fac
Lead	<0.00021		0.0010	0.00021	mg/L		08/04/23 11:15	08/08/23 01:50	1
<b>Nickel</b>	<b>0.0018</b>		0.0010	0.00042	mg/L		08/04/23 11:15	08/08/23 01:50	1
Selenium	<0.00099		0.0050	0.00099	mg/L		08/04/23 11:15	08/08/23 01:50	1
Silver	<0.00039		0.0010	0.00039	mg/L		08/04/23 11:15	08/08/23 01:50	1
Thallium	<0.00026		0.0010	0.00026	mg/L		08/04/23 11:15	08/08/23 01:50	1
Vanadium	<0.00063		0.0020	0.00063	mg/L		08/04/23 11:15	08/08/23 01:50	1
<b>Zinc</b>	<b>0.0040</b>	<b>J B</b>	0.0050	0.0028	mg/L		08/04/23 11:15	08/08/23 01:50	1

**General Chemistry**

Analyte	Result	Qualifier	RL	MDL	Unit	D	Prepared	Analyzed	Dil Fac
Total Dissolved Solids (SM 2540C-2011)	<b>36</b>		10	10	mg/L			08/08/23 10:31	1

**Client Sample ID: MCI-LF4-EB-07**

**Lab Sample ID: 680-238616-6**

Date Collected: 08/02/23 11:25

Matrix: Water

Date Received: 08/03/23 12:13

**Method: MCAWW 300.0-1993 R2.1 - Anions, Ion Chromatography**

Analyte	Result	Qualifier	RL	MDL	Unit	D	Prepared	Analyzed	Dil Fac
Chloride	<0.20		1.0	0.20	mg/L			08/10/23 17:02	1
<b>Fluoride</b>	<b>0.65</b>		0.10	0.040	mg/L			08/12/23 13:51	1
Sulfate	<0.40		1.0	0.40	mg/L			08/10/23 17:02	1

**Method: SW846 6020B - Metals (ICP/MS) - Total Recoverable**

Analyte	Result	Qualifier	RL	MDL	Unit	D	Prepared	Analyzed	Dil Fac
Antimony	<0.00034		0.0020	0.00034	mg/L		08/04/23 11:15	08/08/23 01:55	1
Arsenic	<0.00086		0.0010	0.00086	mg/L		08/04/23 11:15	08/08/23 01:55	1
<b>Barium</b>	<b>0.0015</b>	<b>J</b>	0.010	0.00089	mg/L		08/04/23 11:15	08/08/23 01:55	1
Beryllium	<0.00020		0.0025	0.00020	mg/L		08/04/23 11:15	08/08/23 01:55	1
Boron	<0.022		0.080	0.022	mg/L		08/04/23 11:15	08/08/23 01:55	1
Cadmium	<0.000078		0.0025	0.000078	mg/L		08/04/23 11:15	08/08/23 01:55	1
<b>Calcium</b>	<b>0.17</b>	<b>J</b>	0.50	0.14	mg/L		08/04/23 11:15	08/08/23 01:55	1
Chromium	<0.0012		0.0020	0.0012	mg/L		08/04/23 11:15	08/08/23 01:55	1
Cobalt	<0.00022		0.0025	0.00022	mg/L		08/04/23 11:15	08/08/23 01:55	1
Copper	<0.0011		0.0020	0.0011	mg/L		08/04/23 11:15	08/08/23 01:55	1
Lead	<0.00021		0.0010	0.00021	mg/L		08/04/23 11:15	08/08/23 01:55	1
Nickel	<0.00042		0.0010	0.00042	mg/L		08/04/23 11:15	08/08/23 01:55	1
Selenium	<0.00099		0.0050	0.00099	mg/L		08/04/23 11:15	08/08/23 01:55	1
Silver	<0.00039		0.0010	0.00039	mg/L		08/04/23 11:15	08/08/23 01:55	1
Thallium	<0.00026		0.0010	0.00026	mg/L		08/04/23 11:15	08/08/23 01:55	1
Vanadium	<0.00063		0.0020	0.00063	mg/L		08/04/23 11:15	08/08/23 01:55	1
Zinc	<0.0028		0.0050	0.0028	mg/L		08/04/23 11:15	08/08/23 01:55	1

**General Chemistry**

Analyte	Result	Qualifier	RL	MDL	Unit	D	Prepared	Analyzed	Dil Fac
Total Dissolved Solids (SM 2540C-2011)	<10		10	10	mg/L			08/08/23 10:31	1

# Client Sample Results

Client: Southern Company  
Project/Site: Plant McIntosh Landfill 4

Job ID: 680-238616-1

**Client Sample ID: MCI-LF4-FD-04**

**Lab Sample ID: 680-238616-7**

Date Collected: 08/02/23 00:00

Matrix: Water

Date Received: 08/03/23 12:13

**Method: MCAWW 300.0-1993 R2.1 - Anions, Ion Chromatography**

Analyte	Result	Qualifier	RL	MDL	Unit	D	Prepared	Analyzed	Dil Fac
Chloride	7.2		1.0	0.20	mg/L			08/10/23 17:15	1
Fluoride	0.049	J	0.10	0.040	mg/L			08/12/23 14:04	1
Sulfate	0.82	J	1.0	0.40	mg/L			08/10/23 17:15	1

**Method: SW846 6020B - Metals (ICP/MS) - Total Recoverable**

Analyte	Result	Qualifier	RL	MDL	Unit	D	Prepared	Analyzed	Dil Fac
Antimony	<0.00034		0.0020	0.00034	mg/L		08/04/23 11:15	08/08/23 02:07	1
Arsenic	<0.00086		0.0010	0.00086	mg/L		08/04/23 11:15	08/08/23 02:07	1
Barium	0.015		0.010	0.00089	mg/L		08/04/23 11:15	08/08/23 02:07	1
Beryllium	0.00021	J	0.0025	0.00020	mg/L		08/04/23 11:15	08/08/23 02:07	1
Boron	<0.022		0.080	0.022	mg/L		08/04/23 11:15	08/08/23 02:07	1
Cadmium	0.00012	J	0.0025	0.000078	mg/L		08/04/23 11:15	08/08/23 02:07	1
Calcium	1.3		0.50	0.14	mg/L		08/04/23 11:15	08/08/23 02:07	1
Chromium	0.0017	J	0.0020	0.0012	mg/L		08/04/23 11:15	08/08/23 02:07	1
Cobalt	0.00083	J	0.0025	0.00022	mg/L		08/04/23 11:15	08/08/23 02:07	1
Copper	<0.0011		0.0020	0.0011	mg/L		08/04/23 11:15	08/08/23 02:07	1
Lead	<0.00021		0.0010	0.00021	mg/L		08/04/23 11:15	08/08/23 02:07	1
Nickel	0.00087	J	0.0010	0.00042	mg/L		08/04/23 11:15	08/08/23 02:07	1
Selenium	<0.00099		0.0050	0.00099	mg/L		08/04/23 11:15	08/08/23 02:07	1
Silver	<0.00039		0.0010	0.00039	mg/L		08/04/23 11:15	08/08/23 02:07	1
Thallium	<0.00026		0.0010	0.00026	mg/L		08/04/23 11:15	08/08/23 02:07	1
Vanadium	<0.00063		0.0020	0.00063	mg/L		08/04/23 11:15	08/08/23 02:07	1
Zinc	0.0047	J B	0.0050	0.0028	mg/L		08/04/23 11:15	08/08/23 02:07	1

**General Chemistry**

Analyte	Result	Qualifier	RL	MDL	Unit	D	Prepared	Analyzed	Dil Fac
Total Dissolved Solids (SM 2540C-2011)	33		10	10	mg/L			08/08/23 10:31	1

**Client Sample ID: MCI-LF4-EB-08**

**Lab Sample ID: 680-238616-8**

Date Collected: 08/03/23 10:20

Matrix: Water

Date Received: 08/03/23 12:13

**Method: MCAWW 300.0-1993 R2.1 - Anions, Ion Chromatography**

Analyte	Result	Qualifier	RL	MDL	Unit	D	Prepared	Analyzed	Dil Fac
Chloride	<0.20		1.0	0.20	mg/L			08/10/23 17:28	1
Fluoride	0.66		0.10	0.040	mg/L			08/12/23 14:16	1
Sulfate	<0.40		1.0	0.40	mg/L			08/10/23 17:28	1

**Method: SW846 6020B - Metals (ICP/MS) - Total Recoverable**

Analyte	Result	Qualifier	RL	MDL	Unit	D	Prepared	Analyzed	Dil Fac
Antimony	<0.00034		0.0020	0.00034	mg/L		08/04/23 11:15	08/08/23 02:11	1
Arsenic	<0.00086		0.0010	0.00086	mg/L		08/04/23 11:15	08/08/23 02:11	1
Barium	0.0066	J	0.010	0.00089	mg/L		08/04/23 11:15	08/08/23 02:11	1
Beryllium	<0.00020		0.0025	0.00020	mg/L		08/04/23 11:15	08/08/23 02:11	1
Boron	<0.022		0.080	0.022	mg/L		08/04/23 11:15	08/08/23 02:11	1
Cadmium	<0.000078		0.0025	0.000078	mg/L		08/04/23 11:15	08/08/23 02:11	1
Calcium	0.18	J	0.50	0.14	mg/L		08/04/23 11:15	08/08/23 02:11	1
Chromium	<0.0012		0.0020	0.0012	mg/L		08/04/23 11:15	08/08/23 02:11	1
Cobalt	<0.00022		0.0025	0.00022	mg/L		08/04/23 11:15	08/08/23 02:11	1
Copper	<0.0011		0.0020	0.0011	mg/L		08/04/23 11:15	08/08/23 02:11	1

Eurofins Savannah



# Client Sample Results

Client: Southern Company  
Project/Site: Plant McIntosh Landfill 4

Job ID: 680-238616-1

**Client Sample ID: MCI-LF4-EB-08**

**Lab Sample ID: 680-238616-8**

Date Collected: 08/03/23 10:20

Matrix: Water

Date Received: 08/03/23 12:13

**Method: SW846 6020B - Metals (ICP/MS) - Total Recoverable (Continued)**

Analyte	Result	Qualifier	RL	MDL	Unit	D	Prepared	Analyzed	Dil Fac
Lead	<0.00021		0.0010	0.00021	mg/L		08/04/23 11:15	08/08/23 02:11	1
Nickel	<0.00042		0.0010	0.00042	mg/L		08/04/23 11:15	08/08/23 02:11	1
Selenium	<0.00099		0.0050	0.00099	mg/L		08/04/23 11:15	08/08/23 02:11	1
Silver	<0.00039		0.0010	0.00039	mg/L		08/04/23 11:15	08/08/23 02:11	1
Thallium	<0.00026		0.0010	0.00026	mg/L		08/04/23 11:15	08/08/23 02:11	1
Vanadium	<0.00063		0.0020	0.00063	mg/L		08/04/23 11:15	08/08/23 02:11	1
<b>Zinc</b>	<b>0.0084</b>	<b>B</b>	0.0050	0.0028	mg/L		08/04/23 11:15	08/08/23 02:11	1

**General Chemistry**

Analyte	Result	Qualifier	RL	MDL	Unit	D	Prepared	Analyzed	Dil Fac
Total Dissolved Solids (SM 2540C-2011)	<10		10	10	mg/L			08/09/23 10:51	1

**Client Sample ID: MCI-GWC-21**

**Lab Sample ID: 680-238616-9**

Date Collected: 08/03/23 10:00

Matrix: Water

Date Received: 08/03/23 12:13

**Method: MCAWW 300.0-1993 R2.1 - Anions, Ion Chromatography**

Analyte	Result	Qualifier	RL	MDL	Unit	D	Prepared	Analyzed	Dil Fac
<b>Chloride</b>	<b>6.0</b>		1.0	0.20	mg/L			08/10/23 17:40	1
Fluoride	<0.040	*+	0.10	0.040	mg/L			08/10/23 17:40	1
<b>Sulfate</b>	<b>0.54</b>	<b>J</b>	1.0	0.40	mg/L			08/10/23 17:40	1

**Method: SW846 6020B - Metals (ICP/MS) - Total Recoverable**

Analyte	Result	Qualifier	RL	MDL	Unit	D	Prepared	Analyzed	Dil Fac
Antimony	<0.00034		0.0020	0.00034	mg/L		08/04/23 11:15	08/08/23 02:15	1
Arsenic	<0.00086		0.0010	0.00086	mg/L		08/04/23 11:15	08/08/23 02:15	1
<b>Barium</b>	<b>0.018</b>		0.010	0.00089	mg/L		08/04/23 11:15	08/08/23 02:15	1
Beryllium	<0.00020		0.0025	0.00020	mg/L		08/04/23 11:15	08/08/23 02:15	1
<b>Boron</b>	<b>0.022</b>	<b>J</b>	0.080	0.022	mg/L		08/04/23 11:15	08/08/23 02:15	1
<b>Cadmium</b>	<b>0.00011</b>	<b>J</b>	0.0025	0.000078	mg/L		08/04/23 11:15	08/08/23 02:15	1
<b>Calcium</b>	<b>1.0</b>		0.50	0.14	mg/L		08/04/23 11:15	08/08/23 02:15	1
Chromium	<0.0012		0.0020	0.0012	mg/L		08/04/23 11:15	08/08/23 02:15	1
<b>Cobalt</b>	<b>0.00070</b>	<b>J</b>	0.0025	0.00022	mg/L		08/04/23 11:15	08/08/23 02:15	1
Copper	<0.0011		0.0020	0.0011	mg/L		08/04/23 11:15	08/08/23 02:15	1
Lead	<0.00021		0.0010	0.00021	mg/L		08/04/23 11:15	08/08/23 02:15	1
<b>Nickel</b>	<b>0.00074</b>	<b>J</b>	0.0010	0.00042	mg/L		08/04/23 11:15	08/08/23 02:15	1
Selenium	<0.00099		0.0050	0.00099	mg/L		08/04/23 11:15	08/08/23 02:15	1
Silver	<0.00039		0.0010	0.00039	mg/L		08/04/23 11:15	08/08/23 02:15	1
Thallium	<0.00026		0.0010	0.00026	mg/L		08/04/23 11:15	08/08/23 02:15	1
Vanadium	<0.00063		0.0020	0.00063	mg/L		08/04/23 11:15	08/08/23 02:15	1
<b>Zinc</b>	<b>0.0047</b>	<b>J B</b>	0.0050	0.0028	mg/L		08/04/23 11:15	08/08/23 02:15	1

**General Chemistry**

Analyte	Result	Qualifier	RL	MDL	Unit	D	Prepared	Analyzed	Dil Fac
Total Dissolved Solids (SM 2540C-2011)	<b>30</b>		10	10	mg/L			08/09/23 10:51	1

# Client Sample Results

Client: Southern Company  
Project/Site: Plant McIntosh Landfill 4

Job ID: 680-238616-1

**Client Sample ID: MCI-LF4-GWC-1**

**Lab Sample ID: 680-238616-10**

Date Collected: 08/02/23 11:00

Matrix: Water

Date Received: 08/03/23 12:13

**Method: MCAWW 300.0-1993 R2.1 - Anions, Ion Chromatography**

Analyte	Result	Qualifier	RL	MDL	Unit	D	Prepared	Analyzed	Dil Fac
Chloride	5.1		1.0	0.20	mg/L			08/10/23 17:53	1
Fluoride	<0.040		0.10	0.040	mg/L			08/12/23 14:29	1
Sulfate	0.53	J	1.0	0.40	mg/L			08/10/23 17:53	1

**Method: SW846 6020B - Metals (ICP/MS) - Total Recoverable**

Analyte	Result	Qualifier	RL	MDL	Unit	D	Prepared	Analyzed	Dil Fac
Antimony	<0.00034		0.0020	0.00034	mg/L		08/04/23 11:15	08/08/23 02:19	1
Arsenic	<0.00086		0.0010	0.00086	mg/L		08/04/23 11:15	08/08/23 02:19	1
Barium	0.030		0.010	0.00089	mg/L		08/04/23 11:15	08/08/23 02:19	1
Beryllium	<0.00020		0.0025	0.00020	mg/L		08/04/23 11:15	08/08/23 02:19	1
Boron	<0.022		0.080	0.022	mg/L		08/04/23 11:15	08/08/23 02:19	1
Cadmium	<0.000078		0.0025	0.000078	mg/L		08/04/23 11:15	08/08/23 02:19	1
Calcium	0.93		0.50	0.14	mg/L		08/04/23 11:15	08/08/23 02:19	1
Chromium	0.0024		0.0020	0.0012	mg/L		08/04/23 11:15	08/08/23 02:19	1
Cobalt	0.0016	J	0.0025	0.00022	mg/L		08/04/23 11:15	08/08/23 02:19	1
Copper	<0.0011		0.0020	0.0011	mg/L		08/04/23 11:15	08/08/23 02:19	1
Lead	<0.00021		0.0010	0.00021	mg/L		08/04/23 11:15	08/08/23 02:19	1
Nickel	0.0014		0.0010	0.00042	mg/L		08/04/23 11:15	08/08/23 02:19	1
Selenium	<0.00099		0.0050	0.00099	mg/L		08/04/23 11:15	08/08/23 02:19	1
Silver	<0.00039		0.0010	0.00039	mg/L		08/04/23 11:15	08/08/23 02:19	1
Thallium	<0.00026		0.0010	0.00026	mg/L		08/04/23 11:15	08/08/23 02:19	1
Vanadium	0.00084	J	0.0020	0.00063	mg/L		08/04/23 11:15	08/08/23 02:19	1
Zinc	0.0062	B	0.0050	0.0028	mg/L		08/04/23 11:15	08/08/23 02:19	1

**General Chemistry**

Analyte	Result	Qualifier	RL	MDL	Unit	D	Prepared	Analyzed	Dil Fac
Total Dissolved Solids (SM 2540C-2011)	35		10	10	mg/L			08/08/23 10:31	1

**Client Sample ID: MCI-GWC-9**

**Lab Sample ID: 680-238616-11**

Date Collected: 08/02/23 15:20

Matrix: Water

Date Received: 08/03/23 12:13

**Method: MCAWW 300.0-1993 R2.1 - Anions, Ion Chromatography**

Analyte	Result	Qualifier	RL	MDL	Unit	D	Prepared	Analyzed	Dil Fac
Chloride	7.6		1.0	0.20	mg/L			08/10/23 18:06	1
Fluoride	0.086	J	0.10	0.040	mg/L			08/12/23 14:41	1
Sulfate	0.42	J	1.0	0.40	mg/L			08/10/23 18:06	1

**Method: SW846 6020B - Metals (ICP/MS) - Total Recoverable**

Analyte	Result	Qualifier	RL	MDL	Unit	D	Prepared	Analyzed	Dil Fac
Antimony	<0.00034		0.0020	0.00034	mg/L		08/04/23 11:15	08/08/23 02:23	1
Arsenic	<0.00086		0.0010	0.00086	mg/L		08/04/23 11:15	08/08/23 02:23	1
Barium	0.021		0.010	0.00089	mg/L		08/04/23 11:15	08/08/23 02:23	1
Beryllium	<0.00020		0.0025	0.00020	mg/L		08/04/23 11:15	08/08/23 02:23	1
Boron	0.026	J	0.080	0.022	mg/L		08/04/23 11:15	08/08/23 02:23	1
Cadmium	<0.000078		0.0025	0.000078	mg/L		08/04/23 11:15	08/08/23 02:23	1
Calcium	2.9		0.50	0.14	mg/L		08/04/23 11:15	08/08/23 02:23	1
Chromium	0.0012	J	0.0020	0.0012	mg/L		08/04/23 11:15	08/08/23 02:23	1
Cobalt	<0.00022		0.0025	0.00022	mg/L		08/04/23 11:15	08/08/23 02:23	1
Copper	<0.0011		0.0020	0.0011	mg/L		08/04/23 11:15	08/08/23 02:23	1

Eurofins Savannah

# Client Sample Results

Client: Southern Company  
Project/Site: Plant McIntosh Landfill 4

Job ID: 680-238616-1

**Client Sample ID: MCI-GWC-9**

**Lab Sample ID: 680-238616-11**

Date Collected: 08/02/23 15:20

Matrix: Water

Date Received: 08/03/23 12:13

**Method: SW846 6020B - Metals (ICP/MS) - Total Recoverable (Continued)**

Analyte	Result	Qualifier	RL	MDL	Unit	D	Prepared	Analyzed	Dil Fac
Lead	<0.00021		0.0010	0.00021	mg/L		08/04/23 11:15	08/08/23 02:23	1
<b>Nickel</b>	<b>0.00077</b>	<b>J</b>	0.0010	0.00042	mg/L		08/04/23 11:15	08/08/23 02:23	1
Selenium	<0.00099		0.0050	0.00099	mg/L		08/04/23 11:15	08/08/23 02:23	1
Silver	<0.00039		0.0010	0.00039	mg/L		08/04/23 11:15	08/08/23 02:23	1
Thallium	<0.00026		0.0010	0.00026	mg/L		08/04/23 11:15	08/08/23 02:23	1
Vanadium	<0.00063		0.0020	0.00063	mg/L		08/04/23 11:15	08/08/23 02:23	1
<b>Zinc</b>	<b>0.0032</b>	<b>J B</b>	0.0050	0.0028	mg/L		08/04/23 11:15	08/08/23 02:23	1

**General Chemistry**

Analyte	Result	Qualifier	RL	MDL	Unit	D	Prepared	Analyzed	Dil Fac
<b>Total Dissolved Solids (SM 2540C-2011)</b>	<b>45</b>		10	10	mg/L			08/08/23 10:31	1

**Client Sample ID: MCI-GWC-10**

**Lab Sample ID: 680-238616-12**

Date Collected: 08/02/23 13:40

Matrix: Water

Date Received: 08/03/23 12:13

**Method: MCAWW 300.0-1993 R2.1 - Anions, Ion Chromatography**

Analyte	Result	Qualifier	RL	MDL	Unit	D	Prepared	Analyzed	Dil Fac
<b>Chloride</b>	<b>5.8</b>		1.0	0.20	mg/L			08/10/23 18:18	1
<b>Fluoride</b>	<b>0.13</b>		0.10	0.040	mg/L			08/12/23 14:54	1
<b>Sulfate</b>	<b>2.4</b>		1.0	0.40	mg/L			08/10/23 18:18	1

**Method: SW846 6020B - Metals (ICP/MS) - Total Recoverable**

Analyte	Result	Qualifier	RL	MDL	Unit	D	Prepared	Analyzed	Dil Fac
Antimony	<0.00034		0.0020	0.00034	mg/L		08/04/23 11:15	08/08/23 02:27	1
Arsenic	<0.00086		0.0010	0.00086	mg/L		08/04/23 11:15	08/08/23 02:27	1
<b>Barium</b>	<b>0.016</b>		0.010	0.00089	mg/L		08/04/23 11:15	08/08/23 02:27	1
Beryllium	<0.00020		0.0025	0.00020	mg/L		08/04/23 11:15	08/08/23 02:27	1
<b>Boron</b>	<b>0.034</b>	<b>J</b>	0.080	0.022	mg/L		08/04/23 11:15	08/08/23 02:27	1
Cadmium	<0.000078		0.0025	0.000078	mg/L		08/04/23 11:15	08/08/23 02:27	1
<b>Calcium</b>	<b>20</b>		0.50	0.14	mg/L		08/04/23 11:15	08/08/23 02:27	1
<b>Chromium</b>	<b>0.0051</b>		0.0020	0.0012	mg/L		08/04/23 11:15	08/08/23 02:27	1
Cobalt	<0.00022		0.0025	0.00022	mg/L		08/04/23 11:15	08/08/23 02:27	1
Copper	<0.0011		0.0020	0.0011	mg/L		08/04/23 11:15	08/08/23 02:27	1
Lead	<0.00021		0.0010	0.00021	mg/L		08/04/23 11:15	08/08/23 02:27	1
<b>Nickel</b>	<b>0.0011</b>		0.0010	0.00042	mg/L		08/04/23 11:15	08/08/23 02:27	1
Selenium	<0.00099		0.0050	0.00099	mg/L		08/04/23 11:15	08/08/23 02:27	1
Silver	<0.00039		0.0010	0.00039	mg/L		08/04/23 11:15	08/08/23 02:27	1
Thallium	<0.00026		0.0010	0.00026	mg/L		08/04/23 11:15	08/08/23 02:27	1
<b>Vanadium</b>	<b>0.00096</b>	<b>J</b>	0.0020	0.00063	mg/L		08/04/23 11:15	08/08/23 02:27	1
<b>Zinc</b>	<b>0.0046</b>	<b>J B</b>	0.0050	0.0028	mg/L		08/04/23 11:15	08/08/23 02:27	1

**General Chemistry**

Analyte	Result	Qualifier	RL	MDL	Unit	D	Prepared	Analyzed	Dil Fac
<b>Total Dissolved Solids (SM 2540C-2011)</b>	<b>130</b>		10	10	mg/L			08/08/23 10:31	1

# Client Sample Results

Client: Southern Company  
Project/Site: Plant McIntosh Landfill 4

Job ID: 680-238616-1

**Client Sample ID: MCI-GWC-12**

**Lab Sample ID: 680-238616-13**

Date Collected: 08/02/23 12:10

Matrix: Water

Date Received: 08/03/23 12:13

**Method: MCAWW 300.0-1993 R2.1 - Anions, Ion Chromatography**

Analyte	Result	Qualifier	RL	MDL	Unit	D	Prepared	Analyzed	Dil Fac
Chloride	3.6		1.0	0.20	mg/L			08/10/23 18:56	1
Fluoride	<0.040	*+	0.10	0.040	mg/L			08/10/23 18:56	1
Sulfate	0.56	J	1.0	0.40	mg/L			08/10/23 18:56	1

**Method: SW846 6020B - Metals (ICP/MS) - Total Recoverable**

Analyte	Result	Qualifier	RL	MDL	Unit	D	Prepared	Analyzed	Dil Fac
Antimony	<0.00034		0.0020	0.00034	mg/L		08/04/23 11:15	08/08/23 02:31	1
Arsenic	<0.00086		0.0010	0.00086	mg/L		08/04/23 11:15	08/08/23 02:31	1
Barium	0.014		0.010	0.00089	mg/L		08/04/23 11:15	08/08/23 02:31	1
Beryllium	<0.00020		0.0025	0.00020	mg/L		08/04/23 11:15	08/08/23 02:31	1
Boron	<0.022		0.080	0.022	mg/L		08/04/23 11:15	08/08/23 02:31	1
Cadmium	<0.000078		0.0025	0.000078	mg/L		08/04/23 11:15	08/08/23 02:31	1
Calcium	0.71		0.50	0.14	mg/L		08/04/23 11:15	08/08/23 02:31	1
Chromium	0.0023		0.0020	0.0012	mg/L		08/04/23 11:15	08/08/23 02:31	1
Cobalt	0.00055	J	0.0025	0.00022	mg/L		08/04/23 11:15	08/08/23 02:31	1
Copper	<0.0011		0.0020	0.0011	mg/L		08/04/23 11:15	08/08/23 02:31	1
Lead	<0.00021		0.0010	0.00021	mg/L		08/04/23 11:15	08/08/23 02:31	1
Nickel	0.00091	J	0.0010	0.00042	mg/L		08/04/23 11:15	08/08/23 02:31	1
Selenium	<0.00099		0.0050	0.00099	mg/L		08/04/23 11:15	08/08/23 02:31	1
Silver	<0.00039		0.0010	0.00039	mg/L		08/04/23 11:15	08/08/23 02:31	1
Thallium	<0.00026		0.0010	0.00026	mg/L		08/04/23 11:15	08/08/23 02:31	1
Vanadium	<0.00063		0.0020	0.00063	mg/L		08/04/23 11:15	08/08/23 02:31	1
Zinc	0.0036	J B	0.0050	0.0028	mg/L		08/04/23 11:15	08/08/23 02:31	1

**General Chemistry**

Analyte	Result	Qualifier	RL	MDL	Unit	D	Prepared	Analyzed	Dil Fac
Total Dissolved Solids (SM 2540C-2011)	28		10	10	mg/L			08/08/23 10:31	1

**Client Sample ID: MCI-LF4-FB-05**

**Lab Sample ID: 680-238616-14**

Date Collected: 08/02/23 15:15

Matrix: Water

Date Received: 08/03/23 12:13

**Method: MCAWW 300.0-1993 R2.1 - Anions, Ion Chromatography**

Analyte	Result	Qualifier	RL	MDL	Unit	D	Prepared	Analyzed	Dil Fac
Chloride	<0.20		1.0	0.20	mg/L			08/10/23 19:34	1
Fluoride	0.27		0.10	0.040	mg/L			08/12/23 15:07	1
Sulfate	<0.40		1.0	0.40	mg/L			08/10/23 19:34	1

**Method: SW846 6020B - Metals (ICP/MS) - Total Recoverable**

Analyte	Result	Qualifier	RL	MDL	Unit	D	Prepared	Analyzed	Dil Fac
Antimony	<0.00034		0.0020	0.00034	mg/L		08/04/23 11:15	08/08/23 02:35	1
Arsenic	<0.00086		0.0010	0.00086	mg/L		08/04/23 11:15	08/08/23 02:35	1
Barium	<0.00089		0.010	0.00089	mg/L		08/04/23 11:15	08/08/23 02:35	1
Beryllium	<0.00020		0.0025	0.00020	mg/L		08/04/23 11:15	08/08/23 02:35	1
Boron	<0.022		0.080	0.022	mg/L		08/04/23 11:15	08/08/23 02:35	1
Cadmium	<0.000078		0.0025	0.000078	mg/L		08/04/23 11:15	08/08/23 02:35	1
Calcium	<0.14		0.50	0.14	mg/L		08/04/23 11:15	08/08/23 02:35	1
Chromium	<0.0012		0.0020	0.0012	mg/L		08/04/23 11:15	08/08/23 02:35	1
Cobalt	<0.00022		0.0025	0.00022	mg/L		08/04/23 11:15	08/08/23 02:35	1
Copper	<0.0011		0.0020	0.0011	mg/L		08/04/23 11:15	08/08/23 02:35	1

Eurofins Savannah

# Client Sample Results

Client: Southern Company  
Project/Site: Plant McIntosh Landfill 4

Job ID: 680-238616-1

**Client Sample ID: MCI-LF4-FB-05**

**Lab Sample ID: 680-238616-14**

Date Collected: 08/02/23 15:15

Matrix: Water

Date Received: 08/03/23 12:13

**Method: SW846 6020B - Metals (ICP/MS) - Total Recoverable (Continued)**

Analyte	Result	Qualifier	RL	MDL	Unit	D	Prepared	Analyzed	Dil Fac
Lead	<0.00021		0.0010	0.00021	mg/L		08/04/23 11:15	08/08/23 02:35	1
Nickel	<0.00042		0.0010	0.00042	mg/L		08/04/23 11:15	08/08/23 02:35	1
Selenium	<0.00099		0.0050	0.00099	mg/L		08/04/23 11:15	08/08/23 02:35	1
Silver	<0.00039		0.0010	0.00039	mg/L		08/04/23 11:15	08/08/23 02:35	1
Thallium	<0.00026		0.0010	0.00026	mg/L		08/04/23 11:15	08/08/23 02:35	1
Vanadium	<0.00063		0.0020	0.00063	mg/L		08/04/23 11:15	08/08/23 02:35	1
<b>Zinc</b>	<b>0.0030</b>	<b>J B</b>	0.0050	0.0028	mg/L		08/04/23 11:15	08/08/23 02:35	1

**General Chemistry**

Analyte	Result	Qualifier	RL	MDL	Unit	D	Prepared	Analyzed	Dil Fac
Total Dissolved Solids (SM 2540C-2011)	<10		10	10	mg/L			08/08/23 10:31	1

**Client Sample ID: MCI-LF4-FD-03**

**Lab Sample ID: 680-238616-15**

Date Collected: 08/02/23 00:00

Matrix: Water

Date Received: 08/03/23 12:13

**Method: MCAWW 300.0-1993 R2.1 - Anions, Ion Chromatography**

Analyte	Result	Qualifier	RL	MDL	Unit	D	Prepared	Analyzed	Dil Fac
<b>Chloride</b>	<b>4.9</b>		1.0	0.20	mg/L			08/10/23 19:47	1
Fluoride	<0.040	*+	0.10	0.040	mg/L			08/10/23 19:47	1
<b>Sulfate</b>	<b>0.52</b>	<b>J</b>	1.0	0.40	mg/L			08/10/23 19:47	1

**Method: SW846 6020B - Metals (ICP/MS) - Total Recoverable**

Analyte	Result	Qualifier	RL	MDL	Unit	D	Prepared	Analyzed	Dil Fac
Antimony	<0.00034		0.0020	0.00034	mg/L		08/04/23 11:15	08/08/23 02:40	1
Arsenic	<0.00086		0.0010	0.00086	mg/L		08/04/23 11:15	08/08/23 02:40	1
<b>Barium</b>	<b>0.035</b>		0.010	0.00089	mg/L		08/04/23 11:15	08/08/23 02:40	1
Beryllium	<0.00020		0.0025	0.00020	mg/L		08/04/23 11:15	08/08/23 02:40	1
Boron	<0.022		0.080	0.022	mg/L		08/04/23 11:15	08/08/23 02:40	1
Cadmium	<0.000078		0.0025	0.000078	mg/L		08/04/23 11:15	08/08/23 02:40	1
<b>Calcium</b>	<b>0.96</b>		0.50	0.14	mg/L		08/04/23 11:15	08/08/23 02:40	1
<b>Chromium</b>	<b>0.0022</b>		0.0020	0.0012	mg/L		08/04/23 11:15	08/08/23 02:40	1
<b>Cobalt</b>	<b>0.0017</b>	<b>J</b>	0.0025	0.00022	mg/L		08/04/23 11:15	08/08/23 02:40	1
Copper	<0.0011		0.0020	0.0011	mg/L		08/04/23 11:15	08/08/23 02:40	1
Lead	<0.00021		0.0010	0.00021	mg/L		08/04/23 11:15	08/08/23 02:40	1
<b>Nickel</b>	<b>0.0012</b>		0.0010	0.00042	mg/L		08/04/23 11:15	08/08/23 02:40	1
Selenium	<0.00099		0.0050	0.00099	mg/L		08/04/23 11:15	08/08/23 02:40	1
Silver	<0.00039		0.0010	0.00039	mg/L		08/04/23 11:15	08/08/23 02:40	1
Thallium	<0.00026		0.0010	0.00026	mg/L		08/04/23 11:15	08/08/23 02:40	1
Vanadium	<0.00063		0.0020	0.00063	mg/L		08/04/23 11:15	08/08/23 02:40	1
<b>Zinc</b>	<b>0.0040</b>	<b>J B</b>	0.0050	0.0028	mg/L		08/04/23 11:15	08/08/23 02:40	1

**General Chemistry**

Analyte	Result	Qualifier	RL	MDL	Unit	D	Prepared	Analyzed	Dil Fac
Total Dissolved Solids (SM 2540C-2011)	<b>40</b>		10	10	mg/L			08/04/23 11:57	1

# Client Sample Results

Client: Southern Company  
Project/Site: Plant McIntosh Landfill 4

Job ID: 680-238616-1

**Client Sample ID: MCI-GWC-23**

**Lab Sample ID: 680-238616-16**

Date Collected: 08/03/23 10:40

Matrix: Water

Date Received: 08/03/23 12:13

**Method: MCAWW 300.0-1993 R2.1 - Anions, Ion Chromatography**

Analyte	Result	Qualifier	RL	MDL	Unit	D	Prepared	Analyzed	Dil Fac
Chloride	5.0		1.0	0.20	mg/L			08/10/23 20:00	1
Fluoride	0.063	J	0.10	0.040	mg/L			08/12/23 15:45	1
Sulfate	2.9		1.0	0.40	mg/L			08/10/23 20:00	1

**Method: SW846 6020B - Metals (ICP/MS) - Total Recoverable**

Analyte	Result	Qualifier	RL	MDL	Unit	D	Prepared	Analyzed	Dil Fac
Antimony	<0.00034		0.0020	0.00034	mg/L		08/04/23 11:15	08/08/23 02:44	1
Arsenic	<0.00086		0.0010	0.00086	mg/L		08/04/23 11:15	08/08/23 02:44	1
Barium	0.012		0.010	0.00089	mg/L		08/04/23 11:15	08/08/23 02:44	1
Beryllium	<0.00020		0.0025	0.00020	mg/L		08/04/23 11:15	08/08/23 02:44	1
Boron	<0.022		0.080	0.022	mg/L		08/04/23 11:15	08/08/23 02:44	1
Cadmium	0.00010	J	0.0025	0.000078	mg/L		08/04/23 11:15	08/08/23 02:44	1
Calcium	2.7		0.50	0.14	mg/L		08/04/23 11:15	08/08/23 02:44	1
Chromium	0.0026		0.0020	0.0012	mg/L		08/04/23 11:15	08/08/23 02:44	1
Cobalt	0.00045	J	0.0025	0.00022	mg/L		08/04/23 11:15	08/08/23 02:44	1
Copper	<0.0011		0.0020	0.0011	mg/L		08/04/23 11:15	08/08/23 02:44	1
Lead	<0.00021		0.0010	0.00021	mg/L		08/04/23 11:15	08/08/23 02:44	1
Nickel	0.0013		0.0010	0.00042	mg/L		08/04/23 11:15	08/08/23 02:44	1
Selenium	<0.00099		0.0050	0.00099	mg/L		08/04/23 11:15	08/08/23 02:44	1
Silver	<0.00039		0.0010	0.00039	mg/L		08/04/23 11:15	08/08/23 02:44	1
Thallium	<0.00026		0.0010	0.00026	mg/L		08/04/23 11:15	08/08/23 02:44	1
Vanadium	0.00070	J	0.0020	0.00063	mg/L		08/04/23 11:15	08/08/23 02:44	1
Zinc	0.0049	J B	0.0050	0.0028	mg/L		08/04/23 11:15	08/08/23 02:44	1

**General Chemistry**

Analyte	Result	Qualifier	RL	MDL	Unit	D	Prepared	Analyzed	Dil Fac
Total Dissolved Solids (SM 2540C-2011)	36		10	10	mg/L			08/04/23 11:57	1

**Client Sample ID: MCI-LF4-FB-06**

**Lab Sample ID: 680-238616-17**

Date Collected: 08/03/23 10:35

Matrix: Water

Date Received: 08/03/23 12:13

**Method: MCAWW 300.0-1993 R2.1 - Anions, Ion Chromatography**

Analyte	Result	Qualifier	RL	MDL	Unit	D	Prepared	Analyzed	Dil Fac
Chloride	<0.20		1.0	0.20	mg/L			08/10/23 20:12	1
Fluoride	0.28		0.10	0.040	mg/L			08/12/23 16:23	1
Sulfate	<0.40		1.0	0.40	mg/L			08/10/23 20:12	1

**Method: SW846 6020B - Metals (ICP/MS) - Total Recoverable**

Analyte	Result	Qualifier	RL	MDL	Unit	D	Prepared	Analyzed	Dil Fac
Antimony	<0.00034		0.0020	0.00034	mg/L		08/04/23 11:15	08/08/23 02:56	1
Arsenic	<0.00086		0.0010	0.00086	mg/L		08/04/23 11:15	08/08/23 02:56	1
Barium	<0.00089		0.010	0.00089	mg/L		08/04/23 11:15	08/08/23 02:56	1
Beryllium	<0.00020		0.0025	0.00020	mg/L		08/04/23 11:15	08/08/23 02:56	1
Boron	<0.022		0.080	0.022	mg/L		08/04/23 11:15	08/08/23 02:56	1
Cadmium	<0.000078		0.0025	0.000078	mg/L		08/04/23 11:15	08/08/23 02:56	1
Calcium	<0.14		0.50	0.14	mg/L		08/04/23 11:15	08/08/23 02:56	1
Chromium	<0.0012		0.0020	0.0012	mg/L		08/04/23 11:15	08/08/23 02:56	1
Cobalt	<0.00022		0.0025	0.00022	mg/L		08/04/23 11:15	08/08/23 02:56	1
Copper	<0.0011		0.0020	0.0011	mg/L		08/04/23 11:15	08/08/23 02:56	1

Eurofins Savannah

# Client Sample Results

Client: Southern Company  
 Project/Site: Plant McIntosh Landfill 4

Job ID: 680-238616-1

**Client Sample ID: MCI-LF4-FB-06**

**Lab Sample ID: 680-238616-17**

Date Collected: 08/03/23 10:35

Matrix: Water

Date Received: 08/03/23 12:13

**Method: SW846 6020B - Metals (ICP/MS) - Total Recoverable (Continued)**

Analyte	Result	Qualifier	RL	MDL	Unit	D	Prepared	Analyzed	Dil Fac
Lead	<0.00021		0.0010	0.00021	mg/L		08/04/23 11:15	08/08/23 02:56	1
Nickel	<0.00042		0.0010	0.00042	mg/L		08/04/23 11:15	08/08/23 02:56	1
Selenium	<0.00099		0.0050	0.00099	mg/L		08/04/23 11:15	08/08/23 02:56	1
Silver	<0.00039		0.0010	0.00039	mg/L		08/04/23 11:15	08/08/23 02:56	1
Thallium	<0.00026		0.0010	0.00026	mg/L		08/04/23 11:15	08/08/23 02:56	1
Vanadium	<0.00063		0.0020	0.00063	mg/L		08/04/23 11:15	08/08/23 02:56	1
<b>Zinc</b>	<b>0.0051</b>	<b>B</b>	0.0050	0.0028	mg/L		08/04/23 11:15	08/08/23 02:56	1

**General Chemistry**

Analyte	Result	Qualifier	RL	MDL	Unit	D	Prepared	Analyzed	Dil Fac
Total Dissolved Solids (SM 2540C-2011)	<10		10	10	mg/L			08/04/23 11:57	1





# QC Sample Results

Client: Southern Company  
Project/Site: Plant McIntosh Landfill 4

Job ID: 680-238616-1

## Method: 300.0-1993 R2.1 - Anions, Ion Chromatography

**Lab Sample ID: MB 680-792665/2**  
**Matrix: Water**  
**Analysis Batch: 792665**

**Client Sample ID: Method Blank**  
**Prep Type: Total/NA**

Analyte	MB MB		RL	MDL	Unit	D	Prepared	Analyzed	Dil Fac
	Result	Qualifier							
Chloride	<0.20		1.0	0.20	mg/L			08/10/23 08:37	1
Fluoride	<0.040		0.10	0.040	mg/L			08/10/23 08:37	1
Sulfate	<0.40		1.0	0.40	mg/L			08/10/23 08:37	1

**Lab Sample ID: LCS 680-792665/4**  
**Matrix: Water**  
**Analysis Batch: 792665**

**Client Sample ID: Lab Control Sample**  
**Prep Type: Total/NA**

Analyte	Spike Added	LCS Result	LCS Qualifier	Unit	D	%Rec	%Rec Limits
Fluoride	2.00	2.15		mg/L		108	90 - 110
Sulfate	10.0	10.4		mg/L		104	90 - 110

**Lab Sample ID: LCSD 680-792665/5**  
**Matrix: Water**  
**Analysis Batch: 792665**

**Client Sample ID: Lab Control Sample Dup**  
**Prep Type: Total/NA**

Analyte	Spike Added	LCSD Result	LCSD Qualifier	Unit	D	%Rec	%Rec Limits	RPD	Limit
Fluoride	2.00	2.14		mg/L		107	90 - 110	1	15
Sulfate	10.0	10.3		mg/L		103	90 - 110	1	15

**Lab Sample ID: 680-238571-H-2 MS**  
**Matrix: Water**  
**Analysis Batch: 792665**

**Client Sample ID: Matrix Spike**  
**Prep Type: Total/NA**

Analyte	Sample Result	Sample Qualifier	Spike Added	MS Result	MS Qualifier	Unit	D	%Rec	%Rec Limits
Fluoride	<0.040		2.00	2.14		mg/L		107	80 - 120
Sulfate	100		10.0	114	4	mg/L		88	80 - 120

**Lab Sample ID: 680-238571-H-2 MSD**  
**Matrix: Water**  
**Analysis Batch: 792665**

**Client Sample ID: Matrix Spike Duplicate**  
**Prep Type: Total/NA**

Analyte	Sample Result	Sample Qualifier	Spike Added	MSD Result	MSD Qualifier	Unit	D	%Rec	%Rec Limits	RPD	Limit
Fluoride	<0.040		2.00	2.12		mg/L		106	80 - 120	1	15
Sulfate	100		10.0	113	4	mg/L		86	80 - 120	0	15

**Lab Sample ID: MB 680-792666/33**  
**Matrix: Water**  
**Analysis Batch: 792666**

**Client Sample ID: Method Blank**  
**Prep Type: Total/NA**

Analyte	MB MB		RL	MDL	Unit	D	Prepared	Analyzed	Dil Fac
	Result	Qualifier							
Chloride	<0.20		1.0	0.20	mg/L			08/10/23 15:21	1
Fluoride	<0.040		0.10	0.040	mg/L			08/10/23 15:21	1
Sulfate	<0.40		1.0	0.40	mg/L			08/10/23 15:21	1

# QC Sample Results

Client: Southern Company  
Project/Site: Plant McIntosh Landfill 4

Job ID: 680-238616-1

## Method: 300.0-1993 R2.1 - Anions, Ion Chromatography (Continued)

**Lab Sample ID: LCS 680-792666/34**  
**Matrix: Water**  
**Analysis Batch: 792666**

**Client Sample ID: Lab Control Sample**  
**Prep Type: Total/NA**

Analyte	Spike Added	LCS Result	LCS Qualifier	Unit	D	%Rec	%Rec Limits	
Chloride	10.0	10.1		mg/L		101	90 - 110	
Fluoride	2.00	2.20		mg/L		110	90 - 110	
Sulfate	10.0	10.5		mg/L		105	90 - 110	

**Lab Sample ID: LCSD 680-792666/35**  
**Matrix: Water**  
**Analysis Batch: 792666**

**Client Sample ID: Lab Control Sample Dup**  
**Prep Type: Total/NA**

Analyte	Spike Added	LCSD Result	LCSD Qualifier	Unit	D	%Rec	%Rec Limits		RPD Limit	
									RPD	Limit
Chloride	10.0	10.2		mg/L		102	90 - 110	1	15	
Fluoride	2.00	2.23	*+	mg/L		112	90 - 110	1	15	
Sulfate	10.0	10.7		mg/L		107	90 - 110	2	15	

**Lab Sample ID: 680-238616-3 MS**  
**Matrix: Water**  
**Analysis Batch: 792666**

**Client Sample ID: MCI-GWC-18**  
**Prep Type: Total/NA**

Analyte	Sample Result	Sample Qualifier	Spike Added	MS Result	MS Qualifier	Unit	D	%Rec	%Rec Limits	
Chloride	4.7		10.0	14.9		mg/L		102	80 - 120	
Fluoride	0.55	*+	2.00	2.71		mg/L		108	80 - 120	
Sulfate	2.4		10.0	12.1		mg/L		98	80 - 120	

**Lab Sample ID: 680-238616-3 MSD**  
**Matrix: Water**  
**Analysis Batch: 792666**

**Client Sample ID: MCI-GWC-18**  
**Prep Type: Total/NA**

Analyte	Sample Result	Sample Qualifier	Spike Added	MSD Result	MSD Qualifier	Unit	D	%Rec	%Rec Limits		RPD Limit	
											RPD	Limit
Chloride	4.7		10.0	15.0		mg/L		103	80 - 120	1	15	
Fluoride	0.55	*+	2.00	2.74		mg/L		110	80 - 120	1	15	
Sulfate	2.4		10.0	12.3		mg/L		99	80 - 120	1	15	

**Lab Sample ID: 680-238616-13 MS**  
**Matrix: Water**  
**Analysis Batch: 792666**

**Client Sample ID: MCI-GWC-12**  
**Prep Type: Total/NA**

Analyte	Sample Result	Sample Qualifier	Spike Added	MS Result	MS Qualifier	Unit	D	%Rec	%Rec Limits	
Chloride	3.6		10.0	13.6		mg/L		100	80 - 120	
Fluoride	<0.040	*+	2.00	2.12		mg/L		106	80 - 120	
Sulfate	0.56	J	10.0	10.1		mg/L		95	80 - 120	

**Lab Sample ID: 680-238616-13 MSD**  
**Matrix: Water**  
**Analysis Batch: 792666**

**Client Sample ID: MCI-GWC-12**  
**Prep Type: Total/NA**

Analyte	Sample Result	Sample Qualifier	Spike Added	MSD Result	MSD Qualifier	Unit	D	%Rec	%Rec Limits		RPD Limit	
											RPD	Limit
Chloride	3.6		10.0	13.3		mg/L		97	80 - 120	2	15	
Fluoride	<0.040	*+	2.00	2.05		mg/L		102	80 - 120	3	15	
Sulfate	0.56	J	10.0	9.72		mg/L		92	80 - 120	3	15	

# QC Sample Results

Client: Southern Company  
Project/Site: Plant McIntosh Landfill 4

Job ID: 680-238616-1

## Method: 300.0-1993 R2.1 - Anions, Ion Chromatography (Continued)

**Lab Sample ID: MB 680-793133/2**  
**Matrix: Water**  
**Analysis Batch: 793133**

**Client Sample ID: Method Blank**  
**Prep Type: Total/NA**

Analyte	MB	MB	RL	MDL	Unit	D	Prepared	Analyzed	Dil Fac
	Result	Qualifier							
Chloride	<0.20		1.0	0.20	mg/L			08/12/23 11:50	1
Fluoride	<0.040		0.10	0.040	mg/L			08/12/23 11:50	1
Sulfate	<0.40		1.0	0.40	mg/L			08/12/23 11:50	1

**Lab Sample ID: LCS 680-793133/4**  
**Matrix: Water**  
**Analysis Batch: 793133**

**Client Sample ID: Lab Control Sample**  
**Prep Type: Total/NA**

Analyte	Spike Added	LCS	LCS	Unit	D	%Rec	%Rec Limits
		Result	Qualifier				
Chloride	10.0	9.87		mg/L		99	90 - 110
Fluoride	2.00	2.05		mg/L		102	90 - 110
Sulfate	10.0	9.87		mg/L		99	90 - 110

**Lab Sample ID: LCSD 680-793133/5**  
**Matrix: Water**  
**Analysis Batch: 793133**

**Client Sample ID: Lab Control Sample Dup**  
**Prep Type: Total/NA**

Analyte	Spike Added	LCSD	LCSD	Unit	D	%Rec	%Rec Limits	RPD	RPD Limit
		Result	Qualifier						
Chloride	10.0	9.91		mg/L		99	90 - 110	0	15
Fluoride	2.00	2.05		mg/L		103	90 - 110	0	15
Sulfate	10.0	9.93		mg/L		99	90 - 110	1	15

**Lab Sample ID: 680-238616-3 MS**  
**Matrix: Water**  
**Analysis Batch: 793133**

**Client Sample ID: MCI-GWC-18**  
**Prep Type: Total/NA**

Analyte	Sample	Sample	Spike Added	MS	MS	Unit	D	%Rec	%Rec Limits
	Result	Qualifier		Result	Qualifier				
Chloride	4.5		10.0	14.4		mg/L		99	80 - 120
Fluoride	0.54		2.00	2.62		mg/L		104	80 - 120
Sulfate	2.3		10.0	11.9		mg/L		96	80 - 120

**Lab Sample ID: 680-238616-3 MSD**  
**Matrix: Water**  
**Analysis Batch: 793133**

**Client Sample ID: MCI-GWC-18**  
**Prep Type: Total/NA**

Analyte	Sample	Sample	Spike Added	MSD	MSD	Unit	D	%Rec	%Rec Limits	RPD	RPD Limit
	Result	Qualifier		Result	Qualifier						
Chloride	4.5		10.0	14.4		mg/L		99	80 - 120	0	15
Fluoride	0.54		2.00	2.63		mg/L		105	80 - 120	1	15
Sulfate	2.3		10.0	11.9		mg/L		96	80 - 120	0	15

**Lab Sample ID: 680-238616-16 MS**  
**Matrix: Water**  
**Analysis Batch: 793133**

**Client Sample ID: MCI-GWC-23**  
**Prep Type: Total/NA**

Analyte	Sample	Sample	Spike Added	MS	MS	Unit	D	%Rec	%Rec Limits
	Result	Qualifier		Result	Qualifier				
Chloride	5.1		10.0	15.2		mg/L		101	80 - 120
Fluoride	0.063	J	2.00	2.09		mg/L		102	80 - 120
Sulfate	2.9		10.0	12.8		mg/L		99	80 - 120

# QC Sample Results

Client: Southern Company  
Project/Site: Plant McIntosh Landfill 4

Job ID: 680-238616-1

## Method: 300.0-1993 R2.1 - Anions, Ion Chromatography (Continued)

**Lab Sample ID: 680-238616-16 MSD**  
**Matrix: Water**  
**Analysis Batch: 793133**

**Client Sample ID: MCI-GWC-23**  
**Prep Type: Total/NA**

Analyte	Sample Result	Sample Qualifier	Spike Added	MSD Result	MSD Qualifier	Unit	D	%Rec	%Rec Limits	RPD	RPD Limit
Chloride	5.1		10.0	15.1		mg/L		100	80 - 120	1	15
Fluoride	0.063	J	2.00	2.07		mg/L		100	80 - 120	1	15
Sulfate	2.9		10.0	12.7		mg/L		98	80 - 120	1	15

## Method: 6020B - Metals (ICP/MS)

**Lab Sample ID: MB 680-791794/1-A**  
**Matrix: Water**  
**Analysis Batch: 792230**

**Client Sample ID: Method Blank**  
**Prep Type: Total Recoverable**  
**Prep Batch: 791794**

Analyte	MB Result	MB Qualifier	RL	MDL	Unit	D	Prepared	Analyzed	Dil Fac
Antimony	<0.00034		0.0020	0.00034	mg/L		08/04/23 11:15	08/08/23 01:18	1
Arsenic	<0.00086		0.0010	0.00086	mg/L		08/04/23 11:15	08/08/23 01:18	1
Barium	<0.00089		0.010	0.00089	mg/L		08/04/23 11:15	08/08/23 01:18	1
Beryllium	<0.00020		0.0025	0.00020	mg/L		08/04/23 11:15	08/08/23 01:18	1
Boron	<0.022		0.080	0.022	mg/L		08/04/23 11:15	08/08/23 01:18	1
Cadmium	<0.000078		0.0025	0.000078	mg/L		08/04/23 11:15	08/08/23 01:18	1
Calcium	<0.14		0.50	0.14	mg/L		08/04/23 11:15	08/08/23 01:18	1
Chromium	<0.0012		0.0020	0.0012	mg/L		08/04/23 11:15	08/08/23 01:18	1
Cobalt	<0.00022		0.0025	0.00022	mg/L		08/04/23 11:15	08/08/23 01:18	1
Copper	<0.0011		0.0020	0.0011	mg/L		08/04/23 11:15	08/08/23 01:18	1
Lead	<0.00021		0.0010	0.00021	mg/L		08/04/23 11:15	08/08/23 01:18	1
Nickel	<0.00042		0.0010	0.00042	mg/L		08/04/23 11:15	08/08/23 01:18	1
Selenium	<0.00099		0.0050	0.00099	mg/L		08/04/23 11:15	08/08/23 01:18	1
Silver	<0.00039		0.0010	0.00039	mg/L		08/04/23 11:15	08/08/23 01:18	1
Thallium	<0.00026		0.0010	0.00026	mg/L		08/04/23 11:15	08/08/23 01:18	1
Vanadium	<0.00063		0.0020	0.00063	mg/L		08/04/23 11:15	08/08/23 01:18	1
Zinc	0.00391	J	0.0050	0.0028	mg/L		08/04/23 11:15	08/08/23 01:18	1

**Lab Sample ID: LCS 680-791794/2-A**  
**Matrix: Water**  
**Analysis Batch: 792230**

**Client Sample ID: Lab Control Sample**  
**Prep Type: Total Recoverable**  
**Prep Batch: 791794**

Analyte	Spike Added	LCS Result	LCS Qualifier	Unit	D	%Rec	%Rec Limits
Antimony	0.0500	0.0476		mg/L		95	80 - 120
Arsenic	0.100	0.0983		mg/L		98	80 - 120
Barium	0.100	0.0945		mg/L		94	80 - 120
Beryllium	0.0500	0.0477		mg/L		95	80 - 120
Boron	0.200	0.188		mg/L		94	80 - 120
Cadmium	0.0500	0.0470		mg/L		94	80 - 120
Calcium	5.00	4.90		mg/L		98	80 - 120
Chromium	0.100	0.0983		mg/L		98	80 - 120
Cobalt	0.0500	0.0507		mg/L		101	80 - 120
Copper	0.100	0.100		mg/L		100	80 - 120
Lead	0.500	0.472		mg/L		94	80 - 120
Nickel	0.100	0.0983		mg/L		98	80 - 120
Selenium	0.100	0.0959		mg/L		96	80 - 120
Silver	0.0500	0.0465		mg/L		93	80 - 120
Thallium	0.0500	0.0458		mg/L		92	80 - 120

Eurofins Savannah

# QC Sample Results

Client: Southern Company  
Project/Site: Plant McIntosh Landfill 4

Job ID: 680-238616-1

## Method: 6020B - Metals (ICP/MS) (Continued)

**Lab Sample ID: LCS 680-791794/2-A**  
**Matrix: Water**  
**Analysis Batch: 792230**

**Client Sample ID: Lab Control Sample**  
**Prep Type: Total Recoverable**  
**Prep Batch: 791794**

Analyte	Spike Added	LCS Result	LCS Qualifier	Unit	D	%Rec	%Rec Limits
Vanadium	0.100	0.0977		mg/L		98	80 - 120
Zinc	0.100	0.102		mg/L		102	80 - 120

**Lab Sample ID: 680-238616-1 MS**  
**Matrix: Water**  
**Analysis Batch: 792230**

**Client Sample ID: MCI-GWC-11**  
**Prep Type: Total Recoverable**  
**Prep Batch: 791794**

Analyte	Sample Result	Sample Qualifier	Spike Added	MS Result	MS Qualifier	Unit	D	%Rec	%Rec Limits
Antimony	<0.00034		0.0500	0.0452		mg/L		90	75 - 125
Arsenic	0.0014		0.100	0.0954		mg/L		94	75 - 125
Barium	0.010		0.100	0.102		mg/L		92	75 - 125
Beryllium	<0.00020		0.0500	0.0452		mg/L		90	75 - 125
Boron	<0.022		0.200	0.195		mg/L		98	75 - 125
Cadmium	<0.000078		0.0500	0.0452		mg/L		90	75 - 125
Calcium	9.3		5.00	13.2		mg/L		78	75 - 125
Chromium	0.0047		0.100	0.101		mg/L		97	75 - 125
Cobalt	<0.00022		0.0500	0.0486		mg/L		97	75 - 125
Copper	<0.0011		0.100	0.0972		mg/L		97	75 - 125
Lead	<0.00021		0.500	0.460		mg/L		92	75 - 125
Nickel	<0.00042		0.100	0.0940		mg/L		94	75 - 125
Selenium	<0.00099		0.100	0.0916		mg/L		92	75 - 125
Silver	<0.00039		0.0500	0.0451		mg/L		90	75 - 125
Thallium	<0.00026		0.0500	0.0448		mg/L		90	75 - 125
Vanadium	0.0015	J	0.100	0.0936		mg/L		92	75 - 125
Zinc	0.0061	B	0.100	0.103		mg/L		97	75 - 125

**Lab Sample ID: 680-238616-1 MSD**  
**Matrix: Water**  
**Analysis Batch: 792230**

**Client Sample ID: MCI-GWC-11**  
**Prep Type: Total Recoverable**  
**Prep Batch: 791794**

Analyte	Sample Result	Sample Qualifier	Spike Added	MSD Result	MSD Qualifier	Unit	D	%Rec	%Rec Limits	RPD	RPD Limit
Antimony	<0.00034		0.0500	0.0473		mg/L		95	75 - 125	4	20
Arsenic	0.0014		0.100	0.0950		mg/L		94	75 - 125	0	20
Barium	0.010		0.100	0.101		mg/L		91	75 - 125	1	20
Beryllium	<0.00020		0.0500	0.0462		mg/L		92	75 - 125	2	20
Boron	<0.022		0.200	0.201		mg/L		101	75 - 125	3	20
Cadmium	<0.000078		0.0500	0.0469		mg/L		94	75 - 125	4	20
Calcium	9.3		5.00	13.3		mg/L		81	75 - 125	1	20
Chromium	0.0047		0.100	0.102		mg/L		97	75 - 125	1	20
Cobalt	<0.00022		0.0500	0.0488		mg/L		98	75 - 125	0	20
Copper	<0.0011		0.100	0.0985		mg/L		98	75 - 125	1	20
Lead	<0.00021		0.500	0.463		mg/L		93	75 - 125	1	20
Nickel	<0.00042		0.100	0.0945		mg/L		95	75 - 125	1	20
Selenium	<0.00099		0.100	0.0953		mg/L		95	75 - 125	4	20
Silver	<0.00039		0.0500	0.0468		mg/L		94	75 - 125	4	20
Thallium	<0.00026		0.0500	0.0450		mg/L		90	75 - 125	1	20
Vanadium	0.0015	J	0.100	0.0944		mg/L		93	75 - 125	1	20
Zinc	0.0061	B	0.100	0.0992		mg/L		93	75 - 125	4	20

# QC Sample Results

Client: Southern Company  
Project/Site: Plant McIntosh Landfill 4

Job ID: 680-238616-1

## Method: 2540C-2011 - Total Dissolved Solids (Dried at 180 °C)

**Lab Sample ID: MB 680-791826/1**  
**Matrix: Water**  
**Analysis Batch: 791826**

**Client Sample ID: Method Blank**  
**Prep Type: Total/NA**

Analyte	MB Result	MB Qualifier	RL	MDL	Unit	D	Prepared	Analyzed	Dil Fac
Total Dissolved Solids	<10		10	10	mg/L			08/04/23 11:57	1

**Lab Sample ID: LCS 680-791826/2**  
**Matrix: Water**  
**Analysis Batch: 791826**

**Client Sample ID: Lab Control Sample**  
**Prep Type: Total/NA**

Analyte	Spike Added	LCS Result	LCS Qualifier	Unit	D	%Rec	%Rec Limits
Total Dissolved Solids	2380	2380		mg/L		100	80 - 120

**Lab Sample ID: LCSD 680-791826/3**  
**Matrix: Water**  
**Analysis Batch: 791826**

**Client Sample ID: Lab Control Sample Dup**  
**Prep Type: Total/NA**

Analyte	Spike Added	LCSD Result	LCSD Qualifier	Unit	D	%Rec	%Rec Limits	RPD	RPD Limit
Total Dissolved Solids	2380	2420		mg/L		102	80 - 120	1	25

**Lab Sample ID: 680-238497-C-5 DU**  
**Matrix: Water**  
**Analysis Batch: 791826**

**Client Sample ID: Duplicate**  
**Prep Type: Total/NA**

Analyte	Sample Result	Sample Qualifier	DU Result	DU Qualifier	Unit	D	RPD	RPD Limit
Total Dissolved Solids	360		290	F3	mg/L		21	5

**Lab Sample ID: 680-238561-C-1 DU**  
**Matrix: Water**  
**Analysis Batch: 791826**

**Client Sample ID: Duplicate**  
**Prep Type: Total/NA**

Analyte	Sample Result	Sample Qualifier	DU Result	DU Qualifier	Unit	D	RPD	RPD Limit
Total Dissolved Solids	280		262		mg/L		5	5

**Lab Sample ID: MB 680-792282/1**  
**Matrix: Water**  
**Analysis Batch: 792282**

**Client Sample ID: Method Blank**  
**Prep Type: Total/NA**

Analyte	MB Result	MB Qualifier	RL	MDL	Unit	D	Prepared	Analyzed	Dil Fac
Total Dissolved Solids	<10		10	10	mg/L			08/08/23 10:31	1

**Lab Sample ID: LCS 680-792282/2**  
**Matrix: Water**  
**Analysis Batch: 792282**

**Client Sample ID: Lab Control Sample**  
**Prep Type: Total/NA**

Analyte	Spike Added	LCS Result	LCS Qualifier	Unit	D	%Rec	%Rec Limits
Total Dissolved Solids	2380	2400		mg/L		101	80 - 120

**Lab Sample ID: LCSD 680-792282/3**  
**Matrix: Water**  
**Analysis Batch: 792282**

**Client Sample ID: Lab Control Sample Dup**  
**Prep Type: Total/NA**

Analyte	Spike Added	LCSD Result	LCSD Qualifier	Unit	D	%Rec	%Rec Limits	RPD	RPD Limit
Total Dissolved Solids	2380	2400		mg/L		101	80 - 120	0	25

Eurofins Savannah

# QC Sample Results

Client: Southern Company  
Project/Site: Plant McIntosh Landfill 4

Job ID: 680-238616-1

## Method: 2540C-2011 - Total Dissolved Solids (Dried at 180 °C)

**Lab Sample ID: 680-238568-C-10 DU**  
**Matrix: Water**  
**Analysis Batch: 792282**

**Client Sample ID: Duplicate**  
**Prep Type: Total/NA**

Analyte	Sample	Sample	DU	DU	Unit	D	RPD	RPD	Limit
	Result	Qualifier	Result	Qualifier					
Total Dissolved Solids	280		282		mg/L		0		5

**Lab Sample ID: 680-238571-C-2 DU**  
**Matrix: Water**  
**Analysis Batch: 792282**

**Client Sample ID: Duplicate**  
**Prep Type: Total/NA**

Analyte	Sample	Sample	DU	DU	Unit	D	RPD	RPD	Limit
	Result	Qualifier	Result	Qualifier					
Total Dissolved Solids	220		221		mg/L		1		5

**Lab Sample ID: MB 680-792496/1**  
**Matrix: Water**  
**Analysis Batch: 792496**

**Client Sample ID: Method Blank**  
**Prep Type: Total/NA**

Analyte	MB	MB	RL	MDL	Unit	D	Prepared	Analyzed	Dil Fac
	Result	Qualifier							
Total Dissolved Solids	<10		10	10	mg/L			08/09/23 10:51	1

**Lab Sample ID: LCS 680-792496/2**  
**Matrix: Water**  
**Analysis Batch: 792496**

**Client Sample ID: Lab Control Sample**  
**Prep Type: Total/NA**

Analyte	Spike Added	LCS	LCS	Unit	D	%Rec	%Rec	Limits
		Result	Qualifier					
Total Dissolved Solids	2380	2370		mg/L		100		80 - 120

**Lab Sample ID: LCSD 680-792496/3**  
**Matrix: Water**  
**Analysis Batch: 792496**

**Client Sample ID: Lab Control Sample Dup**  
**Prep Type: Total/NA**

Analyte	Spike Added	LCSD	LCSD	Unit	D	%Rec	%Rec	Limits	RPD	RPD
		Result	Qualifier						RPD	Limit
Total Dissolved Solids	2380	2330		mg/L		98		80 - 120	2	25

**Lab Sample ID: 680-238707-F-1 DU**  
**Matrix: Water**  
**Analysis Batch: 792496**

**Client Sample ID: Duplicate**  
**Prep Type: Total/NA**

Analyte	Sample	Sample	DU	DU	Unit	D	RPD	RPD	Limit
	Result	Qualifier	Result	Qualifier					
Total Dissolved Solids	830		822		mg/L		0.7		5



# QC Association Summary

Client: Southern Company  
 Project/Site: Plant McIntosh Landfill 4

Job ID: 680-238616-1

## HPLC/IC

### Analysis Batch: 792665

Lab Sample ID	Client Sample ID	Prep Type	Matrix	Method	Prep Batch
680-238616-1	MCI-GWC-11	Total/NA	Water	300.0-1993 R2.1	
680-238616-2	MCI-GWC-17	Total/NA	Water	300.0-1993 R2.1	
MB 680-792665/2	Method Blank	Total/NA	Water	300.0-1993 R2.1	
LCS 680-792665/4	Lab Control Sample	Total/NA	Water	300.0-1993 R2.1	
LCSD 680-792665/5	Lab Control Sample Dup	Total/NA	Water	300.0-1993 R2.1	
680-238571-H-2 MS	Matrix Spike	Total/NA	Water	300.0-1993 R2.1	
680-238571-H-2 MSD	Matrix Spike Duplicate	Total/NA	Water	300.0-1993 R2.1	

### Analysis Batch: 792666

Lab Sample ID	Client Sample ID	Prep Type	Matrix	Method	Prep Batch
680-238616-3	MCI-GWC-18	Total/NA	Water	300.0-1993 R2.1	
680-238616-4	MCI-GWC-19	Total/NA	Water	300.0-1993 R2.1	
680-238616-5	MCI-GWC-20	Total/NA	Water	300.0-1993 R2.1	
680-238616-6	MCI-LF4-EB-07	Total/NA	Water	300.0-1993 R2.1	
680-238616-7	MCI-LF4-FD-04	Total/NA	Water	300.0-1993 R2.1	
680-238616-8	MCI-LF4-EB-08	Total/NA	Water	300.0-1993 R2.1	
680-238616-9	MCI-GWC-21	Total/NA	Water	300.0-1993 R2.1	
680-238616-10	MCI-LF4-GWC-1	Total/NA	Water	300.0-1993 R2.1	
680-238616-11	MCI-GWC-9	Total/NA	Water	300.0-1993 R2.1	
680-238616-12	MCI-GWC-10	Total/NA	Water	300.0-1993 R2.1	
680-238616-13	MCI-GWC-12	Total/NA	Water	300.0-1993 R2.1	
680-238616-14	MCI-LF4-FB-05	Total/NA	Water	300.0-1993 R2.1	
680-238616-15	MCI-LF4-FD-03	Total/NA	Water	300.0-1993 R2.1	
680-238616-16	MCI-GWC-23	Total/NA	Water	300.0-1993 R2.1	
680-238616-17	MCI-LF4-FB-06	Total/NA	Water	300.0-1993 R2.1	
MB 680-792666/33	Method Blank	Total/NA	Water	300.0-1993 R2.1	
LCS 680-792666/34	Lab Control Sample	Total/NA	Water	300.0-1993 R2.1	
LCSD 680-792666/35	Lab Control Sample Dup	Total/NA	Water	300.0-1993 R2.1	
680-238616-3 MS	MCI-GWC-18	Total/NA	Water	300.0-1993 R2.1	
680-238616-3 MSD	MCI-GWC-18	Total/NA	Water	300.0-1993 R2.1	
680-238616-13 MS	MCI-GWC-12	Total/NA	Water	300.0-1993 R2.1	
680-238616-13 MSD	MCI-GWC-12	Total/NA	Water	300.0-1993 R2.1	

### Analysis Batch: 793133

Lab Sample ID	Client Sample ID	Prep Type	Matrix	Method	Prep Batch
680-238616-3	MCI-GWC-18	Total/NA	Water	300.0-1993 R2.1	
680-238616-4	MCI-GWC-19	Total/NA	Water	300.0-1993 R2.1	
680-238616-5	MCI-GWC-20	Total/NA	Water	300.0-1993 R2.1	
680-238616-6	MCI-LF4-EB-07	Total/NA	Water	300.0-1993 R2.1	
680-238616-7	MCI-LF4-FD-04	Total/NA	Water	300.0-1993 R2.1	
680-238616-8	MCI-LF4-EB-08	Total/NA	Water	300.0-1993 R2.1	
680-238616-10	MCI-LF4-GWC-1	Total/NA	Water	300.0-1993 R2.1	
680-238616-11	MCI-GWC-9	Total/NA	Water	300.0-1993 R2.1	
680-238616-12	MCI-GWC-10	Total/NA	Water	300.0-1993 R2.1	
680-238616-14	MCI-LF4-FB-05	Total/NA	Water	300.0-1993 R2.1	
680-238616-16	MCI-GWC-23	Total/NA	Water	300.0-1993 R2.1	
680-238616-17	MCI-LF4-FB-06	Total/NA	Water	300.0-1993 R2.1	
MB 680-793133/2	Method Blank	Total/NA	Water	300.0-1993 R2.1	
LCS 680-793133/4	Lab Control Sample	Total/NA	Water	300.0-1993 R2.1	
LCSD 680-793133/5	Lab Control Sample Dup	Total/NA	Water	300.0-1993 R2.1	
680-238616-3 MS	MCI-GWC-18	Total/NA	Water	300.0-1993 R2.1	

# QC Association Summary

Client: Southern Company  
 Project/Site: Plant McIntosh Landfill 4

Job ID: 680-238616-1

## HPLC/IC (Continued)

### Analysis Batch: 793133 (Continued)

Lab Sample ID	Client Sample ID	Prep Type	Matrix	Method	Prep Batch
680-238616-3 MSD	MCI-GWC-18	Total/NA	Water	300.0-1993 R2.1	
680-238616-16 MS	MCI-GWC-23	Total/NA	Water	300.0-1993 R2.1	
680-238616-16 MSD	MCI-GWC-23	Total/NA	Water	300.0-1993 R2.1	

## Metals

### Prep Batch: 791794

Lab Sample ID	Client Sample ID	Prep Type	Matrix	Method	Prep Batch
680-238616-1	MCI-GWC-11	Total Recoverable	Water	3005A	
680-238616-2	MCI-GWC-17	Total Recoverable	Water	3005A	
680-238616-3	MCI-GWC-18	Total Recoverable	Water	3005A	
680-238616-4	MCI-GWC-19	Total Recoverable	Water	3005A	
680-238616-5	MCI-GWC-20	Total Recoverable	Water	3005A	
680-238616-6	MCI-LF4-EB-07	Total Recoverable	Water	3005A	
680-238616-7	MCI-LF4-FD-04	Total Recoverable	Water	3005A	
680-238616-8	MCI-LF4-EB-08	Total Recoverable	Water	3005A	
680-238616-9	MCI-GWC-21	Total Recoverable	Water	3005A	
680-238616-10	MCI-LF4-GWC-1	Total Recoverable	Water	3005A	
680-238616-11	MCI-GWC-9	Total Recoverable	Water	3005A	
680-238616-12	MCI-GWC-10	Total Recoverable	Water	3005A	
680-238616-13	MCI-GWC-12	Total Recoverable	Water	3005A	
680-238616-14	MCI-LF4-FB-05	Total Recoverable	Water	3005A	
680-238616-15	MCI-LF4-FD-03	Total Recoverable	Water	3005A	
680-238616-16	MCI-GWC-23	Total Recoverable	Water	3005A	
680-238616-17	MCI-LF4-FB-06	Total Recoverable	Water	3005A	
MB 680-791794/1-A	Method Blank	Total Recoverable	Water	3005A	
LCS 680-791794/2-A	Lab Control Sample	Total Recoverable	Water	3005A	
680-238616-1 MS	MCI-GWC-11	Total Recoverable	Water	3005A	
680-238616-1 MSD	MCI-GWC-11	Total Recoverable	Water	3005A	

### Analysis Batch: 792230

Lab Sample ID	Client Sample ID	Prep Type	Matrix	Method	Prep Batch
680-238616-1	MCI-GWC-11	Total Recoverable	Water	6020B	791794
680-238616-2	MCI-GWC-17	Total Recoverable	Water	6020B	791794
680-238616-3	MCI-GWC-18	Total Recoverable	Water	6020B	791794
680-238616-4	MCI-GWC-19	Total Recoverable	Water	6020B	791794
680-238616-5	MCI-GWC-20	Total Recoverable	Water	6020B	791794
680-238616-6	MCI-LF4-EB-07	Total Recoverable	Water	6020B	791794
680-238616-7	MCI-LF4-FD-04	Total Recoverable	Water	6020B	791794
680-238616-8	MCI-LF4-EB-08	Total Recoverable	Water	6020B	791794
680-238616-9	MCI-GWC-21	Total Recoverable	Water	6020B	791794
680-238616-10	MCI-LF4-GWC-1	Total Recoverable	Water	6020B	791794
680-238616-11	MCI-GWC-9	Total Recoverable	Water	6020B	791794
680-238616-12	MCI-GWC-10	Total Recoverable	Water	6020B	791794
680-238616-13	MCI-GWC-12	Total Recoverable	Water	6020B	791794
680-238616-14	MCI-LF4-FB-05	Total Recoverable	Water	6020B	791794
680-238616-15	MCI-LF4-FD-03	Total Recoverable	Water	6020B	791794
680-238616-16	MCI-GWC-23	Total Recoverable	Water	6020B	791794
680-238616-17	MCI-LF4-FB-06	Total Recoverable	Water	6020B	791794
MB 680-791794/1-A	Method Blank	Total Recoverable	Water	6020B	791794
LCS 680-791794/2-A	Lab Control Sample	Total Recoverable	Water	6020B	791794

Eurofins Savannah

# QC Association Summary

Client: Southern Company  
 Project/Site: Plant McIntosh Landfill 4

Job ID: 680-238616-1

## Metals (Continued)

### Analysis Batch: 792230 (Continued)

Lab Sample ID	Client Sample ID	Prep Type	Matrix	Method	Prep Batch
680-238616-1 MS	MCI-GWC-11	Total Recoverable	Water	6020B	791794
680-238616-1 MSD	MCI-GWC-11	Total Recoverable	Water	6020B	791794

## General Chemistry

### Analysis Batch: 791826

Lab Sample ID	Client Sample ID	Prep Type	Matrix	Method	Prep Batch
680-238616-15	MCI-LF4-FD-03	Total/NA	Water	2540C-2011	
680-238616-16	MCI-GWC-23	Total/NA	Water	2540C-2011	
680-238616-17	MCI-LF4-FB-06	Total/NA	Water	2540C-2011	
MB 680-791826/1	Method Blank	Total/NA	Water	2540C-2011	
LCS 680-791826/2	Lab Control Sample	Total/NA	Water	2540C-2011	
LCSD 680-791826/3	Lab Control Sample Dup	Total/NA	Water	2540C-2011	
680-238497-C-5 DU	Duplicate	Total/NA	Water	2540C-2011	
680-238561-C-1 DU	Duplicate	Total/NA	Water	2540C-2011	

### Analysis Batch: 792282

Lab Sample ID	Client Sample ID	Prep Type	Matrix	Method	Prep Batch
680-238616-1	MCI-GWC-11	Total/NA	Water	2540C-2011	
680-238616-2	MCI-GWC-17	Total/NA	Water	2540C-2011	
680-238616-3	MCI-GWC-18	Total/NA	Water	2540C-2011	
680-238616-4	MCI-GWC-19	Total/NA	Water	2540C-2011	
680-238616-5	MCI-GWC-20	Total/NA	Water	2540C-2011	
680-238616-6	MCI-LF4-EB-07	Total/NA	Water	2540C-2011	
680-238616-7	MCI-LF4-FD-04	Total/NA	Water	2540C-2011	
680-238616-10	MCI-LF4-GWC-1	Total/NA	Water	2540C-2011	
680-238616-11	MCI-GWC-9	Total/NA	Water	2540C-2011	
680-238616-12	MCI-GWC-10	Total/NA	Water	2540C-2011	
680-238616-13	MCI-GWC-12	Total/NA	Water	2540C-2011	
680-238616-14	MCI-LF4-FB-05	Total/NA	Water	2540C-2011	
MB 680-792282/1	Method Blank	Total/NA	Water	2540C-2011	
LCS 680-792282/2	Lab Control Sample	Total/NA	Water	2540C-2011	
LCSD 680-792282/3	Lab Control Sample Dup	Total/NA	Water	2540C-2011	
680-238568-C-10 DU	Duplicate	Total/NA	Water	2540C-2011	
680-238571-C-2 DU	Duplicate	Total/NA	Water	2540C-2011	

### Analysis Batch: 792496

Lab Sample ID	Client Sample ID	Prep Type	Matrix	Method	Prep Batch
680-238616-8	MCI-LF4-EB-08	Total/NA	Water	2540C-2011	
680-238616-9	MCI-GWC-21	Total/NA	Water	2540C-2011	
MB 680-792496/1	Method Blank	Total/NA	Water	2540C-2011	
LCS 680-792496/2	Lab Control Sample	Total/NA	Water	2540C-2011	
LCSD 680-792496/3	Lab Control Sample Dup	Total/NA	Water	2540C-2011	
680-238707-F-1 DU	Duplicate	Total/NA	Water	2540C-2011	

# Lab Chronicle

Client: Southern Company  
 Project/Site: Plant McIntosh Landfill 4

Job ID: 680-238616-1

**Client Sample ID: MCI-GWC-11**

**Lab Sample ID: 680-238616-1**

Date Collected: 08/02/23 16:12

Matrix: Water

Date Received: 08/03/23 12:13

Prep Type	Batch Type	Batch Method	Run	Dil Factor	Initial Amount	Final Amount	Batch Number	Prepared or Analyzed	Analyst	Lab
Total/NA	Analysis	300.0-1993 R2.1		1	5 mL	5 mL	792665	08/10/23 11:46	UI	EET SAV
Instrument ID: CICK										
Total Recoverable	Prep	3005A			25 mL	125 mL	791794	08/04/23 11:15	RR	EET SAV
Total Recoverable	Analysis	6020B		1			792230	08/08/23 01:26	BWR	EET SAV
Instrument ID: ICPMSC										
Total/NA	Analysis	2540C-2011		1	200 mL	200 mL	792282	08/08/23 10:31	PG	EET SAV
Instrument ID: NOEQUIP										

**Client Sample ID: MCI-GWC-17**

**Lab Sample ID: 680-238616-2**

Date Collected: 08/02/23 11:00

Matrix: Water

Date Received: 08/03/23 12:13

Prep Type	Batch Type	Batch Method	Run	Dil Factor	Initial Amount	Final Amount	Batch Number	Prepared or Analyzed	Analyst	Lab
Total/NA	Analysis	300.0-1993 R2.1		1	5 mL	5 mL	792665	08/10/23 11:59	UI	EET SAV
Instrument ID: CICK										
Total Recoverable	Prep	3005A			25 mL	125 mL	791794	08/04/23 11:15	RR	EET SAV
Total Recoverable	Analysis	6020B		1			792230	08/08/23 01:38	BWR	EET SAV
Instrument ID: ICPMSC										
Total/NA	Analysis	2540C-2011		1	200 mL	200 mL	792282	08/08/23 10:31	PG	EET SAV
Instrument ID: NOEQUIP										

**Client Sample ID: MCI-GWC-18**

**Lab Sample ID: 680-238616-3**

Date Collected: 08/02/23 13:40

Matrix: Water

Date Received: 08/03/23 12:13

Prep Type	Batch Type	Batch Method	Run	Dil Factor	Initial Amount	Final Amount	Batch Number	Prepared or Analyzed	Analyst	Lab
Total/NA	Analysis	300.0-1993 R2.1		1	5 mL	5 mL	792666	08/10/23 15:59	UI	EET SAV
Instrument ID: CICK										
Total/NA	Analysis	300.0-1993 R2.1		1	5 mL	5 mL	793133	08/12/23 12:48	T1C	EET SAV
Instrument ID: CICK										
Total Recoverable	Prep	3005A			25 mL	125 mL	791794	08/04/23 11:15	RR	EET SAV
Total Recoverable	Analysis	6020B		1			792230	08/08/23 01:42	BWR	EET SAV
Instrument ID: ICPMSC										
Total/NA	Analysis	2540C-2011		1	200 mL	200 mL	792282	08/08/23 10:31	PG	EET SAV
Instrument ID: NOEQUIP										

**Client Sample ID: MCI-GWC-19**

**Lab Sample ID: 680-238616-4**

Date Collected: 08/02/23 15:20

Matrix: Water

Date Received: 08/03/23 12:13

Prep Type	Batch Type	Batch Method	Run	Dil Factor	Initial Amount	Final Amount	Batch Number	Prepared or Analyzed	Analyst	Lab
Total/NA	Analysis	300.0-1993 R2.1		1	5 mL	5 mL	792666	08/10/23 16:37	UI	EET SAV
Instrument ID: CICK										
Total/NA	Analysis	300.0-1993 R2.1		1	5 mL	5 mL	793133	08/12/23 13:26	T1C	EET SAV
Instrument ID: CICK										

Eurofins Savannah

# Lab Chronicle

Client: Southern Company  
Project/Site: Plant McIntosh Landfill 4

Job ID: 680-238616-1

**Client Sample ID: MCI-GWC-19**

**Lab Sample ID: 680-238616-4**

Date Collected: 08/02/23 15:20

Matrix: Water

Date Received: 08/03/23 12:13

Prep Type	Batch Type	Batch Method	Run	Dil Factor	Initial Amount	Final Amount	Batch Number	Prepared or Analyzed	Analyst	Lab
Total Recoverable	Prep	3005A			25 mL	125 mL	791794	08/04/23 11:15	RR	EET SAV
Total Recoverable	Analysis	6020B		1			792230	08/08/23 01:46	BWR	EET SAV
Instrument ID: ICPMSC										
Total/NA	Analysis	2540C-2011		1	200 mL	200 mL	792282	08/08/23 10:31	PG	EET SAV
Instrument ID: NOEQUIP										

**Client Sample ID: MCI-GWC-20**

**Lab Sample ID: 680-238616-5**

Date Collected: 08/02/23 16:30

Matrix: Water

Date Received: 08/03/23 12:13

Prep Type	Batch Type	Batch Method	Run	Dil Factor	Initial Amount	Final Amount	Batch Number	Prepared or Analyzed	Analyst	Lab
Total/NA	Analysis	300.0-1993 R2.1		1	5 mL	5 mL	792666	08/10/23 16:50	UI	EET SAV
Instrument ID: CICK										
Total/NA	Analysis	300.0-1993 R2.1		1	5 mL	5 mL	793133	08/12/23 13:38	T1C	EET SAV
Instrument ID: CICK										
Total Recoverable	Prep	3005A			25 mL	125 mL	791794	08/04/23 11:15	RR	EET SAV
Total Recoverable	Analysis	6020B		1			792230	08/08/23 01:50	BWR	EET SAV
Instrument ID: ICPMSC										
Total/NA	Analysis	2540C-2011		1	200 mL	200 mL	792282	08/08/23 10:31	PG	EET SAV
Instrument ID: NOEQUIP										

**Client Sample ID: MCI-LF4-EB-07**

**Lab Sample ID: 680-238616-6**

Date Collected: 08/02/23 11:25

Matrix: Water

Date Received: 08/03/23 12:13

Prep Type	Batch Type	Batch Method	Run	Dil Factor	Initial Amount	Final Amount	Batch Number	Prepared or Analyzed	Analyst	Lab
Total/NA	Analysis	300.0-1993 R2.1		1	5 mL	5 mL	792666	08/10/23 17:02	UI	EET SAV
Instrument ID: CICK										
Total/NA	Analysis	300.0-1993 R2.1		1	5 mL	5 mL	793133	08/12/23 13:51	T1C	EET SAV
Instrument ID: CICK										
Total Recoverable	Prep	3005A			25 mL	125 mL	791794	08/04/23 11:15	RR	EET SAV
Total Recoverable	Analysis	6020B		1			792230	08/08/23 01:55	BWR	EET SAV
Instrument ID: ICPMSC										
Total/NA	Analysis	2540C-2011		1	200 mL	200 mL	792282	08/08/23 10:31	PG	EET SAV
Instrument ID: NOEQUIP										

**Client Sample ID: MCI-LF4-FD-04**

**Lab Sample ID: 680-238616-7**

Date Collected: 08/02/23 00:00

Matrix: Water

Date Received: 08/03/23 12:13

Prep Type	Batch Type	Batch Method	Run	Dil Factor	Initial Amount	Final Amount	Batch Number	Prepared or Analyzed	Analyst	Lab
Total/NA	Analysis	300.0-1993 R2.1		1	5 mL	5 mL	792666	08/10/23 17:15	UI	EET SAV
Instrument ID: CICK										
Total/NA	Analysis	300.0-1993 R2.1		1	5 mL	5 mL	793133	08/12/23 14:04	T1C	EET SAV
Instrument ID: CICK										

Eurofins Savannah

# Lab Chronicle

Client: Southern Company  
Project/Site: Plant McIntosh Landfill 4

Job ID: 680-238616-1

**Client Sample ID: MCI-LF4-FD-04**

**Lab Sample ID: 680-238616-7**

Date Collected: 08/02/23 00:00

Matrix: Water

Date Received: 08/03/23 12:13

Prep Type	Batch Type	Batch Method	Run	Dil Factor	Initial Amount	Final Amount	Batch Number	Prepared or Analyzed	Analyst	Lab
Total Recoverable	Prep	3005A			25 mL	125 mL	791794	08/04/23 11:15	RR	EET SAV
Total Recoverable	Analysis	6020B		1			792230	08/08/23 02:07	BWR	EET SAV
Instrument ID: ICPMSC										
Total/NA	Analysis	2540C-2011		1	200 mL	200 mL	792282	08/08/23 10:31	PG	EET SAV
Instrument ID: NOEQUIP										

**Client Sample ID: MCI-LF4-EB-08**

**Lab Sample ID: 680-238616-8**

Date Collected: 08/03/23 10:20

Matrix: Water

Date Received: 08/03/23 12:13

Prep Type	Batch Type	Batch Method	Run	Dil Factor	Initial Amount	Final Amount	Batch Number	Prepared or Analyzed	Analyst	Lab
Total/NA	Analysis	300.0-1993 R2.1		1	5 mL	5 mL	792666	08/10/23 17:28	UI	EET SAV
Instrument ID: CICK										
Total/NA	Analysis	300.0-1993 R2.1		1	5 mL	5 mL	793133	08/12/23 14:16	T1C	EET SAV
Instrument ID: CICK										
Total Recoverable	Prep	3005A			25 mL	125 mL	791794	08/04/23 11:15	RR	EET SAV
Total Recoverable	Analysis	6020B		1			792230	08/08/23 02:11	BWR	EET SAV
Instrument ID: ICPMSC										
Total/NA	Analysis	2540C-2011		1	200 mL	200 mL	792496	08/09/23 10:51	PG	EET SAV
Instrument ID: NOEQUIP										

**Client Sample ID: MCI-GWC-21**

**Lab Sample ID: 680-238616-9**

Date Collected: 08/03/23 10:00

Matrix: Water

Date Received: 08/03/23 12:13

Prep Type	Batch Type	Batch Method	Run	Dil Factor	Initial Amount	Final Amount	Batch Number	Prepared or Analyzed	Analyst	Lab
Total/NA	Analysis	300.0-1993 R2.1		1	5 mL	5 mL	792666	08/10/23 17:40	UI	EET SAV
Instrument ID: CICK										
Total Recoverable	Prep	3005A			25 mL	125 mL	791794	08/04/23 11:15	RR	EET SAV
Total Recoverable	Analysis	6020B		1			792230	08/08/23 02:15	BWR	EET SAV
Instrument ID: ICPMSC										
Total/NA	Analysis	2540C-2011		1	200 mL	200 mL	792496	08/09/23 10:51	PG	EET SAV
Instrument ID: NOEQUIP										

**Client Sample ID: MCI-LF4-GWC-1**

**Lab Sample ID: 680-238616-10**

Date Collected: 08/02/23 11:00

Matrix: Water

Date Received: 08/03/23 12:13

Prep Type	Batch Type	Batch Method	Run	Dil Factor	Initial Amount	Final Amount	Batch Number	Prepared or Analyzed	Analyst	Lab
Total/NA	Analysis	300.0-1993 R2.1		1	5 mL	5 mL	792666	08/10/23 17:53	UI	EET SAV
Instrument ID: CICK										
Total/NA	Analysis	300.0-1993 R2.1		1	5 mL	5 mL	793133	08/12/23 14:29	T1C	EET SAV
Instrument ID: CICK										
Total Recoverable	Prep	3005A			25 mL	125 mL	791794	08/04/23 11:15	RR	EET SAV
Total Recoverable	Analysis	6020B		1			792230	08/08/23 02:19	BWR	EET SAV
Instrument ID: ICPMSC										

Eurofins Savannah

# Lab Chronicle

Client: Southern Company  
Project/Site: Plant McIntosh Landfill 4

Job ID: 680-238616-1

**Client Sample ID: MCI-LF4-GWC-1**

**Lab Sample ID: 680-238616-10**

Date Collected: 08/02/23 11:00

Matrix: Water

Date Received: 08/03/23 12:13

Prep Type	Batch Type	Batch Method	Run	Dil Factor	Initial Amount	Final Amount	Batch Number	Prepared or Analyzed	Analyst	Lab
Total/NA	Analysis	2540C-2011		1	200 mL	200 mL	792282	08/08/23 10:31	PG	EET SAV

**Client Sample ID: MCI-GWC-9**

**Lab Sample ID: 680-238616-11**

Date Collected: 08/02/23 15:20

Matrix: Water

Date Received: 08/03/23 12:13

Prep Type	Batch Type	Batch Method	Run	Dil Factor	Initial Amount	Final Amount	Batch Number	Prepared or Analyzed	Analyst	Lab
Total/NA	Analysis	300.0-1993 R2.1		1	5 mL	5 mL	792666	08/10/23 18:06	UI	EET SAV
Instrument ID: CICK										
Total/NA	Analysis	300.0-1993 R2.1		1	5 mL	5 mL	793133	08/12/23 14:41	T1C	EET SAV
Instrument ID: CICK										
Total Recoverable	Prep	3005A			25 mL	125 mL	791794	08/04/23 11:15	RR	EET SAV
Total Recoverable	Analysis	6020B		1			792230	08/08/23 02:23	BWR	EET SAV
Instrument ID: ICPMSC										
Total/NA	Analysis	2540C-2011		1	200 mL	200 mL	792282	08/08/23 10:31	PG	EET SAV
Instrument ID: NOEQUIP										

**Client Sample ID: MCI-GWC-10**

**Lab Sample ID: 680-238616-12**

Date Collected: 08/02/23 13:40

Matrix: Water

Date Received: 08/03/23 12:13

Prep Type	Batch Type	Batch Method	Run	Dil Factor	Initial Amount	Final Amount	Batch Number	Prepared or Analyzed	Analyst	Lab
Total/NA	Analysis	300.0-1993 R2.1		1	5 mL	5 mL	792666	08/10/23 18:18	UI	EET SAV
Instrument ID: CICK										
Total/NA	Analysis	300.0-1993 R2.1		1	5 mL	5 mL	793133	08/12/23 14:54	T1C	EET SAV
Instrument ID: CICK										
Total Recoverable	Prep	3005A			25 mL	125 mL	791794	08/04/23 11:15	RR	EET SAV
Total Recoverable	Analysis	6020B		1			792230	08/08/23 02:27	BWR	EET SAV
Instrument ID: ICPMSC										
Total/NA	Analysis	2540C-2011		1	200 mL	200 mL	792282	08/08/23 10:31	PG	EET SAV
Instrument ID: NOEQUIP										

**Client Sample ID: MCI-GWC-12**

**Lab Sample ID: 680-238616-13**

Date Collected: 08/02/23 12:10

Matrix: Water

Date Received: 08/03/23 12:13

Prep Type	Batch Type	Batch Method	Run	Dil Factor	Initial Amount	Final Amount	Batch Number	Prepared or Analyzed	Analyst	Lab
Total/NA	Analysis	300.0-1993 R2.1		1	5 mL	5 mL	792666	08/10/23 18:56	UI	EET SAV
Instrument ID: CICK										
Total Recoverable	Prep	3005A			25 mL	125 mL	791794	08/04/23 11:15	RR	EET SAV
Total Recoverable	Analysis	6020B		1			792230	08/08/23 02:31	BWR	EET SAV
Instrument ID: ICPMSC										
Total/NA	Analysis	2540C-2011		1	200 mL	200 mL	792282	08/08/23 10:31	PG	EET SAV
Instrument ID: NOEQUIP										



# Lab Chronicle

Client: Southern Company  
Project/Site: Plant McIntosh Landfill 4

Job ID: 680-238616-1

**Client Sample ID: MCI-LF4-FB-05**

**Lab Sample ID: 680-238616-14**

Date Collected: 08/02/23 15:15

Matrix: Water

Date Received: 08/03/23 12:13

Prep Type	Batch Type	Batch Method	Run	Dil Factor	Initial Amount	Final Amount	Batch Number	Prepared or Analyzed	Analyst	Lab
Total/NA	Analysis	300.0-1993 R2.1		1	5 mL	5 mL	792666	08/10/23 19:34	UI	EET SAV
Instrument ID: CICK										
Total/NA	Analysis	300.0-1993 R2.1		1	5 mL	5 mL	793133	08/12/23 15:07	T1C	EET SAV
Instrument ID: CICK										
Total Recoverable	Prep	3005A			25 mL	125 mL	791794	08/04/23 11:15	RR	EET SAV
Total Recoverable	Analysis	6020B		1			792230	08/08/23 02:35	BWR	EET SAV
Instrument ID: ICPMSC										
Total/NA	Analysis	2540C-2011		1	200 mL	200 mL	792282	08/08/23 10:31	PG	EET SAV
Instrument ID: NOEQUIP										

**Client Sample ID: MCI-LF4-FD-03**

**Lab Sample ID: 680-238616-15**

Date Collected: 08/02/23 00:00

Matrix: Water

Date Received: 08/03/23 12:13

Prep Type	Batch Type	Batch Method	Run	Dil Factor	Initial Amount	Final Amount	Batch Number	Prepared or Analyzed	Analyst	Lab
Total/NA	Analysis	300.0-1993 R2.1		1	5 mL	5 mL	792666	08/10/23 19:47	UI	EET SAV
Instrument ID: CICK										
Total Recoverable	Prep	3005A			25 mL	125 mL	791794	08/04/23 11:15	RR	EET SAV
Total Recoverable	Analysis	6020B		1			792230	08/08/23 02:40	BWR	EET SAV
Instrument ID: ICPMSC										
Total/NA	Analysis	2540C-2011		1	200 mL	200 mL	791826	08/04/23 11:57	PG	EET SAV
Instrument ID: NOEQUIP										

**Client Sample ID: MCI-GWC-23**

**Lab Sample ID: 680-238616-16**

Date Collected: 08/03/23 10:40

Matrix: Water

Date Received: 08/03/23 12:13

Prep Type	Batch Type	Batch Method	Run	Dil Factor	Initial Amount	Final Amount	Batch Number	Prepared or Analyzed	Analyst	Lab
Total/NA	Analysis	300.0-1993 R2.1		1	5 mL	5 mL	792666	08/10/23 20:00	UI	EET SAV
Instrument ID: CICK										
Total/NA	Analysis	300.0-1993 R2.1		1	5 mL	5 mL	793133	08/12/23 15:45	T1C	EET SAV
Instrument ID: CICK										
Total Recoverable	Prep	3005A			25 mL	125 mL	791794	08/04/23 11:15	RR	EET SAV
Total Recoverable	Analysis	6020B		1			792230	08/08/23 02:44	BWR	EET SAV
Instrument ID: ICPMSC										
Total/NA	Analysis	2540C-2011		1	200 mL	200 mL	791826	08/04/23 11:57	PG	EET SAV
Instrument ID: NOEQUIP										

**Client Sample ID: MCI-LF4-FB-06**

**Lab Sample ID: 680-238616-17**

Date Collected: 08/03/23 10:35

Matrix: Water

Date Received: 08/03/23 12:13

Prep Type	Batch Type	Batch Method	Run	Dil Factor	Initial Amount	Final Amount	Batch Number	Prepared or Analyzed	Analyst	Lab
Total/NA	Analysis	300.0-1993 R2.1		1	5 mL	5 mL	792666	08/10/23 20:12	UI	EET SAV
Instrument ID: CICK										

Eurofins Savannah

# Lab Chronicle

Client: Southern Company  
 Project/Site: Plant McIntosh Landfill 4

Job ID: 680-238616-1

**Client Sample ID: MCI-LF4-FB-06**

**Lab Sample ID: 680-238616-17**

**Date Collected: 08/03/23 10:35**

**Matrix: Water**

**Date Received: 08/03/23 12:13**

Prep Type	Batch Type	Batch Method	Run	Dil Factor	Initial Amount	Final Amount	Batch Number	Prepared or Analyzed	Analyst	Lab
Total/NA	Analysis	300.0-1993 R2.1		1	5 mL	5 mL	793133	08/12/23 16:23	T1C	EET SAV
Total Recoverable	Prep	3005A			25 mL	125 mL	791794	08/04/23 11:15	RR	EET SAV
Total Recoverable	Analysis	6020B		1			792230	08/08/23 02:56	BWR	EET SAV
Instrument ID: ICPMSC										
Total/NA	Analysis	2540C-2011		1	200 mL	200 mL	791826	08/04/23 11:57	PG	EET SAV
Instrument ID: NOEQUIP										

**Laboratory References:**

EET SAV = Eurofins Savannah, 5102 LaRoche Avenue, Savannah, GA 31404, TEL (912)354-7858



# Accreditation/Certification Summary

Client: Southern Company  
Project/Site: Plant McIntosh Landfill 4

Job ID: 680-238616-1

## Laboratory: Eurofins Savannah

The accreditations/certifications listed below are applicable to this report.

Authority	Program	Identification Number	Expiration Date
Florida	NELAP	E87052	06-30-24
Georgia	State	E87052	06-30-24

- 1
- 2
- 3
- 4
- 5
- 6
- 7
- 8
- 9
- 10
- 11
- 12

# Method Summary

Client: Southern Company  
Project/Site: Plant McIntosh Landfill 4

Job ID: 680-238616-1

Method	Method Description	Protocol	Laboratory
300.0-1993 R2.1	Anions, Ion Chromatography	MCAWW	EET SAV
6020B	Metals (ICP/MS)	SW846	EET SAV
2540C-2011	Total Dissolved Solids (Dried at 180 °C)	SM	EET SAV
3005A	Preparation, Total Recoverable or Dissolved Metals	SW846	EET SAV

**Protocol References:**


MCAWW = "Methods For Chemical Analysis Of Water And Wastes", EPA-600/4-79-020, March 1983 And Subsequent Revisions.

SM = "Standard Methods For The Examination Of Water And Wastewater"

SW846 = "Test Methods For Evaluating Solid Waste, Physical/Chemical Methods", Third Edition, November 1986 And Its Updates.

**Laboratory References:**

EET SAV = Eurofins Savannah, 5102 LaRoche Avenue, Savannah, GA 31404, TEL (912)354-7858



Phone (912) 394-7000 Fax (912) 392-0100

<b>Client Information</b>	Sampler: <i>J. Serrano</i>	ACC	Lab PM: Fuller, David	Carrier Tracking No(s):	COC No:
Client Contact:	Phone: 770-544-5998		E-Mail: david.fuller@eurofins.com		Page:
SCS Contacts					Job #:

Company: GA Power	Address: 241 Ralph McGill Blvd SE	Due Date Requested:	Analysis Requested		
City: Atlanta	State Zip: GA, 30308	TAT Requested (days):			
Phone: 404-506-7116(Tel)	Lab Project #: 68027746	PO #:	Preservation Codes:		
SCS Contacts / ACC Contacts	Project #:	Plant McIntosh Landfill 4	A - HCL B - NaOH C - Zn Acetate D - Nitric Acid E - NaHSO4 F - MeOH G - Amherst H - Ascorbic Acid I - Ice J - DI Water K - EDTA L - EDTA Other:		
Site: Georgia	SSOW#:		M - Hexane N - None O - AsHCO2 P - Na2O4S Q - Na2SO3 R - Na2S2O3 S - H2SO4 T - TSP Dodecahydrate U - Acetone V - MCAA W - pH 4.5 Z - other (specify)		

Sample Identification	Sample Date (mm/dd/yy)	Sample Time (hh:mm)	Sample Type (C=comp, G=grab)	Matrix (W=ground water, WS=surface water, WQ=quality control)	Field Filtered Sample (Yes or No)	Perform MS/MSD (Yes or No)	APP III Metals: B, Ca Cl, F, SO4 & TDS (EPA 300.0 & SM 2540C) Custom State 15 Permit Metals (EPA 6020): Sb, As, Ba, Be, Cd, Cr, Co, Cu, Pb, Ni, Se, Ag, Tl, V, Zn	Total Number of containers	Task Code: MCI-CCR-ASSMT-2023S2 Special Instructions/Note: Full APP III + 15 State Metals
MCI- GWC-11	08/02/23	1612	G	WG	N	D	1	3	
MCI- GWC-17	08/02/23	1100	G	WG	N	✓	✓	3	
MCI- GWC-18	08/02/23	1340	G	WG	N	✓	✓	3	
MCI- GWC-19	08/02/23	1520	G	WG	N	✓	✓	3	
MCI- GWC-20	08/02/23	1630	G	WG	N	✓	✓	3	
MCI- LF4-EB-07	08/02/23	1125	G	WQ	N	✓	✓	3	
MCI- LF4-FD-04	08/02/23	—	G	WG	N	✓	✓	3	
MCI- LF4-EB-08	08/03/23	1020	G	WQ	N	✓	✓	3	
MCI- GWC-21	08/03/23	1000	G	WG	N	✓	✓	3	
MCI-			G		N				



680-238616 Chain of Custody

<b>Possible Hazard Identification</b>	<input type="checkbox"/> Non-Hazard	<input type="checkbox"/> Flammable	<input type="checkbox"/> Skin Irritant	<input type="checkbox"/> Poison B	<input checked="" type="checkbox"/> Unknown	<input type="checkbox"/> Radiological
Deliverable Requested: I, II, III, IV, Other (specify)	Sample Disposal (A fee may be assessed if samples are retained longer than 1 month)					
Empty Kit Relinquished by:	Date:	Time:	<input type="checkbox"/> Return To Client <input checked="" type="checkbox"/> Disposal By Lab Special Instructions/QC Requirements: State Permit Metals: antimony, arsenic, barium, beryllium, cadmium, chromium, cobalt, copper, lead, nickel, selenium, silver, thallium, vanadium, zinc.			

Relinquished by: <i>[Signature]</i>	Date/Time: 8/3/23 1100	Company: ACC	Received by: <i>[Signature]</i>	Date/Time: 08/3/23 1100	Company: ACC
Relinquished by: <i>[Signature]</i>	Date/Time: 8-3-23 1213	Company: ACC	Received by: <i>[Signature]</i>	Date/Time: 8/3/23 1213	Company: Eurofins
Custody Seals Intact: <input checked="" type="checkbox"/> Yes <input type="checkbox"/> No	Custody Seal No.:	Cooler Temperature(s) °C and Other Remarks: 0.3/0.4 0.7/0.8			

Chain of Custody Record

**Client Information**  
 Client Contact: **SCS Contacts**  
 Company: **GA Power**  
 Address: **241 Ralph McGill Blvd SE**  
 City: **Atlanta**  
 State, Zip: **GA, 30308**  
 Phone: **404-506-7116(Tel)**  
 Email: **SCS Contacts / ACC Contacts**  
 Project Name: **Plant McIntosh Landfill 4**  
 Site: **Georgia**

**Sampler:** **T. Johnson**  
**Phone:** **770-594-5998**  
**ACC:**  
**Lab PM:** **Fuller, David**  
**E-Mail:** **david.fuller@eurofins.com**

**Carrier Tracking No(s):**  
**Job #:**

**COC No:**  
**Page:**

**Due Date Requested:**  
**TAT Requested (day(s)):**  
**Lab Project #:** **68027746**  
**PO #:**  
**Project #:**  
**SSOW#:**

**Analysis Requested**

Sample Identification	Sample Date (mm/dd/yy)	Sample Time (hhmm)	Sample Type (G=comp, G=grab)	Matrix (W=ground water, MS=surface water, M=quality control)	Field Filtered Sample (Yes or No)	Perform MS/MSD (Yes or No)	Analysis Requested	Total Number of containers	Preservation Codes:
MCI- LF4-GWC-1	08/02/23	1100	G	WG	<input checked="" type="checkbox"/>	<input checked="" type="checkbox"/>		3	A - HCL B - NaOH C - Zn Acetate D - Nitric Acid E - NaHSO4 F - MeOH G - Amchlor H - Ascorbic Acid I - Ice J - DI Water K - EDTA L - EDA M - Hexane N - None O - AsNaO2 P - Na2O4S Q - Na2SO3 R - Na2S2O3 S - H2SO4 T - TSP Dodecahydrate U - Acetone V - MCAA W - pH 4.5 Z - other (specify)
MCI- GWC-9	08/02/23	1520	G	WG	<input checked="" type="checkbox"/>	<input checked="" type="checkbox"/>		3	
MCI- GWC-10	08/02/23	1340	G	WG	<input checked="" type="checkbox"/>	<input checked="" type="checkbox"/>		3	
MCI- GWC-12	08/02/23	1210	G	WG	<input checked="" type="checkbox"/>	<input checked="" type="checkbox"/>		3	
MCI- LF4-FB-05	08/02/23	1515	G	WQ	<input checked="" type="checkbox"/>	<input checked="" type="checkbox"/>		3	
MCI- LF4-FD-03	08/02/23	---	G	WG	<input checked="" type="checkbox"/>	<input checked="" type="checkbox"/>		3	
MCI- GWC-23	08/05/23	1040	G	WG	<input checked="" type="checkbox"/>	<input checked="" type="checkbox"/>		3	
MCI- LF4-FB-06	08/05/23	1035	G	WQ	<input checked="" type="checkbox"/>	<input checked="" type="checkbox"/>		3	
MCI-			G		<input checked="" type="checkbox"/>	<input checked="" type="checkbox"/>			
MCI-			G		<input checked="" type="checkbox"/>	<input checked="" type="checkbox"/>			
MCI-			G		<input checked="" type="checkbox"/>	<input checked="" type="checkbox"/>			

**Possible Hazard Identification**  
 Non-Hazard  Flammable  Skin Irritant  Poison B  Unknown  Radiological

**Deliverable Requested:** I, II, III, IV, Other (specify)  
**Empty Kit Relinquished by:** Date: \_\_\_\_\_

**Relinquished by:** *[Signature]* Date/Time: **08-05-23 / 1213** Company: **ACC**

**Relinquished by:** Date/Time: \_\_\_\_\_ Company: \_\_\_\_\_

**Relinquished by:** Date/Time: \_\_\_\_\_ Company: \_\_\_\_\_

**Custody Seals Intact:**  Yes  No **Custody Seal No.:**

**Special Instructions/Remarks:** Cooler Temperature(s) °C and Other Remarks: **0.3/0.4 07108**

**Special Instructions/QC Requirements:** State Permit Metals: antimony, arsenic, barium, beryllium, cadmium, chromium, cobalt, copper, lead, nickel, selenium, silver, thallium, vanadium, zinc

**Sample Disposal (A fee may be assessed if samples are retained longer than 1 month)**  
 Return To Client  Disposal By Lab  Archive For \_\_\_\_\_ Months

**Method of Shipment:**

**Task Code:** MCI-CCR-ASSMT-2023S2  
**Special Instructions/Note:** Full APP III + 15 State Metals

## Login Sample Receipt Checklist

Client: Southern Company

Job Number: 680-238616-1

**Login Number: 238616**

**List Number: 1**

**Creator: Munro, Caroline**

**List Source: Eurofins Savannah**

Question	Answer	Comment
Radioactivity wasn't checked or is <=/ background as measured by a survey meter.	N/A	
The cooler's custody seal, if present, is intact.	True	
Sample custody seals, if present, are intact.	True	
The cooler or samples do not appear to have been compromised or tampered with.	True	
Samples were received on ice.	True	
Cooler Temperature is acceptable.	True	
Cooler Temperature is recorded.	True	
COC is present.	True	
COC is filled out in ink and legible.	True	
COC is filled out with all pertinent information.	True	
Is the Field Sampler's name present on COC?	True	
There are no discrepancies between the containers received and the COC.	True	
Samples are received within Holding Time (excluding tests with immediate HTs)	True	
Sample containers have legible labels.	True	
Containers are not broken or leaking.	True	
Sample collection date/times are provided.	True	
Appropriate sample containers are used.	True	
Sample bottles are completely filled.	True	
Sample Preservation Verified.	N/A	
There is sufficient vol. for all requested analyses, incl. any requested MS/MSDs	True	
Containers requiring zero headspace have no headspace or bubble is <6mm (1/4").	N/A	
Multiphasic samples are not present.	True	
Samples do not require splitting or compositing.	True	
Residual Chlorine Checked.	N/A	



**LEVEL 2A LABORATORY DATA VALIDATIONS**

**McIntosh Landfill No. 4**

**Annual Event**

**July 2023**

## **Georgia Power Company – McIntosh Landfill 4**

### **Quality Control Review of Analytical Data – July 2023**

This narrative presents results of the Quality Control (QC) data review performed on analytical data submitted by Eurofins Environment Testing America, Savannah for groundwater samples collected at McIntosh Landfill 4 (LF4) between August 1, 2023 and August 3, 2023. The chemical data were reviewed to identify quality issues which could affect the use of the data for decision-making purposes.

Information regarding the primary sample locations, analytical parameters, QC samples, sampling dates, and laboratory sample delivery group (SDG) designations is summarized in Table 1 of this Appendix.

In accordance with groundwater monitoring and corrective action procedures discussed in Title 40 Code of Federal Regulations (CFR), Subpart D – Standards for the Disposal of Coal Combustion Residuals in Landfills and Surface Impoundments, the samples were analyzed for detection monitoring constituents listed in 40 CFR, Part 257, Appendix III and permit-required state metals. Test methods included Inductively Coupled Plasma – Mass Spectrometry (USEPA Method 6020B), Determination of Inorganic Anions (USEPA Method 300.0), and Solids in Water (Standard Methods 2540C).

Data were reviewed in accordance with the US EPA Region IV Data Validation Standard Operating Procedures for Contract Laboratory Program Inorganic Data by Inductively Coupled Plasma – Atomic Emission Spectroscopy and Inductively Coupled Plasma – Mass Spectroscopy (September 2011, Rev. 2.0)<sup>1</sup> and the National Functional Guidelines for Inorganic Superfund Methods Data Review (January 2017)<sup>2</sup>. The review included an assessment of the results for completeness, precision (laboratory duplicate recoveries and matrix spike/matrix spike duplicate recoveries), accuracy (laboratory control samples and matrix spike samples), and blank contamination (field, equipment, and laboratory blanks). Sample receipt conditions, holding times, and chains of custody were reviewed. If there was a discrepancy between the QC criteria in the guidelines and the QC criterion established in the analytical methodology, method-specific criteria or professional judgment were used.

## DATA QUALITY OBJECTIVES

**Laboratory Precision:** Laboratory goals for precision were met.

**Field Precision:** Field goals for precision were met, except for chromium and nickel from MCI-GWC-20 (680-238616-5) and zinc from MCI-LF4-GWC-1) as described in the qualifications section below.

**Accuracy:** Laboratory goals for accuracy were met, except for fluoride from batch 792666 as described in the qualifications section below.

**Detection Limits:** Project goals for detection limits were met. Certain samples were diluted due to the concentration of target or non-target analyte interferences. Dilutions do not require qualifications based on US EPA guidelines. Reporting limits (RLs) of non-detect compounds are elevated proportional to the dilution when undiluted sample results were not provided by the laboratory. The data usability of diluted results was evaluated by the data user in the context of site-wide characterization.

**Completeness:** There were no rejected analytical results for this event, resulting in a completion of 100%.

**Holding Times:** Holding time requirements were met.

## QUALIFICATIONS

In general, chemical results for the samples collected at the site were qualified on the basis of low precision or low accuracy or on the basis of professional judgment. The following definitions provide brief explanations of the qualifiers which may have been assigned to data by the laboratory during the validation process:

**J:** The analyte was positively identified above the method detection limit; however, the associated numerical value is the approximate concentration of the analyte in the sample.

**ND:** The analyte was not detected above the method detection limit.

The data generated as part of this sampling event met the QC criteria established in the respective analytical methods and data validation guidelines except as specified below. The

applied qualifications may not have been required for all samples collected at the site. A summary of sample qualifications can be found in Table 2 of this Appendix.

- Samples MCI-GWC-20 (680-238616-5) and MCI-LF4-FD-04 (680-238616-7) were qualified as estimated (J) for chromium and nickel as the relative percent differences (RPDs) exceeded QC criteria (80.7% and 70.0%, respectively, above the limit of 20).
- Samples MCI-LF4-GWC-1 (680-238616-10) and MCI-LF4-FD-03 (680-238616-15) were qualified as estimated (J) for zinc as the RPD exceeded QC criteria (43.1%, above the limit of 20).
- Certain fluoride results on work order 680-238616-1 were qualified as estimated (J) as the associated laboratory control duplicate spike (LCSD) recovery was outside QC criteria (112%, above the range of 90-110).
- Certain zinc results on work order 680-238616-1 were qualified as non-detect (ND) due to the analytes being detected at similar concentrations in an associated blank sample. As shown in Table 2, when the original sample result was within the same order of magnitude as the method detection limit (MDL), the new MDL was raised to the sample result as part of the qualification process. When the original sample result was well above the RL, the sample result was qualified as estimated (J) as part of the qualification process.

Atlantic Coast Consulting, Inc. reviewed the laboratory data from McIntosh LF4 sampled between August 1, 2023 and August 3, 2023 in accordance with the analytical methods, the laboratory-specified QC criteria, and the guidelines. As described above, the results were acceptable for project use.

## REFERENCES

<sup>1</sup>US EPA, September 2011, Region 4, Science and Ecosystem Support Division, Quality Assurance Section, MTSB, Data Validation Standard Operating Procedures for Contract Laboratory Program Inorganic Data by Inductively Coupled Plasma – Atomic Emission Spectroscopy and Inductively Coupled Plasma – Mass Spectroscopy, Revision 2.0

<sup>2</sup>US EPA, January 2017, National Office of Superfund Remediation and Technology Innovation, National Functional Guidelines for Inorganic Superfund Methods Data Review, Revision 0.0

Plant McIntosh Landfill No. 4  
2023 Annual Groundwater Monitoring and Corrective Action Report

TABLE 1  
Georgia Power Company – McIntosh  
LF4 Sample Summary Table – July 2023

SDG	Field Identification	Collection Date	Lab Identification	Matrix	QC Samples	Analyses		
						Metals (6020B)	Anions (300.0)	TDS (SM 2540C)
238499-1	MCI-LF4-GWA-2	08/01/23	680-238499-1	WG		X	X	X
238499-1	MCI-GWA-4A	08/01/23	680-238499-2	WG		X	X	X
238499-1	MCI-LF4-GWA-5	08/01/23	680-238499-3	WG		X	X	X
238499-1	MCI-GWA-13	08/01/23	680-238499-4	WG		X	X	X
238499-1	MCI-GWA-15	08/01/23	680-238499-5	WG		X	X	X
238499-1	MCI-GWA-14	08/02/23	680-238499-6	WG		X	X	X
238499-1	MCI-GWA-3	08/02/23	680-238499-7	WG		X	X	X
238499-1	MCI-GWA-16	08/01/23	680-238499-8	WG		X	X	X
238616-1	MCI-GWC-11	08/02/23	680-238616-1	WG		X	X	X
238616-1	MCI-GWC-17	08/02/23	680-238616-2	WQ		X	X	X
238616-1	MCI-GWC-18	08/02/23	680-238616-3	WG		X	X	X
238616-1	MCI-GWC-19	08/02/23	680-238616-4	WG		X	X	X
238616-1	MCI-GWC-20	08/02/23	680-238616-5	WG		X	X	X
238616-1	MCI-LF4-EB-07	08/02/23	680-238616-6	WQ	EB	X	X	X
238616-1	MCI-LF4-FD-04	08/02/23	680-238616-7	WG	FD (MCI-GWC-20)	X	X	X
238616-1	MCI-LF4-EB-08	08/03/23	680-238616-8	WQ	EB	X	X	X
238616-1	MCI-GWC-21	08/03/23	680-238616-9	WQ		X	X	X
238616-1	MCI-LF4-GWC-1	08/02/23	680-238616-10	WG		X	X	X
238616-1	MCI-GWC-9	08/02/23	680-238616-11	WG		X	X	X
238616-1	MCI-GWC-10	08/02/23	680-238616-12	WG		X	X	X
238616-1	MCI-GWC-12	08/02/23	680-238616-13	WG		X	X	X
238616-1	MCI-LF4-FB-05	08/02/23	680-238616-14	WQ	FB	X	X	X
238616-1	MCI-LF4-FD-03	08/02/23	680-238616-15	WG	FD (MCI-LF4-GWC-1)	X	X	X
238616-1	MCI-GWC-23	08/03/23	680-238616-16	WG		X	X	X
238616-1	MCI-LF4-FB-06	08/03/23	680-238616-17	WQ	FB	X	X	X

Abbreviations:  
 EB – Equipment Blank  
 FB – Field Blank  
 FD – Field Duplicate  
 QC – Quality Control  
 SDG – Sample Delivery Group  
 TDS – Total Dissolved Solids  
 WG – Groundwater  
 WQ – Water Quality Control

Plant McIntosh Landfill No. 4  
2023 Annual Groundwater Monitoring and Corrective Action Report

TABLE 2  
Georgia Power Company – McIntosh LF4  
Qualifier Summary Table – July 2023

SDG	Field Identification	Constituent	New RL	New MDL or MDC	Qualifier	Reason
238616-1	MCI-GWC-11	Zinc			J	Blank detection
238616-1	MCI-GWC-17	Zinc			J	Blank detection
238616-1	MCI-GWC-18	Zinc		0.0044	ND	Blank detection
238616-1	MCI-GWC-19	Zinc			J	Blank detection
238616-1	MCI-GWC-20	Zinc		0.0040	ND	Blank detection
238616-1	MCI-LF4-FD-04	Zinc		0.0047	ND	Blank detection
238616-1	MCI-LF4-EB-08	Zinc			J	Blank detection
238616-1	MCI-GWC-21	Zinc		0.0047	ND	Blank detection
238616-1	MCI-LF4-GWC-1	Zinc			J	Blank detection
238616-1	MCI-GWC-9	Zinc		0.0032	ND	Blank detection
238616-1	MCI-GWC-10	Zinc		0.0046	ND	Blank detection
238616-1	MCI-GWC-12	Zinc		0.0036	ND	Blank detection
238616-1	MCI-LF4-FB-05	Zinc		0.0030	ND	Blank detection
238616-1	MCI-LF4-FD-03	Zinc		0.0040	ND	Blank detection
238616-1	MCI-GWC-23	Zinc		0.0049	ND	Blank detection
238616-1	MCI-LF4-FB-06	Zinc			J	Blank detection
238616-1	MCI-GWC-18	Fluoride			J	LCSD outside QC criterion
238616-1	MCI-GWC-19	Fluoride			J	LCSD outside QC criterion
238616-1	MCI-GWC-20	Fluoride			J	LCSD outside QC criterion
238616-1	MCI-LF4-EB-07	Fluoride			J	LCSD outside QC criterion
238616-1	MCI-LF4-FD-04	Fluoride			J	LCSD outside QC criterion
238616-1	MCI-LF4-EB-08	Fluoride			J	LCSD outside QC criterion
238616-1	MCI-GWC-9	Fluoride			J	LCSD outside QC criterion
238616-1	MCI-GWC-10	Fluoride			J	LCSD outside QC criterion
238616-1	MCI-LF4-FB-05	Fluoride			J	LCSD outside QC criterion
238616-1	MCI-GWC-23	Fluoride			J	LCSD outside QC criterion
238616-1	MCI-LF4-FB-06	Fluoride			J	LCSD outside QC criterion
238616-1	MCI-GWC-20	Chromium			J	RPD exceeds field goal
238616-1	MCI-LF4-FD-04	Chromium			J	RPD exceeds field goal
238616-1	MCI-GWC-20	Nickel			J	RPD exceeds field goal
238616-1	MCI-LF4-FD-04	Nickel			J	RPD exceeds field goal
238616-1	MCI-GWC-1	Zinc			J	RPD exceeds field goal
238616-1	MCI-LF4-FD-03	Zinc			J	RPD exceeds field goal

Abbreviations:  
MDC – Minimum Detectable Concentration  
MDL – Method Detection Limit  
MS/MSD – Matrix Spike / Matrix Spike Duplicate  
RL – Reporting Limit  
RPD – Relative Percent Difference  
SDG – Sample Delivery Group  
TDS – Total Dissolved Solids

Qualifiers:  
J – Estimated Result  
ND – Non-Detect Result

# Low-Flow Test Report:

Test Date / Time: 8/2/2023 10:30:26 AM

Project: Plant McIntosh LF4

Operator Name: Toby Johnson

<b>Location Name: GWC-1</b> <b>Well Diameter: 2 in</b> <b>Casing Type: PVC</b> <b>Screen Length: 10 ft</b> <b>Top of Screen: 18.29 ft</b> <b>Total Depth: 28.29 ft</b> <b>Initial Depth to Water: 16.79 ft</b>	<b>Pump Type: Peri Pump</b> <b>Tubing Type: Poly</b> <b>Pump Intake From TOC: 23 ft</b> <b>Estimated Total Volume Pumped: 6 liter</b> <b>Flow Cell Volume: 90 ml</b> <b>Final Flow Rate: 200 ml/min</b> <b>Final Draw Down: 2.52 in</b>	<b>Instrument Used: Aqua TROLL 400</b> <b>Serial Number: 965658</b>
--	---	--

## Test Notes:

Sunny, sampled at 1100

## Low-Flow Readings:

Date Time	Elapsed Time	pH	Temperature	Specific Conductivity	RDO Concentration	Turbidity	ORP	Depth to Water	Flow
		+/- 0.1	+/- 2	+/- 5 %	+/- 10 %	+/- 10	+/- 100	+/- 0.3	
8/2/2023 10:30 AM	00:00	4.62 pH	22.66 °C	39.65 µS/cm	3.01 mg/L	13.70 NTU	100.4 mV	16.79 ft	200.00 ml/min
8/2/2023 10:35 AM	05:00	4.66 pH	22.19 °C	39.76 µS/cm	3.04 mg/L	7.00 NTU	95.5 mV	17.00 ft	200.00 ml/min
8/2/2023 10:40 AM	10:00	4.70 pH	22.31 °C	39.50 µS/cm	2.99 mg/L	5.59 NTU	92.9 mV	17.00 ft	200.00 ml/min
8/2/2023 10:45 AM	15:00	4.68 pH	22.41 °C	38.90 µS/cm	3.01 mg/L	2.67 NTU	94.7 mV	17.00 ft	200.00 ml/min
8/2/2023 10:50 AM	20:00	4.69 pH	22.29 °C	38.69 µS/cm	3.01 mg/L	1.98 NTU	95.4 mV	17.00 ft	200.00 ml/min
8/2/2023 10:55 AM	25:00	4.69 pH	22.27 °C	38.37 µS/cm	3.02 mg/L	2.00 NTU	96.0 mV	17.00 ft	200.00 ml/min
8/2/2023 11:00 AM	30:00	4.73 pH	22.29 °C	37.94 µS/cm	3.00 mg/L	1.97 NTU	95.2 mV	17.00 ft	200.00 ml/min

## Samples

Sample ID:	Description:
------------	--------------



# Low-Flow Test Report:

Test Date / Time: 8/1/2023 2:20:20 PM

Project: Plant McIntosh LF4

Operator Name: Toby Johnson

<b>Location Name: GWA-2</b> <b>Well Diameter: 2 in</b> <b>Casing Type: PVC</b> <b>Screen Length: 10 ft</b> <b>Top of Screen: 18.47 ft</b> <b>Total Depth: 28.47 ft</b> <b>Initial Depth to Water: 18.72 ft</b>	<b>Pump Type: Peri Pump</b> <b>Tubing Type: Poly</b> <b>Pump Intake From TOC: 23 ft</b> <b>Estimated Total Volume Pumped: 19.25 liter</b> <b>Flow Cell Volume: 90 ml</b> <b>Final Flow Rate: 275 ml/min</b> <b>Final Draw Down: 2.16 in</b>	<b>Instrument Used: Aqua TROLL 400</b> <b>Serial Number: 965658</b>
--	---	--

## Test Notes:

Sunny, sampled at 1530

## Low-Flow Readings:

Date Time	Elapsed Time	pH	Temperature	Specific Conductivity	RDO Concentration	Turbidity	ORP	Depth to Water	Flow
		+/- 0.1	+/- 2	+/- 5 %	+/- 10 %	+/- 10	+/- 100	+/- 0.3	
8/1/2023 2:20 PM	00:00	4.41 pH	22.69 °C	31.82 µS/cm	4.72 mg/L	33.60 NTU	112.5 mV	18.72 ft	275.00 ml/min
8/1/2023 2:25 PM	05:00	4.44 pH	22.33 °C	32.61 µS/cm	4.61 mg/L	26.90 NTU	109.5 mV	18.90 ft	275.00 ml/min
8/1/2023 2:30 PM	10:00	4.38 pH	22.36 °C	32.38 µS/cm	4.70 mg/L	24.90 NTU	112.1 mV	18.90 ft	275.00 ml/min
8/1/2023 2:35 PM	15:00	4.38 pH	22.26 °C	32.44 µS/cm	4.70 mg/L	17.30 NTU	113.2 mV	18.90 ft	275.00 ml/min
8/1/2023 2:40 PM	20:00	4.38 pH	22.41 °C	32.16 µS/cm	4.66 mg/L	12.80 NTU	113.0 mV	18.90 ft	275.00 ml/min
8/1/2023 2:45 PM	25:00	4.36 pH	22.42 °C	32.17 µS/cm	4.67 mg/L	8.66 NTU	114.9 mV	18.90 ft	275.00 ml/min
8/1/2023 2:50 PM	30:00	4.38 pH	22.49 °C	32.28 µS/cm	4.62 mg/L	3.04 NTU	115.0 mV	18.90 ft	275.00 ml/min
8/1/2023 2:55 PM	35:00	4.39 pH	22.44 °C	32.18 µS/cm	4.61 mg/L	1.69 NTU	115.1 mV	18.90 ft	275.00 ml/min
8/1/2023 3:00 PM	40:00	4.39 pH	22.45 °C	31.84 µS/cm	4.57 mg/L	1.38 NTU	116.3 mV	18.90 ft	275.00 ml/min
8/1/2023 3:05 PM	45:00	4.38 pH	22.54 °C	31.58 µS/cm	4.56 mg/L	1.21 NTU	117.7 mV	18.90 ft	275.00 ml/min
8/1/2023 3:10 PM	50:00	4.39 pH	22.23 °C	31.78 µS/cm	4.61 mg/L	1.16 NTU	118.5 mV	18.90 ft	275.00 ml/min
8/1/2023 3:15 PM	55:00	4.37 pH	22.57 °C	31.92 µS/cm	4.58 mg/L	1.07 NTU	119.9 mV	18.90 ft	275.00 ml/min
8/1/2023 3:20 PM	01:00:00	4.40 pH	22.51 °C	31.54 µS/cm	4.56 mg/L	0.81 NTU	119.6 mV	18.90 ft	275.00 ml/min
8/1/2023 3:25 PM	01:05:00	4.40 pH	22.62 °C	31.54 µS/cm	4.57 mg/L	0.84 NTU	120.1 mV	18.90 ft	275.00 ml/min
8/1/2023 3:30 PM	01:10:00	4.37 pH	22.68 °C	31.95 µS/cm	4.60 mg/L	0.70 NTU	121.5 mV	18.90 ft	275.00 ml/min

# Low-Flow Test Report:

Test Date / Time: 8/2/2023 9:25:04 AM

Project: Plant McIntosh LF4

Operator Name: Toby Johnson

<b>Location Name: GWA-3</b> <b>Well Diameter: 2 in</b> <b>Casing Type: PVC</b> <b>Screen Length: 10 ft</b> <b>Top of Screen: 28.31 ft</b> <b>Total Depth: 38.31 ft</b> <b>Initial Depth to Water: 23.86 ft</b>	<b>Pump Type: Peri Pump</b> <b>Tubing Type: Poly</b> <b>Pump Intake From TOC: 33 ft</b> <b>Estimated Total Volume Pumped: 3 liter</b> <b>Flow Cell Volume: 90 ml</b> <b>Final Flow Rate: 100 ml/min</b> <b>Final Draw Down: 32.88 in</b>	<b>Instrument Used: Aqua TROLL 400</b> <b>Serial Number: 965658</b>
--	--	--

## Test Notes:

Sunny, sampled at 0955

## Low-Flow Readings:

Date Time	Elapsed Time	pH	Temperature	Specific Conductivity	RDO Concentration	Turbidity	ORP	Depth to Water	Flow
		+/- 0.1	+/- 2	+/- 5 %	+/- 10 %	+/- 10	+/- 100	+/- 0.3	
8/2/2023 9:25 AM	00:00	4.99 pH	24.13 °C	26.41 µS/cm	6.00 mg/L	1.97 NTU	77.5 mV	23.86 ft	100.00 ml/min
8/2/2023 9:30 AM	05:00	4.72 pH	24.60 °C	25.14 µS/cm	5.90 mg/L	1.03 NTU	76.3 mV	25.90 ft	100.00 ml/min
8/2/2023 9:35 AM	10:00	4.67 pH	24.75 °C	24.85 µS/cm	5.91 mg/L	1.53 NTU	78.2 mV	26.10 ft	100.00 ml/min
8/2/2023 9:40 AM	15:00	4.69 pH	24.86 °C	24.71 µS/cm	5.86 mg/L	1.64 NTU	76.6 mV	26.30 ft	100.00 ml/min
8/2/2023 9:45 AM	20:00	4.70 pH	24.94 °C	24.72 µS/cm	5.83 mg/L	1.40 NTU	77.2 mV	26.40 ft	100.00 ml/min
8/2/2023 9:50 AM	25:00	4.72 pH	25.07 °C	24.73 µS/cm	5.78 mg/L	1.31 NTU	77.7 mV	26.50 ft	100.00 ml/min
8/2/2023 9:55 AM	30:00	4.71 pH	25.19 °C	24.75 µS/cm	5.76 mg/L	0.99 NTU	79.1 mV	26.60 ft	100.00 ml/min

## Samples

Sample ID:	Description:
------------	--------------

# Low-Flow Test Report:

Test Date / Time: 8/1/2023 9:35:40 AM

Project: Plant McIntosh LF4

Operator Name: Toby Johnson

<b>Location Name: GWA-4A</b> <b>Well Diameter: 2 in</b> <b>Casing Type: PVC</b> <b>Screen Length: 10 ft</b> <b>Top of Screen: 29 ft</b> <b>Total Depth: 39 ft</b> <b>Initial Depth to Water: 27.51 ft</b>	<b>Pump Type: Peri Pump</b> <b>Tubing Type: Poly</b> <b>Pump Intake From TOC: 34 ft</b> <b>Estimated Total Volume Pumped: 4.5 liter</b> <b>Flow Cell Volume: 90 ml</b> <b>Final Flow Rate: 150 ml/min</b> <b>Final Draw Down: 3.48 in</b>	<b>Instrument Used: Aqua TROLL 400</b> <b>Serial Number: 965658</b>
---	---	--

## Test Notes:

Sunny, sampled at 1005

## Low-Flow Readings:

Date Time	Elapsed Time	pH	Temperature	Specific Conductivity	RDO Concentration	Turbidity	ORP	Depth to Water	Flow
		+/- 0.1	+/- 2	+/- 5 %	+/- 10 %	+/- 10	+/- 100	+/- 5	
8/1/2023 9:35 AM	00:00	4.68 pH	25.89 °C	24.78 µS/cm	4.98 mg/L	3.82 NTU	70.6 mV	27.51 ft	150.00 ml/min
8/1/2023 9:40 AM	05:00	4.47 pH	24.56 °C	24.12 µS/cm	5.24 mg/L	3.38 NTU	68.3 mV	27.80 ft	150.00 ml/min
8/1/2023 9:45 AM	10:00	4.48 pH	24.54 °C	24.10 µS/cm	5.23 mg/L	3.54 NTU	67.1 mV	27.80 ft	150.00 ml/min
8/1/2023 9:50 AM	15:00	4.51 pH	24.19 °C	24.09 µS/cm	5.18 mg/L	2.36 NTU	65.8 mV	27.80 ft	150.00 ml/min
8/1/2023 9:55 AM	20:00	4.52 pH	24.52 °C	23.96 µS/cm	5.18 mg/L	2.39 NTU	66.5 mV	27.80 ft	150.00 ml/min
8/1/2023 10:00 AM	25:00	4.50 pH	24.50 °C	23.97 µS/cm	5.21 mg/L	2.30 NTU	69.3 mV	27.80 ft	150.00 ml/min
8/1/2023 10:05 AM	30:00	4.53 pH	24.62 °C	24.11 µS/cm	5.21 mg/L	1.55 NTU	67.9 mV	27.80 ft	150.00 ml/min

## Samples

Sample ID:	Description:
------------	--------------

# Low-Flow Test Report:

Test Date / Time: 8/1/2023 10:35:22 AM

Project: Plant McIntosh LF4

Operator Name: Toby Johnson

<b>Location Name: GWA-5</b> <b>Well Diameter: 2 in</b> <b>Casing Type: PVC</b> <b>Screen Length: 10 ft</b> <b>Top of Screen: 31.71 ft</b> <b>Total Depth: 41.71 ft</b> <b>Initial Depth to Water: 26.26 ft</b>	<b>Pump Type: Peri Pump</b> <b>Tubing Type: Poly</b> <b>Pump Intake From TOC: 36 ft</b> <b>Estimated Total Volume Pumped: 6.29 liter</b> <b>Flow Cell Volume: 90 ml</b> <b>Final Flow Rate: 200 ml/min</b> <b>Final Draw Down: 2.88 in</b>	<b>Instrument Used: Aqua TROLL 400</b> <b>Serial Number: 965658</b>
--	--	--

## Test Notes:

Sunny, sampled at 1106

## Low-Flow Readings:

Date Time	Elapsed Time	pH	Temperature	Specific Conductivity	RDO Concentration	Turbidity	ORP	Depth to Water	Flow
		+/- 0.1	+/- 2	+/- 5 %	+/- 10 %	+/- 10	+/- 100	+/- 0.3	
8/1/2023 10:35 AM	00:00	4.89 pH	26.01 °C	30.19 µS/cm	4.16 mg/L	3.66 NTU	80.1 mV	26.26 ft	200.00 ml/min
8/1/2023 10:40 AM	05:00	4.92 pH	23.72 °C	31.88 µS/cm	3.99 mg/L	2.98 NTU	79.2 mV	26.40 ft	200.00 ml/min
8/1/2023 10:45 AM	10:00	4.94 pH	23.61 °C	32.13 µS/cm	3.97 mg/L	2.15 NTU	79.0 mV	26.50 ft	200.00 ml/min
8/1/2023 10:50 AM	15:00	4.95 pH	23.56 °C	30.89 µS/cm	4.18 mg/L	1.80 NTU	77.3 mV	26.50 ft	200.00 ml/min
8/1/2023 10:55 AM	20:00	4.91 pH	23.79 °C	29.70 µS/cm	4.34 mg/L	1.60 NTU	79.2 mV	26.50 ft	200.00 ml/min
8/1/2023 11:00 AM	25:00	4.92 pH	23.73 °C	30.42 µS/cm	4.33 mg/L	1.29 NTU	80.4 mV	26.50 ft	200.00 ml/min
8/1/2023 11:05 AM	30:00	4.91 pH	23.41 °C	29.48 µS/cm	4.42 mg/L	1.02 NTU	81.1 mV	26.50 ft	200.00 ml/min
8/1/2023 11:06 AM	31:28	4.89 pH	23.54 °C	29.78 µS/cm	4.45 mg/L	1.08 NTU	83.6 mV	26.50 ft	200.00 ml/min

## Samples

Sample ID:	Description:
------------	--------------

# Low-Flow Test Report:

Test Date / Time: 8/2/2023 2:20:04 PM

Project: Plant McIntosh LF4

Operator Name: Toby Johnson

<b>Location Name: GWC-9</b> <b>Well Diameter: 2 in</b> <b>Casing Type: PVC</b> <b>Screen Length: 10 ft</b> <b>Top of Screen: 28.05 ft</b> <b>Total Depth: 38.05 ft</b> <b>Initial Depth to Water: 30.1 ft</b>	<b>Pump Type: Peri Pump</b> <b>Tubing Type: Poly</b> <b>Pump Intake From TOC: 33 ft</b> <b>Estimated Total Volume Pumped: 16.8 liter</b> <b>Flow Cell Volume: 90 ml</b> <b>Final Flow Rate: 280 ml/min</b> <b>Final Draw Down: 7.2 in</b>	<b>Instrument Used: Aqua TROLL 400</b> <b>Serial Number: 965658</b>
---	---	--

## Test Notes:

Rainy, sampled at 1520, MCI-LF4-FB-05 here at 1515

## Low-Flow Readings:

Date Time	Elapsed Time	pH	Temperature	Specific Conductivity	RDO Concentration	Turbidity	ORP	Depth to Water	Flow
		+/- 0.1	+/- 2	+/- 5 %	+/- 10 %	+/- 10	+/- 100	+/- 0.3	
8/2/2023 2:20 PM	00:00	5.35 pH	26.15 °C	58.91 µS/cm	4.21 mg/L	11.30 NTU	112.1 mV	30.10 ft	280.00 ml/min
8/2/2023 2:25 PM	05:00	5.25 pH	23.78 °C	60.90 µS/cm	4.43 mg/L	8.56 NTU	114.5 mV	30.60 ft	280.00 ml/min
8/2/2023 2:30 PM	10:00	5.23 pH	23.43 °C	60.77 µS/cm	4.52 mg/L	5.09 NTU	115.9 mV	30.60 ft	280.00 ml/min
8/2/2023 2:35 PM	15:00	5.20 pH	23.12 °C	59.09 µS/cm	4.53 mg/L	5.11 NTU	117.0 mV	30.60 ft	280.00 ml/min
8/2/2023 2:40 PM	20:00	5.22 pH	22.98 °C	59.96 µS/cm	4.63 mg/L	5.28 NTU	118.5 mV	30.60 ft	280.00 ml/min
8/2/2023 2:45 PM	25:00	5.20 pH	22.77 °C	61.22 µS/cm	4.65 mg/L	5.13 NTU	120.8 mV	30.60 ft	280.00 ml/min
8/2/2023 2:50 PM	30:00	5.18 pH	22.71 °C	61.13 µS/cm	4.62 mg/L	4.15 NTU	122.5 mV	30.70 ft	280.00 ml/min
8/2/2023 2:55 PM	35:00	5.18 pH	22.62 °C	61.51 µS/cm	4.63 mg/L	3.33 NTU	123.1 mV	30.70 ft	280.00 ml/min
8/2/2023 3:00 PM	40:00	5.18 pH	22.63 °C	61.37 µS/cm	4.61 mg/L	2.83 NTU	123.3 mV	30.70 ft	280.00 ml/min
8/2/2023 3:05 PM	45:00	5.18 pH	22.58 °C	61.14 µS/cm	4.62 mg/L	2.28 NTU	123.2 mV	30.70 ft	280.00 ml/min
8/2/2023 3:10 PM	50:00	5.19 pH	22.58 °C	61.40 µS/cm	4.56 mg/L	1.59 NTU	123.6 mV	30.70 ft	280.00 ml/min
8/2/2023 3:15 PM	55:00	5.18 pH	22.63 °C	61.76 µS/cm	4.60 mg/L	1.50 NTU	124.3 mV	30.70 ft	280.00 ml/min
8/2/2023 3:20 PM	01:00:00	5.16 pH	22.67 °C	61.47 µS/cm	4.62 mg/L	1.34 NTU	125.5 mV	30.70 ft	280.00 ml/min

## Samples

# Low-Flow Test Report:

Test Date / Time: 8/2/2023 12:40:08 PM

Project: Plant McIntosh LF4

Operator Name: Toby Johnson

<b>Location Name: GWC-10</b> <b>Well Diameter: 2 in</b> <b>Casing Type: PVC</b> <b>Screen Length: 10 ft</b> <b>Top of Screen: 23.16 ft</b> <b>Total Depth: 33.16 ft</b> <b>Initial Depth to Water: 25.57 ft</b>	<b>Pump Type: Peri Pump</b> <b>Tubing Type: Poly</b> <b>Pump Intake From TOC: 28 ft</b> <b>Estimated Total Volume Pumped: 16.2 liter</b> <b>Flow Cell Volume: 90 ml</b> <b>Final Flow Rate: 270 ml/min Final Draw Down: 1.56 in</b>	<b>Instrument Used: Aqua TROLL 400</b> <b>Serial Number: 965658</b>
---	--	--

## Test Notes:

Sunny, sampled at 1340

## Low-Flow Readings:

Date Time	Elapsed Time	pH	Temperature	Specific Conductivity	RDO Concentration	Turbidity	ORP	Depth to Water	Flow
		+/- 0.1	+/- 2	+/- 5 %	+/- 10 %	+/- 10	+/- 100	+/- 0.3	
8/2/2023 12:40 PM	00:00	6.27 pH	24.78 °C	283.29 µS/cm	1.05 mg/L	8.22 NTU	112.5 mV	25.57 ft	270.00 ml/min
8/2/2023 12:45 PM	05:00	6.58 pH	21.86 °C	293.92 µS/cm	0.98 mg/L	6.21 NTU	109.8 mV	25.70 ft	270.00 ml/min
8/2/2023 12:50 PM	10:00	6.61 pH	21.82 °C	274.19 µS/cm	1.32 mg/L	3.69 NTU	108.9 mV	25.70 ft	270.00 ml/min
8/2/2023 12:55 PM	15:00	6.55 pH	21.78 °C	262.61 µS/cm	1.49 mg/L	1.47 NTU	108.5 mV	25.70 ft	270.00 ml/min
8/2/2023 1:00 PM	20:00	6.52 pH	21.76 °C	253.36 µS/cm	1.46 mg/L	1.11 NTU	108.0 mV	25.70 ft	270.00 ml/min
8/2/2023 1:05 PM	25:00	6.46 pH	22.05 °C	241.40 µS/cm	1.46 mg/L	1.29 NTU	107.7 mV	25.70 ft	270.00 ml/min
8/2/2023 1:10 PM	30:00	6.42 pH	22.13 °C	233.55 µS/cm	1.47 mg/L	1.55 NTU	107.9 mV	25.70 ft	270.00 ml/min
8/2/2023 1:15 PM	35:00	6.38 pH	22.44 °C	224.36 µS/cm	1.46 mg/L	1.43 NTU	107.6 mV	25.70 ft	270.00 ml/min
8/2/2023 1:20 PM	40:00	6.36 pH	22.62 °C	220.33 µS/cm	1.43 mg/L	1.98 NTU	107.5 mV	25.70 ft	270.00 ml/min
8/2/2023 1:25 PM	45:00	6.34 pH	22.67 °C	215.60 µS/cm	1.43 mg/L	1.77 NTU	107.5 mV	25.70 ft	270.00 ml/min
8/2/2023 1:30 PM	50:00	6.31 pH	22.67 °C	211.98 µS/cm	1.46 mg/L	0.80 NTU	107.8 mV	25.70 ft	270.00 ml/min
8/2/2023 1:35 PM	55:00	6.30 pH	22.78 °C	208.54 µS/cm	1.46 mg/L	0.51 NTU	107.8 mV	25.70 ft	270.00 ml/min
8/2/2023 1:40 PM	01:00:00	6.28 pH	22.88 °C	205.38 µS/cm	1.48 mg/L	0.69 NTU	108.2 mV	25.70 ft	270.00 ml/min

## Samples

# Low-Flow Test Report:

Test Date / Time: 8/2/2023 3:02:08 PM

Project: Plant McIntosh LF4

Operator Name: Taylor Goble

<b>Location Name: GWC-11</b> <b>Well Diameter: 2 in</b> <b>Casing Type: PVC</b> <b>Screen Length: 10 ft</b> <b>Top of Screen: 33.22 ft</b> <b>Total Depth: 43.22 ft</b> <b>Initial Depth to Water: 34.09 ft</b>	<b>Pump Type: Portable Bladder Pump</b> <b>Tubing Type: Poly</b> <b>Pump Intake From TOC: 38 ft</b> <b>Estimated Total Volume Pumped: 17.5 liter</b> <b>Flow Cell Volume: 90 ml</b> <b>Final Flow Rate: 250 ml/min</b> <b>Final Draw Down: 3.12 in</b>	<b>Instrument Used: Aqua TROLL 400</b> <b>Serial Number: 989619</b>
---	--	--

## Test Notes:

Cloudy 85 degrees. Sampled at 1612.

## Low-Flow Readings:

Date Time	Elapsed Time	pH	Temperature	Specific Conductivity	RDO Concentration	Turbidity	ORP	Depth to Water	Flow
		+/- 0.1	+/- 2	+/- 5 %	+/- 10 %	+/- 10	+/- 25	+/- 0.3	
8/2/2023 3:02 PM	00:00	7.43 pH	23.25 °C	198.36 µS/cm	1.60 mg/L	20.80 NTU	-24.3 mV	34.35 ft	250.00 ml/min
8/2/2023 3:07 PM	05:00	6.91 pH	22.30 °C	149.58 µS/cm	2.07 mg/L	13.70 NTU	8.1 mV	34.35 ft	250.00 ml/min
8/2/2023 3:12 PM	10:00	6.69 pH	22.09 °C	134.17 µS/cm	2.23 mg/L	7.05 NTU	34.6 mV	34.35 ft	250.00 ml/min
8/2/2023 3:17 PM	15:00	6.67 pH	21.99 °C	134.17 µS/cm	2.08 mg/L	6.06 NTU	44.1 mV	34.35 ft	250.00 ml/min
8/2/2023 3:22 PM	20:00	6.65 pH	21.99 °C	132.32 µS/cm	1.98 mg/L	4.45 NTU	48.7 mV	34.35 ft	250.00 ml/min
8/2/2023 3:27 PM	25:00	6.63 pH	22.05 °C	128.43 µS/cm	1.96 mg/L	3.74 NTU	51.4 mV	34.35 ft	250.00 ml/min
8/2/2023 3:32 PM	30:00	6.59 pH	22.05 °C	123.46 µS/cm	2.01 mg/L	3.35 NTU	53.8 mV	34.35 ft	250.00 ml/min
8/2/2023 3:37 PM	35:00	6.55 pH	22.07 °C	119.08 µS/cm	2.09 mg/L	3.20 NTU	55.7 mV	34.35 ft	250.00 ml/min
8/2/2023 3:42 PM	40:00	6.49 pH	22.12 °C	112.71 µS/cm	2.24 mg/L	3.04 NTU	57.6 mV	34.35 ft	250.00 ml/min
8/2/2023 3:47 PM	45:00	6.45 pH	22.16 °C	108.86 µS/cm	2.39 mg/L	2.88 NTU	59.5 mV	34.35 ft	250.00 ml/min
8/2/2023 3:52 PM	50:00	6.40 pH	22.24 °C	103.81 µS/cm	2.53 mg/L	2.98 NTU	61.3 mV	34.35 ft	250.00 ml/min
8/2/2023 3:57 PM	55:00	6.38 pH	22.43 °C	101.59 µS/cm	2.63 mg/L	2.91 NTU	62.0 mV	34.35 ft	250.00 ml/min
8/2/2023 4:02 PM	01:00:00	6.35 pH	22.66 °C	97.68 µS/cm	2.69 mg/L	2.83 NTU	63.7 mV	34.35 ft	250.00 ml/min
8/2/2023 4:07 PM	01:05:00	6.34 pH	22.61 °C	97.76 µS/cm	2.78 mg/L	2.66 NTU	64.1 mV	34.35 ft	250.00 ml/min
8/2/2023 4:12 PM	01:10:00	6.32 pH	22.78 °C	95.44 µS/cm	2.79 mg/L	2.50 NTU	64.8 mV	34.35 ft	250.00 ml/min



# Low-Flow Test Report:

Test Date / Time: 8/2/2023 11:40:04 AM

Project: Plant McIntosh LF4

Operator Name: Toby Johnson

<b>Location Name: GWC-12</b> <b>Well Diameter: 2 in</b> <b>Casing Type: PVC</b> <b>Screen Length: 10 ft</b> <b>Top of Screen: 31.1 ft</b> <b>Total Depth: 41.1 ft</b> <b>Initial Depth to Water: 28.48 ft</b>	<b>Pump Type: Peri Pump</b> <b>Tubing Type: Poly</b> <b>Pump Intake From TOC: 36 ft</b> <b>Estimated Total Volume Pumped: 7.5 liter</b> <b>Flow Cell Volume: 90 ml</b> <b>Final Flow Rate: 250 ml/min</b> <b>Final Draw Down: 2.64 in</b>	<b>Instrument Used: Aqua TROLL 400</b> <b>Serial Number: 965658</b>
---	---	--

## Test Notes:

Sunny, sampled at 1210

## Low-Flow Readings:

Date Time	Elapsed Time	pH	Temperature	Specific Conductivity	RDO Concentration	Turbidity	ORP	Depth to Water	Flow
		+/- 0.1	+/- 2	+/- 5 %	+/- 10 %	+/- 10	+/- 100	+/- 0.3	
8/2/2023 11:40 AM	00:00	4.80 pH	23.31 °C	24.83 µS/cm	6.68 mg/L	2.36 NTU	102.1 mV	28.48 ft	250.00 ml/min
8/2/2023 11:45 AM	05:00	4.81 pH	23.11 °C	24.95 µS/cm	6.38 mg/L	1.92 NTU	101.9 mV	28.70 ft	250.00 ml/min
8/2/2023 11:50 AM	10:00	4.79 pH	23.08 °C	24.73 µS/cm	6.44 mg/L	1.35 NTU	103.8 mV	28.70 ft	250.00 ml/min
8/2/2023 11:55 AM	15:00	4.80 pH	23.26 °C	24.79 µS/cm	6.44 mg/L	1.46 NTU	103.5 mV	28.70 ft	250.00 ml/min
8/2/2023 12:00 PM	20:00	4.82 pH	23.79 °C	24.76 µS/cm	6.33 mg/L	1.19 NTU	103.1 mV	28.70 ft	250.00 ml/min
8/2/2023 12:05 PM	25:00	4.77 pH	23.75 °C	24.75 µS/cm	6.25 mg/L	1.32 NTU	105.5 mV	28.70 ft	250.00 ml/min
8/2/2023 12:10 PM	30:00	4.79 pH	24.19 °C	24.53 µS/cm	6.18 mg/L	1.04 NTU	105.4 mV	28.70 ft	250.00 ml/min

## Samples

Sample ID:	Description:
------------	--------------

# Low-Flow Test Report:

**Test Date / Time:** 8/1/2023 11:30:21 AM

**Project:** Plant McIntosh LF4

**Operator Name:** Toby Johnson

<b>Location Name:</b> GWA-13 <b>Well Diameter:</b> 2 in <b>Casing Type:</b> PVC <b>Screen Length:</b> 10 ft <b>Top of Screen:</b> 30.11 m <b>Total Depth:</b> 40.11 ft <b>Initial Depth to Water:</b> 26.8 ft	<b>Pump Type:</b> Peri Pump <b>Tubing Type:</b> Poly <b>Pump Intake From TOC:</b> 35 ft <b>Estimated Total Volume Pumped:</b> 11 liter <b>Flow Cell Volume:</b> 90 ml <b>Final Flow Rate:</b> 275 ml/min <b>Final Draw Down:</b> 0 in	<b>Instrument Used:</b> Aqua TROLL 400 <b>Serial Number:</b> 965658
---	---	--

## Test Notes:

Sunny, sampled at 1210

## Low-Flow Readings:

Date Time	Elapsed Time	pH	Temperature	Specific Conductivity	RDO Concentration	Turbidity	ORP	Depth to Water	Flow
		+/- 0.1	+/- 2	+/- 5 %	+/- 10 %	+/- 10	+/- 100	+/- 0.3	
8/1/2023 11:30 AM	00:00	4.84 pH	30.42 °C	17.04 µS/cm	5.87 mg/L	6.45 NTU	81.8 mV	26.80 ft	275.00 ml/min
8/1/2023 11:35 AM	05:00	4.64 pH	23.89 °C	18.45 µS/cm	7.36 mg/L	6.13 NTU	86.6 mV	26.80 ft	275.00 ml/min
8/1/2023 11:40 AM	10:00	4.59 pH	23.79 °C	19.95 µS/cm	6.63 mg/L	6.79 NTU	87.4 mV	26.80 ft	275.00 ml/min
8/1/2023 11:45 AM	15:00	4.57 pH	24.09 °C	21.44 µS/cm	6.07 mg/L	4.10 NTU	85.1 mV	26.80 ft	275.00 ml/min
8/1/2023 11:50 AM	20:00	4.65 pH	24.53 °C	18.17 µS/cm	6.79 mg/L	4.42 NTU	88.1 mV	26.80 ft	275.00 ml/min
8/1/2023 11:55 AM	25:00	4.57 pH	24.90 °C	19.79 µS/cm	6.46 mg/L	5.15 NTU	89.5 mV	26.80 ft	275.00 ml/min
8/1/2023 12:00 PM	30:00	4.55 pH	24.59 °C	20.28 µS/cm	6.08 mg/L	3.81 NTU	91.0 mV	26.80 ft	275.00 ml/min
8/1/2023 12:05 PM	35:00	4.52 pH	23.72 °C	21.27 µS/cm	5.75 mg/L	2.70 NTU	91.7 mV	26.80 ft	275.00 ml/min
8/1/2023 12:10 PM	40:00	4.53 pH	23.92 °C	21.26 µS/cm	5.69 mg/L	2.03 NTU	91.0 mV	26.80 ft	275.00 ml/min

## Samples

Sample ID:	Description:
------------	--------------

# Low-Flow Test Report:

Test Date / Time: 8/2/2023 9:00:06 AM

Project: Plant McIntosh LF4

Operator Name: J. Berisford

<b>Location Name: GWA-14</b> <b>Well Diameter: 2 in</b> <b>Casing Type: PVC</b> <b>Screen Length: 10 ft</b> <b>Top of Screen: 40.13 ft</b> <b>Total Depth: 50.13 ft</b> <b>Initial Depth to Water: 27.97 ft</b>	<b>Pump Type: Peri Pump</b> <b>Tubing Type: Poly</b> <b>Pump Intake From TOC: 45 ft</b> <b>Estimated Total Volume Pumped: 4.5 liter</b> <b>Flow Cell Volume: 90 ml</b> <b>Final Flow Rate: 150 ml/min</b> <b>Final Draw Down: 7.5 in</b>	<b>Instrument Used: Aqua TROLL 400</b> <b>Serial Number: 965678</b>
---	--	--

## Test Notes:

Sunny, sample time-0930

## Low-Flow Readings:

Date Time	Elapsed Time	pH	Temperature	Specific Conductivity	RDO Concentration	Turbidity	ORP	Depth to Water	Flow
		+/- 0.1	+/- 10	+/- 5 %	+/- 10 %	+/- 5	+/- 100	+/- 0.3	
8/2/2023 9:00 AM	00:00	6.63 pH	29.23 °C	25.93 µS/cm	7.58 mg/L	3.11 NTU	236.2 mV	27.97 ft	150.00 ml/min
8/2/2023 9:05 AM	05:00	5.01 pH	25.49 °C	22.34 µS/cm	6.76 mg/L	2.38 NTU	103.4 mV	28.50 ft	150.00 ml/min
8/2/2023 9:10 AM	10:00	4.77 pH	24.20 °C	21.33 µS/cm	6.96 mg/L	2.51 NTU	90.8 mV	28.60 ft	150.00 ml/min
8/2/2023 9:15 AM	15:00	4.78 pH	24.15 °C	21.06 µS/cm	6.89 mg/L	2.56 NTU	79.5 mV	28.60 ft	150.00 ml/min
8/2/2023 9:20 AM	20:00	4.77 pH	24.18 °C	20.86 µS/cm	6.84 mg/L	2.21 NTU	74.6 mV	28.60 ft	150.00 ml/min
8/2/2023 9:25 AM	25:00	4.82 pH	24.24 °C	20.73 µS/cm	6.81 mg/L	2.53 NTU	71.1 mV	28.60 ft	150.00 ml/min
8/2/2023 9:30 AM	30:00	4.82 pH	24.25 °C	20.72 µS/cm	6.82 mg/L	2.55 NTU	70.9 mV	28.60 ft	150.00 ml/min

## Samples

Sample ID:	Description:
------------	--------------

# Low-Flow Test Report:

Test Date / Time: 8/1/2023 3:10:09 PM

Project: Plant McIntosh LF4

Operator Name: J. Berisford

<b>Location Name: GWA-15</b> <b>Well Diameter: 2 in</b> <b>Casing Type: PVC</b> <b>Screen Length: 10 ft</b> <b>Top of Screen: 30.3 ft</b> <b>Total Depth: 40.3 ft</b> <b>Initial Depth to Water: 24.38 ft</b>	<b>Pump Type: Peri Pump</b> <b>Tubing Type: Poly</b> <b>Pump Intake From TOC: 35 ft</b> <b>Estimated Total Volume Pumped: 5.25 Liters</b> <b>Flow Cell Volume: 90 ml</b> <b>Final Flow Rate: 175 ml/min</b> <b>Final Draw Down: 3.8 in</b>	<b>Instrument Used: Aqua TROLL 400</b> <b>Serial Number: 965678</b>
---	--	--

## Test Notes:

Sunny, sample time-1540

## Low-Flow Readings:

Date Time	Elapsed Time	pH	Temperature	Specific Conductivity	RDO Concentration	Turbidity	ORP	Depth to Water	Flow
		+/- 0.1	+/- 10	+/- 5 %	+/- 10 %	+/- 5	+/- 100	+/- 0.3	
8/1/2023 3:10 PM	00:00	5.18 pH	29.65 °C	0.28 µS/cm	7.12 mg/L	17.00 NTU	115.6 mV	24.38 ft	175.00 ml/min
8/1/2023 3:15 PM	05:00	4.66 pH	24.70 °C	22.07 µS/cm	6.70 mg/L	16.00 NTU	79.0 mV	24.60 ft	175.00 ml/min
8/1/2023 3:20 PM	10:00	4.68 pH	23.63 °C	21.99 µS/cm	6.76 mg/L	14.00 NTU	77.1 mV	24.70 ft	175.00 ml/min
8/1/2023 3:25 PM	15:00	4.61 pH	23.50 °C	21.58 µS/cm	7.24 mg/L	8.52 NTU	78.9 mV	24.70 ft	175.00 ml/min
8/1/2023 3:30 PM	20:00	4.56 pH	24.13 °C	21.12 µS/cm	7.14 mg/L	5.65 NTU	80.6 mV	24.70 ft	175.00 ml/min
8/1/2023 3:35 PM	25:00	4.60 pH	24.28 °C	21.11 µS/cm	7.24 mg/L	5.11 NTU	77.4 mV	24.70 ft	175.00 ml/min
8/1/2023 3:40 PM	30:00	4.58 pH	24.32 °C	20.88 µS/cm	7.22 mg/L	4.15 NTU	79.3 mV	24.70 ft	175.00 ml/min

## Samples

Sample ID:	Description:
------------	--------------

# Low-Flow Test Report:

Test Date / Time: 8/1/2023 1:35:08 PM

Project: Plant McIntosh LF4

Operator Name: J. Berisford

<b>Location Name: GWA-16</b> <b>Well Diameter: 2 in</b> <b>Casing Type: PVC</b> <b>Screen Length: 10 ft</b> <b>Top of Screen: 30.27 ft</b> <b>Total Depth: 40.27 ft</b> <b>Initial Depth to Water: 26.1 ft</b>	<b>Pump Type: Peri Pump</b> <b>Tubing Type: Poly</b> <b>Pump Intake From TOC: 35 ft</b> <b>Estimated Total Volume Pumped: 7.8 liter</b> <b>Flow Cell Volume: 90 ml</b> <b>Final Flow Rate: 175 ml/min</b> <b>Final Draw Down: 5 in</b>	<b>Instrument Used: Aqua TROLL 400</b> <b>Serial Number: 965678</b>
--	--	--

## Test Notes:

Sunny, sample time-1420

## Low-Flow Readings:

Date Time	Elapsed Time	pH	Temperature	Specific Conductivity	RDO Concentration	Turbidity	ORP	Depth to Water	Flow
		+/- 0.1	+/- 10	+/- 5 %	+/- 10 %	+/- 5	+/- 100	+/- 0.3	
8/1/2023 1:35 PM	00:00	6.45 pH	29.26 °C	35.09 µS/cm	7.42 mg/L	21.00 NTU	225.4 mV	26.10 ft	175.00 ml/min
8/1/2023 1:40 PM	05:00	4.59 pH	24.65 °C	21.50 µS/cm	6.55 mg/L	16.00 NTU	82.3 mV	26.40 ft	175.00 ml/min
8/1/2023 1:45 PM	10:00	4.54 pH	24.32 °C	21.63 µS/cm	6.50 mg/L	6.77 NTU	73.2 mV	26.50 ft	175.00 ml/min
8/1/2023 1:50 PM	15:00	4.48 pH	24.21 °C	21.19 µS/cm	6.49 mg/L	7.21 NTU	73.7 mV	26.50 ft	175.00 ml/min
8/1/2023 1:55 PM	20:00	4.52 pH	24.52 °C	21.22 µS/cm	6.48 mg/L	8.87 NTU	72.6 mV	26.50 ft	175.00 ml/min
8/1/2023 2:00 PM	25:00	4.51 pH	24.41 °C	20.98 µS/cm	6.40 mg/L	6.41 NTU	75.2 mV	26.50 ft	175.00 ml/min
8/1/2023 2:05 PM	30:00	4.50 pH	24.60 °C	20.92 µS/cm	6.44 mg/L	5.93 NTU	77.4 mV	26.50 ft	175.00 ml/min
8/1/2023 2:10 PM	35:00	4.49 pH	24.15 °C	20.84 µS/cm	6.39 mg/L	5.42 NTU	79.9 mV	26.50 ft	175.00 ml/min
8/1/2023 2:15 PM	40:00	4.52 pH	24.84 °C	21.01 µS/cm	6.42 mg/L	5.18 NTU	79.0 mV	26.50 ft	175.00 ml/min
8/1/2023 2:20 PM	45:00	4.47 pH	25.65 °C	21.00 µS/cm	6.32 mg/L	4.75 NTU	82.1 mV	26.50 ft	175.00 ml/min

## Samples

Sample ID:	Description:
------------	--------------

# Low-Flow Test Report:

Test Date / Time: 8/2/2023 10:30:05 AM

Project: Plant McIntosh LF4

Operator Name: J. Berisford

<b>Location Name: GWC-17</b> <b>Well Diameter: 2 in</b> <b>Casing Type: PVC</b> <b>Screen Length: 10 ft</b> <b>Top of Screen: 30.05 ft</b> <b>Total Depth: 40.05 ft</b> <b>Initial Depth to Water: 28.66 ft</b>	<b>Pump Type: Peri Pump</b> <b>Tubing Type: Poly</b> <b>Pump Intake From TOC: 35 ft</b> <b>Estimated Total Volume Pumped: 4.5 Liters</b> <b>Flow Cell Volume: 90 ml</b> <b>Final Flow Rate: 150 ml/min</b> <b>Final Draw Down: 4 in</b>	<b>Instrument Used: Aqua TROLL 400</b> <b>Serial Number: 965678</b>
---	---	--

## Test Notes:

Sunny, sample time-1100

## Low-Flow Readings:

Date Time	Elapsed Time	pH	Temperature	Specific Conductivity	RDO Concentration	Turbidity	ORP	Depth to Water	Flow
		+/- 0.1	+/- 10	+/- 5 %	+/- 10 %	+/- 5	+/- 100	+/- 0.3	
8/2/2023 10:30 AM	00:00	5.20 pH	30.48 °C	0.37 µS/cm	7.48 mg/L	6.35 NTU	126.3 mV	28.66 ft	150.00 ml/min
8/2/2023 10:35 AM	05:00	4.96 pH	24.87 °C	26.94 µS/cm	5.76 mg/L	5.83 NTU	80.5 mV	28.80 ft	150.00 ml/min
8/2/2023 10:40 AM	10:00	5.00 pH	24.20 °C	27.13 µS/cm	5.77 mg/L	4.58 NTU	77.8 mV	29.00 ft	150.00 ml/min
8/2/2023 10:45 AM	15:00	5.00 pH	24.42 °C	27.11 µS/cm	5.75 mg/L	3.33 NTU	78.6 mV	29.00 ft	150.00 ml/min
8/2/2023 10:50 AM	20:00	5.02 pH	24.33 °C	26.91 µS/cm	5.63 mg/L	2.81 NTU	78.1 mV	29.00 ft	150.00 ml/min
8/2/2023 10:55 AM	25:00	5.00 pH	24.42 °C	26.82 µS/cm	5.55 mg/L	2.35 NTU	79.3 mV	29.00 ft	150.00 ml/min
8/2/2023 11:00 AM	30:00	4.99 pH	24.65 °C	26.89 µS/cm	5.56 mg/L	2.28 NTU	79.8 mV	29.00 ft	150.00 ml/min

## Samples

Sample ID:	Description:
------------	--------------

# Low-Flow Test Report:

Test Date / Time: 8/2/2023 11:35:06 AM

Project: Plant McIntosh LF4

Operator Name: J. Berisford

<b>Location Name: GWC-18</b> <b>Well Diameter: 2 in</b> <b>Casing Type: PVC</b> <b>Screen Length: 10 ft</b> <b>Top of Screen: 32.2 ft</b> <b>Total Depth: 42.2 ft</b> <b>Initial Depth to Water: 36.38 ft</b>	<b>Pump Type: Portable bladder pump</b> <b>Tubing Type: Poly</b> <b>Pump Intake From TOC: 40 ft</b> <b>Estimated Total Volume Pumped: 31.2 Liters</b> <b>Flow Cell Volume: 90 ml</b> <b>Final Flow Rate: 250 ml/min</b> <b>Final Draw Down: 5 in</b>	<b>Instrument Used: Aqua TROLL 400</b> <b>Serial Number: 965678</b>
---	--	--

## Test Notes:

Sunny, sample time-1340, EB-07 here

## Low-Flow Readings:

Date Time	Elapsed Time	pH	Temperature	Specific Conductivity	RDO Concentration	Turbidity	ORP	Depth to Water	Flow
		+/- 0.1	+/- 10	+/- 5 %	+/- 10 %	+/- 5	+/- 100	+/- 0.3	
8/2/2023 11:35 AM	00:00	5.35 pH	33.33 °C	0.13 µS/cm	7.05 mg/L	42.00 NTU	108.2 mV	36.38 ft	250.00 ml/min
8/2/2023 11:40 AM	05:00	5.88 pH	24.19 °C	68.21 µS/cm	5.09 mg/L	40.00 NTU	89.2 mV	36.70 ft	250.00 ml/min
8/2/2023 11:45 AM	10:00	5.95 pH	23.02 °C	67.88 µS/cm	5.23 mg/L	39.00 NTU	86.4 mV	36.80 ft	250.00 ml/min
8/2/2023 11:50 AM	15:00	5.94 pH	23.20 °C	66.49 µS/cm	5.09 mg/L	38.00 NTU	80.8 mV	36.80 ft	250.00 ml/min
8/2/2023 11:55 AM	20:00	5.96 pH	22.91 °C	66.60 µS/cm	4.96 mg/L	35.00 NTU	79.3 mV	36.80 ft	250.00 ml/min
8/2/2023 12:00 PM	25:00	5.96 pH	22.58 °C	67.74 µS/cm	4.86 mg/L	36.00 NTU	79.2 mV	36.80 ft	250.00 ml/min
8/2/2023 12:05 PM	30:00	5.99 pH	22.51 °C	70.06 µS/cm	4.76 mg/L	33.00 NTU	79.5 mV	36.80 ft	250.00 ml/min
8/2/2023 12:10 PM	35:00	6.03 pH	22.40 °C	72.81 µS/cm	4.69 mg/L	31.00 NTU	79.4 mV	36.80 ft	250.00 ml/min
8/2/2023 12:15 PM	40:00	6.07 pH	22.40 °C	75.62 µS/cm	4.65 mg/L	29.00 NTU	79.0 mV	36.80 ft	250.00 ml/min
8/2/2023 12:20 PM	45:00	6.10 pH	22.31 °C	78.27 µS/cm	4.63 mg/L	27.00 NTU	79.0 mV	36.80 ft	250.00 ml/min
8/2/2023 12:25 PM	50:00	6.14 pH	22.15 °C	80.87 µS/cm	4.59 mg/L	25.00 NTU	79.2 mV	36.80 ft	250.00 ml/min
8/2/2023 12:30 PM	55:00	6.17 pH	22.04 °C	83.45 µS/cm	4.53 mg/L	23.00 NTU	79.4 mV	36.80 ft	250.00 ml/min
8/2/2023 12:35 PM	01:00:00	6.21 pH	22.12 °C	85.79 µS/cm	4.47 mg/L	22.00 NTU	79.2 mV	36.80 ft	250.00 ml/min
8/2/2023 12:40 PM	01:05:00	6.23 pH	21.87 °C	87.37 µS/cm	4.43 mg/L	20.00 NTU	80.2 mV	36.80 ft	250.00 ml/min
8/2/2023 12:45 PM	01:10:00	6.24 pH	21.91 °C	89.60 µS/cm	4.35 mg/L	15.00 NTU	80.7 mV	36.80 ft	250.00 ml/min



8/2/2023 12:50 PM	01:15:00	6.25 pH	21.86 °C	91.28 µS/cm	4.31 mg/L	13.00 NTU	81.0 mV	36.80 ft	250.00 ml/min
8/2/2023 12:55 PM	01:20:00	6.27 pH	21.82 °C	91.92 µS/cm	4.28 mg/L	8.45 NTU	81.0 mV	36.80 ft	250.00 ml/min
8/2/2023 1:00 PM	01:25:00	6.28 pH	21.78 °C	92.33 µS/cm	4.28 mg/L	8.07 NTU	81.4 mV	36.80 ft	250.00 ml/min
8/2/2023 1:05 PM	01:30:00	6.28 pH	22.04 °C	93.63 µS/cm	4.23 mg/L	7.52 NTU	81.1 mV	36.80 ft	250.00 ml/min
8/2/2023 1:10 PM	01:35:00	6.27 pH	22.89 °C	93.77 µS/cm	4.24 mg/L	7.17 NTU	82.9 mV	36.80 ft	250.00 ml/min
8/2/2023 1:19 PM	01:43:58	6.27 pH	23.21 °C	94.19 µS/cm	4.18 mg/L	7.19 NTU	81.7 mV	36.80 ft	250.00 ml/min
8/2/2023 1:20 PM	01:44:59	6.28 pH	23.29 °C	94.93 µS/cm	4.17 mg/L	5.88 NTU	81.1 mV	36.80 ft	250.00 ml/min
8/2/2023 1:25 PM	01:49:59	6.27 pH	23.39 °C	95.12 µS/cm	4.14 mg/L	5.67 NTU	82.1 mV	36.80 ft	250.00 ml/min
8/2/2023 1:30 PM	01:54:59	6.28 pH	23.31 °C	94.94 µS/cm	4.15 mg/L	5.06 NTU	82.3 mV	36.80 ft	250.00 ml/min
8/2/2023 1:35 PM	01:59:59	6.28 pH	23.18 °C	95.97 µS/cm	4.14 mg/L	4.49 NTU	82.6 mV	36.80 ft	250.00 ml/min
8/2/2023 1:40 PM	02:04:59	6.28 pH	23.20 °C	95.78 µS/cm	4.09 mg/L	4.03 NTU	82.8 mV	36.80 ft	250.00 ml/min

## Samples

Sample ID:	Description:
------------	--------------

# Low-Flow Test Report:

Test Date / Time: 8/2/2023 2:20:04 PM

Project: Plant McIntosh LF4

Operator Name: J. Berisford

<b>Location Name: GWC-19</b> <b>Well Diameter: 2 in</b> <b>Casing Type: PVC</b> <b>Screen Length: 10 ft</b> <b>Top of Screen: 27.8 ft</b> <b>Total Depth: 37.8 ft</b> <b>Initial Depth to Water: 30.26 ft</b>	<b>Pump Type: Peri Pump</b> <b>Tubing Type: Poly</b> <b>Pump Intake From TOC: 35 ft</b> <b>Estimated Total Volume Pumped: 15 Liters</b> <b>Flow Cell Volume: 90 ml</b> <b>Final Flow Rate: 250 ml/min</b> <b>Final Draw Down: 3 in</b>	<b>Instrument Used: Aqua TROLL 400</b> <b>Serial Number: 965678</b>
---	--	--

## Test Notes:

Cloudy, sample time-1529

## Low-Flow Readings:

Date Time	Elapsed Time	pH	Temperature	Specific Conductivity	RDO Concentration	Turbidity	ORP	Depth to Water	Flow
		+/- 0.1	+/- 10	+/- 5 %	+/- 10 %	+/- 5	+/- 100	+/- 0.3	
8/2/2023 2:20 PM	00:00	5.67 pH	24.82 °C	62.64 µS/cm	3.27 mg/L	5.99 NTU	88.9 mV	30.26 ft	250.00 ml/min
8/2/2023 2:25 PM	05:00	5.47 pH	23.92 °C	55.38 µS/cm	3.98 mg/L	5.06 NTU	90.8 mV	30.50 ft	250.00 ml/min
8/2/2023 2:30 PM	10:00	5.46 pH	23.52 °C	52.12 µS/cm	4.37 mg/L	5.21 NTU	90.5 mV	30.50 ft	250.00 ml/min
8/2/2023 2:35 PM	15:00	5.42 pH	23.43 °C	49.90 µS/cm	4.35 mg/L	4.07 NTU	90.6 mV	30.50 ft	250.00 ml/min
8/2/2023 2:40 PM	20:00	5.42 pH	23.08 °C	50.15 µS/cm	4.42 mg/L	3.74 NTU	92.0 mV	30.50 ft	250.00 ml/min
8/2/2023 2:45 PM	25:00	5.43 pH	23.21 °C	50.76 µS/cm	4.39 mg/L	3.16 NTU	92.5 mV	30.50 ft	250.00 ml/min
8/2/2023 2:50 PM	30:00	5.40 pH	23.25 °C	50.76 µS/cm	4.32 mg/L	2.84 NTU	92.8 mV	30.50 ft	250.00 ml/min
8/2/2023 2:55 PM	35:00	5.44 pH	23.29 °C	51.17 µS/cm	4.31 mg/L	1.55 NTU	92.9 mV	30.50 ft	250.00 ml/min
8/2/2023 3:00 PM	40:00	5.42 pH	23.26 °C	50.67 µS/cm	4.33 mg/L	1.69 NTU	93.4 mV	30.50 ft	250.00 ml/min
8/2/2023 3:05 PM	45:00	5.45 pH	23.25 °C	51.68 µS/cm	4.25 mg/L	1.83 NTU	93.0 mV	30.50 ft	250.00 ml/min
8/2/2023 3:10 PM	50:00	5.43 pH	23.35 °C	51.30 µS/cm	4.24 mg/L	1.73 NTU	94.3 mV	30.50 ft	250.00 ml/min
8/2/2023 3:15 PM	55:00	5.44 pH	23.34 °C	51.38 µS/cm	4.21 mg/L	1.68 NTU	94.1 mV	30.50 ft	250.00 ml/min
8/2/2023 3:20 PM	01:00:00	5.42 pH	23.50 °C	51.46 µS/cm	4.18 mg/L	1.38 NTU	95.0 mV	30.50 ft	250.00 ml/min

## Samples

# Low-Flow Test Report:

Test Date / Time: 8/2/2023 3:45:14 PM

Project: Plant McIntosh LF4

Operator Name: J. Berisford

<b>Location Name: GWC-20</b> <b>Well Diameter: 2 in</b> <b>Casing Type: PVC</b> <b>Screen Length: 10 ft</b> <b>Top of Screen: 20.13 ft</b> <b>Total Depth: 30.13 ft</b> <b>Initial Depth to Water: 23.69 ft</b>	<b>Pump Type: Peri Pump</b> <b>Tubing Type: Poly</b> <b>Pump Intake From TOC: 25 ft</b> <b>Estimated Total Volume Pumped: 12.37 Liters</b> <b>Flow Cell Volume: 90 ml</b> <b>Final Flow Rate: 275 ml/min</b> <b>Final Draw Down: 1.3 in</b>	<b>Instrument Used: Aqua TROLL 400</b> <b>Serial Number: 965678</b>
---	---	--

## Test Notes:

Sunny, sample time-1630, FD-04 here

## Low-Flow Readings:

Date Time	Elapsed Time	pH	Temperature	Specific Conductivity	RDO Concentration	Turbidity	ORP	Depth to Water	Flow
		+/- 0.1	+/- 10	+/- 5 %	+/- 10 %	+/- 5	+/- 100	+/- 0.3	
8/2/2023 3:45 PM	00:00	4.76 pH	23.00 °C	32.26 µS/cm	5.01 mg/L	7.69 NTU	101.2 mV	23.69 ft	275.00 ml/min
8/2/2023 3:50 PM	05:00	4.69 pH	21.84 °C	32.58 µS/cm	5.19 mg/L	19.00 NTU	103.9 mV	23.80 ft	275.00 ml/min
8/2/2023 3:55 PM	10:00	4.72 pH	21.91 °C	32.56 µS/cm	5.11 mg/L	13.00 NTU	101.6 mV	23.80 ft	275.00 ml/min
8/2/2023 4:00 PM	15:00	4.73 pH	22.05 °C	32.17 µS/cm	4.76 mg/L	8.28 NTU	103.0 mV	23.80 ft	275.00 ml/min
8/2/2023 4:05 PM	20:00	4.75 pH	21.91 °C	32.12 µS/cm	4.85 mg/L	3.85 NTU	101.4 mV	23.80 ft	275.00 ml/min
8/2/2023 4:10 PM	25:00	4.70 pH	21.88 °C	32.26 µS/cm	4.87 mg/L	3.62 NTU	104.3 mV	23.80 ft	275.00 ml/min
8/2/2023 4:15 PM	30:00	4.72 pH	21.99 °C	32.33 µS/cm	4.55 mg/L	2.88 NTU	103.0 mV	23.80 ft	275.00 ml/min
8/2/2023 4:20 PM	35:00	4.72 pH	22.00 °C	32.42 µS/cm	4.68 mg/L	1.54 NTU	103.1 mV	23.80 ft	275.00 ml/min
8/2/2023 4:25 PM	40:00	4.70 pH	22.02 °C	32.40 µS/cm	4.51 mg/L	1.62 NTU	104.5 mV	23.80 ft	275.00 ml/min
8/2/2023 4:30 PM	45:00	4.72 pH	22.00 °C	32.25 µS/cm	4.71 mg/L	0.95 NTU	104.5 mV	23.80 ft	275.00 ml/min

## Samples

Sample ID:	Description:
------------	--------------

# Low-Flow Test Report:

Test Date / Time: 8/3/2023 9:15:10 AM

Project: Plant McIntosh LF4

Operator Name: J. Berisford

<b>Location Name: GWC-21</b> <b>Well Diameter: 2 in</b> <b>Casing Type: PVC</b> <b>Screen Length: 10 ft</b> <b>Top of Screen: 17.16 ft</b> <b>Total Depth: 27.16 ft</b> <b>Initial Depth to Water: 21.82 ft</b>	<b>Pump Type: Peri Pump</b> <b>Tubing Type: Poly</b> <b>Pump Intake From TOC: 24 ft</b> <b>Estimated Total Volume Pumped: 10.12 Liters</b> <b>Flow Cell Volume: 90 ml</b> <b>Final Flow Rate: 225 ml/min</b> <b>Final Draw Down: 9.3 in</b>	<b>Instrument Used: Aqua TROLL 400</b> <b>Serial Number: 965678</b>
---	---	--

## Test Notes:

Sunny, sample time-1000

## Low-Flow Readings:

Date Time	Elapsed Time	pH	Temperature	Specific Conductivity	RDO Concentration	Turbidity	ORP	Depth to Water	Flow
		+/- 0.1	+/- 10	+/- 5 %	+/- 10 %	+/- 5	+/- 100	+/- 0.3	
8/3/2023 9:15 AM	00:00	6.60 pH	25.67 °C	36.18 µS/cm	8.20 mg/L	6.37 NTU	245.3 mV	21.82 ft	225.00 ml/min
8/3/2023 9:20 AM	05:00	4.61 pH	22.76 °C	30.64 µS/cm	3.22 mg/L	9.73 NTU	95.7 mV	22.40 ft	225.00 ml/min
8/3/2023 9:25 AM	10:00	4.61 pH	22.02 °C	30.21 µS/cm	3.31 mg/L	13.00 NTU	74.7 mV	22.60 ft	225.00 ml/min
8/3/2023 9:30 AM	15:00	4.62 pH	22.00 °C	29.83 µS/cm	3.31 mg/L	12.00 NTU	68.4 mV	22.60 ft	225.00 ml/min
8/3/2023 9:35 AM	20:00	4.61 pH	22.07 °C	29.80 µS/cm	3.30 mg/L	5.25 NTU	67.0 mV	22.60 ft	225.00 ml/min
8/3/2023 9:40 AM	25:00	4.64 pH	22.11 °C	29.72 µS/cm	3.31 mg/L	4.46 NTU	64.4 mV	22.60 ft	225.00 ml/min
8/3/2023 9:45 AM	30:00	4.57 pH	22.13 °C	29.75 µS/cm	3.29 mg/L	3.21 NTU	68.0 mV	22.60 ft	225.00 ml/min
8/3/2023 9:50 AM	35:00	4.63 pH	22.25 °C	29.71 µS/cm	3.31 mg/L	1.72 NTU	64.6 mV	22.60 ft	225.00 ml/min
8/3/2023 9:55 AM	40:00	4.64 pH	22.19 °C	29.69 µS/cm	3.31 mg/L	0.97 NTU	64.3 mV	22.60 ft	225.00 ml/min
8/3/2023 10:00 AM	45:00	4.61 pH	22.26 °C	29.79 µS/cm	3.33 mg/L	0.89 NTU	65.6 mV	22.60 ft	225.00 ml/min

## Samples

Sample ID:	Description:
------------	--------------

# Low-Flow Test Report:

Test Date / Time: 8/3/2023 9:35:14 AM

Project: Plant McIntosh LF4

Operator Name: Toby Johnson

<b>Location Name: GWC-23</b> <b>Well Diameter: 2 in</b> <b>Casing Type: PVC</b> <b>Screen Length: 10 ft</b> <b>Top of Screen: 23.7 ft</b> <b>Total Depth: 33.7 ft</b> <b>Initial Depth to Water: 29.7 ft</b>	<b>Pump Type: Portable Bladder Pump</b> <b>Tubing Type: Poly</b> <b>Pump Intake From TOC: 32 ft</b> <b>Estimated Total Volume Pumped: 9.75 liter</b> <b>Flow Cell Volume: 90 ml</b> <b>Final Flow Rate: 150 ml/min</b> <b>Final Draw Down: 24 in</b>	<b>Instrument Used: Aqua TROLL 400</b> <b>Serial Number: 965658</b>
--	--	--

## Test Notes:

Sunny, sampled at 1040, MCI-LF4-FB-06 here at 1035

## Low-Flow Readings:

Date Time	Elapsed Time	pH	Temperature	Specific Conductivity	RDO Concentration	Turbidity	ORP	Depth to Water	Flow
		+/- 0.1	+/- 2	+/- 5 %	+/- 10 %	+/- 10	+/- 100	+/- 0.3	
8/3/2023 9:35 AM	00:00	6.54 pH	26.95 °C	66.46 µS/cm	3.04 mg/L	88.10 NTU	78.1 mV	29.70 ft	150.00 ml/min
8/3/2023 9:40 AM	05:00	5.28 pH	23.11 °C	48.08 µS/cm	3.63 mg/L	70.00 NTU	73.9 mV	30.30 ft	150.00 ml/min
8/3/2023 9:45 AM	10:00	5.01 pH	22.36 °C	41.41 µS/cm	4.96 mg/L	58.50 NTU	75.8 mV	30.60 ft	150.00 ml/min
8/3/2023 9:50 AM	15:00	4.97 pH	22.00 °C	38.81 µS/cm	5.14 mg/L	39.40 NTU	72.9 mV	30.80 ft	150.00 ml/min
8/3/2023 9:55 AM	20:00	4.94 pH	21.81 °C	38.26 µS/cm	4.93 mg/L	30.20 NTU	72.5 mV	30.90 ft	150.00 ml/min
8/3/2023 10:00 AM	25:00	4.92 pH	21.76 °C	39.19 µS/cm	4.51 mg/L	22.00 NTU	73.4 mV	31.10 ft	150.00 ml/min
8/3/2023 10:05 AM	30:00	4.95 pH	22.15 °C	41.53 µS/cm	4.10 mg/L	11.70 NTU	72.6 mV	31.40 ft	150.00 ml/min
8/3/2023 10:10 AM	35:00	5.03 pH	22.26 °C	42.58 µS/cm	4.02 mg/L	5.67 NTU	71.0 mV	31.50 ft	150.00 ml/min
8/3/2023 10:15 AM	40:00	5.02 pH	22.34 °C	43.00 µS/cm	4.13 mg/L	6.50 NTU	73.4 mV	31.60 ft	150.00 ml/min
8/3/2023 10:20 AM	45:00	5.08 pH	22.40 °C	42.39 µS/cm	4.58 mg/L	6.09 NTU	72.8 mV	31.60 ft	150.00 ml/min
8/3/2023 10:25 AM	50:00	5.10 pH	22.22 °C	42.48 µS/cm	4.98 mg/L	5.58 NTU	73.6 mV	31.70 ft	150.00 ml/min
8/3/2023 10:30 AM	55:00	5.09 pH	22.25 °C	42.55 µS/cm	5.38 mg/L	4.98 NTU	76.1 mV	31.70 ft	150.00 ml/min
8/3/2023 10:35 AM	01:00:00	5.11 pH	22.26 °C	43.01 µS/cm	5.57 mg/L	4.43 NTU	77.6 mV	31.70 ft	150.00 ml/min
8/3/2023 10:40 AM	01:05:00	5.13 pH	22.37 °C	44.02 µS/cm	5.60 mg/L	2.94 NTU	78.6 mV	31.70 ft	150.00 ml/min



# Daily Instrument Calibration Log

SITE: Plant McIntosh  
 TECHNICIAN: J. Brantford  
 WATER LEVEL: 26 Sol. out  
 WATER LEVEL S/N: 267304

INSTRUMENT S/N: 2673- 950<sup>0</sup> 965678  
 INSTRUMENT TYPE: AquaTroll  
 CAL. SOLUTIONS:  
 ID: pH 4 LOT #: 2611670 EXP. DATE: 8/24  
 ID: pH 7 LOT #: 265304 EXP. DATE: 9/24  
 ID: pH 10 LOT #: 266018 EXP. DATE: 7/24  
 ID: ORP LOT #: 266022 EXP. DATE: 8/23  
 ID: COND LOT #: 267642 EXP. DATE: 8/23

Midday pH check  
 Must be less than .10  
 (6.90-7.10 range)  
 Recalibrate if not within range

Calibration Date: 8/1/23  
 RDO: 100% sat. = 100.0  
 PH: 4.00 = 3.97 7.00 = 7.06 10.00 = 9.90 Midday pH check  
 PH Recal (if needed): 4.00 = 7.00 = 10.00 = 7.0 = called at Noon  
 CONDUCTIVITY: 1413 = 1267  
 ORP (mV) 240 = 209.5 7.0 = post recal check

Calibration Date: 8/2/23  
 RDO: 100% sat. = 97.1  
 PH: 4.00 = 4.67 7.00 = 7.05 10.00 = 10.11 Midday pH check  
 PH Recal (if needed): 4.00 = 7.00 = 10.00 = 7.0 = post recal check  
 CONDUCTIVITY: 1413 = 1508  
 ORP (mV) 240 = 229

Calibration Date: 8/8/23  
 RDO: 100% sat. = 99.0  
 PH: 4.00 = 5.03 7.00 = 7.03 10.00 = 9.96 Midday pH check  
 PH Recal (if needed): 4.00 = 7.00 = 10.00 = 7.0 = only sample 1 mid in AM  
 CONDUCTIVITY: 1413 = 1424  
 ORP (mV) 240 = 231.8 7.0 = post recal check

Calibration Date:  
 RDO: 100% sat. =            Midday pH check  
 PH: 4.00 = 7.00 = 10.00 = 7.0 =  
 PH Recal (if needed): 4.00 = 7.00 = 10.00 = 7.0 = post recal check  
 CONDUCTIVITY: =  
 ORP (mV) =

Calibration Date:  
 RDO: 100% sat. =            Midday pH check  
 PH: 4.00 = 7.00 = 10.00 = 7.0 =  
 PH Recal (if needed): 4.00 = 7.00 = 10.00 = 7.0 = post recal check  
 CONDUCTIVITY: =  
 ORP (mV) =



# Daily Instrument Calibration Log

SITE: Plant McIntosh  
TECHNICIAN: J. Bensford

INSTRUMENT S/N: 22080D066803  
INSTRUMENT TYPE: Hach 2100Q  
CAL. SOLUTION: 0 NTU - LOT # NA EXP. DATE: PJ 4/20  
10 NTU - LOT # A2231 EXP. DATE: 12/23  
20 NTU - LOT # A2264 EXP. DATE: 01/24

Calibration Date: 8/1/23

Calibration Solution	Instrument Reading	
0.0	0.23	NTU
10.0	9.74	NTU
20.0	20.1	NTU

Calibration Date: 8/2/23

Calibration Solution	Instrument Reading	
0.0	0.51	NTU
10.0	9.46	NTU
20.0	20.4	NTU

Calibration Date: 8/3/23

Calibration Solution	Instrument Reading	
0.0	0.54	NTU
10.0	9.80	NTU
20.0	21.1	NTU

Calibration Date:

Calibration Solution	Instrument Reading	
0.0		NTU
10.0		NTU
20.0		NTU

Calibration Date:

Calibration Solution	Instrument Reading	
0.0		NTU
10.0		NTU
20.0		NTU

Calibration Date:

Calibration Solution	Instrument Reading	
0.0		NTU
10.0		NTU
20.0		NTU





# Daily Instrument Calibration Log

SITE: Plant McIntosh  
 TECHNICIAN: Toby Johnson  
 WATER LEVEL: 32210T Solinst  
 WATER LEVEL S/N: 322101

INSTRUMENT S/N: 965658  
 INSTRUMENT TYPE: AquaTroll  
 CAL. SOLUTIONS:

ID: <u>ORP</u>	LOT #: <u>261022</u>	EXP. DATE: <u>9/25</u>
ID: <u>Cond</u>	LOT #: <u>261642</u>	EXP. DATE: <u>9/23</u>
ID: <u>pH 10</u>	LOT #: <u>260018</u>	EXP. DATE: <u>9/23</u>
ID: <u>pH 7</u>	LOT #: <u>866916</u>	EXP. DATE: <u>3/25</u>
ID: <u>pH 4</u>	LOT #: <u>266870</u>	EXP. DATE: <u>5/24</u>
ID:	LOT #:	EXP. DATE:
ID:	LOT #:	EXP. DATE:

Midday pH check  
 Must be less than .10  
 (6.90-7.10 range)  
 Recalibrate if not within range

Calibration Date: 8/1/23

RDO: 100% sat. = 102.00 Midday pH check  
 PH: 4.00 = 4.28 7.00 = 7.11 10.00 = 10.05 7.0 = 7.01  
 PH Recal (if needed): 4.00 = 7.00 = 10.00 = 7.0 = post recal check  
 CONDUCTIVITY: 1413 = 1327.6  
 ORP (mV) 240 = 227.7

Calibration Date: 8/2/23

RDO: 100% sat. = 99.64 Midday pH check  
 PH: 4.00 = 4.02 7.00 = 7.03 10.00 = 10.07 7.0 = 7.02  
 PH Recal (if needed): 4.00 = 7.00 = 10.00 = 7.0 = post recal check  
 CONDUCTIVITY: 1413 = 1260.3  
 ORP (mV) 240 = 231.1

Calibration Date: 8/3/23

RDO: 100% sat. = 100.33 Midday pH check  
 PH: 4.00 = 4.05 7.00 = 7.03 10.00 = 10.01 7.0 = One AM rec  
 PH Recal (if needed): 4.00 = 7.00 = 10.00 = 7.0 = post recal check  
 CONDUCTIVITY: 1413 = 1407.3  
 ORP (mV) 240 = 226.7

Calibration Date:

RDO: 100% sat. =            Midday pH check  
 PH: 4.00 = 7.00 = 10.00 = 7.0 =  
 PH Recal (if needed): 4.00 = 7.00 = 10.00 = 7.0 = post recal check  
 CONDUCTIVITY: =  
 ORP (mV) =

Calibration Date:

RDO: 100% sat. =            Midday pH check  
 PH: 4.00 = 7.00 = 10.00 = 7.0 =  
 PH Recal (if needed): 4.00 = 7.00 = 10.00 = 7.0 = post recal check  
 CONDUCTIVITY: =  
 ORP (mV) =



# Daily Instrument Calibration Log

SITE: Plant McIntosh  
TECHNICIAN: Toby Johnson  
INSTRUMENT S/N: 2208000 01127  
INSTRUMENT TYPE: Hach 2100Q  
CAL. SOLUTION: 0 NTU - LOT # \_\_\_\_\_ EXP. DATE: PI Water (New)  
10 NTU - LOT # A2085 EXP. DATE: 9/23  
20 NTU - LOT # A2200 EXP. DATE: 10/23

Calibration Date: 8/1/23

Calibration Solution	Instrument Reading	
0.0	<u>0.65</u>	NTU
10.0	<u>9.49</u>	NTU
20.0	<u>20.5</u>	NTU

Calibration Date: 8/2/23

Calibration Solution	Instrument Reading	
0.0	<u>0.72</u>	NTU
10.0	<u>9.33</u>	NTU
20.0	<u>20.7</u>	NTU

Calibration Date: 8/3/23

Calibration Solution	Instrument Reading	
0.0	<u>0.72</u>	NTU
10.0	<u>9.57</u>	NTU
20.0	<u>20.6</u>	NTU

Calibration Date:

Calibration Solution	Instrument Reading	
0.0		NTU
10.0		NTU
20.0		NTU

Calibration Date:

Calibration Solution	Instrument Reading	
0.0		NTU
10.0		NTU
20.0		NTU

Calibration Date:

Calibration Solution	Instrument Reading	
0.0		NTU
10.0		NTU
20.0		NTU



# Daily Instrument Calibration Log

SITE: Plant McIntosh  
 TECHNICIAN: T. Goble  
 WATER LEVEL: Solinst  
 WATER LEVEL S/N: 236986

INSTRUMENT S/N: 989619  
 INSTRUMENT TYPE: AquaTroll  
 CAL. SOLUTIONS:  
 ID: pH 4/cond LOT #: 24000044 EXP. DATE: 5/24  
 ID: pH 7 LOT #: 22290139 EXP. DATE: 4/24  
 ID: pH 10 LOT #: 22110130 EXP. DATE: 4/24  
 ID: ORP LOT #: 21390144 EXP. DATE: 11/23  
 ID: \_\_\_\_\_ LOT #: \_\_\_\_\_ EXP. DATE: \_\_\_\_\_ Midday pH check  
 ID: \_\_\_\_\_ LOT #: \_\_\_\_\_ EXP. DATE: \_\_\_\_\_ Must be less than .10  
 ID: \_\_\_\_\_ LOT #: \_\_\_\_\_ EXP. DATE: \_\_\_\_\_ (6.90-7.10 range)  
 Recalibrate if not within range

Calibration Date: 8-1-23  
 RDO: 100% sat. = 98.46% Midday pH check  
 PH: 4.00 = 4.86 7.00 = 7.12 10.00 = 9.99 7.0 = 7.04  
 PH Recal (if needed): 4.00 = \_\_\_\_\_ 7.00 = \_\_\_\_\_ 10.00 = \_\_\_\_\_ 7.0 = NA post recal check ✓  
 CONDUCTIVITY: 4490 = 5217  
 ORP (mV) 228 = 220.5

Calibration Date: 8-2-23  
 RDO: 100% sat. = 101.79 Midday pH check  
 PH: 4.00 = 4.04 7.00 = 7.03 10.00 = 9.98 7.0 = NA  
 PH Recal (if needed): 4.00 = \_\_\_\_\_ 7.00 = \_\_\_\_\_ 10.00 = \_\_\_\_\_ 7.0 = \_\_\_\_\_ post recal check  
 CONDUCTIVITY: 4490 = 4456  
 ORP (mV) 229 = 224.7

Calibration Date: \_\_\_\_\_  
 RDO: 100% sat. = \_\_\_\_\_ Midday pH check  
 PH: 4.00 = \_\_\_\_\_ 7.00 = \_\_\_\_\_ 10.00 = \_\_\_\_\_ 7.0 = \_\_\_\_\_  
 PH Recal (if needed): 4.00 = \_\_\_\_\_ 7.00 = \_\_\_\_\_ 10.00 = \_\_\_\_\_ 7.0 = \_\_\_\_\_ post recal check  
 CONDUCTIVITY: \_\_\_\_\_ = \_\_\_\_\_  
 ORP (mV) \_\_\_\_\_ = \_\_\_\_\_

Calibration Date: \_\_\_\_\_  
 RDO: 100% sat. = \_\_\_\_\_ Midday pH check  
 PH: 4.00 = \_\_\_\_\_ 7.00 = \_\_\_\_\_ 10.00 = \_\_\_\_\_ 7.0 = \_\_\_\_\_  
 PH Recal (if needed): 4.00 = \_\_\_\_\_ 7.00 = \_\_\_\_\_ 10.00 = \_\_\_\_\_ 7.0 = \_\_\_\_\_ post recal check  
 CONDUCTIVITY: \_\_\_\_\_ = \_\_\_\_\_  
 ORP (mV) \_\_\_\_\_ = \_\_\_\_\_

Calibration Date: \_\_\_\_\_  
 RDO: 100% sat. = \_\_\_\_\_ Midday pH check  
 PH: 4.00 = \_\_\_\_\_ 7.00 = \_\_\_\_\_ 10.00 = \_\_\_\_\_ 7.0 = \_\_\_\_\_  
 PH Recal (if needed): 4.00 = \_\_\_\_\_ 7.00 = \_\_\_\_\_ 10.00 = \_\_\_\_\_ 7.0 = \_\_\_\_\_ post recal check  
 CONDUCTIVITY: \_\_\_\_\_ = \_\_\_\_\_  
 ORP (mV) \_\_\_\_\_ = \_\_\_\_\_



# Daily Instrument Calibration Log

SITE: Plant McIntosh  
TECHNICIAN: T. Goble

INSTRUMENT S/N: 15030C039370  
INSTRUMENT TYPE: Hach 2100Q  
CAL. SOLUTION: 0 NTU - LOT # — EXP. DATE: New DI  
10 NTU - LOT # A2264 EXP. DATE: 1/24  
20 NTU - LOT # A2231 EXP. DATE: 12/23

Calibration Date: 8-1-23

Calibration Solution	Instrument Reading	
0.0	0.37	NTU
10.0	10.9	NTU
20.0	22.9	NTU

100 = 101  
800 = 748

Calibration Date: 8-2-23

Calibration Solution	Instrument Reading	
0.0	0.41	NTU
10.0	10.8	NTU
20.0	21.5	NTU

100 = 101  
800 = 786

Calibration Date:

Calibration Solution	Instrument Reading	
0.0		NTU
10.0		NTU
20.0		NTU

Calibration Date:

Calibration Solution	Instrument Reading	
0.0		NTU
10.0		NTU
20.0		NTU

Calibration Date:

Calibration Solution	Instrument Reading	
0.0		NTU
10.0		NTU
20.0		NTU

Calibration Date:

Calibration Solution	Instrument Reading	
0.0		NTU
10.0		NTU
20.0		NTU

**Well Inspection**

Site Name: Plant McIntosh LF4

Date: 7/31/2023

Permit Number: 051-010D(CCR)

Field Conditions: 89 °F

Well ID:	Location/Identification			
	Visible and accessible	Properly identified with correct well ID	Located in high traffic area; does the well require protection from traffic	Acceptable drainage around well (no standing water, not located in obvious drainage flow path)
GWC-1	Yes	Yes	No	Yes
GWA-2	Yes	Yes	No	Yes
GWA-3	Yes	Yes	No	Yes
GWA-4A	Yes	No	No	Yes
GWA-5	Yes	No	No	Yes
GWC-9	Yes	Yes	No	Yes
GWC-10	Yes	Yes	No	Yes
GWC-11	Yes	Yes	No	Yes
GWC-12	Yes	Yes	No	Yes
GWA-13	Yes	Yes	No	Yes
GWA-14	Yes	Yes	No	Yes
GWA-15	Yes	Yes	No	Yes
GWA-16	Yes	Yes	No	Yes
GWC-17	Yes	Yes	No	Yes
GWC-18	Yes	Yes	No	Yes
GWC-19	Yes	Yes	No	Yes
GWC-20	Yes	Yes	No	Yes
GWC-21	Yes	Yes	No	Yes
PZ-22	Yes	No	No	Yes
GWC-23	Yes	Yes	No	Yes

**Well Inspection**

Site Name: Plant Mcintosh LF4

Date: 7/31/2023

Permit Number: 051-010D(CCR)

Field Conditions: 89 °F

Well ID:	Protective Casing				
	Free from apparent damage and able to be secured	No degradation or deterioration	Functioning weep hole	Annular space clear of debris and water, or filled with pea gravel/sand	Locked and is the lock in good condition
GWC-1	Yes	Yes	Yes	Yes	Yes
GWA-2	Yes	Yes	Yes	Yes	Yes
GWA-3	Yes	Yes	Yes	Yes	Yes
GWA-4A	Yes	Yes	Yes	Yes	Yes
GWA-5	Yes	Yes	Yes	Yes	Yes
GWC-9	Yes	Yes	Yes	Yes	Yes
GWC-10	Yes	Yes	Yes	Yes	Yes
GWC-11	Yes	Yes	Yes	Yes	Yes
GWC-12	Yes	Yes	Yes	Yes	Yes
GWA-13	Yes	Yes	Yes	Yes	Yes
GWA-14	Yes	Yes	Yes	Yes	Yes
GWA-15	Yes	Yes	Yes	Yes	Yes
GWA-16	Yes	Yes	Yes	Yes	Yes
GWC-17	Yes	Yes	Yes	Yes	Yes
GWC-18	Yes	Yes	Yes	Yes	Yes
GWC-19	Yes	Yes	Yes	Yes	Yes
GWC-20	Yes	Yes	Yes	Yes	Yes
GWC-21	Yes	Yes	Yes	Yes	Yes
PZ-22	Yes	Yes	Yes	Yes	Yes
GWC-23	Yes	Yes	Yes	Yes	Yes

## Well Inspection

Site Name: Plant McIntosh LF4

Date: 7/31/2023

Permit Number: 051-010D(CCR)

Field Conditions: 89 °F

Well ID:	Surface Pad			Internal Casing		
	Good condition (not cracked/broken)	Sloped away from the protective casing	In complete contact with the ground surface and stable	Cap prevents entry of foreign material into the well	Free of kinks/bends, or any obstructions from foreign objects (such as bailers)	Properly vented for equilibration of air pressure
GWC-1	Yes	Yes	Yes	Yes	Yes	Yes
GWA-2	Yes	Yes	Yes	Yes	Yes	Yes
GWA-3	Yes	Yes	Yes	Yes	Yes	Yes
GWA-4A	Yes	Yes	Yes	Yes	Yes	Yes
GWA-5	Yes	Yes	Yes	Yes	Yes	Yes
GWC-9	Yes	Yes	Yes	Yes	Yes	Yes
GWC-10	Yes	Yes	Yes	Yes	Yes	Yes
GWC-11	Yes	Yes	Yes	Yes	Yes	Yes
GWC-12	Yes	Yes	Yes	Yes	Yes	Yes
GWA-13	Yes	Yes	Yes	Yes	Yes	Yes
GWA-14	Yes	Yes	Yes	Yes	Yes	Yes
GWA-15	Yes	Yes	Yes	Yes	Yes	Yes
GWA-16	Yes	Yes	Yes	Yes	Yes	Yes
GWC-17	Yes	Yes	Yes	Yes	Yes	Yes
GWC-18	Yes	Yes	Yes	Yes	Yes	Yes
GWC-19	Yes	Yes	Yes	Yes	Yes	Yes
GWC-20	Yes	Yes	Yes	Yes	Yes	Yes
GWC-21	Yes	Yes	Yes	Yes	Yes	Yes
PZ-22	Yes	Yes	Yes	Yes	Yes	Yes
GWC-23	Yes	Yes	Yes	Yes	Yes	Yes



### Well Inspection

Site Name: Plant McIntosh LF4

Date: 7/31/2023

Permit Number: 051-010D(CCR)

Field Conditions: 89 °F

	<p><b>Corrective actions as needed, by date:</b></p>
<b>Well ID:</b>	
GWC-1	
GWA-2	
GWA-3	
GWA-4A	New sign ordered.
GWA-5	New sign ordered.
GWC-9	
GWC-10	
GWC-11	
GWC-12	
GWA-13	
GWA-14	
GWA-15	
GWA-16	
GWC-17	
GWC-18	
GWC-19	
GWC-20	
GWC-21	
PZ-22	New sign ordered.
GWC-23	

**APPENDIX B**  
**STATISTICAL ANALYSIS REPORTS**

## APPENDIX B


---

*Statistical Analysis Reports  
February 2023 Monitoring Event*

# GROUNDWATER STATS CONSULTING

August 31, 2023

Southern Company Services  
Attn: Ms. Lauren Hartley  
241 Ralph McGill Blvd NE, Bin 10160  
Atlanta, Georgia 30308



Re: Plant McIntosh Landfill #4  
Statistical Analysis – February 2023

Dear Ms. Hartley,

Groundwater Stats Consulting, formerly the statistical consulting division of Sanitas Technologies, is pleased to provide the statistical analysis of the February 2023 Semi-Annual Groundwater Detection Monitoring statistical analysis for Georgia Power Company's McIntosh Landfill #4. The analysis complies with the federal rule for the Disposal of Coal Combustion Residuals (CCR) from Electric Utilities (CCR Rule, 2015), the Georgia Environmental Protection Division (EPD) Rules for Solid Waste Management Chapter 391-3-4-.10, and follows the United States Environmental Protection Agency (USEPA) Unified Guidance (2009).

Sampling began for the CCR program in 2016, and for the Georgia EPD's Solid Waste Permit as early as 2006 for some wells. At least 8 background samples have been collected at each of the groundwater monitoring wells. Semi-annual sampling for select constituents has been performed for several years in accordance with the Georgia Department of Natural Resources, Environmental Protection Division groundwater monitoring regulations; and all available data are evaluated in this report.

The monitoring well network, as provided by Southern Company Services, consists of the following:

- **Upgradient:** GWA-2, GWA-3, GWA-4A, GWA-5, GWA-13, GWA-14, GWA-15, GWA-16, GWC-17, and GWC-18

- **Downgradient:** GWC-1, GWC-9, GWC-10, GWC-11, GWC-12, GWC-19, GWC-20, GWC-21, and GWC-23

Data were sent electronically to Groundwater Stats Consulting, and the statistical analysis was reviewed by Kristina Rayner, Founder and Senior Statistician Groundwater Stats Consulting. The analysis is prepared according to the recommended statistical methodology prepared in the Fall 2017 by Dr. Kirk Cameron, PhD Statistician with MacStat Consulting, primary author of the USEPA Unified Guidance.

The following constituents were evaluated:

- **CCR Appendix III** - boron, calcium, chloride, fluoride, pH, sulfate, and TDS
- **Georgia EPD Appendix I** - antimony, arsenic, barium, beryllium, cadmium, chromium, cobalt, copper, lead, mercury, nickel, selenium, silver, thallium, vanadium, and zinc

Note that when there are no detections present in downgradient wells for a given constituent, statistical analyses are not required. A list of Appendix I well/constituent pairs with 100% non-detects follows this letter. Since mercury was not required by the previous permit, time series and box plots are provided, but no statistical analyses were required for this constituent.

Due to varying detection limits in background data sets, generally due to improved laboratory practices, a substitution of the most recent reporting limit is used for all non-detects. Note that for calculation of intrawell prediction limits, substitution of the most recent reporting limit is performed separately for each well/parameter pair which can result in a different reporting limit for individual wells. This substitution method generally gives the most conservative limit in each case.

Time series plots for CCR Appendix III and Georgia EPD Appendix I parameters at all wells are provided for the purpose of screening data at these wells (Figure A). Additionally, a separate section of box plots is included for all constituents at upgradient and downgradient wells (Figure B). The time series plots are used to initially screen for suspected outliers and trends, while the box plots provide visual representation of variation within individual wells and between all wells. Values in background which have been flagged as outliers may be seen in a lighter font and as a disconnected symbol on the graphs.

Data at all wells were evaluated during the background screening in 2019 for the following: 1) outliers; 2) trends; 3) most appropriate statistical method based on site

characteristics of groundwater data upgradient of the facility; and 4) eligibility of downgradient wells when intrawell statistical methods are recommended. Power curves are provided in this screening to demonstrate that the selected statistical methods for the parameters listed above comply with the USEPA Unified Guidance and the Georgia Environmental Protection Division Rules for Solid Waste Management Chapter 391-3-4-.10. The EPA suggests the selected statistical method should provide at least 55% power at 3 standard deviations or at least 80% power at 4 standard deviations. Power curves were based on the following:

**Georgia EPD Appendix I Constituents:**

- Semi-Annual Sampling
- Intrawell Prediction Limits with 1-of-2 resample plan (all Georgia EPD parameters)
- # Constituents: 15 (Mercury not included)
- # Downgradient wells: 9

**CCR Appendix III Constituents:**

- Semi-Annual Sampling
- Intrawell Prediction Limits with 1-of-2 resample plan – (sulfate)
- Interwell Prediction Limits with 1-of-2 resample plan – (boron, calcium, chloride, fluoride, pH, and TDS)
- # Constituents: 7
- # Downgradient wells: 9

Parametric prediction limits are utilized when the screened historical data follow a normal or transformed-normal distribution. When data cannot be normalized or the majority of data are non-detects, a nonparametric test is utilized. While the false positive rate associated with the parametric limits is based on an annual 10% (5% for each semi-annual sample event) as recommended by the EPA Unified Guidance (2009), the false positive rate associated with the nonparametric limits is dependent upon the available background sample size, number of future comparisons, and verification resample plan. The distribution of data is tested using the Shapiro-Wilk/Shapiro-Francia test for normality. After testing for normality and performing any adjustments as discussed below (US EPA, 2009), data are analyzed using either parametric or non-parametric prediction limits. Non-detects are handled as follows:

- No statistical analyses are required on wells and analytes containing 100% non-detects (USEPA Unified Guidance, 2009, Chapter 6).

- When data contain <15% non-detects, simple substitution of one-half the reporting limit is utilized in the statistical analysis. The reporting limit utilized for non-detects is the most recent practical quantification limit (PQL) as reported by the laboratory.
- When data contain between 15-50% non-detects, the Kaplan-Meier non-detect adjustment is applied to the background data. This technique adjusts the mean and standard deviation of the historical concentrations to account for concentrations below the reporting limit.
- Nonparametric prediction limits are used on data containing greater than 50% non-detects.

Natural systems continuously evolve due to physical changes made to the environment. Examples include capping a landfill, paving areas near a well, or lining a drainage channel to prevent erosion. Periodic updating of background statistical limits is necessary to accommodate these types of changes. In the interwell case, prediction limits are updated with upgradient well data during each event after careful screening for any new outliers. In the intrawell case, data for all wells and constituents may re-evaluated when a minimum of 4 new data points are available to determine whether earlier concentrations are representative of present-day groundwater quality. In some cases, an earlier portion of data is deselected prior to construction of limits to provide sensitive limits that will rapidly detect changes in groundwater quality. Even though the data are excluded from the calculation, the values will continue to be reported and shown in tables and graphs.

### Two-Step Statistical Analysis

Intrawell statistical methods, combined with a 1-of-2 resample plan, may be used as a conservative first step for identifying potential facility impacts in downgradient wells. Intrawell methods use background data for individual wells and may be overly sensitive to natural variation. In particular for nonparametric limits with small background sample sizes, the probability of a false positive is much higher than the desired annual sitewide rate of 10%. Therefore, a large number of exceedances may occur as a result of natural variation rather than facility impacts. A second step can be used to further evaluate those exceedances and reduce the overall number of SSIs that result from natural variation. In instances where intrawell statistical methods identify an apparent SSI, a second step of interwell statistical evaluation may be used to determine whether the measurement exceeds the sitewide background limit based on pooled upgradient well data. This is similar in concept to the procedure used in compliance monitoring programs where an interwell statistical limit is used to determine "background" (USEPA Unified Guidance (2009), Chapter 7, Section 7.5). For the detection monitoring program, if the result does not exceed sitewide (interwell) background, an SSI is not declared.



When the result exceeds the sitewide (interwell) background, the 1-of-2 resample plan allows for collection of an independent resample to confirm or disconfirm the initial finding. A statistically significant increase is not declared unless the resample also exceeds the intrawell prediction limit (United States Environmental Protection Agency (USEPA) Unified Guidance, March 2009, Chapter 19). When the resamples confirm the initial exceedance, further research would be required to identify the cause of the exceedance (i.e., impact from the site, natural variation, or an off-site source). When any resample falls within the statistical limit, the initial exceedance is considered to be a false positive result, and no further action is necessary. In cases where intrawell and interwell exceedances are noted and no resamples are collected, the initial exceedance will be considered a confirmed statistically significant increase (SSI).

Trend tests, in addition to interwell prediction limits, are recommended for well/constituent pairs found to have an initial intrawell SSI. Trend analysis will provide for detection of long-term changes and potential facility impacts at a given well in cases where the concentrations at that well remain below the sitewide upgradient limits. Thus, the two-step approach has additional capability to detect long-term changes at downgradient wells compared to interwell methods alone. While a trend may be identified by visual inspection, a quantification of the trend and its significance is needed to identify whether concentrations are statistically significantly increasing, decreasing, or remaining stable over time. The absence of a statistically significant increasing trend indicates that an initial intrawell exceedance is short-term and may be the result of natural variation rather than a facility impact to groundwater. If a facility impact has occurred, it will likely result in additional exceedances in future sampling events. When a statistically significant increasing trend is noted, additional data may be needed to provide reasonable evidence that the initial intrawell statistical exceedance is a result of natural variation rather than facility impact.

## **Background Screening Summary – Georgia EPD Appendix I Constituents – Conducted in August 2019**

### Outlier Analysis

Time series plots were used to identify suspected outliers, or extreme values that would result in limits that are not representative of the current background data population. Suspected outliers at all wells and parameters are formally tested using Tukey's box plot method and, when identified, flagged in the computer database with "o" and deselected prior to construction of statistical limits.

Using the Tukey box plot method, several outliers were identified. When the most recent values are identified as outliers, values are not flagged in the database at that time (except in cases where they would cause background limits to be elevated) as they may represent a possible trend. If future values do not remain at similar concentrations, these values will be flagged as outliers and deselected. Several low values exist in the data sets and appear on the graphs as possible low outliers relative to the laboratory's Practical Quantitation Limit. However, these values are observed trace values (i.e., measurements reported by the laboratory between the Method Detection Limit and the Practical Quantitation Limit) and, therefore, were not flagged as outliers. Due to changing reporting limits for many constituents, when the non-detects are replaced with the most recent reporting limit, previously flagged "J" values (or estimated values) may require flagging as outliers if they are much higher than current reporting limits. This was not required during the 2019 screening.

Of the outliers identified by Tukey's method, several values were flagged in the database, and the remaining values were similar to other measurements within a given well or neighboring wells or were reported non-detects. Several other values were flagged in addition to those identified by Tukey's because the values were higher than all remaining concentrations and would cause the statistical limits to be elevated. All flagged values were re-evaluated during the June 2020 analysis. An additional value of cobalt was flagged in well GWC-21. Values for several constituents were unflagged when they were only slightly higher than other detected values and appeared to represent natural variation. The resulting prediction limits will still be conservative, yet less prone to false positives.

Additionally, when any values are flagged in the database as outliers, they are plotted in a disconnected and lighter symbol on the time series graph. The accompanying data pages display the flagged value in a lighter font as well. A substitution of the most recent reporting limit is applied when varying detection limits exist in the data.

### Seasonality

No obvious seasonal patterns were observed on the time series plots for any of the detected data; therefore, no deseasonalizing adjustments were made to the data. When seasonal patterns are observed, data may be deseasonalized so that the resulting limits will correctly account for the seasonality as a predictable pattern rather than random variation or a release.

## Trend Tests

While trends may be identified by visual inspection, a quantification of the trend and its significance is needed. The Sen's Slope/Mann Kendall trend test, which tests for statistically significant increasing or decreasing trends, was used to evaluate data at all upgradient wells and downgradient wells with detections.

In the absence of suspected contamination, significant trending data are typically not included as part of the background data used for construction of prediction limits. This step serves to eliminate the trend and, thus, reduce variation in background. When statistically significant decreasing trends are present, all available data are evaluated to determine whether earlier concentration levels are significantly different from current reported concentrations and are deselected as necessary. A few statistically significant increasing trends were noted for barium in wells GWA-2, GWC-1, and GWA-5 (formerly GWB-5) and adjustments were made to eliminate the trend. The trend test results were included with the screening report, and a summary report of special cases of date ranges used in construction of the statistical limits follows this report.

## Determination of Spatial Variation

The Analysis of Variance (ANOVA) was used to statistically evaluate differences in average concentrations among upgradient wells for constituents detected in downgradient wells. The ANOVA assists in identifying the most appropriate statistical approach. Interwell tests, which compare downgradient well data to statistical limits constructed from pooled upgradient well data, are appropriate when average concentrations are similar across upgradient wells. Intrawell tests, which compare compliance data from a single well to screened historical data within the same well, are appropriate when upgradient wells exhibit spatial variation; when statistical limits constructed from upgradient wells are not representative of the current background data population; and when downgradient water quality is unimpacted compared to upgradient water quality for the same parameter.

The ANOVA identified significant differences among upgradient well data for: arsenic, barium, beryllium, cadmium, calcium, chromium, cobalt, copper, nickel, and thallium. No significant differences were noted for antimony, lead, selenium, vanadium, and zinc. The ANOVA could not test silver as there was no variation in the measurements among the upgradient wells.

Where variation is not identified, this suggests that interwell analysis would be the most appropriate statistical method for these constituents. However, because this is a lined landfill with pre-waste data showing that metals occur naturally in low level

concentrations, intrawell methods are recommended as the primary statistical method for all detected well/constituent pairs.

## **Summary of Background Updates**

### **Background Update Summary – CCR Appendix III – Conducted in March 2020**

Prior to updating background data, Tukey's outlier test and visual screening were used to evaluate data from all wells for intrawell parameters (sulfate) and upgradient wells for interwell parameters (boron, calcium, chloride, fluoride, pH, and TDS) through September 2019. Tukey's test noted potential outliers for all parameters except boron and fluoride, but not all of these values were flagged as most appeared to be representative of natural variation. Only values for sulfate in upgradient well GWC-18 and downgradient well GWC-23 were flagged. As mentioned above, any flagged data are displayed in a lighter font and as a disconnected symbol on the time series reports, as well as in a lighter font on the accompanying data pages.

For constituents requiring intrawell prediction limits (only sulfate in this instance), the Mann-Whitney (Wilcoxon Rank Sum) test was used to compare the medians of historical data through April 2017 to the new compliance samples at each well through September 2019. If the medians of the two groups are not significantly different at the 99% confidence level, background data are typically updated to include the newer compliance data. Statistically significant differences were found between the two groups for the following well/constituent pairs: sulfate in downgradient wells GWC-19, GWC-20, GWC-21, and GWC-23.

Typically, when the test concludes that the medians of the two groups are significantly different, particularly in the downgradient wells, the background data are not updated to include the newer data unless it can be reasonably justified that the change in concentrations reflects a naturally occurring shift unrelated to practices at the site. In studies such as the current one, in which at least one of the segments being compared is of short duration, the comparison is complicated by the fact that normal short-term variation may be mistaken for long-term change in medians. The more recent sulfate concentrations in all four cases with statistically significant Mann-Whitney results tended toward more stable concentrations at slightly lower levels than before; therefore, all four cases were updated and a summary of these results was included in the March 2020 background update.

## **Appendix I and Appendix III Background Update Summary – Conducted in March 2022**

### Outlier Testing

Prior to updating background data during the March 2022 analysis, Tukey's outlier test and visual screening were used to re-evaluate data through August 2021 at all wells for parameters using intrawell prediction limits (All Appendix I parameters and sulfate for Appendix III parameters) and through February 2022 at all upgradient wells for parameters utilizing interwell prediction limits (boron, calcium, chloride, fluoride, pH, and TDS). Tukey's test confirmed previously flagged values and identified potential outliers, but not all of these values were flagged as some measurements appeared to be representative of natural variation. Among the identified values, the highest values for chloride in upgradient well GWA-5, cobalt in downgradient well GWC-12, vanadium in wells GWC-10 and GWC-11, and zinc in upgradient well GWC-18. Although not identified by Tukey's test, high values for vanadium in downgradient wells GWC-9 and GWC-12 were flagged as outliers. This step results in conservative (i.e., lower) limits from a regulatory perspective. Any flagged data are displayed in a lighter font and as a disconnected symbol on the time series reports, as well as in a lighter font on the accompanying data pages. A summary of flagged outliers follows this letter (Figure C).

### Mann Whitney Testing - Intrawell

For constituents requiring intrawell prediction limits (All Appendix I parameters and sulfate for Appendix III parameters), the Mann-Whitney (Wilcoxon Rank Sum) test was used to compare the medians of historical data through July 2018 for Appendix I constituents and through September 2019 for Appendix III constituents to the medians of the new compliance samples at each well through August 2021. Previously truncated data sets discussed above were also compared to the most recent set of measurements through August 2021. If the medians of the two groups are not significantly different at the 99% confidence level, background data are typically updated to include the newer compliance data.

Several statistically significant differences were found between the two groups for the Appendix I and III constituents. Typically, when the test concludes that the medians of the two groups are significantly different, particularly in the downgradient wells, the background data are not updated to include the newer data unless it can be reasonably justified that the change in concentrations reflects a naturally occurring shift unrelated to practices at the site. In studies in which at least one of the segments being compared is

of short duration, the comparison is complicated by the fact that normal short-term variation may be mistaken for long-term change in medians.

In most cases with significant differences for Appendix I parameters, either the current reported measurements were similar to those reported historically, or the magnitudes of the differences in medians were low relative to average concentrations, including the increases in medians for vanadium in downgradient well GWC-10 and thallium in upgradient well GWC-18. For vanadium in GWC-10, the compliance values are within historical concentrations at this well; and for thallium in upgradient well GWC-18, the increase in median value is influence by historical trace values and the compliance values are not above the reporting limit. The records for these well/constituent pairs were updated through August 2021.

Exceptions were the decreases in medians for barium in upgradient well GWC-18 and downgradient wells GWC-19, GWC-20, and GWC-23 and for cobalt in downgradient well GWC-20. For these well/constituent pairs, earlier portions of the records were truncated for the construction of prediction limits in order represent present-day groundwater quality.

Regarding Appendix III parameters that are tested using intrawell prediction limits (sulfate), no statistically significant increases in medians were identified; however, statistically significant decreases in medians were identified for sulfate in downgradient well GWC-23 and upgradient well GWC-18. The records for these well/constituent pairs were updated because the lower concentrations for downgradient well GWC-23 resulted in construction of a more conservative (i.e., lower) statistical limit while the lower concentrations for GWC-18 are upgradient of the facility and resulted in a marginal increase in statistical limits. For upgradient well GWA-14 and downgradient wells GWC-17 and GWC-20, earlier portions of the records were truncated for similar reasons as Appendix I parameters stated above.

All other records were updated through August 2021. The results of the Mann-Whitney test were submitted with the report. A summary of special cases with background data sets utilizing a truncated portion of their record follows this letter.

#### Interwell – Trend Test Evaluation

For parameters which are tested using interwell prediction limits, the Sen's Slope/Mann-Kendall trend test was used to test data in upgradient wells to determine whether concentrations are statistically increasing, decreasing or stable. Statistically significant trends were identified for the following well/constituent pairs:

Increasing

- None

Decreasing

- Calcium: GWA-4A, and GWC-18
- Chloride: GWA-3
- pH: GWA-5, GWA-14, GWA-16, and GWC-18

Although decreasing trends were identified for calcium, chloride, and pH in among upgradient wells, the magnitude of the decrease is marginal relative to the concentrations; therefore, no adjustments were made at this time. As more data are collected, all upgradient well data will be re-evaluated for possible deselection of earlier portions of the records if the measurements no longer represent present-day groundwater quality conditions.

### **Statistical Analysis of Georgia EPD Appendix I Constituents – February 2023**

Intrawell limits constructed from carefully screened background data from within each well serve to provide statistical limits that are representative of the background data population, and that will rapidly identify a change in more recent compliance data from within a given well. The most recent sample from the same well is compared to its respective background. This statistical method removes the element of variation from across wells and eliminates the chance of mistaking natural spatial variation for a release from the facility.

In cases where downgradient average concentrations are higher than observed upgradient concentrations for a given constituent where intrawell analyses are recommended, the current assumption is that this is due to natural spatial variation rather than a result of practices at the landfill. Validation of this assumption requires a separate analysis or investigation that is beyond the scope of this data screening study. However, for this site, the pre-waste data support the assumption of natural variation rather than impacts of the landfill.

#### Intrawell Prediction Limits

Intrawell prediction limits, combined with a 1-of-2 resample plan, were constructed using all available data, except for the cases mentioned above, through August 2021 within each well with detections. (Figure D). Compliance data are compared to these intrawell background limits during each subsequent semi-annual sampling event. Note that prediction limits for vanadium at wells GWA-16 and GWC-12 slightly increased and the prediction limit for vanadium at well GWC-23 slightly decreased as a result of the



reporting limit increasing from 0.001 mg/L to 0.002 mg/L. No significant changes occurred as a result of the reporting limit increase. As mentioned above, no statistical analyses were included for well/constituent pairs with 100% non-detects.

In the event of an initial exceedance of compliance well data, the 1-of-2 resample plan allows for collection of two additional samples to determine whether the initial exceedance is confirmed. When the resample confirms the initial exceedance, a statistically significant increase (SSI) is identified, and further research would be required to identify the cause of the exceedance (i.e., impact from the site, natural variation, or an off-site source). If any resample falls within the statistical limit, the initial exceedance is considered to be a false positive result, and no further action is necessary. A summary of prediction limits follows this report. Statistical exceedances were noted for the following well/constituent pairs:

- Lead: GWA-2 (upgradient)
- Zinc: GWA-16 (upgradient)

### Two-Step Approach

Following the Two-Step analysis procedure, interwell prediction limits would be constructed using pooled upgradient well data for well/constituent pairs with intrawell prediction limit exceedances in downgradient wells. Since no exceedances were found downgradient of the facility, no further action is necessary.

### Trend Tests

When prediction limit exceedances occur in any of the downgradient wells, data are further evaluated using the Sen's Slope/Mann Kendall trend test to determine whether concentrations are statistically increasing, decreasing, or stable at the 99% confidence level. Upgradient wells are included in the trend analyses to identify whether similar patterns exist upgradient of the site which is an indication of variability in groundwater unrelated to practices at the site. Since no exceedances were found downgradient of the facility, no further action is necessary.

## **Statistical Analysis of CCR Appendix III Parameters – February 2023**

### Intrawell Prediction Limits

For sulfate, intrawell prediction limits, combined with a 1-of-2 resample plan, were constructed using all historical data through August 2021 (Figure E). As mentioned above,



intrawell limits constructed from carefully screened background data from within each well serve to provide statistical limits that are representative of the background data population, and that will rapidly identify a change in more recent compliance data from within a given well. The February 2023 samples are compared to these intrawell background limits during this sample event. No exceedances were identified for any of the well/constituent pairs.

### Two-Step Approach

The Two-Step approach as discussed earlier consists of constructing interwell prediction limits using pooled upgradient well data to further evaluate the apparent intrawell prediction limit exceedances. This step was not necessary as no apparent intrawell prediction limit exceedances were identified.

### Interwell Prediction Limits

For boron, calcium, chloride, fluoride, pH, and TDS, interwell prediction limits, combined with a 1-of-2 resample plan, were constructed using all historical upgradient well data through February 2023 (Figure F). Interwell prediction limits pool upgradient well data to establish a background limit for an individual constituent. The February 2023 sample from each downgradient well is compared to the background limit to determine whether initial exceedances are present.

In the event of an initial exceedance of compliance well data, the 1-of-2 resample plan allows for collection of one additional sample to determine whether the initial exceedance is confirmed. If the resample falls within the statistical limit, the initial exceedance is considered to be a false positive result; therefore, no exceedance is noted, and no further action is necessary. If no resample is collected, the original result is considered a confirmed exceedance. No exceedances were identified for any of the well/constituent pairs.

### Trend Tests

When prediction limit exceedances occur in any of the downgradient wells, data are further evaluated using the Sen's Slope/Mann Kendall trend test to determine whether concentrations are statistically increasing, decreasing, or stable at the 99% confidence level. Upgradient wells are included in the trend analyses to identify whether similar patterns exist upgradient of the site which is an indication of variability in groundwater unrelated to practices at the site. This step was not necessary as no statistically significant increases were identified.

## Summary

### Georgia EPD Appendix I

Based on the results of the Appendix I intrawell prediction limits, no statistically significant increases were identified in any of the downgradient wells. The following initial exceedances were identified in upgradient wells:

#### Appendix I Intrawell

- Lead: GWA-2 (upgradient)
- Zinc: GWA-16 (upgradient)

The two-step approach was not necessary for this analysis as no exceedances were found downgradient of the facility.

### CCR Appendix III

Based on the results of the Appendix III constituents requiring intrawell prediction limits for sulfate and interwell prediction limits for boron, calcium, chloride, fluoride, pH, and TDS, no prediction limits exceedances were identified.

Thank you for the opportunity to assist you in the statistical analysis of groundwater quality for Plant McIntosh's Landfill #4. If you have any questions or comments, please feel free to contact us.

For Groundwater Stats Consulting,



Kristina Rayner  
Senior Statistician



Andrew Collins  
Project Manager

# Date Ranges

Date: 3/7/2023 11:06 AM

Plant McIntosh Client: Southern Company Data: McIntosh LF4 CCR

---

**Barium (mg/L)**

- GWA-2 background:1/16/2015-8/17/2021
- GWA-5 background:1/19/2013-8/19/2021
- GWC-1 background:1/20/2013-8/18/2021
- GWC-18 background:8/11/2016-8/19/2021
- GWC-19 background:4/19/2016-8/19/2021
- GWC-20 background:6/16/2016-8/19/2021
- GWC-23 background:7/13/2017-8/19/2021

**Cobalt (mg/L)**

- GWC-20 background:6/16/2016-8/19/2021

**Sulfate (mg/L)**

- GWA-14 background:8/9/2016-8/17/2021
- GWC-17 background:6/15/2016-8/19/2021
- GWC-20 background:8/10/2016-8/19/2021

# 100% Non-Detects: Appendix I

Analysis Run 3/7/2023 10:33 AM View: Appendix I - Intrawell  
Plant McIntosh Client: Southern Company Data: McIntosh LF4 CCR

---

Antimony (mg/L)

GWA-15, GWA-16, GWA-4A, GWA-5, GWC-10, GWC-11, GWC-12, GWC-17, GWC-19, GWC-20, GWC-21, GWC-23, GWC-9

Arsenic (mg/L)

GWA-2

Cadmium (mg/L)

GWA-15, GWA-2, GWA-3, GWA-5, GWC-10, GWC-11, GWC-12

Copper (mg/L)

GWC-10

Lead (mg/L)

GWA-15, GWC-1, GWC-10, GWC-12, GWC-17, GWC-19, GWC-9

Selenium (mg/L)

GWA-14, GWC-12, GWC-17, GWC-23

Silver (mg/L)

GWA-13, GWA-14, GWA-15, GWA-16, GWA-2, GWA-3, GWA-4A, GWA-5, GWC-1, GWC-10, GWC-12, GWC-17, GWC-18, GWC-19, GWC-20, GWC-21, GWC-23, GWC-9

Thallium (mg/L)

GWA-15, GWC-1

# Appendix I Intrawell Prediction Limits - Significant Results

Plant McIntosh Client: Southern Company Data: McIntosh LF4 CCR Printed 3/7/2023, 10:56 AM

Constituent	Well	Upper Lim.	Lower Lim.	Date	Observ.	Sig.	Bg.N	Bg Mean	Std. Dev.	%NDs	ND Adj.	Transform	Alpha	Method
Lead (mg/L)	GWA-2	0.001	n/a	2/7/2023	0.0015	Yes	44	n/a	n/a	97.73	n/a	n/a	0.0009963	NP Intra (NDs) 1 of 2
Zinc (mg/L)	GWA-16	0.006209	n/a	2/7/2023	0.0063	Yes	17	0.003746	0.0009541	41.18	Kaplan-Meier	No	0.0003901	Param Intra 1 of 2

# Appendix I Intrawell Prediction Limits - All Results

Plant McIntosh    Client: Southern Company    Data: McIntosh LF4 CCR    Printed 3/7/2023, 10:56 AM

Constituent	Well	Upper Lim.	Lower Lim.	Date	Observ.	Sig.	Bg N	Bg Mean	Std. Dev.	%NDs	ND Adj.	Transform	Alpha	Method
Antimony (mg/L)	GWA-13	0.002	n/a	2/6/2023	0.002ND	No	23	n/a	n/a	95.65	n/a	n/a	0.003415	NP Intra (NDs) 1 of 2
Antimony (mg/L)	GWA-14	0.002	n/a	2/7/2023	0.002ND	No	23	n/a	n/a	95.65	n/a	n/a	0.003415	NP Intra (NDs) 1 of 2
Antimony (mg/L)	GWA-2	0.002	n/a	2/7/2023	0.002ND	No	44	n/a	n/a	97.73	n/a	n/a	0.0009963	NP Intra (NDs) 1 of 2
Antimony (mg/L)	GWA-3	0.0022	n/a	2/7/2023	0.002ND	No	44	n/a	n/a	95.45	n/a	n/a	0.0009963	NP Intra (NDs) 1 of 2
Antimony (mg/L)	GWC-1	0.002	n/a	2/7/2023	0.002ND	No	44	n/a	n/a	100	n/a	n/a	0.0009963	NP Intra (NDs) 1 of 2
Antimony (mg/L)	GWC-18	0.002	n/a	2/7/2023	0.002ND	No	23	n/a	n/a	95.65	n/a	n/a	0.003415	NP Intra (NDs) 1 of 2
Arsenic (mg/L)	GWA-13	0.001	n/a	2/6/2023	0.001ND	No	23	n/a	n/a	95.65	n/a	n/a	0.003415	NP Intra (NDs) 1 of 2
Arsenic (mg/L)	GWA-14	0.001	n/a	2/7/2023	0.001ND	No	23	n/a	n/a	95.65	n/a	n/a	0.003415	NP Intra (NDs) 1 of 2
Arsenic (mg/L)	GWA-15	0.001	n/a	2/7/2023	0.001ND	No	23	n/a	n/a	86.96	n/a	n/a	0.003415	NP Intra (NDs) 1 of 2
Arsenic (mg/L)	GWA-16	0.001	n/a	2/7/2023	0.001ND	No	23	n/a	n/a	95.65	n/a	n/a	0.003415	NP Intra (NDs) 1 of 2
Arsenic (mg/L)	GWA-3	0.0011	n/a	2/7/2023	0.001ND	No	43	n/a	n/a	93.02	n/a	n/a	0.001037	NP Intra (NDs) 1 of 2
Arsenic (mg/L)	GWA-4A	0.0027	n/a	2/7/2023	0.001ND	No	44	n/a	n/a	75	n/a	n/a	0.0009963	NP Intra (NDs) 1 of 2
Arsenic (mg/L)	GWA-5	0.0027	n/a	2/7/2023	0.001ND	No	46	n/a	n/a	93.48	n/a	n/a	0.0009151	NP Intra (NDs) 1 of 2
Arsenic (mg/L)	GWC-1	0.001	n/a	2/7/2023	0.001ND	No	44	n/a	n/a	97.73	n/a	n/a	0.0009963	NP Intra (NDs) 1 of 2
Arsenic (mg/L)	GWC-10	0.0013	n/a	2/8/2023	0.001ND	No	44	n/a	n/a	79.55	n/a	n/a	0.0009963	NP Intra (NDs) 1 of 2
Arsenic (mg/L)	GWC-11	0.005	n/a	2/8/2023	0.0017	No	44	n/a	n/a	59.09	n/a	n/a	0.0009963	NP Intra (NDs) 1 of 2
Arsenic (mg/L)	GWC-12	0.0011	n/a	2/7/2023	0.001ND	No	44	n/a	n/a	90.91	n/a	n/a	0.0009963	NP Intra (NDs) 1 of 2
Arsenic (mg/L)	GWC-17	0.001	n/a	2/8/2023	0.001ND	No	23	n/a	n/a	82.61	n/a	n/a	0.003415	NP Intra (NDs) 1 of 2
Arsenic (mg/L)	GWC-18	0.001599	n/a	2/7/2023	0.0011	No	23	0.0008505	0.0003091	26.09	Kaplan-Meier	No	0.0003901	Param Intra 1 of 2
Arsenic (mg/L)	GWC-19	0.001	n/a	2/8/2023	0.001ND	No	23	n/a	n/a	86.96	n/a	n/a	0.003415	NP Intra (NDs) 1 of 2
Arsenic (mg/L)	GWC-20	0.001	n/a	2/8/2023	0.001ND	No	23	n/a	n/a	86.96	n/a	n/a	0.003415	NP Intra (NDs) 1 of 2
Arsenic (mg/L)	GWC-21	0.0022	n/a	2/8/2023	0.001ND	No	23	n/a	n/a	73.91	n/a	n/a	0.003415	NP Intra (NDs) 1 of 2
Arsenic (mg/L)	GWC-23	0.0021	n/a	2/8/2023	0.001ND	No	18	n/a	n/a	55.56	n/a	n/a	0.005373	NP Intra (NDs) 1 of 2
Arsenic (mg/L)	GWC-9	0.001	n/a	2/8/2023	0.001ND	No	44	n/a	n/a	93.18	n/a	n/a	0.0009963	NP Intra (NDs) 1 of 2
Barium (mg/L)	GWA-13	0.03	n/a	2/6/2023	0.016	No	23	n/a	n/a	0	n/a	n/a	0.003415	NP Intra (normality) 1 of 2
Barium (mg/L)	GWA-14	0.018	n/a	2/7/2023	0.014	No	23	n/a	n/a	0	n/a	n/a	0.003415	NP Intra (normality) 1 of 2
Barium (mg/L)	GWA-15	0.0298	n/a	2/7/2023	0.025	No	23	0.02488	0.002035	0	None	No	0.0003901	Param Intra 1 of 2
Barium (mg/L)	GWA-16	0.039	n/a	2/7/2023	0.026	No	23	n/a	n/a	0	n/a	n/a	0.003415	NP Intra (normality) 1 of 2
Barium (mg/L)	GWA-2	0.03951	n/a	2/7/2023	0.033	No	21	0.001061	0.000203	0	None	x^2	0.0003901	Param Intra 1 of 2
Barium (mg/L)	GWA-3	0.02824	n/a	2/7/2023	0.012	No	41	0.1253	0.01911	0	None	sqrt(x)	0.0003901	Param Intra 1 of 2
Barium (mg/L)	GWA-4A	0.03912	n/a	2/7/2023	0.015	No	44	0.02332	0.007101	0	None	No	0.0003901	Param Intra 1 of 2
Barium (mg/L)	GWA-5	0.07111	n/a	2/7/2023	0.039	No	26	0.04259	0.01205	0	None	No	0.0003901	Param Intra 1 of 2
Barium (mg/L)	GWC-1	0.05868	n/a	2/7/2023	0.031	No	26	0.04082	0.007541	0	None	No	0.0003901	Param Intra 1 of 2
Barium (mg/L)	GWC-10	0.04584	n/a	2/8/2023	0.017	No	44	-3.805	0.3247	0	None	ln(x)	0.0003901	Param Intra 1 of 2
Barium (mg/L)	GWC-11	0.026	n/a	2/8/2023	0.011	No	43	n/a	n/a	0	n/a	n/a	0.001037	NP Intra (normality) 1 of 2
Barium (mg/L)	GWC-12	0.016	n/a	2/7/2023	0.011	No	44	n/a	n/a	0	n/a	n/a	0.0009963	NP Intra (normality) 1 of 2
Barium (mg/L)	GWC-17	0.021	n/a	2/8/2023	0.02	No	23	n/a	n/a	0	n/a	n/a	0.003415	NP Intra (normality) 1 of 2
Barium (mg/L)	GWC-18	0.02733	n/a	2/7/2023	0.012	No	16	0.01725	0.003856	0	None	No	0.0003901	Param Intra 1 of 2
Barium (mg/L)	GWC-19	0.02234	n/a	2/8/2023	0.01	No	18	0.0143	0.003157	0	None	No	0.0003901	Param Intra 1 of 2
Barium (mg/L)	GWC-20	0.02816	n/a	2/8/2023	0.015	No	17	0.02041	0.003001	0	None	No	0.0003901	Param Intra 1 of 2
Barium (mg/L)	GWC-21	0.02892	n/a	2/8/2023	0.019	No	23	0.1356	0.01422	0	None	sqrt(x)	0.0003901	Param Intra 1 of 2
Barium (mg/L)	GWC-23	0.05222	n/a	2/8/2023	0.016	No	11	0.02973	0.007511	0	None	No	0.0003901	Param Intra 1 of 2
Barium (mg/L)	GWC-9	0.03659	n/a	2/8/2023	0.024	No	44	0.02483	0.005288	0	None	No	0.0003901	Param Intra 1 of 2
Beryllium (mg/L)	GWA-13	0.0025	n/a	2/6/2023	0.0025ND	No	22	n/a	n/a	86.36	n/a	n/a	0.003707	NP Intra (NDs) 1 of 2
Beryllium (mg/L)	GWA-14	0.0025	n/a	2/7/2023	0.0025ND	No	23	n/a	n/a	91.3	n/a	n/a	0.003415	NP Intra (NDs) 1 of 2
Beryllium (mg/L)	GWA-15	0.0025	n/a	2/7/2023	0.0025ND	No	23	n/a	n/a	95.65	n/a	n/a	0.003415	NP Intra (NDs) 1 of 2
Beryllium (mg/L)	GWA-16	0.0025	n/a	2/7/2023	0.0025ND	No	23	n/a	n/a	91.3	n/a	n/a	0.003415	NP Intra (NDs) 1 of 2
Beryllium (mg/L)	GWA-2	0.0025	n/a	2/7/2023	0.0025ND	No	44	n/a	n/a	86.36	n/a	n/a	0.0009963	NP Intra (NDs) 1 of 2
Beryllium (mg/L)	GWA-3	0.0025	n/a	2/7/2023	0.0025ND	No	44	n/a	n/a	95.45	n/a	n/a	0.0009963	NP Intra (NDs) 1 of 2
Beryllium (mg/L)	GWA-4A	0.0025	n/a	2/7/2023	0.0025ND	No	44	n/a	n/a	90.91	n/a	n/a	0.0009963	NP Intra (NDs) 1 of 2
Beryllium (mg/L)	GWA-5	0.0025	n/a	2/7/2023	0.0025ND	No	46	n/a	n/a	93.48	n/a	n/a	0.0009151	NP Intra (NDs) 1 of 2
Beryllium (mg/L)	GWC-1	0.0025	n/a	2/7/2023	0.0025ND	No	44	n/a	n/a	79.55	n/a	n/a	0.0009963	NP Intra (NDs) 1 of 2
Beryllium (mg/L)	GWC-10	0.0025	n/a	2/8/2023	0.0025ND	No	44	n/a	n/a	93.18	n/a	n/a	0.0009963	NP Intra (NDs) 1 of 2
Beryllium (mg/L)	GWC-11	0.0025	n/a	2/8/2023	0.0025ND	No	44	n/a	n/a	95.45	n/a	n/a	0.0009963	NP Intra (NDs) 1 of 2
Beryllium (mg/L)	GWC-12	0.0025	n/a	2/7/2023	0.0025ND	No	44	n/a	n/a	81.82	n/a	n/a	0.0009963	NP Intra (NDs) 1 of 2

# Appendix I Intrawell Prediction Limits - All Results

Plant McIntosh    Client: Southern Company    Data: McIntosh LF4 CCR    Printed 3/7/2023, 10:56 AM

Constituent	Well	Upper Lim.	Lower Lim.	Date	Observ.	Sig.	Bg N	Bg Mean	Std. Dev.	%NDs	ND Adj.	Transform	Alpha	Method
Beryllium (mg/L)	GWC-17	0.001	n/a	2/8/2023	0.00071J	No	22	n/a	n/a	0	n/a	n/a	0.003707	NP Intra (normality) 1 of 2
Beryllium (mg/L)	GWC-18	0.0025	n/a	2/7/2023	0.0025ND	No	23	n/a	n/a	95.65	n/a	n/a	0.003415	NP Intra (NDs) 1 of 2
Beryllium (mg/L)	GWC-19	0.0025	n/a	2/8/2023	0.00022J	No	23	n/a	n/a	56.52	n/a	n/a	0.003415	NP Intra (NDs) 1 of 2
Beryllium (mg/L)	GWC-20	0.0025	n/a	2/8/2023	0.0025ND	No	23	n/a	n/a	56.52	n/a	n/a	0.003415	NP Intra (NDs) 1 of 2
Beryllium (mg/L)	GWC-21	0.0025	n/a	2/8/2023	0.0025ND	No	23	n/a	n/a	91.3	n/a	n/a	0.003415	NP Intra (NDs) 1 of 2
Beryllium (mg/L)	GWC-23	0.0025	n/a	2/8/2023	0.0025ND	No	18	n/a	n/a	88.89	n/a	n/a	0.005373	NP Intra (NDs) 1 of 2
Beryllium (mg/L)	GWC-9	0.0025	n/a	2/8/2023	0.0025ND	No	44	n/a	n/a	90.91	n/a	n/a	0.0009963	NP Intra (NDs) 1 of 2
Cadmium (mg/L)	GWA-13	0.0025	n/a	2/6/2023	0.0025ND	No	23	n/a	n/a	91.3	n/a	n/a	0.003415	NP Intra (NDs) 1 of 2
Cadmium (mg/L)	GWA-14	0.0025	n/a	2/7/2023	0.0025ND	No	23	n/a	n/a	91.3	n/a	n/a	0.003415	NP Intra (NDs) 1 of 2
Cadmium (mg/L)	GWA-16	0.0025	n/a	2/7/2023	0.0025ND	No	23	n/a	n/a	95.65	n/a	n/a	0.003415	NP Intra (NDs) 1 of 2
Cadmium (mg/L)	GWA-4A	0.0025	n/a	2/7/2023	0.0025ND	No	44	n/a	n/a	93.18	n/a	n/a	0.0009963	NP Intra (NDs) 1 of 2
Cadmium (mg/L)	GWC-1	0.0025	n/a	2/7/2023	0.0025ND	No	44	n/a	n/a	100	n/a	n/a	0.0009963	NP Intra (NDs) 1 of 2
Cadmium (mg/L)	GWC-17	0.0008068	n/a	2/8/2023	0.00058J	No	23	0.0005767	0.00009507	0	None	No	0.0003901	Param Intra 1 of 2
Cadmium (mg/L)	GWC-18	0.0025	n/a	2/7/2023	0.0025ND	No	23	n/a	n/a	95.65	n/a	n/a	0.003415	NP Intra (NDs) 1 of 2
Cadmium (mg/L)	GWC-19	0.0025	n/a	2/8/2023	0.00018J	No	23	n/a	n/a	82.61	n/a	n/a	0.003415	NP Intra (NDs) 1 of 2
Cadmium (mg/L)	GWC-20	0.0025	n/a	2/8/2023	0.00011J	No	23	n/a	n/a	60.87	n/a	n/a	0.003415	NP Intra (NDs) 1 of 2
Cadmium (mg/L)	GWC-21	0.0025	n/a	2/8/2023	0.0025ND	No	23	n/a	n/a	82.61	n/a	n/a	0.003415	NP Intra (NDs) 1 of 2
Cadmium (mg/L)	GWC-23	0.0025	n/a	2/8/2023	0.00013J	No	18	n/a	n/a	88.89	n/a	n/a	0.005373	NP Intra (NDs) 1 of 2
Cadmium (mg/L)	GWC-9	0.0025	n/a	2/8/2023	0.000095J	No	44	n/a	n/a	100	n/a	n/a	0.0009963	NP Intra (NDs) 1 of 2
Chromium (mg/L)	GWA-13	0.0094	n/a	2/6/2023	0.0025	No	21	n/a	n/a	66.67	n/a	n/a	0.003999	NP Intra (NDs) 1 of 2
Chromium (mg/L)	GWA-14	0.0047	n/a	2/7/2023	0.0021	No	22	n/a	n/a	86.36	n/a	n/a	0.003707	NP Intra (NDs) 1 of 2
Chromium (mg/L)	GWA-15	0.0051	n/a	2/7/2023	0.0021	No	22	n/a	n/a	63.64	n/a	n/a	0.003707	NP Intra (NDs) 1 of 2
Chromium (mg/L)	GWA-16	0.024	n/a	2/7/2023	0.0025	No	22	n/a	n/a	36.36	n/a	n/a	0.003707	NP Intra (normality) 1 of 2
Chromium (mg/L)	GWA-2	0.003313	n/a	2/7/2023	0.0028	No	43	0.03944	0.008126	20.93	Kaplan-Meier	sqrt(x)	0.0003901	Param Intra 1 of 2
Chromium (mg/L)	GWA-3	0.003714	n/a	2/7/2023	0.0019J	No	43	-6.638	0.4673	34.88	Kaplan-Meier	ln(x)	0.0003901	Param Intra 1 of 2
Chromium (mg/L)	GWA-4A	0.0096	n/a	2/7/2023	0.002ND	No	44	n/a	n/a	70.45	n/a	n/a	0.0009963	NP Intra (NDs) 1 of 2
Chromium (mg/L)	GWA-5	0.0054	n/a	2/7/2023	0.002	No	45	n/a	n/a	68.89	n/a	n/a	0.0009557	NP Intra (NDs) 1 of 2
Chromium (mg/L)	GWC-1	0.005	n/a	2/7/2023	0.0024	No	44	n/a	n/a	40.91	n/a	n/a	0.0009963	NP Intra (normality) 1 of 2
Chromium (mg/L)	GWC-10	0.01	n/a	2/8/2023	0.0038	No	44	n/a	n/a	20.45	n/a	n/a	0.0009963	NP Intra (normality) 1 of 2
Chromium (mg/L)	GWC-11	0.01048	n/a	2/8/2023	0.0059	No	44	0.005681	0.002159	2.273	None	No	0.0003901	Param Intra 1 of 2
Chromium (mg/L)	GWC-12	0.01	n/a	2/7/2023	0.002	No	44	n/a	n/a	18.18	n/a	n/a	0.0009963	NP Intra (normality) 1 of 2
Chromium (mg/L)	GWC-17	0.01	n/a	2/8/2023	0.0044	No	22	n/a	n/a	22.73	n/a	n/a	0.003707	NP Intra (normality) 1 of 2
Chromium (mg/L)	GWC-18	0.006324	n/a	2/7/2023	0.0043	No	22	-6.022	0.3929	0	None	ln(x)	0.0003901	Param Intra 1 of 2
Chromium (mg/L)	GWC-19	0.0056	n/a	2/8/2023	0.0026	No	22	n/a	n/a	13.64	n/a	n/a	0.003707	NP Intra (normality) 1 of 2
Chromium (mg/L)	GWC-20	0.005	n/a	2/8/2023	0.002	No	22	n/a	n/a	81.82	n/a	n/a	0.003707	NP Intra (NDs) 1 of 2
Chromium (mg/L)	GWC-21	0.0044	n/a	2/8/2023	0.002ND	No	21	n/a	n/a	85.71	n/a	n/a	0.003999	NP Intra (NDs) 1 of 2
Chromium (mg/L)	GWC-23	0.004	n/a	2/8/2023	0.0033	No	18	n/a	n/a	61.11	n/a	n/a	0.005373	NP Intra (NDs) 1 of 2
Chromium (mg/L)	GWC-9	0.0043	n/a	2/8/2023	0.0013J	No	43	n/a	n/a	67.44	n/a	n/a	0.001037	NP Intra (NDs) 1 of 2
Cobalt (mg/L)	GWA-13	0.001556	n/a	2/6/2023	0.00049J	No	23	-7.415	0.3922	17.39	Kaplan-Meier	ln(x)	0.0003901	Param Intra 1 of 2
Cobalt (mg/L)	GWA-14	0.0025	n/a	2/7/2023	0.00043J	No	23	n/a	n/a	39.13	n/a	n/a	0.003415	NP Intra (normality) 1 of 2
Cobalt (mg/L)	GWA-15	0.0025	n/a	2/7/2023	0.0004J	No	23	n/a	n/a	17.39	n/a	n/a	0.003415	NP Intra (normality) 1 of 2
Cobalt (mg/L)	GWA-16	0.00125	n/a	2/7/2023	0.00047J	No	23	n/a	n/a	13.04	n/a	n/a	0.003415	NP Intra (normality) 1 of 2
Cobalt (mg/L)	GWA-2	0.01	n/a	2/7/2023	0.0012J	No	44	n/a	n/a	47.73	n/a	n/a	0.0009963	NP Intra (normality) 1 of 2
Cobalt (mg/L)	GWA-3	0.0025	n/a	2/7/2023	0.00026J	No	43	n/a	n/a	79.07	n/a	n/a	0.001037	NP Intra (NDs) 1 of 2
Cobalt (mg/L)	GWA-4A	0.013	n/a	2/7/2023	0.0013J	No	44	n/a	n/a	50	n/a	n/a	0.0009963	NP Intra (normality) 1 of 2
Cobalt (mg/L)	GWA-5	0.011	n/a	2/7/2023	0.00094J	No	46	n/a	n/a	43.48	n/a	n/a	0.0009151	NP Intra (normality) 1 of 2
Cobalt (mg/L)	GWC-1	0.0025	n/a	2/7/2023	0.0016J	No	44	n/a	n/a	45.45	n/a	n/a	0.0009963	NP Intra (normality) 1 of 2
Cobalt (mg/L)	GWC-10	0.0025	n/a	2/8/2023	0.0025ND	No	44	n/a	n/a	93.18	n/a	n/a	0.0009963	NP Intra (NDs) 1 of 2
Cobalt (mg/L)	GWC-11	0.0071	n/a	2/8/2023	0.0025ND	No	44	n/a	n/a	81.82	n/a	n/a	0.0009963	NP Intra (NDs) 1 of 2
Cobalt (mg/L)	GWC-12	0.005	n/a	2/7/2023	0.00058J	No	43	n/a	n/a	48.84	n/a	n/a	0.001037	NP Intra (normality) 1 of 2
Cobalt (mg/L)	GWC-17	0.002151	n/a	2/8/2023	0.0025ND	No	23	0.02623	0.008328	17.39	Kaplan-Meier	sqrt(x)	0.0003901	Param Intra 1 of 2
Cobalt (mg/L)	GWC-18	0.0025	n/a	2/7/2023	0.0025ND	No	23	n/a	n/a	91.3	n/a	n/a	0.003415	NP Intra (NDs) 1 of 2
Cobalt (mg/L)	GWC-19	0.0025	n/a	2/8/2023	0.0025ND	No	23	n/a	n/a	78.26	n/a	n/a	0.003415	NP Intra (NDs) 1 of 2
Cobalt (mg/L)	GWC-20	0.003273	n/a	2/8/2023	0.00075J	No	17	0.001572	0.0006589	0	None	No	0.0003901	Param Intra 1 of 2
Cobalt (mg/L)	GWC-21	0.002284	n/a	2/8/2023	0.00077J	No	22	0.00138	0.0003706	9.091	None	No	0.0003901	Param Intra 1 of 2

# Appendix I Intrawell Prediction Limits - All Results

Plant McIntosh Client: Southern Company Data: McIntosh LF4 CCR Printed 3/7/2023, 10:56 AM

Constituent	Well	Upper Lim.	Lower Lim.	Date	Observ.	Sig.	Bg N	Bg Mean	Std. Dev.	%NDs	ND Adj.	Transform	Alpha	Method
Cobalt (mg/L)	GWC-23	0.01076	n/a	2/8/2023	0.0014J	No	18	0.005633	0.002013	0	None	No	0.0003901	Param Intra 1 of 2
Cobalt (mg/L)	GWC-9	0.0055	n/a	2/8/2023	0.0025ND	No	44	n/a	n/a	50	n/a	n/a	0.0009963	NP Intra (normality) 1 of 2
Copper (mg/L)	GWA-13	0.002	n/a	2/6/2023	0.002ND	No	17	n/a	n/a	94.12	n/a	n/a	0.005914	NP Intra (NDs) 1 of 2
Copper (mg/L)	GWA-14	0.002	n/a	2/7/2023	0.002ND	No	17	n/a	n/a	88.24	n/a	n/a	0.005914	NP Intra (NDs) 1 of 2
Copper (mg/L)	GWA-15	0.002	n/a	2/7/2023	0.002ND	No	17	n/a	n/a	94.12	n/a	n/a	0.005914	NP Intra (NDs) 1 of 2
Copper (mg/L)	GWA-16	0.002	n/a	2/7/2023	0.002ND	No	17	n/a	n/a	88.24	n/a	n/a	0.005914	NP Intra (NDs) 1 of 2
Copper (mg/L)	GWA-2	0.003	n/a	2/7/2023	0.002ND	No	38	n/a	n/a	97.37	n/a	n/a	0.001294	NP Intra (NDs) 1 of 2
Copper (mg/L)	GWA-3	0.0034	n/a	2/7/2023	0.002ND	No	37	n/a	n/a	86.49	n/a	n/a	0.001361	NP Intra (NDs) 1 of 2
Copper (mg/L)	GWA-4A	0.0051	n/a	2/7/2023	0.002ND	No	38	n/a	n/a	81.58	n/a	n/a	0.001294	NP Intra (NDs) 1 of 2
Copper (mg/L)	GWA-5	0.0021	n/a	2/7/2023	0.002ND	No	38	n/a	n/a	94.74	n/a	n/a	0.001294	NP Intra (NDs) 1 of 2
Copper (mg/L)	GWC-1	0.002	n/a	2/7/2023	0.002ND	No	37	n/a	n/a	97.3	n/a	n/a	0.001361	NP Intra (NDs) 1 of 2
Copper (mg/L)	GWC-11	0.0027	n/a	2/8/2023	0.002ND	No	38	n/a	n/a	89.47	n/a	n/a	0.001294	NP Intra (NDs) 1 of 2
Copper (mg/L)	GWC-12	0.002	n/a	2/7/2023	0.002ND	No	38	n/a	n/a	94.74	n/a	n/a	0.001294	NP Intra (NDs) 1 of 2
Copper (mg/L)	GWC-17	0.0021	n/a	2/8/2023	0.002ND	No	17	n/a	n/a	82.35	n/a	n/a	0.005914	NP Intra (NDs) 1 of 2
Copper (mg/L)	GWC-18	0.0021	n/a	2/7/2023	0.002ND	No	17	n/a	n/a	64.71	n/a	n/a	0.005914	NP Intra (NDs) 1 of 2
Copper (mg/L)	GWC-19	0.002	n/a	2/8/2023	0.002ND	No	17	n/a	n/a	88.24	n/a	n/a	0.005914	NP Intra (NDs) 1 of 2
Copper (mg/L)	GWC-20	0.002	n/a	2/8/2023	0.002ND	No	17	n/a	n/a	88.24	n/a	n/a	0.005914	NP Intra (NDs) 1 of 2
Copper (mg/L)	GWC-21	0.002	n/a	2/8/2023	0.002ND	No	16	n/a	n/a	81.25	n/a	n/a	0.006456	NP Intra (NDs) 1 of 2
Copper (mg/L)	GWC-23	0.002	n/a	2/8/2023	0.002ND	No	12	n/a	n/a	75	n/a	n/a	0.01077	NP Intra (NDs) 1 of 2
Copper (mg/L)	GWC-9	0.0021	n/a	2/8/2023	0.002ND	No	38	n/a	n/a	92.11	n/a	n/a	0.001294	NP Intra (NDs) 1 of 2
Lead (mg/L)	GWA-13	0.001	n/a	2/6/2023	0.001ND	No	23	n/a	n/a	95.65	n/a	n/a	0.003415	NP Intra (NDs) 1 of 2
Lead (mg/L)	GWA-14	0.001	n/a	2/7/2023	0.001ND	No	23	n/a	n/a	91.3	n/a	n/a	0.003415	NP Intra (NDs) 1 of 2
Lead (mg/L)	GWA-16	0.001	n/a	2/7/2023	0.001ND	No	23	n/a	n/a	91.3	n/a	n/a	0.003415	NP Intra (NDs) 1 of 2
<b>Lead (mg/L)</b>	<b>GWA-2</b>	<b>0.001</b>	<b>n/a</b>	<b>2/7/2023</b>	<b>0.0015</b>	<b>Yes</b>	<b>44</b>	<b>n/a</b>	<b>n/a</b>	<b>97.73</b>	<b>n/a</b>	<b>n/a</b>	<b>0.0009963</b>	<b>NP Intra (NDs) 1 of 2</b>
Lead (mg/L)	GWA-3	0.001	n/a	2/7/2023	0.001ND	No	43	n/a	n/a	100	n/a	n/a	0.001037	NP Intra (NDs) 1 of 2
Lead (mg/L)	GWA-4A	0.001	n/a	2/7/2023	0.001ND	No	44	n/a	n/a	95.45	n/a	n/a	0.0009963	NP Intra (NDs) 1 of 2
Lead (mg/L)	GWA-5	0.001	n/a	2/7/2023	0.001ND	No	46	n/a	n/a	91.3	n/a	n/a	0.0009151	NP Intra (NDs) 1 of 2
Lead (mg/L)	GWC-11	0.001	n/a	2/8/2023	0.001ND	No	44	n/a	n/a	90.91	n/a	n/a	0.0009963	NP Intra (NDs) 1 of 2
Lead (mg/L)	GWC-18	0.001	n/a	2/7/2023	0.00035J	No	23	n/a	n/a	78.26	n/a	n/a	0.003415	NP Intra (NDs) 1 of 2
Lead (mg/L)	GWC-20	0.001	n/a	2/8/2023	0.001ND	No	23	n/a	n/a	95.65	n/a	n/a	0.003415	NP Intra (NDs) 1 of 2
Lead (mg/L)	GWC-21	0.001	n/a	2/8/2023	0.001ND	No	23	n/a	n/a	91.3	n/a	n/a	0.003415	NP Intra (NDs) 1 of 2
Lead (mg/L)	GWC-23	0.001	n/a	2/8/2023	0.001ND	No	18	n/a	n/a	88.89	n/a	n/a	0.005373	NP Intra (NDs) 1 of 2
Nickel (mg/L)	GWA-13	0.001	n/a	2/6/2023	0.001ND	No	17	n/a	n/a	82.35	n/a	n/a	0.005914	NP Intra (NDs) 1 of 2
Nickel (mg/L)	GWA-14	0.001	n/a	2/7/2023	0.00061J	No	17	n/a	n/a	58.82	n/a	n/a	0.005914	NP Intra (NDs) 1 of 2
Nickel (mg/L)	GWA-15	0.001	n/a	2/7/2023	0.001ND	No	17	n/a	n/a	76.47	n/a	n/a	0.005914	NP Intra (NDs) 1 of 2
Nickel (mg/L)	GWA-16	0.001	n/a	2/7/2023	0.00054J	No	17	n/a	n/a	70.59	n/a	n/a	0.005914	NP Intra (NDs) 1 of 2
Nickel (mg/L)	GWA-2	0.0043	n/a	2/7/2023	0.00083J	No	38	n/a	n/a	73.68	n/a	n/a	0.001294	NP Intra (NDs) 1 of 2
Nickel (mg/L)	GWA-3	0.001	n/a	2/7/2023	0.001ND	No	36	n/a	n/a	88.89	n/a	n/a	0.001429	NP Intra (NDs) 1 of 2
Nickel (mg/L)	GWA-4A	0.0072	n/a	2/7/2023	0.001ND	No	38	n/a	n/a	60.53	n/a	n/a	0.001294	NP Intra (NDs) 1 of 2
Nickel (mg/L)	GWA-5	0.0031	n/a	2/7/2023	0.00046J	No	38	n/a	n/a	84.21	n/a	n/a	0.001294	NP Intra (NDs) 1 of 2
Nickel (mg/L)	GWC-1	0.0025	n/a	2/7/2023	0.0012	No	37	n/a	n/a	75.68	n/a	n/a	0.001361	NP Intra (NDs) 1 of 2
Nickel (mg/L)	GWC-10	0.0013	n/a	2/8/2023	0.001ND	No	38	n/a	n/a	92.11	n/a	n/a	0.001294	NP Intra (NDs) 1 of 2
Nickel (mg/L)	GWC-11	0.0049	n/a	2/8/2023	0.001ND	No	38	n/a	n/a	76.32	n/a	n/a	0.001294	NP Intra (NDs) 1 of 2
Nickel (mg/L)	GWC-12	0.0057	n/a	2/7/2023	0.00082J	No	38	n/a	n/a	76.32	n/a	n/a	0.001294	NP Intra (NDs) 1 of 2
Nickel (mg/L)	GWC-17	0.004264	n/a	2/8/2023	0.0017	No	17	0.04572	0.007587	5.882	None	sqrt(x)	0.0003901	Param Intra 1 of 2
Nickel (mg/L)	GWC-18	0.0025	n/a	2/7/2023	0.0011	No	17	n/a	n/a	41.18	n/a	n/a	0.005914	NP Intra (normality) 1 of 2
Nickel (mg/L)	GWC-19	0.002851	n/a	2/8/2023	0.0012	No	17	0.001691	0.0004494	5.882	None	No	0.0003901	Param Intra 1 of 2
Nickel (mg/L)	GWC-20	0.006632	n/a	2/8/2023	0.00083J	No	17	0.002119	0.001748	29.41	Kaplan-Meier	No	0.0003901	Param Intra 1 of 2
Nickel (mg/L)	GWC-21	0.0025	n/a	2/8/2023	0.00064J	No	17	n/a	n/a	64.71	n/a	n/a	0.005914	NP Intra (NDs) 1 of 2
Nickel (mg/L)	GWC-23	0.003189	n/a	2/8/2023	0.0013	No	12	0.001522	0.0005802	16.67	Kaplan-Meier	No	0.0003901	Param Intra 1 of 2
Nickel (mg/L)	GWC-9	0.0033	n/a	2/8/2023	0.00084J	No	38	n/a	n/a	81.58	n/a	n/a	0.001294	NP Intra (NDs) 1 of 2
Selenium (mg/L)	GWA-13	0.005	n/a	2/6/2023	0.005ND	No	23	n/a	n/a	95.65	n/a	n/a	0.003415	NP Intra (NDs) 1 of 2
Selenium (mg/L)	GWA-15	0.005	n/a	2/7/2023	0.005ND	No	23	n/a	n/a	95.65	n/a	n/a	0.003415	NP Intra (NDs) 1 of 2
Selenium (mg/L)	GWA-16	0.005	n/a	2/7/2023	0.005ND	No	23	n/a	n/a	95.65	n/a	n/a	0.003415	NP Intra (NDs) 1 of 2
Selenium (mg/L)	GWA-2	0.005	n/a	2/7/2023	0.005ND	No	44	n/a	n/a	93.18	n/a	n/a	0.0009963	NP Intra (NDs) 1 of 2



# Appendix I Intrawell Prediction Limits - All Results

Plant McIntosh Client: Southern Company Data: McIntosh LF4 CCR Printed 3/7/2023, 10:56 AM

Constituent	Well	Upper Lim.	Lower Lim.	Date	Observ.	Sig.	Bg N	Bg Mean	Std. Dev.	%NDs	ND Adj.	Transform	Alpha	Method
Selenium (mg/L)	GWA-3	0.005	n/a	2/7/2023	0.005ND	No	44	n/a	n/a	88.64	n/a	n/a	0.0009963	NP Intra (NDs) 1 of 2
Selenium (mg/L)	GWA-4A	0.005	n/a	2/7/2023	0.005ND	No	44	n/a	n/a	93.18	n/a	n/a	0.0009963	NP Intra (NDs) 1 of 2
Selenium (mg/L)	GWA-5	0.005	n/a	2/7/2023	0.005ND	No	45	n/a	n/a	97.78	n/a	n/a	0.0009557	NP Intra (NDs) 1 of 2
Selenium (mg/L)	GWC-1	0.005	n/a	2/7/2023	0.005ND	No	44	n/a	n/a	95.45	n/a	n/a	0.0009963	NP Intra (NDs) 1 of 2
Selenium (mg/L)	GWC-10	0.005	n/a	2/8/2023	0.005ND	No	44	n/a	n/a	95.45	n/a	n/a	0.0009963	NP Intra (NDs) 1 of 2
Selenium (mg/L)	GWC-11	0.005	n/a	2/8/2023	0.005ND	No	44	n/a	n/a	86.36	n/a	n/a	0.0009963	NP Intra (NDs) 1 of 2
Selenium (mg/L)	GWC-18	0.005	n/a	2/7/2023	0.005ND	No	23	n/a	n/a	95.65	n/a	n/a	0.003415	NP Intra (NDs) 1 of 2
Selenium (mg/L)	GWC-19	0.005	n/a	2/8/2023	0.005ND	No	23	n/a	n/a	95.65	n/a	n/a	0.003415	NP Intra (NDs) 1 of 2
Selenium (mg/L)	GWC-20	0.005	n/a	2/8/2023	0.005ND	No	23	n/a	n/a	95.65	n/a	n/a	0.003415	NP Intra (NDs) 1 of 2
Selenium (mg/L)	GWC-21	0.005	n/a	2/8/2023	0.005ND	No	23	n/a	n/a	95.65	n/a	n/a	0.003415	NP Intra (NDs) 1 of 2
Selenium (mg/L)	GWC-9	0.0058	n/a	2/8/2023	0.005ND	No	44	n/a	n/a	97.73	n/a	n/a	0.0009963	NP Intra (NDs) 1 of 2
Silver (mg/L)	GWC-11	0.001	n/a	2/8/2023	0.001ND	No	38	n/a	n/a	97.37	n/a	n/a	0.001294	NP Intra (NDs) 1 of 2
Thallium (mg/L)	GWA-13	0.001	n/a	2/6/2023	0.001ND	No	23	n/a	n/a	82.61	n/a	n/a	0.003415	NP Intra (NDs) 1 of 2
Thallium (mg/L)	GWA-14	0.001	n/a	2/7/2023	0.001ND	No	23	n/a	n/a	82.61	n/a	n/a	0.003415	NP Intra (NDs) 1 of 2
Thallium (mg/L)	GWA-16	0.001	n/a	2/7/2023	0.001ND	No	23	n/a	n/a	91.3	n/a	n/a	0.003415	NP Intra (NDs) 1 of 2
Thallium (mg/L)	GWA-2	0.001	n/a	2/7/2023	0.001ND	No	42	n/a	n/a	92.86	n/a	n/a	0.001077	NP Intra (NDs) 1 of 2
Thallium (mg/L)	GWA-3	0.001	n/a	2/7/2023	0.001ND	No	42	n/a	n/a	95.24	n/a	n/a	0.001077	NP Intra (NDs) 1 of 2
Thallium (mg/L)	GWA-4A	0.001	n/a	2/7/2023	0.001ND	No	42	n/a	n/a	95.24	n/a	n/a	0.001077	NP Intra (NDs) 1 of 2
Thallium (mg/L)	GWA-5	0.001	n/a	2/7/2023	0.001ND	No	44	n/a	n/a	97.73	n/a	n/a	0.0009963	NP Intra (NDs) 1 of 2
Thallium (mg/L)	GWC-10	0.001	n/a	2/8/2023	0.001ND	No	42	n/a	n/a	92.86	n/a	n/a	0.001077	NP Intra (NDs) 1 of 2
Thallium (mg/L)	GWC-11	0.001	n/a	2/8/2023	0.001ND	No	42	n/a	n/a	92.86	n/a	n/a	0.001077	NP Intra (NDs) 1 of 2
Thallium (mg/L)	GWC-12	0.001	n/a	2/7/2023	0.001ND	No	42	n/a	n/a	95.24	n/a	n/a	0.001077	NP Intra (NDs) 1 of 2
Thallium (mg/L)	GWC-17	0.001	n/a	2/8/2023	0.001ND	No	23	n/a	n/a	73.91	n/a	n/a	0.003415	NP Intra (NDs) 1 of 2
Thallium (mg/L)	GWC-18	0.001	n/a	2/7/2023	0.001ND	No	23	n/a	n/a	26.09	n/a	n/a	0.003415	NP Intra (normality) 1 of 2
Thallium (mg/L)	GWC-19	0.001	n/a	2/8/2023	0.001ND	No	23	n/a	n/a	86.96	n/a	n/a	0.003415	NP Intra (NDs) 1 of 2
Thallium (mg/L)	GWC-20	0.001	n/a	2/8/2023	0.001ND	No	23	n/a	n/a	69.57	n/a	n/a	0.003415	NP Intra (NDs) 1 of 2
Thallium (mg/L)	GWC-21	0.001	n/a	2/8/2023	0.001ND	No	23	n/a	n/a	86.96	n/a	n/a	0.003415	NP Intra (NDs) 1 of 2
Thallium (mg/L)	GWC-23	0.001	n/a	2/8/2023	0.001ND	No	18	n/a	n/a	66.67	n/a	n/a	0.005373	NP Intra (NDs) 1 of 2
Thallium (mg/L)	GWC-9	0.001	n/a	2/8/2023	0.001ND	No	42	n/a	n/a	97.62	n/a	n/a	0.001077	NP Intra (NDs) 1 of 2
Vanadium (mg/L)	GWA-13	0.0027	n/a	2/6/2023	0.002ND	No	17	n/a	n/a	76.47	n/a	n/a	0.005914	NP Intra (NDs) 1 of 2
Vanadium (mg/L)	GWA-14	0.002	n/a	2/7/2023	0.002ND	No	17	n/a	n/a	88.24	n/a	n/a	0.005914	NP Intra (NDs) 1 of 2
Vanadium (mg/L)	GWA-15	0.0041	n/a	2/7/2023	0.002ND	No	17	n/a	n/a	76.47	n/a	n/a	0.005914	NP Intra (NDs) 1 of 2
Vanadium (mg/L)	GWA-16	0.002	n/a	2/7/2023	0.002ND	No	17	n/a	n/a	76.47	n/a	n/a	0.005914	NP Intra (NDs) 1 of 2
Vanadium (mg/L)	GWA-2	0.0051	n/a	2/7/2023	0.002ND	No	38	n/a	n/a	86.84	n/a	n/a	0.001294	NP Intra (NDs) 1 of 2
Vanadium (mg/L)	GWA-3	0.005	n/a	2/7/2023	0.002ND	No	37	n/a	n/a	81.08	n/a	n/a	0.001361	NP Intra (NDs) 1 of 2
Vanadium (mg/L)	GWA-4A	0.0033	n/a	2/7/2023	0.002ND	No	38	n/a	n/a	86.84	n/a	n/a	0.001294	NP Intra (NDs) 1 of 2
Vanadium (mg/L)	GWA-5	0.0035	n/a	2/7/2023	0.002ND	No	38	n/a	n/a	86.84	n/a	n/a	0.001294	NP Intra (NDs) 1 of 2
Vanadium (mg/L)	GWC-1	0.0032	n/a	2/7/2023	0.002ND	No	37	n/a	n/a	83.78	n/a	n/a	0.001361	NP Intra (NDs) 1 of 2
Vanadium (mg/L)	GWC-10	0.0027	n/a	2/8/2023	0.001J	No	36	n/a	n/a	72.22	n/a	n/a	0.001429	NP Intra (NDs) 1 of 2
Vanadium (mg/L)	GWC-11	0.0025	n/a	2/8/2023	0.00095J	No	36	n/a	n/a	63.89	n/a	n/a	0.001429	NP Intra (NDs) 1 of 2
Vanadium (mg/L)	GWC-12	0.002	n/a	2/7/2023	0.002ND	No	36	n/a	n/a	91.67	n/a	n/a	0.001429	NP Intra (NDs) 1 of 2
Vanadium (mg/L)	GWC-17	0.004	n/a	2/8/2023	0.002ND	No	17	n/a	n/a	76.47	n/a	n/a	0.005914	NP Intra (NDs) 1 of 2
Vanadium (mg/L)	GWC-18	0.007255	n/a	2/7/2023	0.0038	No	17	0.05511	0.01165	0	None	sqrt(x)	0.0003901	Param Intra 1 of 2
Vanadium (mg/L)	GWC-19	0.0067	n/a	2/8/2023	0.00088J	No	17	n/a	n/a	41.18	n/a	n/a	0.005914	NP Intra (normality) 1 of 2
Vanadium (mg/L)	GWC-20	0.0074	n/a	2/8/2023	0.002ND	No	17	n/a	n/a	70.59	n/a	n/a	0.005914	NP Intra (NDs) 1 of 2
Vanadium (mg/L)	GWC-21	0.0058	n/a	2/8/2023	0.002ND	No	17	n/a	n/a	64.71	n/a	n/a	0.005914	NP Intra (NDs) 1 of 2
Vanadium (mg/L)	GWC-23	0.006259	n/a	2/8/2023	0.002ND	No	12	0.03924	0.01387	50	Kaplan-Meier	sqrt(x)	0.0003901	Param Intra 1 of 2
Vanadium (mg/L)	GWC-9	0.006	n/a	2/8/2023	0.002ND	No	37	n/a	n/a	86.49	n/a	n/a	0.001361	NP Intra (NDs) 1 of 2
Zinc (mg/L)	GWA-13	0.0061	n/a	2/6/2023	0.005ND	No	17	n/a	n/a	52.94	n/a	n/a	0.005914	NP Intra (NDs) 1 of 2
Zinc (mg/L)	GWA-14	0.024	n/a	2/7/2023	0.0031J	No	17	n/a	n/a	35.29	n/a	n/a	0.005914	NP Intra (normality) 1 of 2
Zinc (mg/L)	GWA-15	0.01172	n/a	2/7/2023	0.005ND	No	17	-5.418	0.3761	35.29	Kaplan-Meier	ln(x)	0.0003901	Param Intra 1 of 2
<b>Zinc (mg/L)</b>	<b>GWA-16</b>	<b>0.006209</b>	<b>n/a</b>	<b>2/7/2023</b>	<b>0.0063</b>	<b>Yes</b>	<b>17</b>	<b>0.003746</b>	<b>0.0009541</b>	<b>41.18</b>	<b>Kaplan-Meier</b>	<b>No</b>	<b>0.0003901</b>	<b>Param Intra 1 of 2</b>
Zinc (mg/L)	GWA-2	0.02	n/a	2/7/2023	0.0051	No	38	n/a	n/a	28.95	n/a	n/a	0.001294	NP Intra (normality) 1 of 2
Zinc (mg/L)	GWA-3	0.045	n/a	2/7/2023	0.0032J	No	37	n/a	n/a	48.65	n/a	n/a	0.001361	NP Intra (normality) 1 of 2
Zinc (mg/L)	GWA-4A	0.01481	n/a	2/7/2023	0.0031J	No	37	0.1712	0.03284	24.32	Kaplan-Meier	x^(1/3)	0.0003901	Param Intra 1 of 2

# Appendix I Intrawell Prediction Limits - All Results

Plant McIntosh Client: Southern Company Data: McIntosh LF4 CCR Printed 3/7/2023, 10:56 AM

Constituent	Well	Upper Lim.	Lower Lim.	Date	Observ.	Sig.	Bg.N	Bg Mean	Std. Dev.	%NDs	ND Adj.	Transform	Alpha	Method
Zinc (mg/L)	GWA-5	0.022	n/a	2/7/2023	0.0037J	No	38	n/a	n/a	34.21	n/a	n/a	0.001294	NP Intra (normality) 1 of 2
Zinc (mg/L)	GWC-1	0.015	n/a	2/7/2023	0.0055	No	37	n/a	n/a	27.03	n/a	n/a	0.001361	NP Intra (normality) 1 of 2
Zinc (mg/L)	GWC-10	0.019	n/a	2/8/2023	0.005ND	No	38	n/a	n/a	71.05	n/a	n/a	0.001294	NP Intra (NDs) 1 of 2
Zinc (mg/L)	GWC-11	0.0089	n/a	2/8/2023	0.005ND	No	37	n/a	n/a	64.86	n/a	n/a	0.001361	NP Intra (NDs) 1 of 2
Zinc (mg/L)	GWC-12	0.007519	n/a	2/7/2023	0.005ND	No	38	0.1521	0.01943	36.84	Kaplan-Meier	x <sup>(1/3)</sup>	0.0003901	Param Intra 1 of 2
Zinc (mg/L)	GWC-17	0.02	n/a	2/8/2023	0.0061	No	17	n/a	n/a	23.53	n/a	n/a	0.005914	NP Intra (normality) 1 of 2
Zinc (mg/L)	GWC-18	0.02397	n/a	2/7/2023	0.0032J	No	16	-5.62	0.7225	31.25	Kaplan-Meier	ln(x)	0.0003901	Param Intra 1 of 2
Zinc (mg/L)	GWC-19	0.017	n/a	2/8/2023	0.005ND	No	17	n/a	n/a	41.18	n/a	n/a	0.005914	NP Intra (normality) 1 of 2
Zinc (mg/L)	GWC-20	0.0084	n/a	2/8/2023	0.005ND	No	17	n/a	n/a	52.94	n/a	n/a	0.005914	NP Intra (NDs) 1 of 2
Zinc (mg/L)	GWC-21	0.0097	n/a	2/8/2023	0.005ND	No	17	n/a	n/a	52.94	n/a	n/a	0.005914	NP Intra (NDs) 1 of 2
Zinc (mg/L)	GWC-23	0.01473	n/a	2/8/2023	0.0046J	No	12	0.07662	0.01557	33.33	Kaplan-Meier	sqrt(x)	0.0003901	Param Intra 1 of 2
Zinc (mg/L)	GWC-9	0.051	n/a	2/8/2023	0.005ND	No	38	n/a	n/a	63.16	n/a	n/a	0.001294	NP Intra (NDs) 1 of 2

# Appendix III Intrawell Prediction Limits - All Results (No Significant)

Plant McIntosh Client: Southern Company Data: McIntosh LF4 CCR Printed 3/7/2023, 11:02 AM

Constituent	Well	Upper Lim.	Lower Lim.	Date	Observ.	Sig.	Bg N	Bg Mean	Std. Dev.	%NDs	ND Adj.	Transform	Alpha	Method
Sulfate (mg/L)	GWA-13	1.4	n/a	2/6/2023	1ND	No	18	n/a	n/a	61.11	n/a	n/a	0.005373	NP Intra (NDs) 1 of 2
Sulfate (mg/L)	GWA-14	2.481	n/a	2/7/2023	1ND	No	16	1.001	0.2444	31.25	Kaplan-Meier	sqrt(x)	0.0008358	Param Intra 1 of 2
Sulfate (mg/L)	GWA-15	1.2	n/a	2/7/2023	1ND	No	18	n/a	n/a	55.56	n/a	n/a	0.005373	NP Intra (NDs) 1 of 2
Sulfate (mg/L)	GWA-16	1	n/a	2/7/2023	1ND	No	18	n/a	n/a	66.67	n/a	n/a	0.005373	NP Intra (NDs) 1 of 2
Sulfate (mg/L)	GWA-2	1.7	n/a	2/7/2023	1ND	No	18	n/a	n/a	55.56	n/a	n/a	0.005373	NP Intra (NDs) 1 of 2
Sulfate (mg/L)	GWA-3	1.172	n/a	2/7/2023	1ND	No	18	0.6226	0.4296	44.44	Kaplan-Meier	x^3	0.0008358	Param Intra 1 of 2
Sulfate (mg/L)	GWA-4A	13.33	n/a	2/7/2023	1.7	No	18	6.884	2.809	0	None	No	0.0008358	Param Intra 1 of 2
Sulfate (mg/L)	GWA-5	1	n/a	2/7/2023	1ND	No	18	n/a	n/a	72.22	n/a	n/a	0.005373	NP Intra (NDs) 1 of 2
Sulfate (mg/L)	GWC-1	2.421	n/a	2/7/2023	0.64J	No	18	1.493	0.4043	0	None	No	0.0008358	Param Intra 1 of 2
Sulfate (mg/L)	GWC-10	5.704	n/a	2/8/2023	1.8	No	18	3.391	1.008	0	None	No	0.0008358	Param Intra 1 of 2
Sulfate (mg/L)	GWC-11	6.207	n/a	2/8/2023	1.9	No	18	4.554	0.7201	0	None	No	0.0008358	Param Intra 1 of 2
Sulfate (mg/L)	GWC-12	1	n/a	2/7/2023	1ND	No	18	n/a	n/a	61.11	n/a	n/a	0.005373	NP Intra (NDs) 1 of 2
Sulfate (mg/L)	GWC-17	1.8	n/a	2/8/2023	1ND	No	17	n/a	n/a	52.94	n/a	n/a	0.005914	NP Intra (NDs) 1 of 2
Sulfate (mg/L)	GWC-18	6.18	n/a	2/7/2023	2	No	18	4.48	0.7404	0	None	No	0.0008358	Param Intra 1 of 2
Sulfate (mg/L)	GWC-19	2.906	n/a	2/8/2023	2	No	18	1.956	0.4137	0	None	No	0.0008358	Param Intra 1 of 2
Sulfate (mg/L)	GWC-20	2.893	n/a	2/8/2023	0.5ND	No	16	1.468	0.6062	0	None	No	0.0008358	Param Intra 1 of 2
Sulfate (mg/L)	GWC-21	1.761	n/a	2/8/2023	1ND	No	18	0.9549	0.3511	16.67	Kaplan-Meier	No	0.0008358	Param Intra 1 of 2
Sulfate (mg/L)	GWC-23	3.614	n/a	2/8/2023	1.7	No	17	2.418	0.5151	0	None	No	0.0008358	Param Intra 1 of 2
Sulfate (mg/L)	GWC-9	4.1	n/a	2/8/2023	1ND	No	18	n/a	n/a	38.89	n/a	n/a	0.005373	NP Intra (normality) 1 of 2

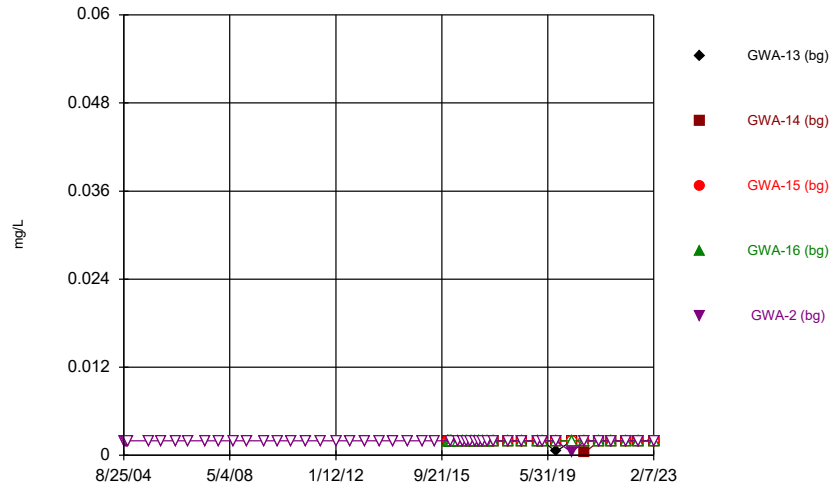
# Appendix III Interwell Prediction Limits - All Results (No Significant)

Plant McIntosh Client: Southern Company Data: McIntosh LF4 CCR Printed 3/7/2023, 11:06 AM

Constituent	Well	Upper Lim.	Lower Lim.	Date	Observ.	Sig.	Bg N	Bg Mean	Std. Dev.	%NDs	ND Adj.	Transform	Alpha	Method
Boron (mg/L)	GWC-1	0.11	n/a	2/7/2023	0.08ND	No	210	n/a	n/a	87.62	n/a	n/a	0.00004916	NP Inter (NDs) 1 of 2
Boron (mg/L)	GWC-10	0.11	n/a	2/8/2023	0.043J	No	210	n/a	n/a	87.62	n/a	n/a	0.00004916	NP Inter (NDs) 1 of 2
Boron (mg/L)	GWC-11	0.11	n/a	2/8/2023	0.022J	No	210	n/a	n/a	87.62	n/a	n/a	0.00004916	NP Inter (NDs) 1 of 2
Boron (mg/L)	GWC-12	0.11	n/a	2/7/2023	0.08ND	No	210	n/a	n/a	87.62	n/a	n/a	0.00004916	NP Inter (NDs) 1 of 2
Boron (mg/L)	GWC-19	0.11	n/a	2/8/2023	0.024J	No	210	n/a	n/a	87.62	n/a	n/a	0.00004916	NP Inter (NDs) 1 of 2
Boron (mg/L)	GWC-20	0.11	n/a	2/8/2023	0.08ND	No	210	n/a	n/a	87.62	n/a	n/a	0.00004916	NP Inter (NDs) 1 of 2
Boron (mg/L)	GWC-21	0.11	n/a	2/8/2023	0.027J	No	210	n/a	n/a	87.62	n/a	n/a	0.00004916	NP Inter (NDs) 1 of 2
Boron (mg/L)	GWC-23	0.11	n/a	2/8/2023	0.08ND	No	210	n/a	n/a	87.62	n/a	n/a	0.00004916	NP Inter (NDs) 1 of 2
Boron (mg/L)	GWC-9	0.11	n/a	2/8/2023	0.026J	No	210	n/a	n/a	87.62	n/a	n/a	0.00004916	NP Inter (NDs) 1 of 2
Calcium (mg/L)	GWC-1	33.2	n/a	2/7/2023	1	No	211	n/a	n/a	0	n/a	n/a	0.00004916	NP Inter (normality) 1 of 2
Calcium (mg/L)	GWC-10	33.2	n/a	2/8/2023	22	No	211	n/a	n/a	0	n/a	n/a	0.00004916	NP Inter (normality) 1 of 2
Calcium (mg/L)	GWC-11	33.2	n/a	2/8/2023	9.6	No	211	n/a	n/a	0	n/a	n/a	0.00004916	NP Inter (normality) 1 of 2
Calcium (mg/L)	GWC-12	33.2	n/a	2/7/2023	0.73	No	211	n/a	n/a	0	n/a	n/a	0.00004916	NP Inter (normality) 1 of 2
Calcium (mg/L)	GWC-19	33.2	n/a	2/8/2023	6.4	No	211	n/a	n/a	0	n/a	n/a	0.00004916	NP Inter (normality) 1 of 2
Calcium (mg/L)	GWC-20	33.2	n/a	2/8/2023	1.4	No	211	n/a	n/a	0	n/a	n/a	0.00004916	NP Inter (normality) 1 of 2
Calcium (mg/L)	GWC-21	33.2	n/a	2/8/2023	1	No	211	n/a	n/a	0	n/a	n/a	0.00004916	NP Inter (normality) 1 of 2
Calcium (mg/L)	GWC-23	33.2	n/a	2/8/2023	1.2	No	211	n/a	n/a	0	n/a	n/a	0.00004916	NP Inter (normality) 1 of 2
Calcium (mg/L)	GWC-9	33.2	n/a	2/8/2023	2.9	No	211	n/a	n/a	0	n/a	n/a	0.00004916	NP Inter (normality) 1 of 2
Chloride (mg/L)	GWC-1	9.4	n/a	2/7/2023	4.5	No	209	n/a	n/a	0	n/a	n/a	0.00004916	NP Inter (normality) 1 of 2
Chloride (mg/L)	GWC-10	9.4	n/a	2/8/2023	5.6	No	209	n/a	n/a	0	n/a	n/a	0.00004916	NP Inter (normality) 1 of 2
Chloride (mg/L)	GWC-11	9.4	n/a	2/8/2023	4.3	No	209	n/a	n/a	0	n/a	n/a	0.00004916	NP Inter (normality) 1 of 2
Chloride (mg/L)	GWC-12	9.4	n/a	2/7/2023	3.5	No	209	n/a	n/a	0	n/a	n/a	0.00004916	NP Inter (normality) 1 of 2
Chloride (mg/L)	GWC-19	9.4	n/a	2/8/2023	5.2	No	209	n/a	n/a	0	n/a	n/a	0.00004916	NP Inter (normality) 1 of 2
Chloride (mg/L)	GWC-20	9.4	n/a	2/8/2023	6.8	No	209	n/a	n/a	0	n/a	n/a	0.00004916	NP Inter (normality) 1 of 2
Chloride (mg/L)	GWC-21	9.4	n/a	2/8/2023	5.9	No	209	n/a	n/a	0	n/a	n/a	0.00004916	NP Inter (normality) 1 of 2
Chloride (mg/L)	GWC-23	9.4	n/a	2/8/2023	4.9	No	209	n/a	n/a	0	n/a	n/a	0.00004916	NP Inter (normality) 1 of 2
Chloride (mg/L)	GWC-9	9.4	n/a	2/8/2023	7.4	No	209	n/a	n/a	0	n/a	n/a	0.00004916	NP Inter (normality) 1 of 2
Fluoride (mg/L)	GWC-1	0.74	n/a	2/7/2023	0.1ND	No	211	n/a	n/a	64.45	n/a	n/a	0.00004916	NP Inter (NDs) 1 of 2
Fluoride (mg/L)	GWC-10	0.74	n/a	2/8/2023	0.1	No	211	n/a	n/a	64.45	n/a	n/a	0.00004916	NP Inter (NDs) 1 of 2
Fluoride (mg/L)	GWC-11	0.74	n/a	2/8/2023	0.31	No	211	n/a	n/a	64.45	n/a	n/a	0.00004916	NP Inter (NDs) 1 of 2
Fluoride (mg/L)	GWC-12	0.74	n/a	2/7/2023	0.1ND	No	211	n/a	n/a	64.45	n/a	n/a	0.00004916	NP Inter (NDs) 1 of 2
Fluoride (mg/L)	GWC-19	0.74	n/a	2/8/2023	0.1	No	211	n/a	n/a	64.45	n/a	n/a	0.00004916	NP Inter (NDs) 1 of 2
Fluoride (mg/L)	GWC-20	0.74	n/a	2/8/2023	0.052J	No	211	n/a	n/a	64.45	n/a	n/a	0.00004916	NP Inter (NDs) 1 of 2
Fluoride (mg/L)	GWC-21	0.74	n/a	2/8/2023	0.1ND	No	211	n/a	n/a	64.45	n/a	n/a	0.00004916	NP Inter (NDs) 1 of 2
Fluoride (mg/L)	GWC-23	0.74	n/a	2/8/2023	0.1ND	No	211	n/a	n/a	64.45	n/a	n/a	0.00004916	NP Inter (NDs) 1 of 2
Fluoride (mg/L)	GWC-9	0.74	n/a	2/8/2023	0.061J	No	211	n/a	n/a	64.45	n/a	n/a	0.00004916	NP Inter (NDs) 1 of 2
pH (S.U.)	GWC-1	7.1	4.21	2/7/2023	5.07	No	230	n/a	n/a	0	n/a	n/a	0.00009831	NP Inter (normality) 1 of 2
pH (S.U.)	GWC-10	7.1	4.21	2/8/2023	6.31	No	230	n/a	n/a	0	n/a	n/a	0.00009831	NP Inter (normality) 1 of 2
pH (S.U.)	GWC-11	7.1	4.21	2/8/2023	6.24	No	230	n/a	n/a	0	n/a	n/a	0.00009831	NP Inter (normality) 1 of 2
pH (S.U.)	GWC-12	7.1	4.21	2/7/2023	5.07	No	230	n/a	n/a	0	n/a	n/a	0.00009831	NP Inter (normality) 1 of 2
pH (S.U.)	GWC-19	7.1	4.21	2/8/2023	5.59	No	230	n/a	n/a	0	n/a	n/a	0.00009831	NP Inter (normality) 1 of 2
pH (S.U.)	GWC-20	7.1	4.21	2/8/2023	4.84	No	230	n/a	n/a	0	n/a	n/a	0.00009831	NP Inter (normality) 1 of 2
pH (S.U.)	GWC-21	7.1	4.21	2/8/2023	4.85	No	230	n/a	n/a	0	n/a	n/a	0.00009831	NP Inter (normality) 1 of 2
pH (S.U.)	GWC-23	7.1	4.21	2/8/2023	5.08	No	230	n/a	n/a	0	n/a	n/a	0.00009831	NP Inter (normality) 1 of 2
pH (S.U.)	GWC-9	7.1	4.21	2/8/2023	5.31	No	230	n/a	n/a	0	n/a	n/a	0.00009831	NP Inter (normality) 1 of 2
Total Dissolved Solids (mg/L)	GWC-1	150	n/a	2/7/2023	34	No	210	n/a	n/a	10.48	n/a	n/a	0.00004916	NP Inter (normality) 1 of 2
Total Dissolved Solids (mg/L)	GWC-10	150	n/a	2/8/2023	130	No	210	n/a	n/a	10.48	n/a	n/a	0.00004916	NP Inter (normality) 1 of 2
Total Dissolved Solids (mg/L)	GWC-11	150	n/a	2/8/2023	71	No	210	n/a	n/a	10.48	n/a	n/a	0.00004916	NP Inter (normality) 1 of 2
Total Dissolved Solids (mg/L)	GWC-12	150	n/a	2/7/2023	27	No	210	n/a	n/a	10.48	n/a	n/a	0.00004916	NP Inter (normality) 1 of 2
Total Dissolved Solids (mg/L)	GWC-19	150	n/a	2/8/2023	54	No	210	n/a	n/a	10.48	n/a	n/a	0.00004916	NP Inter (normality) 1 of 2
Total Dissolved Solids (mg/L)	GWC-20	150	n/a	2/8/2023	31	No	210	n/a	n/a	10.48	n/a	n/a	0.00004916	NP Inter (normality) 1 of 2
Total Dissolved Solids (mg/L)	GWC-21	150	n/a	2/8/2023	32	No	210	n/a	n/a	10.48	n/a	n/a	0.00004916	NP Inter (normality) 1 of 2
Total Dissolved Solids (mg/L)	GWC-23	150	n/a	2/8/2023	31	No	210	n/a	n/a	10.48	n/a	n/a	0.00004916	NP Inter (normality) 1 of 2
Total Dissolved Solids (mg/L)	GWC-9	150	n/a	2/8/2023	44	No	210	n/a	n/a	10.48	n/a	n/a	0.00004916	NP Inter (normality) 1 of 2

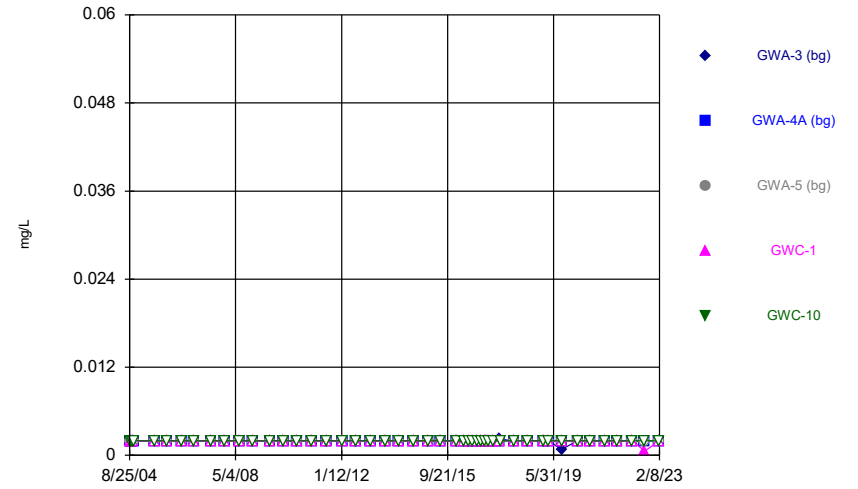
FIGURE A.

### Time Series



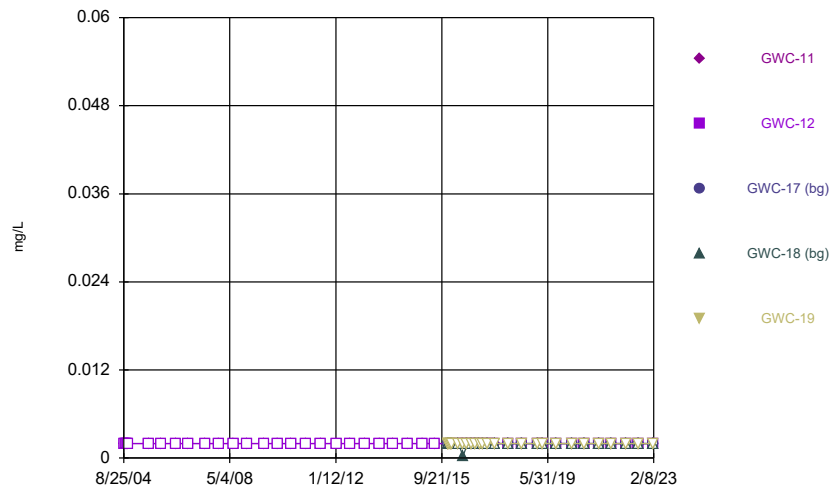
Constituent: Antimony Analysis Run 3/7/2023 10:21 AM  
Plant McIntosh Client: Southern Company Data: McIntosh LF4 CCR

### Time Series



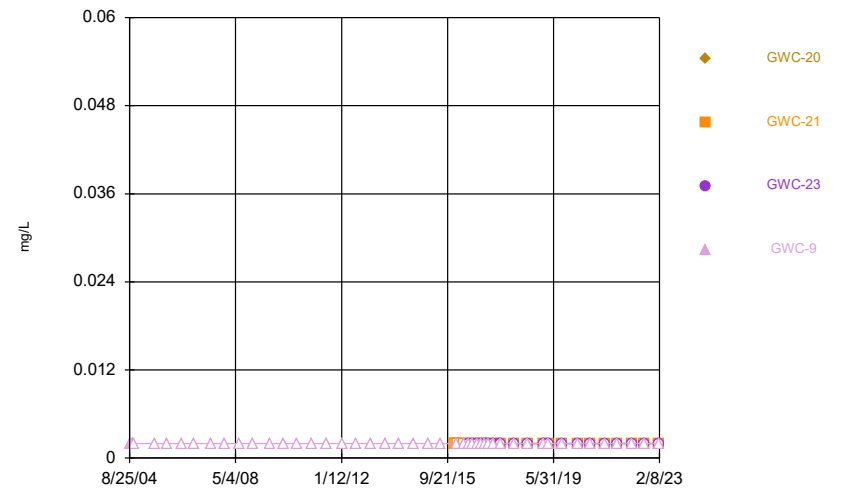
Constituent: Antimony Analysis Run 3/7/2023 10:21 AM  
Plant McIntosh Client: Southern Company Data: McIntosh LF4 CCR

### Time Series



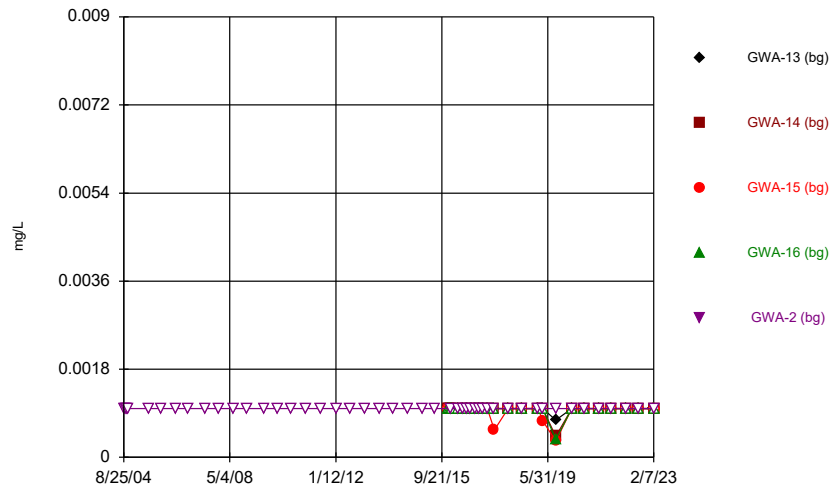
Constituent: Antimony Analysis Run 3/7/2023 10:21 AM  
Plant McIntosh Client: Southern Company Data: McIntosh LF4 CCR

### Time Series



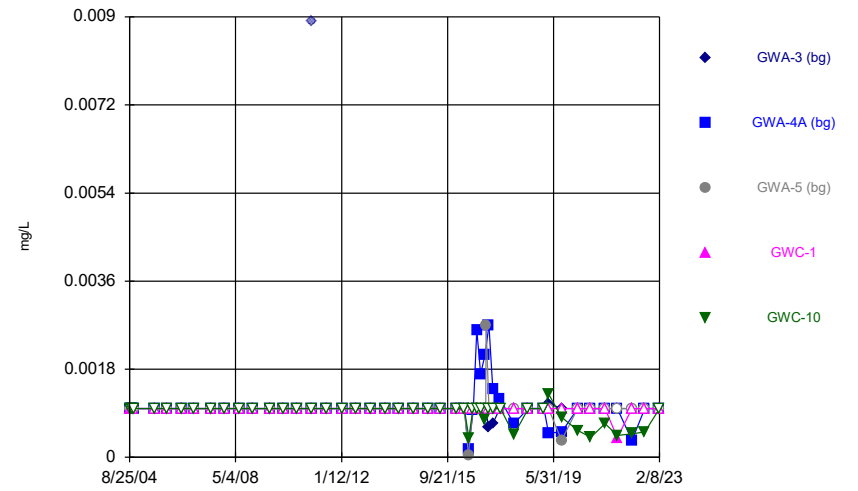
Constituent: Antimony Analysis Run 3/7/2023 10:21 AM  
Plant McIntosh Client: Southern Company Data: McIntosh LF4 CCR

### Time Series



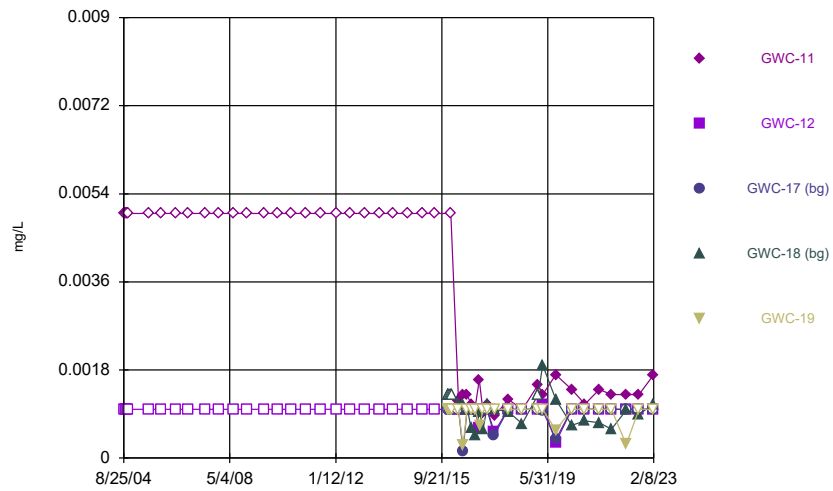
Constituent: Arsenic Analysis Run 3/7/2023 10:21 AM  
Plant McIntosh Client: Southern Company Data: McIntosh LF4 CCR

### Time Series



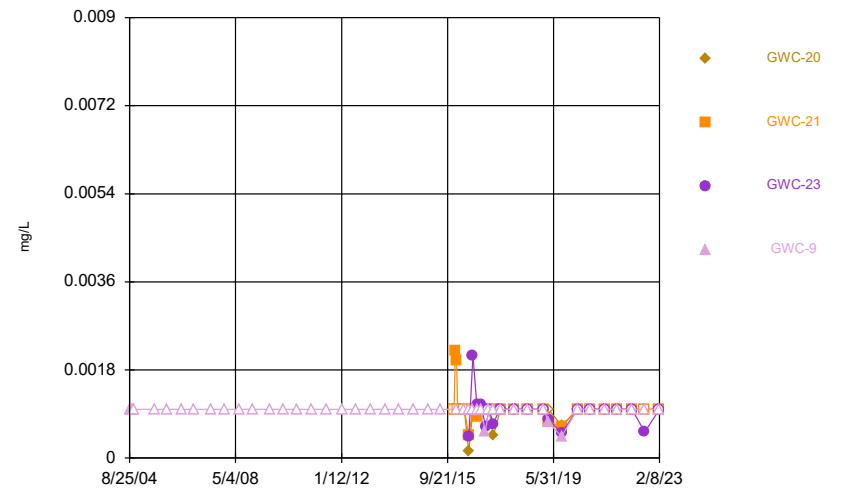
Constituent: Arsenic Analysis Run 3/7/2023 10:21 AM  
Plant McIntosh Client: Southern Company Data: McIntosh LF4 CCR

### Time Series



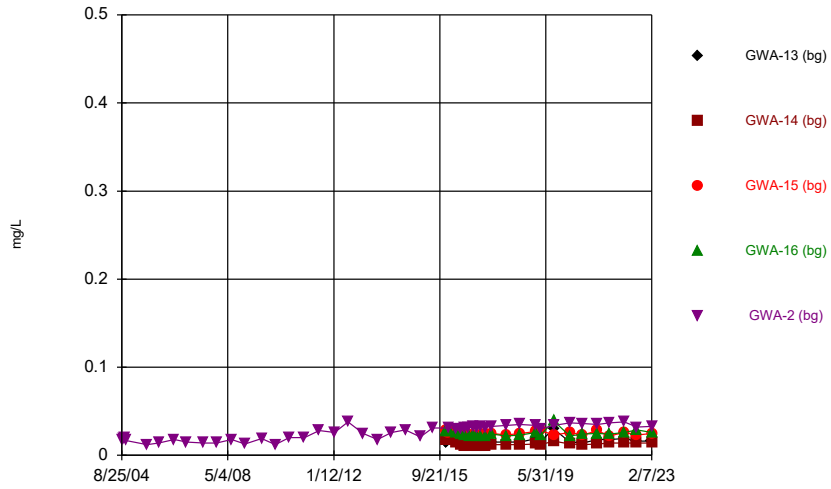
Constituent: Arsenic Analysis Run 3/7/2023 10:21 AM  
Plant McIntosh Client: Southern Company Data: McIntosh LF4 CCR

### Time Series



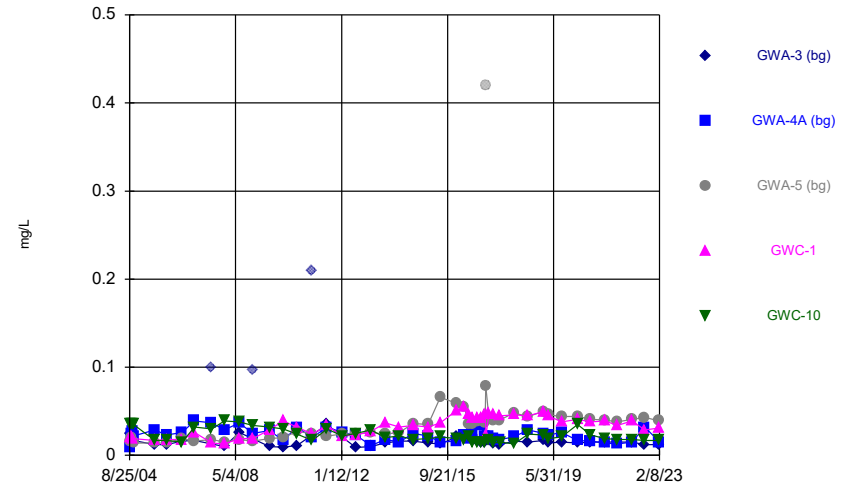
Constituent: Arsenic Analysis Run 3/7/2023 10:21 AM  
Plant McIntosh Client: Southern Company Data: McIntosh LF4 CCR

### Time Series



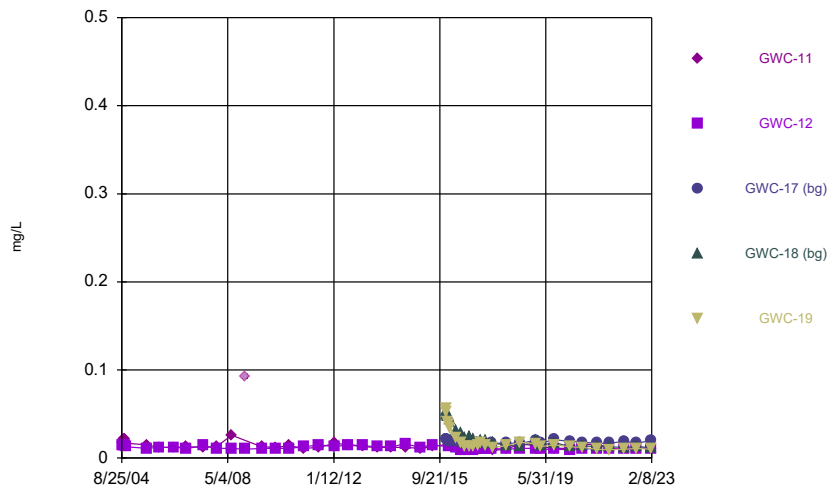
Constituent: Barium Analysis Run 3/7/2023 10:21 AM  
 Plant McIntosh Client: Southern Company Data: McIntosh LF4 CCR

### Time Series



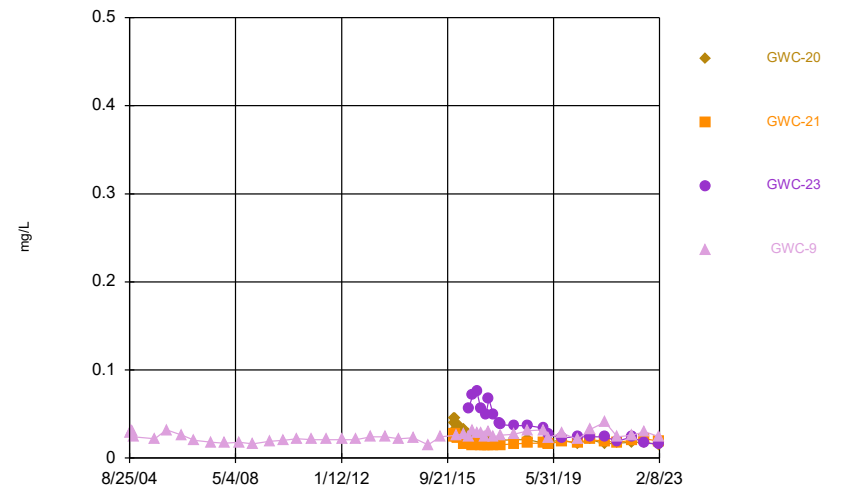
Constituent: Barium Analysis Run 3/7/2023 10:21 AM  
 Plant McIntosh Client: Southern Company Data: McIntosh LF4 CCR

### Time Series



Constituent: Barium Analysis Run 3/7/2023 10:22 AM  
 Plant McIntosh Client: Southern Company Data: McIntosh LF4 CCR

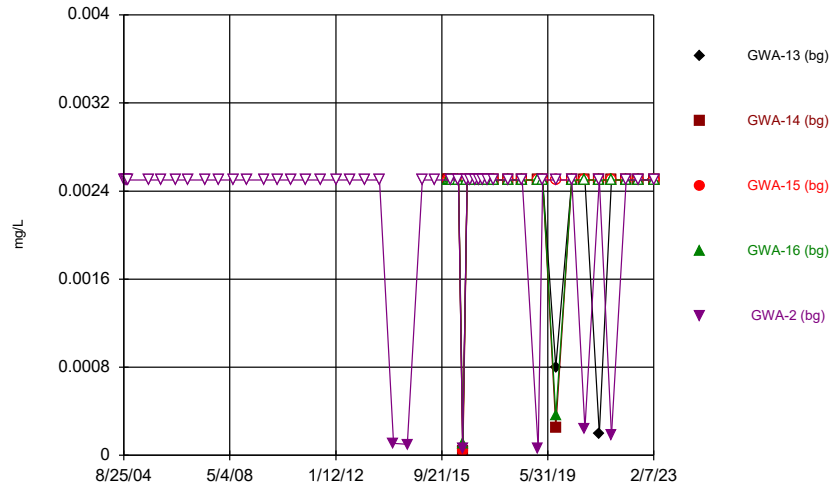
### Time Series



Constituent: Barium Analysis Run 3/7/2023 10:22 AM  
 Plant McIntosh Client: Southern Company Data: McIntosh LF4 CCR

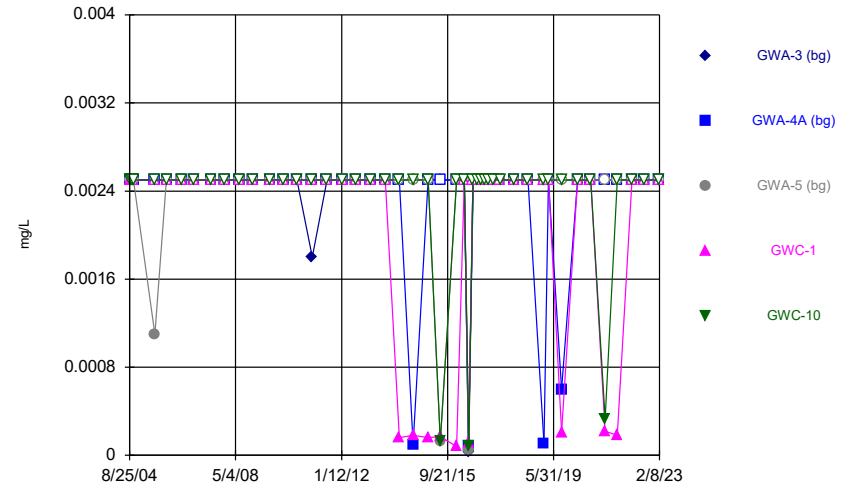


### Time Series



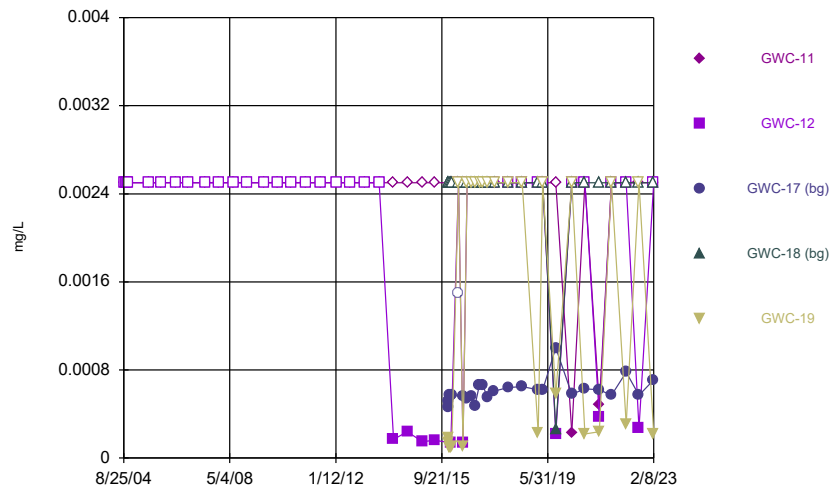
Constituent: Beryllium Analysis Run 3/7/2023 10:22 AM  
Plant McIntosh Client: Southern Company Data: McIntosh LF4 CCR

### Time Series



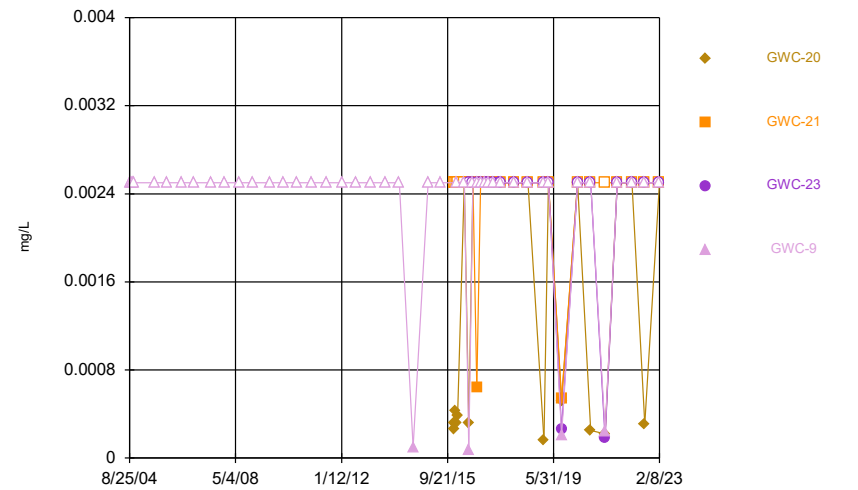
Constituent: Beryllium Analysis Run 3/7/2023 10:22 AM  
Plant McIntosh Client: Southern Company Data: McIntosh LF4 CCR

### Time Series



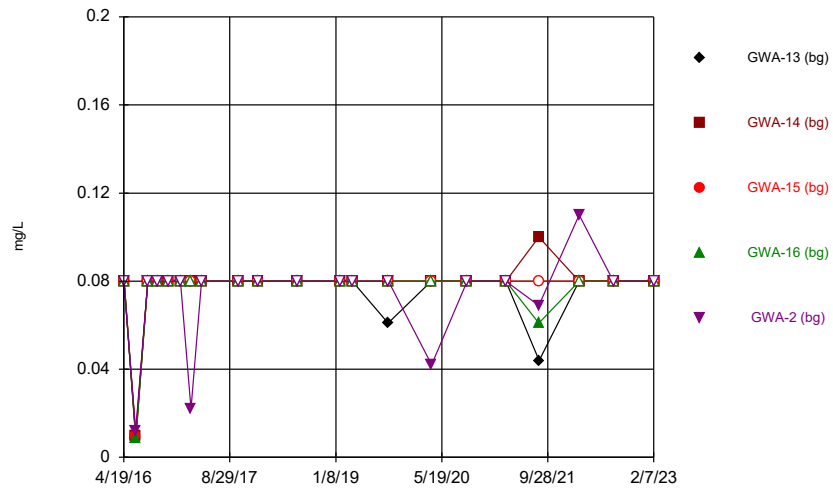
Constituent: Beryllium Analysis Run 3/7/2023 10:22 AM  
Plant McIntosh Client: Southern Company Data: McIntosh LF4 CCR

### Time Series



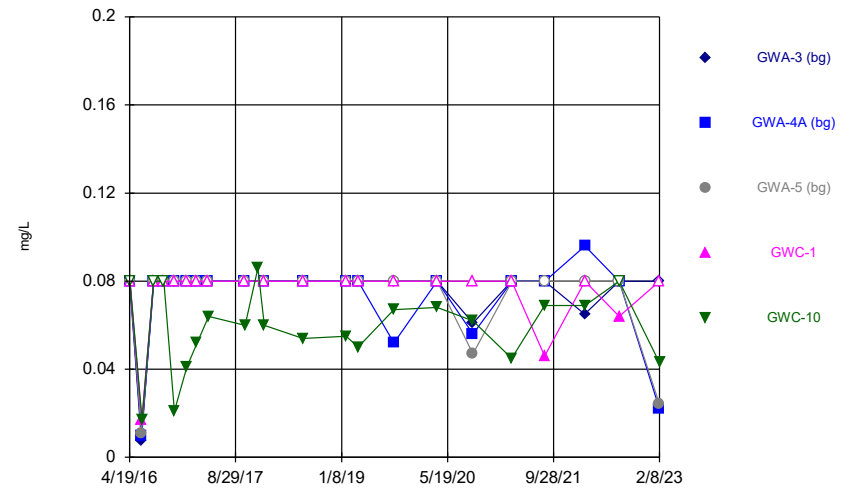
Constituent: Beryllium Analysis Run 3/7/2023 10:22 AM  
Plant McIntosh Client: Southern Company Data: McIntosh LF4 CCR

Time Series



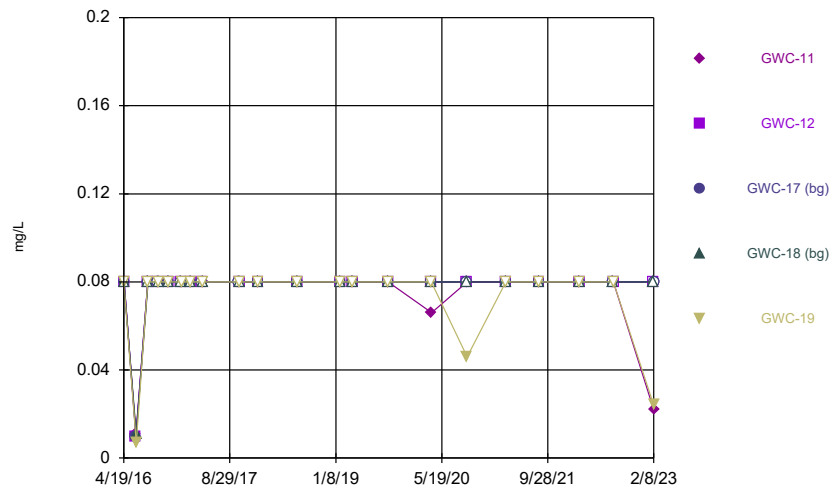
Constituent: Boron Analysis Run 3/7/2023 10:22 AM  
Plant McIntosh Client: Southern Company Data: McIntosh LF4 CCR

Time Series



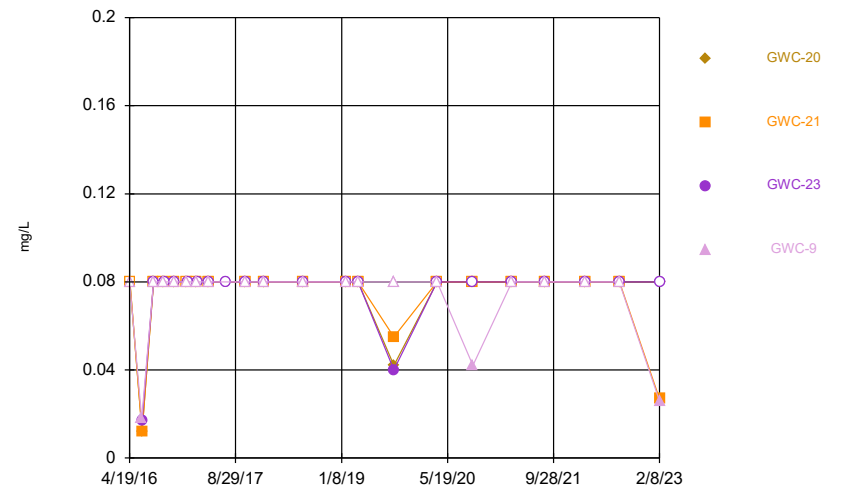
Constituent: Boron Analysis Run 3/7/2023 10:22 AM  
Plant McIntosh Client: Southern Company Data: McIntosh LF4 CCR

Time Series



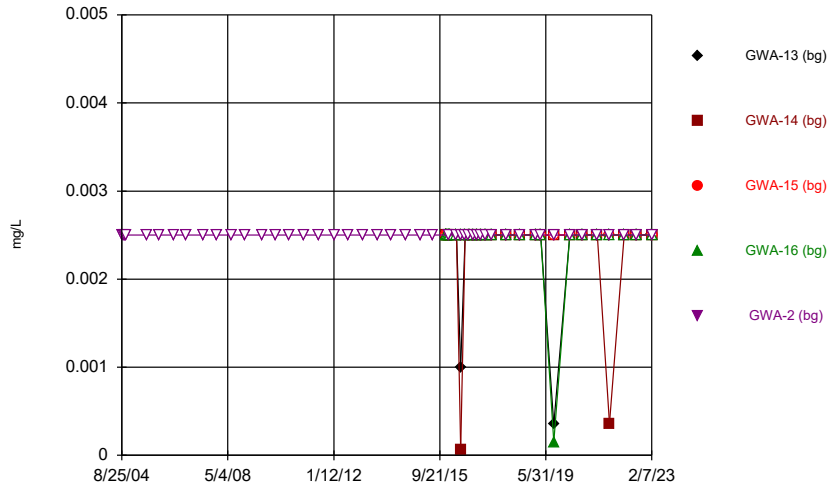
Constituent: Boron Analysis Run 3/7/2023 10:22 AM  
Plant McIntosh Client: Southern Company Data: McIntosh LF4 CCR

Time Series



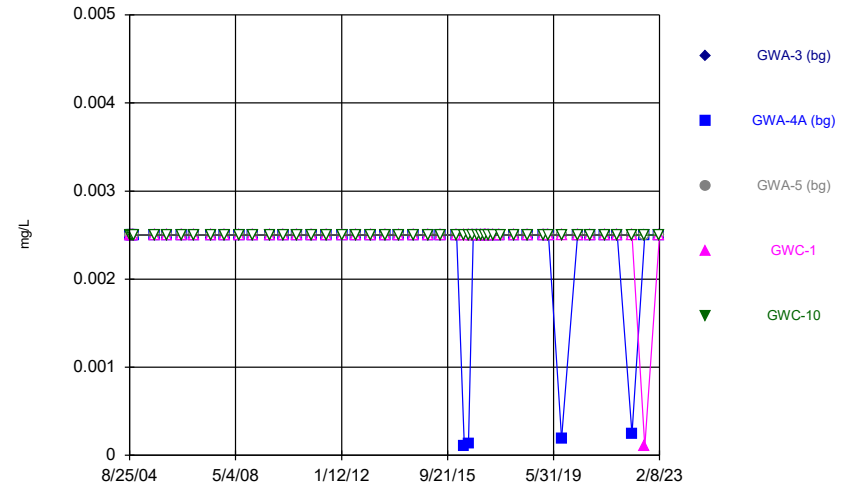
Constituent: Boron Analysis Run 3/7/2023 10:22 AM  
Plant McIntosh Client: Southern Company Data: McIntosh LF4 CCR

### Time Series



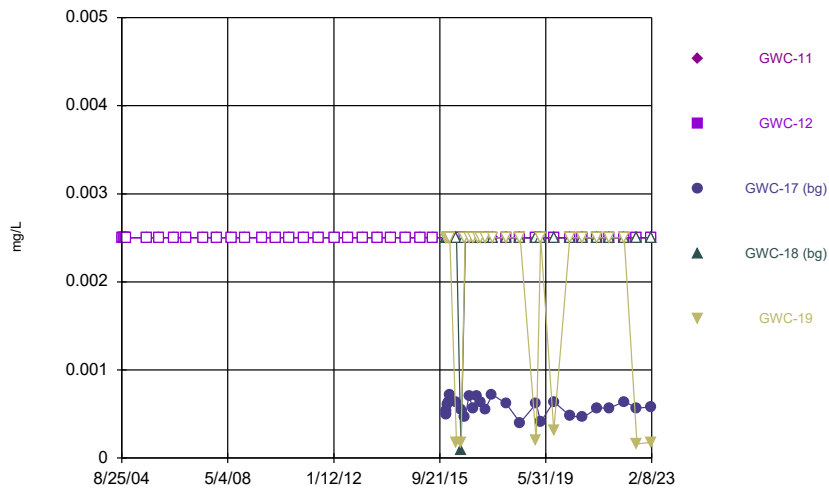
Constituent: Cadmium Analysis Run 3/7/2023 10:22 AM  
Plant McIntosh Client: Southern Company Data: McIntosh LF4 CCR

### Time Series



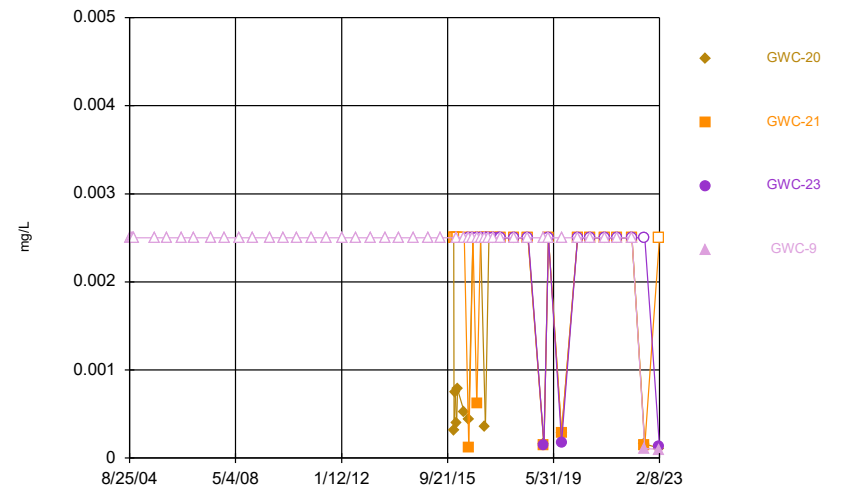
Constituent: Cadmium Analysis Run 3/7/2023 10:22 AM  
Plant McIntosh Client: Southern Company Data: McIntosh LF4 CCR

### Time Series



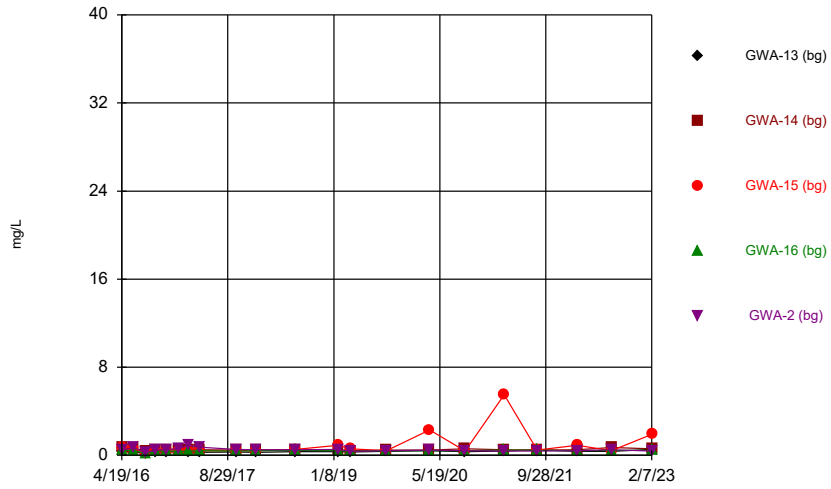
Constituent: Cadmium Analysis Run 3/7/2023 10:22 AM  
Plant McIntosh Client: Southern Company Data: McIntosh LF4 CCR

### Time Series



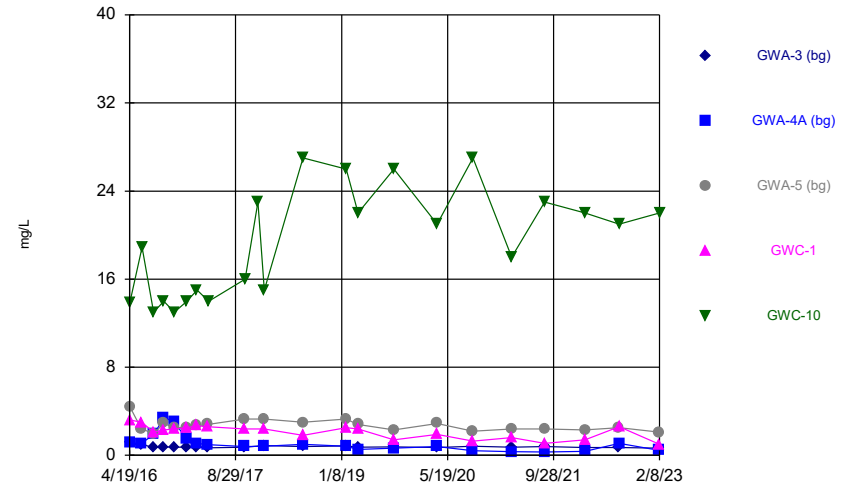
Constituent: Cadmium Analysis Run 3/7/2023 10:22 AM  
Plant McIntosh Client: Southern Company Data: McIntosh LF4 CCR

### Time Series



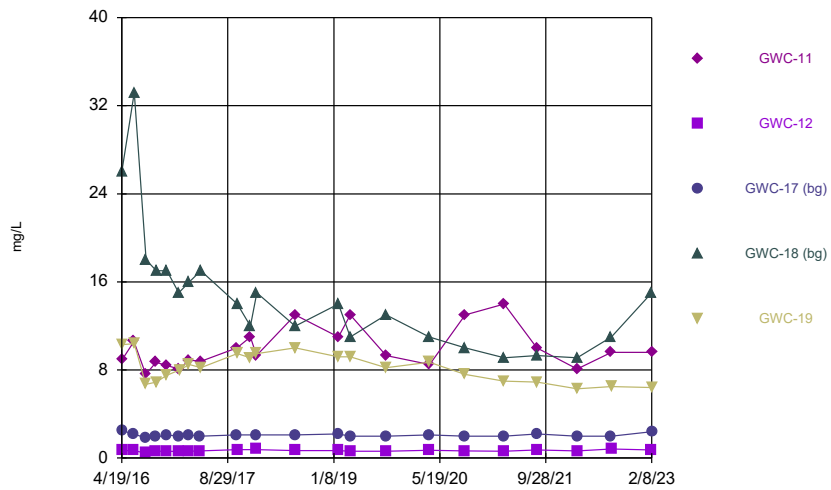
Constituent: Calcium Analysis Run 3/7/2023 10:22 AM  
Plant McIntosh Client: Southern Company Data: McIntosh LF4 CCR

### Time Series



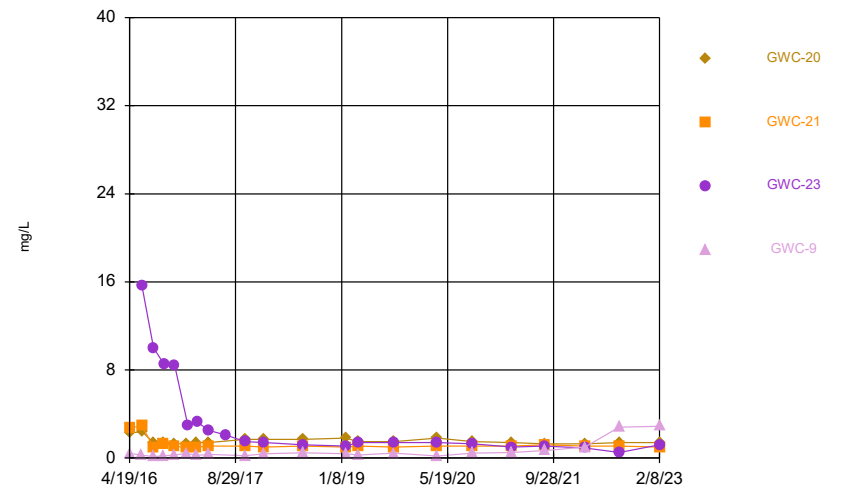
Constituent: Calcium Analysis Run 3/7/2023 10:22 AM  
Plant McIntosh Client: Southern Company Data: McIntosh LF4 CCR

### Time Series



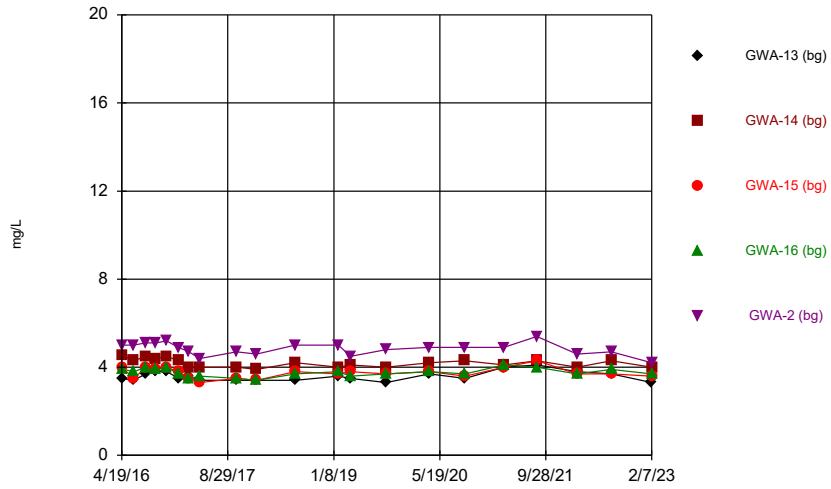
Constituent: Calcium Analysis Run 3/7/2023 10:22 AM  
Plant McIntosh Client: Southern Company Data: McIntosh LF4 CCR

### Time Series



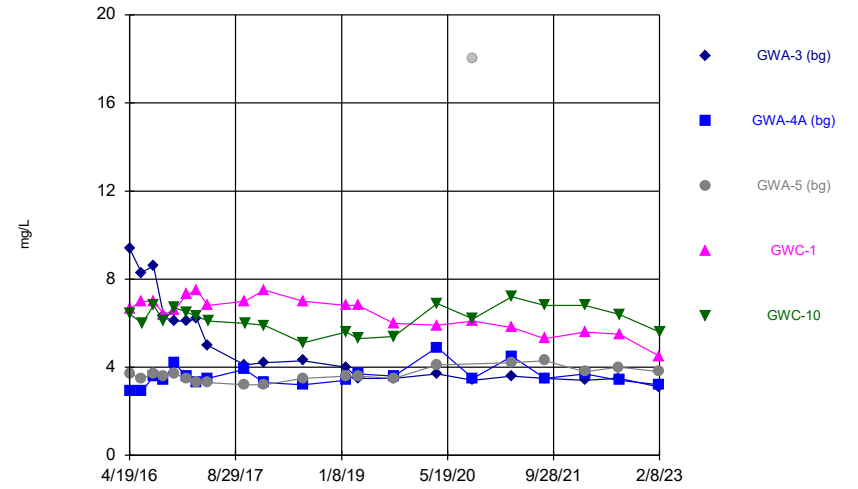
Constituent: Calcium Analysis Run 3/7/2023 10:22 AM  
Plant McIntosh Client: Southern Company Data: McIntosh LF4 CCR

### Time Series



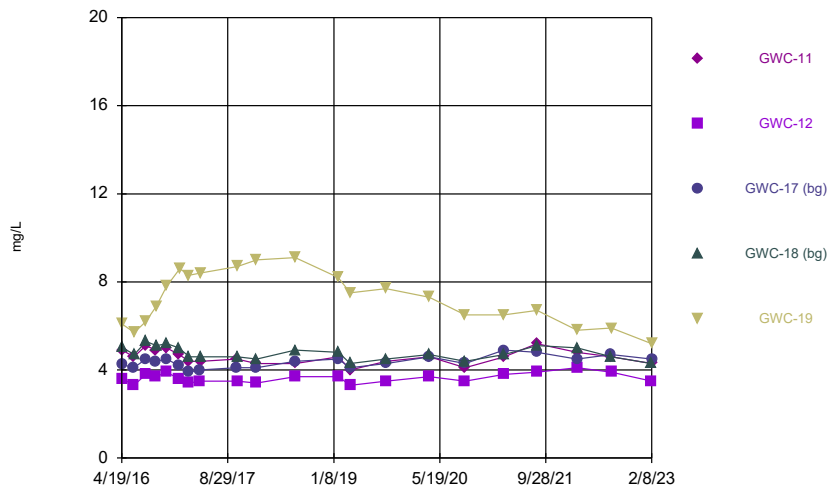
Constituent: Chloride Analysis Run 3/7/2023 10:22 AM  
 Plant McIntosh Client: Southern Company Data: McIntosh LF4 CCR

### Time Series



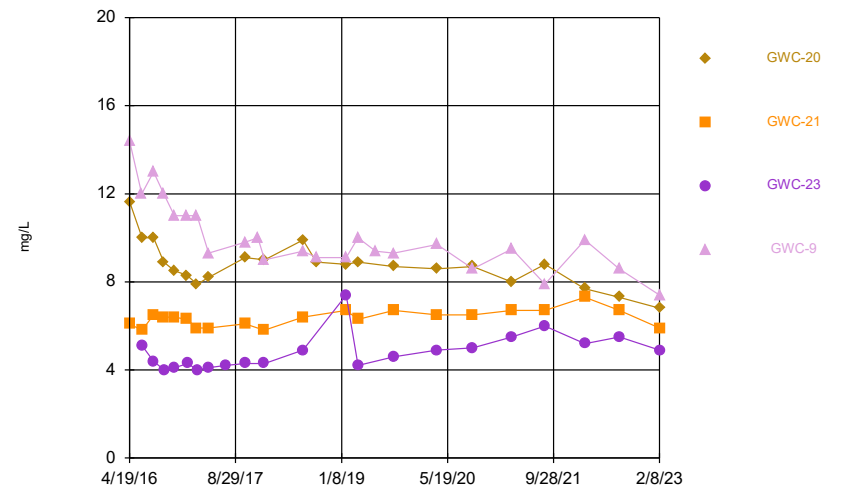
Constituent: Chloride Analysis Run 3/7/2023 10:22 AM  
 Plant McIntosh Client: Southern Company Data: McIntosh LF4 CCR

### Time Series



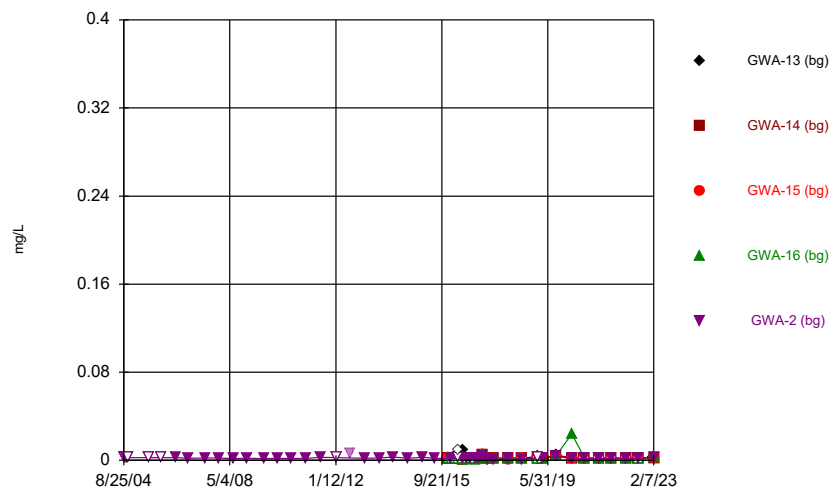
Constituent: Chloride Analysis Run 3/7/2023 10:22 AM  
 Plant McIntosh Client: Southern Company Data: McIntosh LF4 CCR

### Time Series



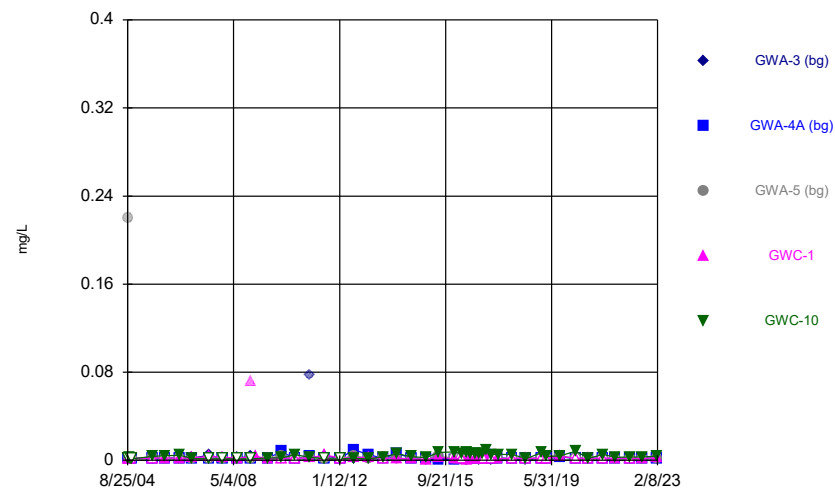
Constituent: Chloride Analysis Run 3/7/2023 10:22 AM  
 Plant McIntosh Client: Southern Company Data: McIntosh LF4 CCR

### Time Series



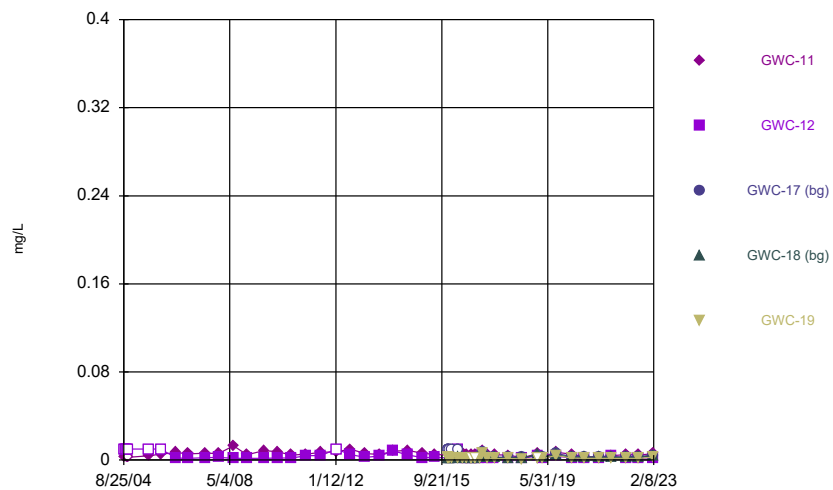
Constituent: Chromium Analysis Run 3/7/2023 10:22 AM  
Plant McIntosh Client: Southern Company Data: McIntosh LF4 CCR

### Time Series



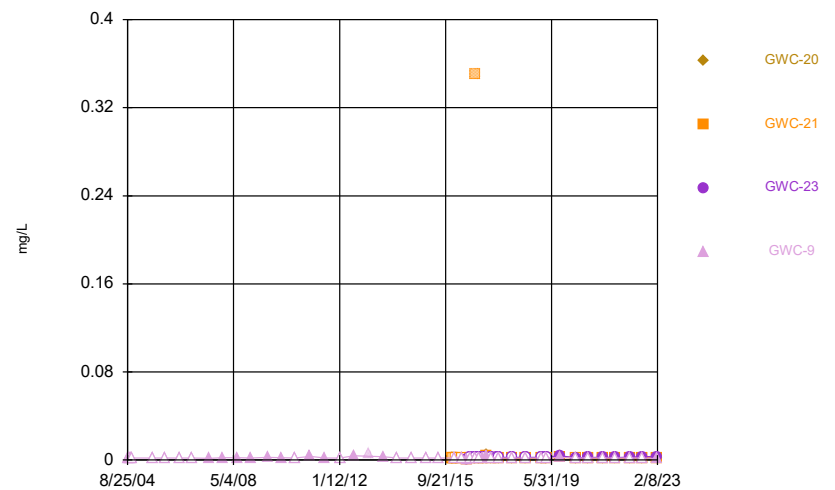
Constituent: Chromium Analysis Run 3/7/2023 10:22 AM  
Plant McIntosh Client: Southern Company Data: McIntosh LF4 CCR

### Time Series



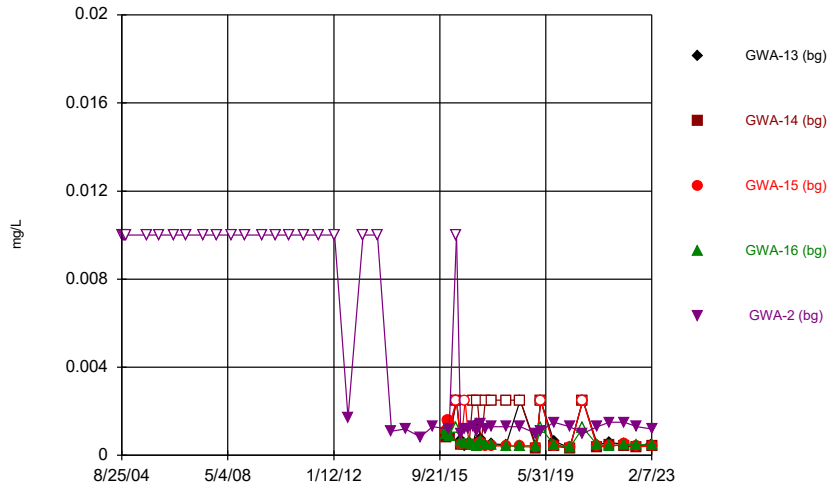
Constituent: Chromium Analysis Run 3/7/2023 10:22 AM  
Plant McIntosh Client: Southern Company Data: McIntosh LF4 CCR

### Time Series



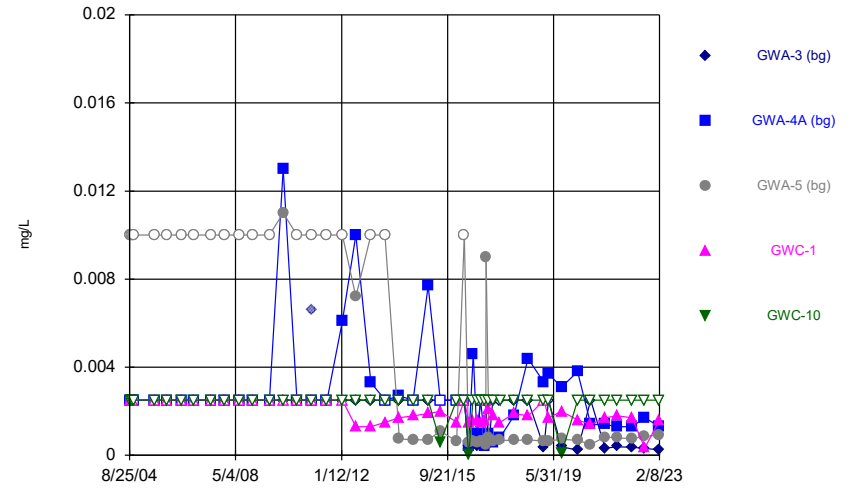
Constituent: Chromium Analysis Run 3/7/2023 10:22 AM  
Plant McIntosh Client: Southern Company Data: McIntosh LF4 CCR

### Time Series



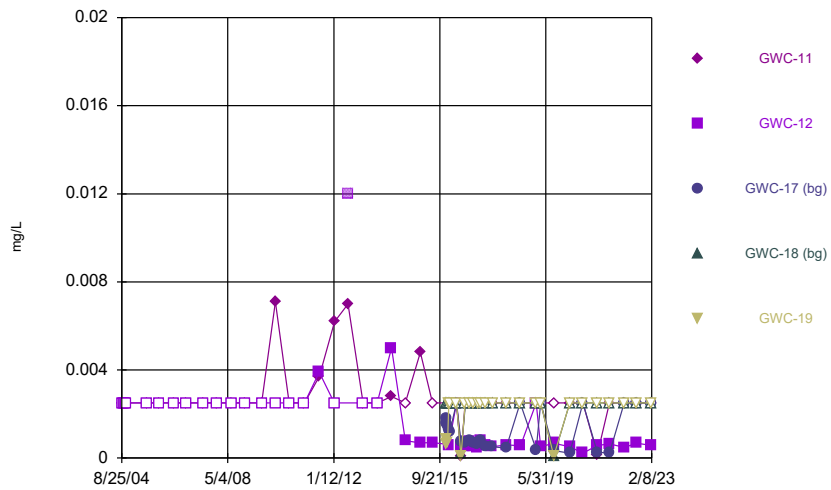
Constituent: Cobalt Analysis Run 3/7/2023 10:22 AM  
Plant McIntosh Client: Southern Company Data: McIntosh LF4 CCR

### Time Series



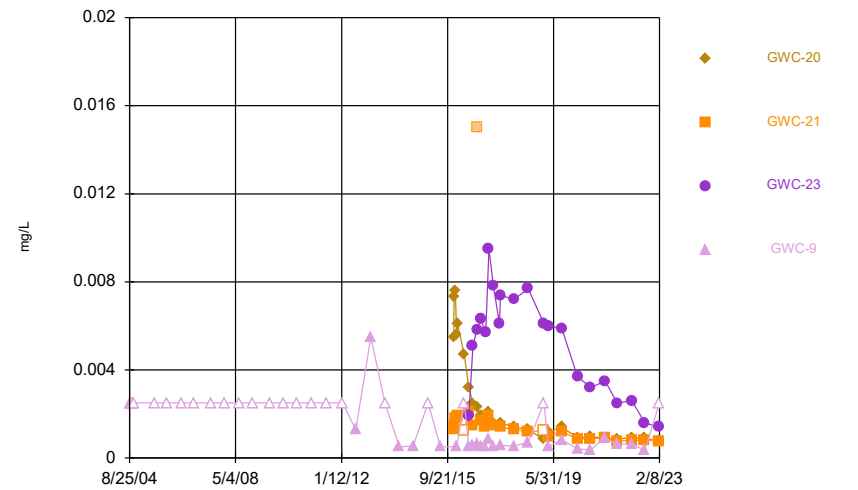
Constituent: Cobalt Analysis Run 3/7/2023 10:22 AM  
Plant McIntosh Client: Southern Company Data: McIntosh LF4 CCR

### Time Series



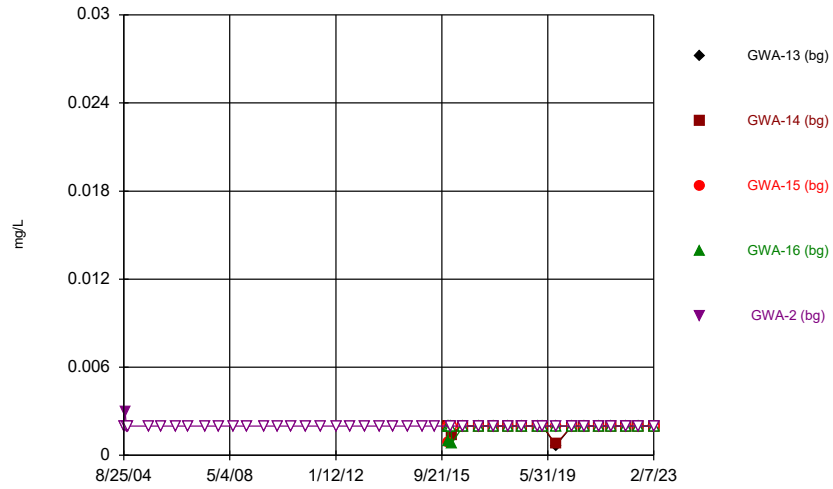
Constituent: Cobalt Analysis Run 3/7/2023 10:22 AM  
Plant McIntosh Client: Southern Company Data: McIntosh LF4 CCR

### Time Series



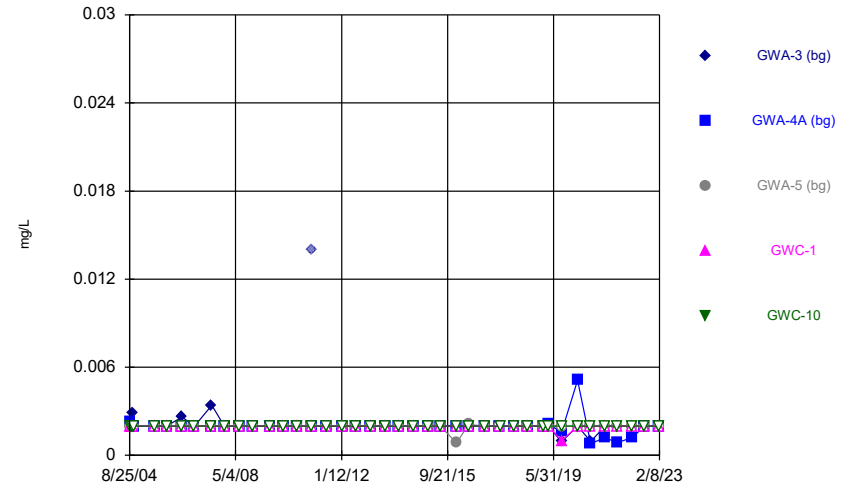
Constituent: Cobalt Analysis Run 3/7/2023 10:22 AM  
Plant McIntosh Client: Southern Company Data: McIntosh LF4 CCR

### Time Series



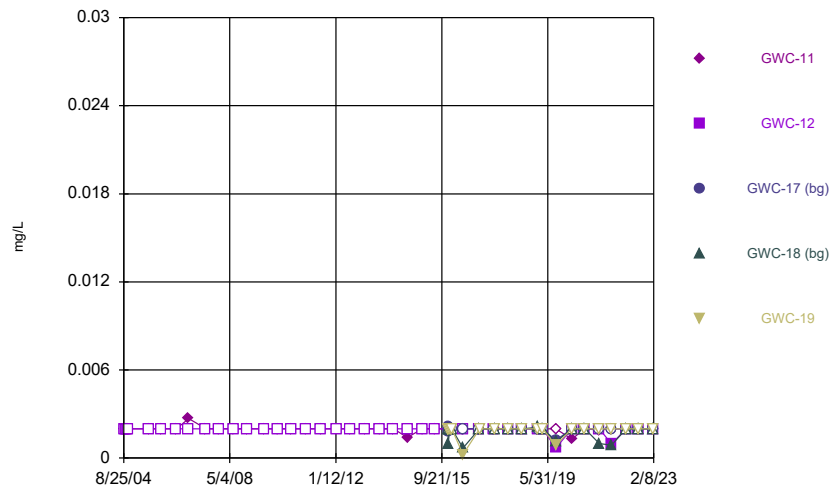
Constituent: Copper Analysis Run 3/7/2023 10:22 AM  
Plant McIntosh Client: Southern Company Data: McIntosh LF4 CCR

### Time Series



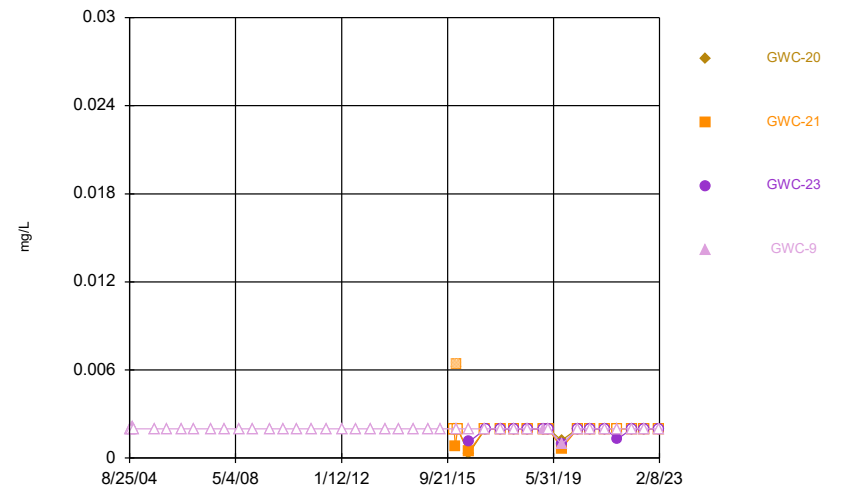
Constituent: Copper Analysis Run 3/7/2023 10:22 AM  
Plant McIntosh Client: Southern Company Data: McIntosh LF4 CCR

### Time Series



Constituent: Copper Analysis Run 3/7/2023 10:22 AM  
Plant McIntosh Client: Southern Company Data: McIntosh LF4 CCR

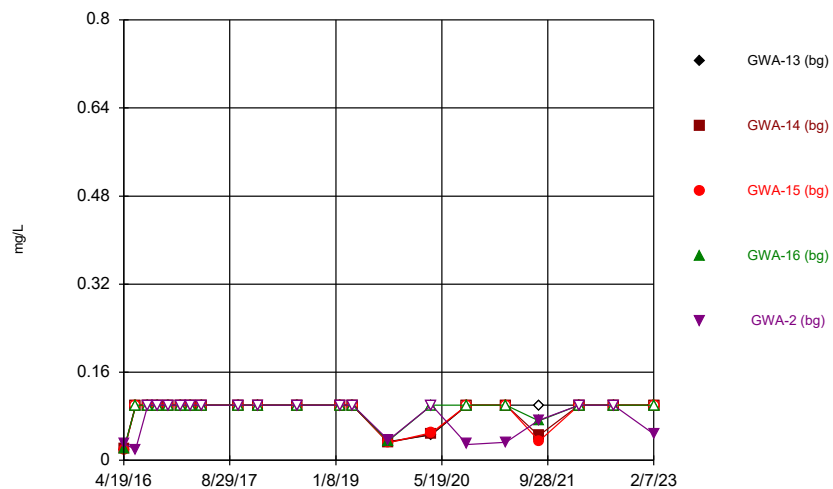
### Time Series



Constituent: Copper Analysis Run 3/7/2023 10:22 AM  
Plant McIntosh Client: Southern Company Data: McIntosh LF4 CCR

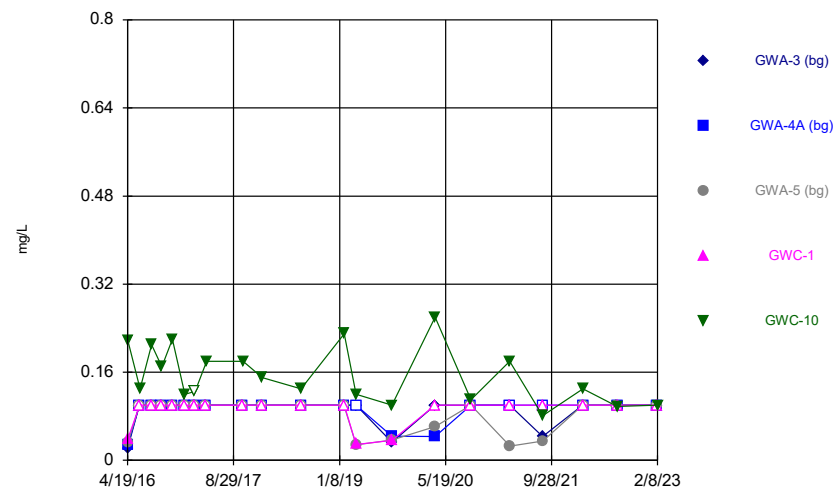


### Time Series



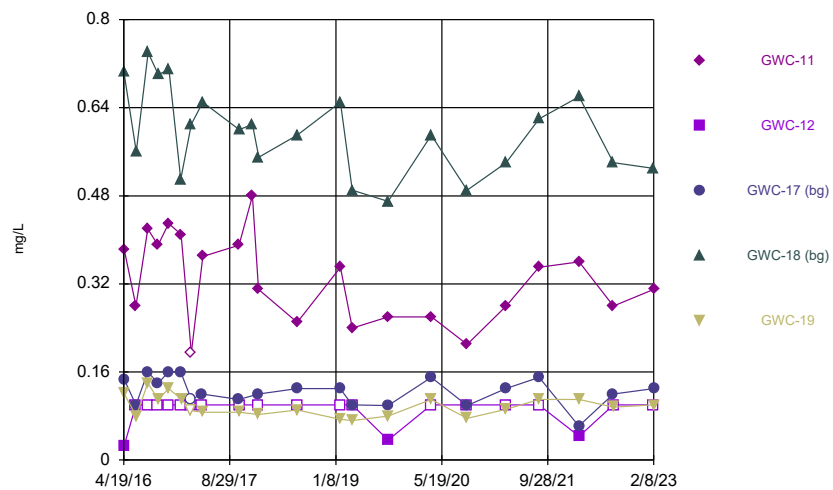
Constituent: Fluoride Analysis Run 3/7/2023 10:22 AM  
Plant McIntosh Client: Southern Company Data: McIntosh LF4 CCR

### Time Series



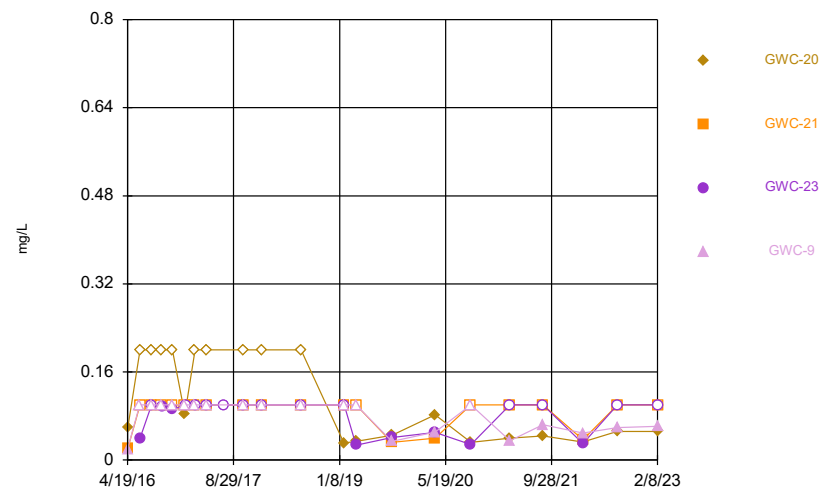
Constituent: Fluoride Analysis Run 3/7/2023 10:22 AM  
Plant McIntosh Client: Southern Company Data: McIntosh LF4 CCR

### Time Series



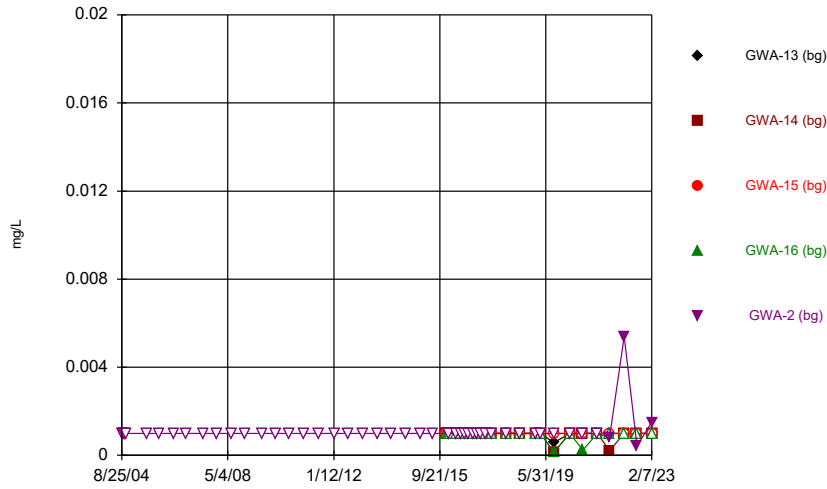
Constituent: Fluoride Analysis Run 3/7/2023 10:22 AM  
Plant McIntosh Client: Southern Company Data: McIntosh LF4 CCR

### Time Series



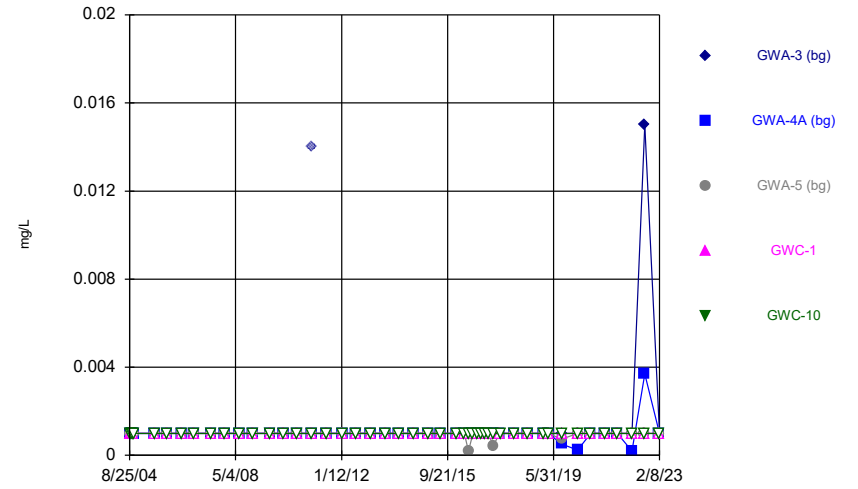
Constituent: Fluoride Analysis Run 3/7/2023 10:22 AM  
Plant McIntosh Client: Southern Company Data: McIntosh LF4 CCR

### Time Series



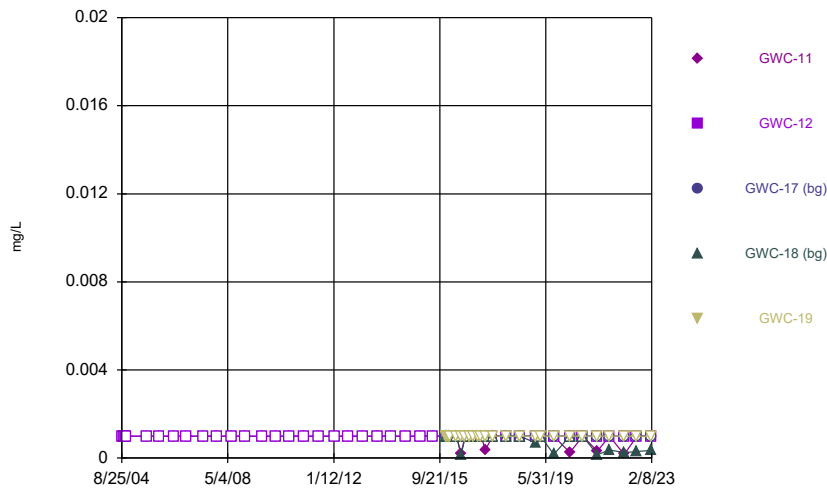
Constituent: Lead Analysis Run 3/7/2023 10:22 AM  
Plant McIntosh Client: Southern Company Data: McIntosh LF4 CCR

### Time Series



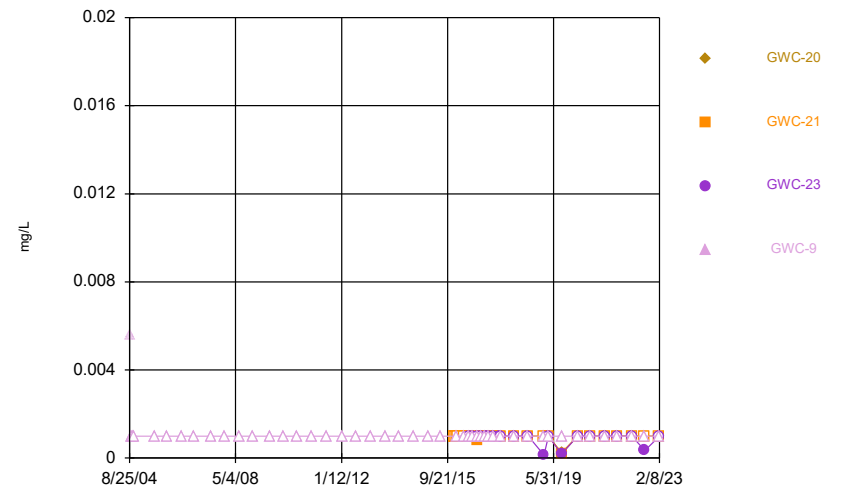
Constituent: Lead Analysis Run 3/7/2023 10:22 AM  
Plant McIntosh Client: Southern Company Data: McIntosh LF4 CCR

### Time Series



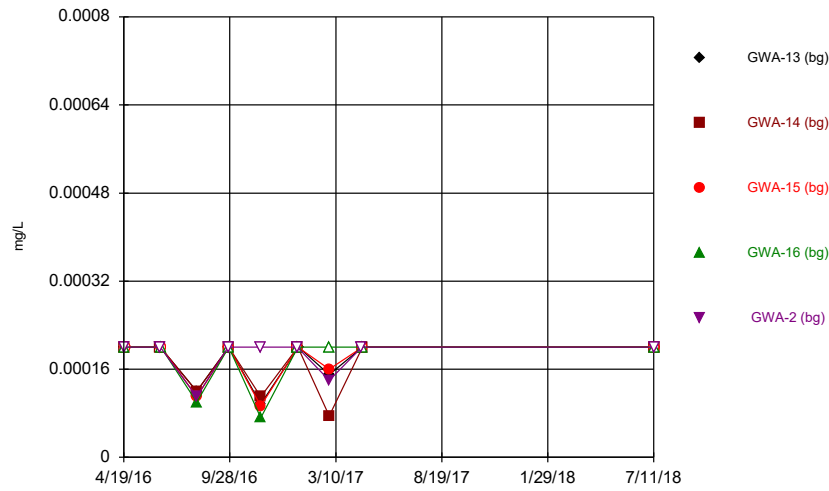
Constituent: Lead Analysis Run 3/7/2023 10:22 AM  
Plant McIntosh Client: Southern Company Data: McIntosh LF4 CCR

### Time Series



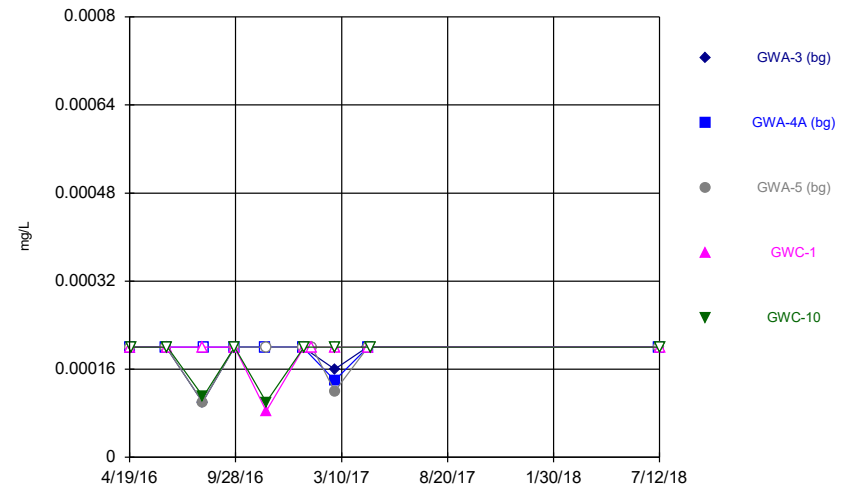
Constituent: Lead Analysis Run 3/7/2023 10:22 AM  
Plant McIntosh Client: Southern Company Data: McIntosh LF4 CCR

Time Series



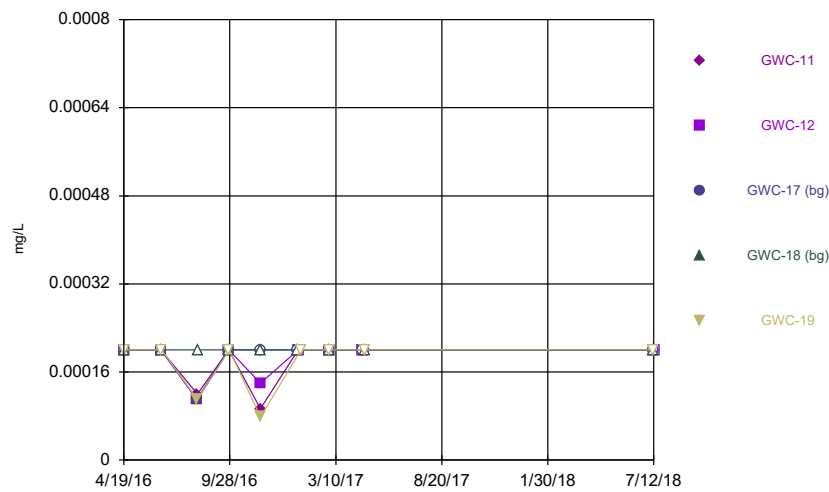
Constituent: Mercury Analysis Run 3/7/2023 10:22 AM  
Plant McIntosh Client: Southern Company Data: McIntosh LF4 CCR

Time Series



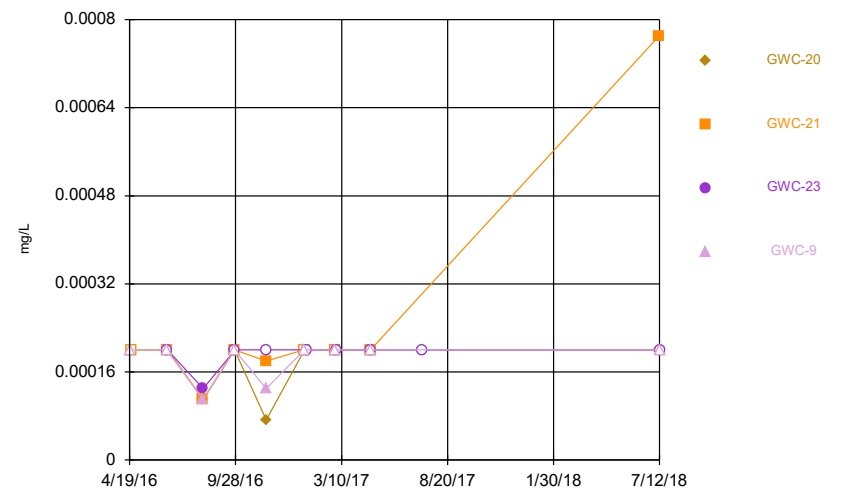
Constituent: Mercury Analysis Run 3/7/2023 10:22 AM  
Plant McIntosh Client: Southern Company Data: McIntosh LF4 CCR

Time Series



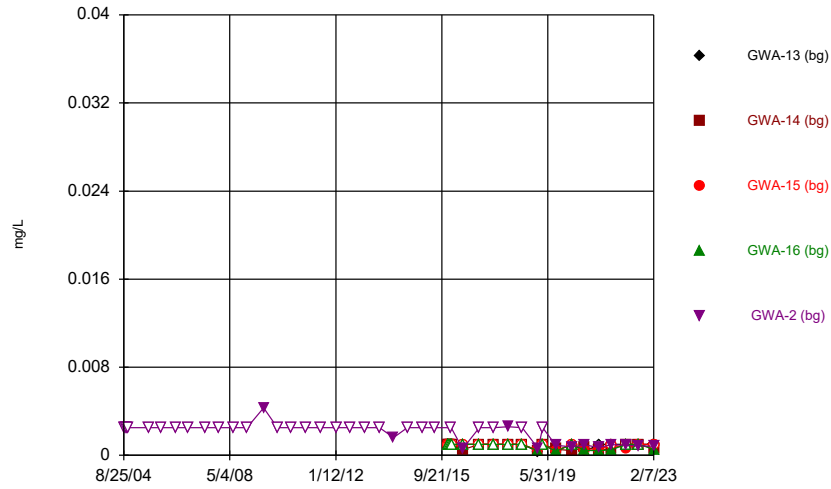
Constituent: Mercury Analysis Run 3/7/2023 10:22 AM  
Plant McIntosh Client: Southern Company Data: McIntosh LF4 CCR

Time Series



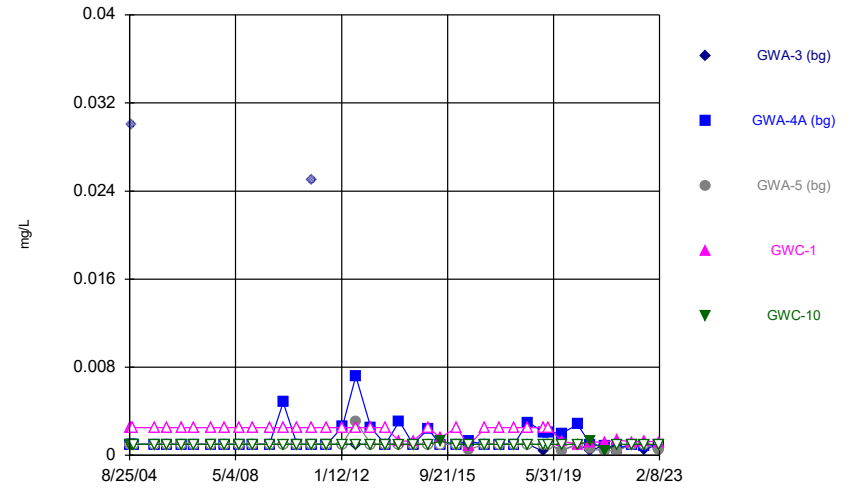
Constituent: Mercury Analysis Run 3/7/2023 10:22 AM  
Plant McIntosh Client: Southern Company Data: McIntosh LF4 CCR

### Time Series



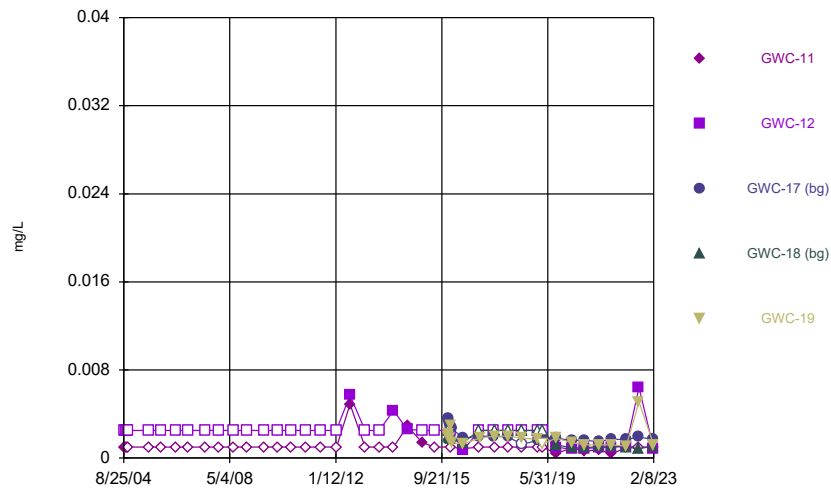
Constituent: Nickel Analysis Run 3/7/2023 10:22 AM  
Plant McIntosh Client: Southern Company Data: McIntosh LF4 CCR

### Time Series



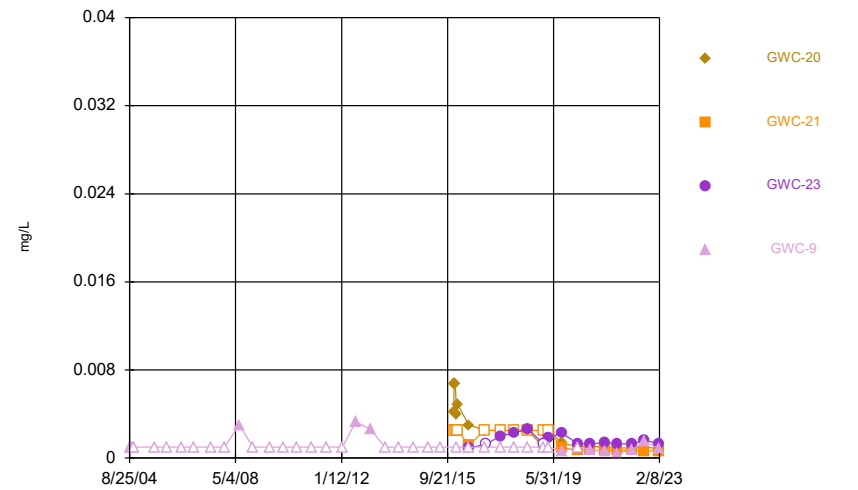
Constituent: Nickel Analysis Run 3/7/2023 10:22 AM  
Plant McIntosh Client: Southern Company Data: McIntosh LF4 CCR

### Time Series



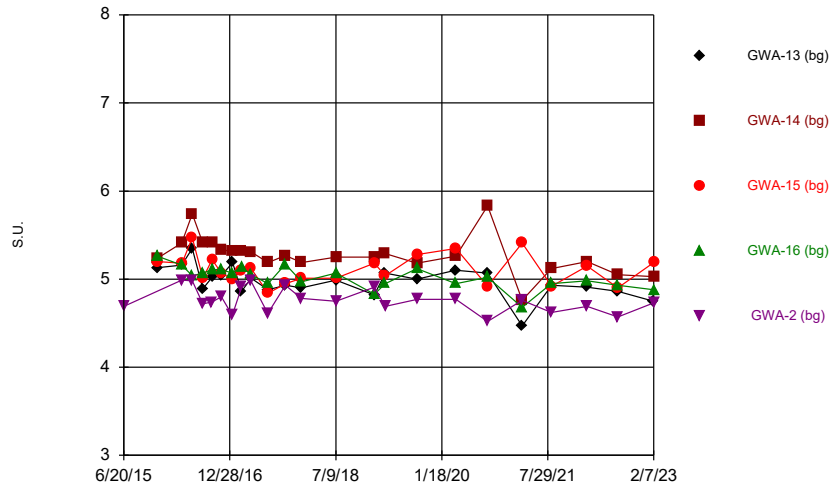
Constituent: Nickel Analysis Run 3/7/2023 10:23 AM  
Plant McIntosh Client: Southern Company Data: McIntosh LF4 CCR

### Time Series



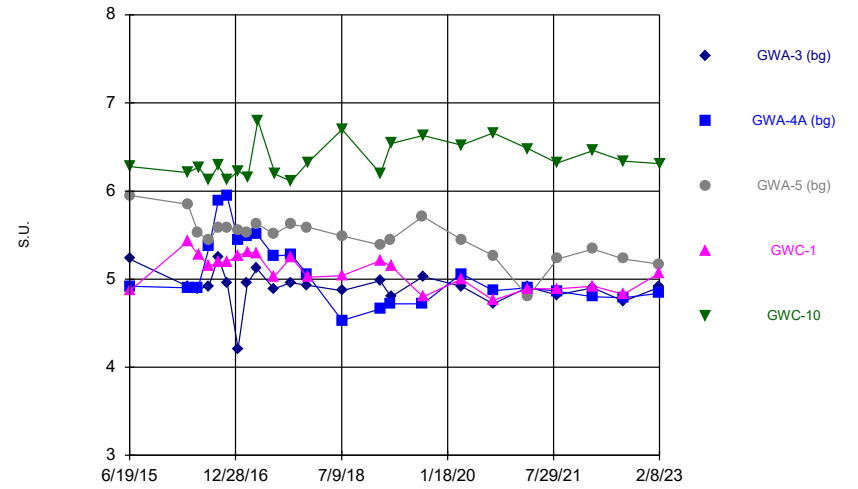
Constituent: Nickel Analysis Run 3/7/2023 10:23 AM  
Plant McIntosh Client: Southern Company Data: McIntosh LF4 CCR

### Time Series



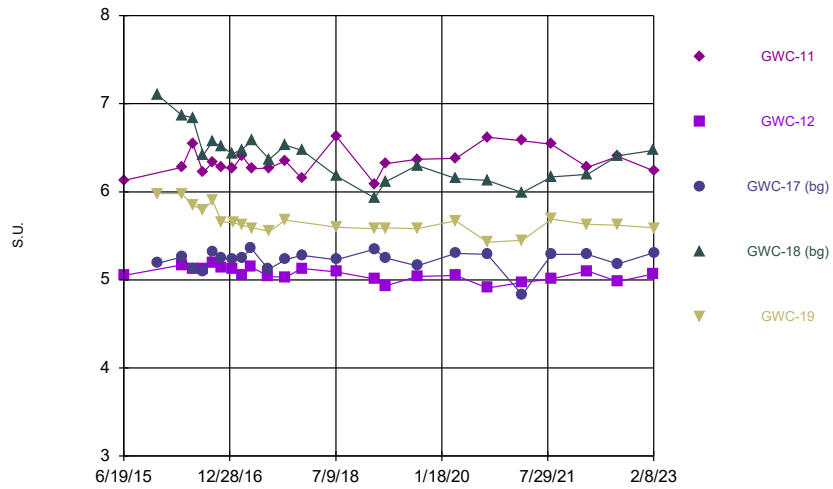
Constituent: pH Analysis Run 3/7/2023 10:23 AM  
 Plant McIntosh Client: Southern Company Data: McIntosh LF4 CCR

### Time Series



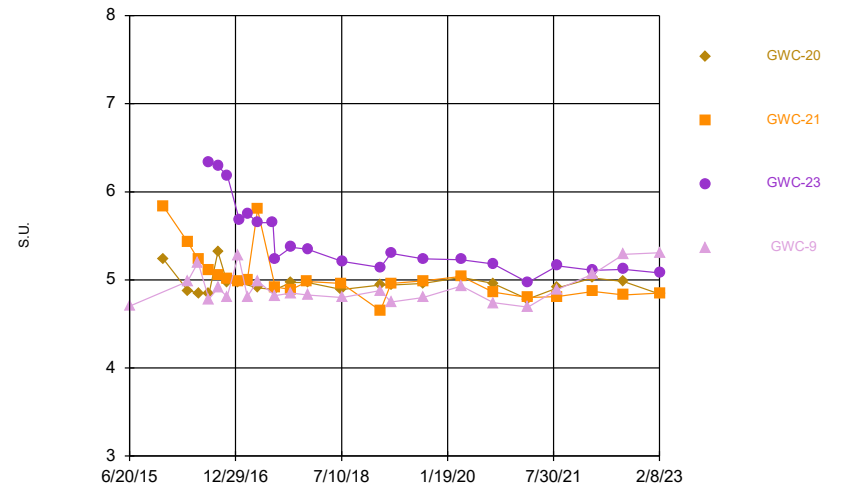
Constituent: pH Analysis Run 3/7/2023 10:23 AM  
 Plant McIntosh Client: Southern Company Data: McIntosh LF4 CCR

### Time Series



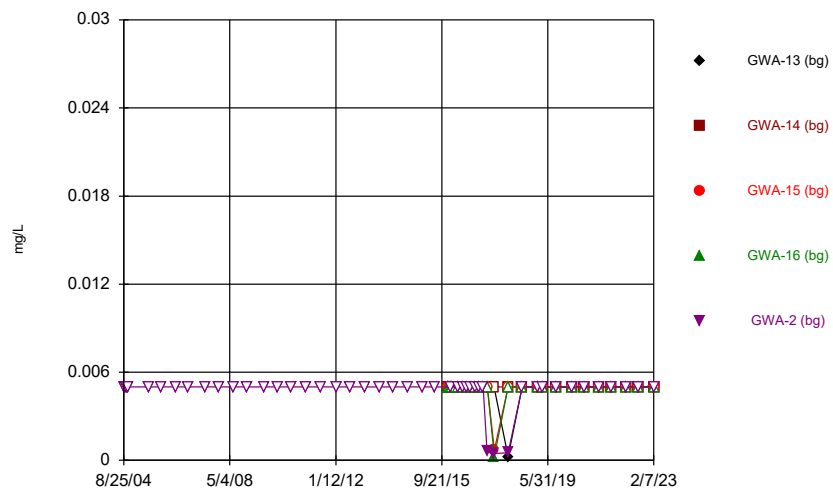
Constituent: pH Analysis Run 3/7/2023 10:23 AM  
 Plant McIntosh Client: Southern Company Data: McIntosh LF4 CCR

### Time Series



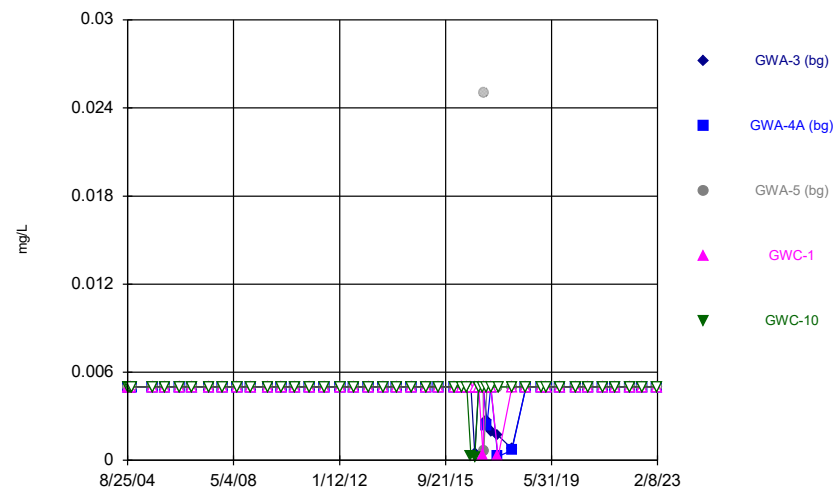
Constituent: pH Analysis Run 3/7/2023 10:23 AM  
 Plant McIntosh Client: Southern Company Data: McIntosh LF4 CCR

### Time Series



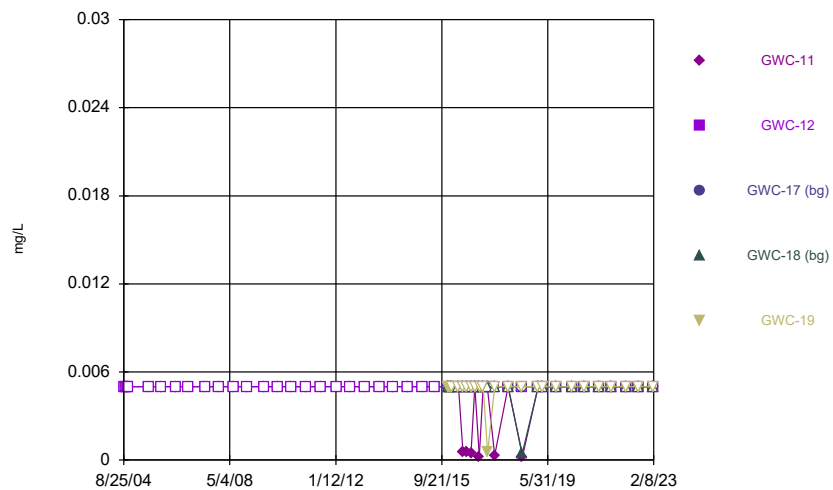
Constituent: Seleniun Analysis Run 3/7/2023 10:23 AM  
Plant McIntosh Client: Southern Company Data: McIntosh LF4 CCR

### Time Series



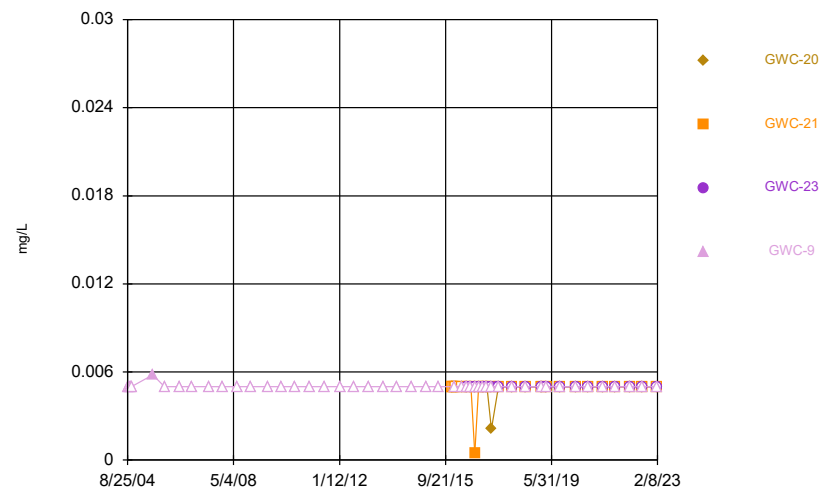
Constituent: Seleniun Analysis Run 3/7/2023 10:23 AM  
Plant McIntosh Client: Southern Company Data: McIntosh LF4 CCR

### Time Series



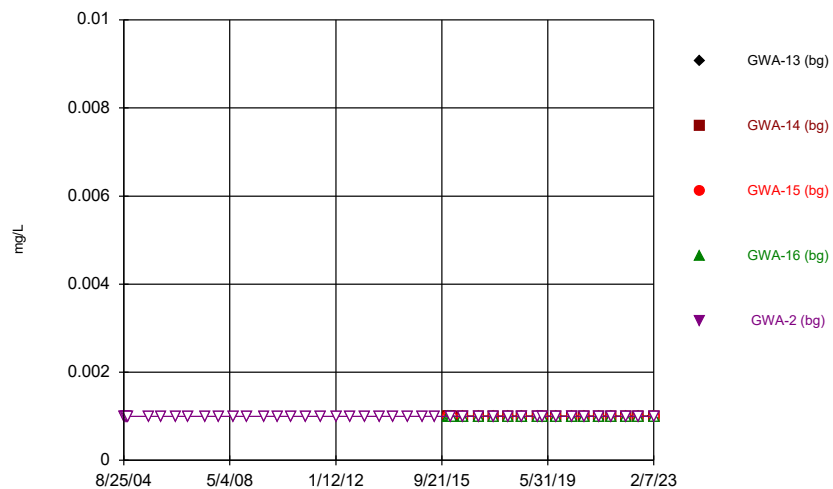
Constituent: Seleniun Analysis Run 3/7/2023 10:23 AM  
Plant McIntosh Client: Southern Company Data: McIntosh LF4 CCR

### Time Series



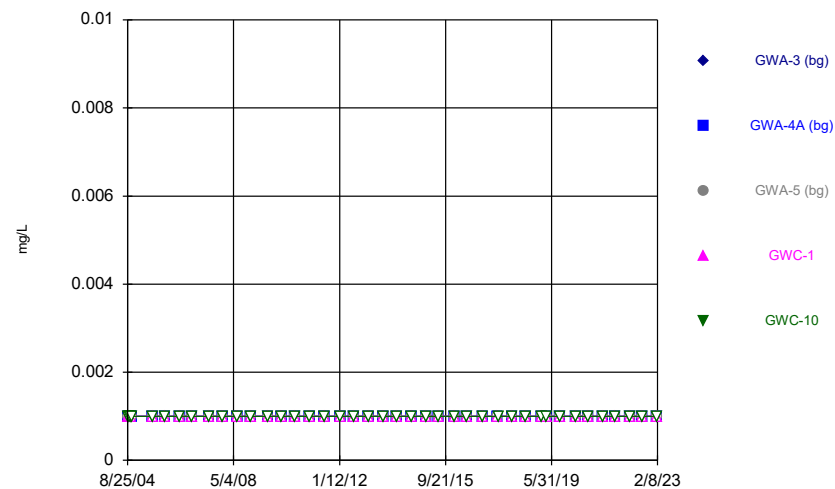
Constituent: Seleniun Analysis Run 3/7/2023 10:23 AM  
Plant McIntosh Client: Southern Company Data: McIntosh LF4 CCR

### Time Series



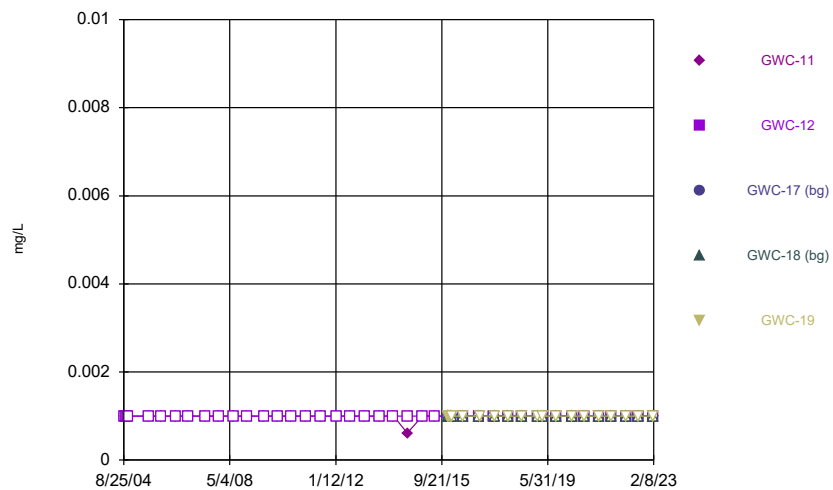
Constituent: Silver Analysis Run 3/7/2023 10:23 AM  
Plant McIntosh Client: Southern Company Data: McIntosh LF4 CCR

### Time Series



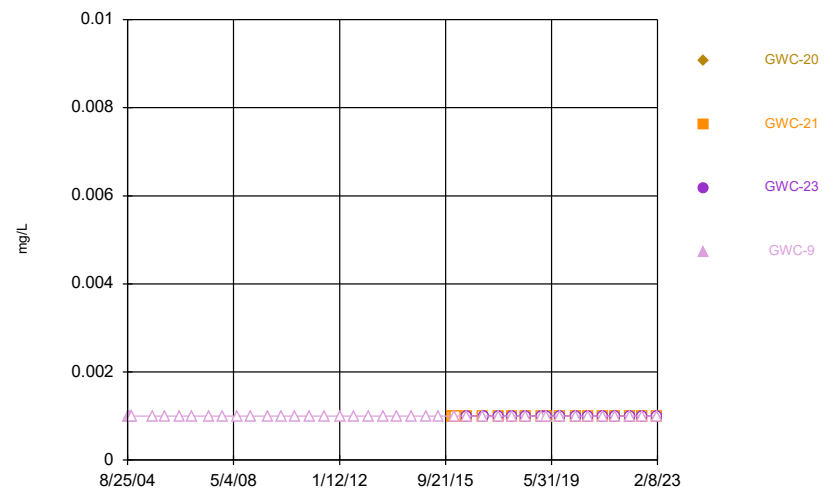
Constituent: Silver Analysis Run 3/7/2023 10:23 AM  
Plant McIntosh Client: Southern Company Data: McIntosh LF4 CCR

### Time Series



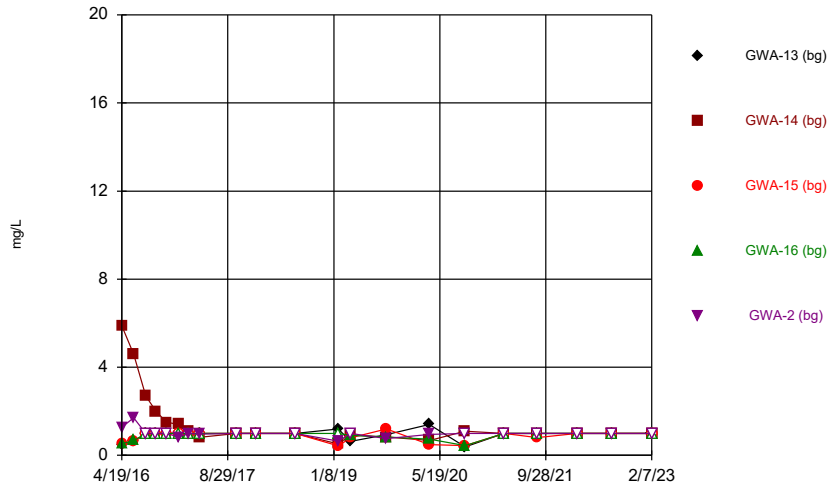
Constituent: Silver Analysis Run 3/7/2023 10:23 AM  
Plant McIntosh Client: Southern Company Data: McIntosh LF4 CCR

### Time Series



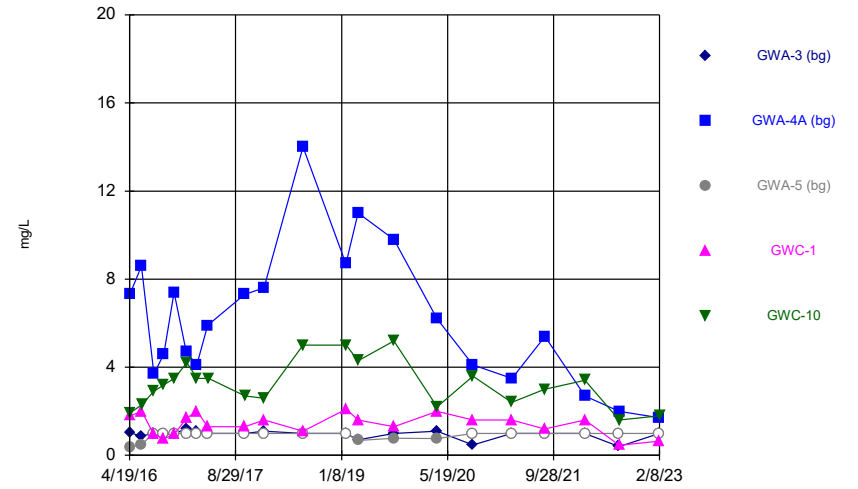
Constituent: Silver Analysis Run 3/7/2023 10:23 AM  
Plant McIntosh Client: Southern Company Data: McIntosh LF4 CCR

Time Series



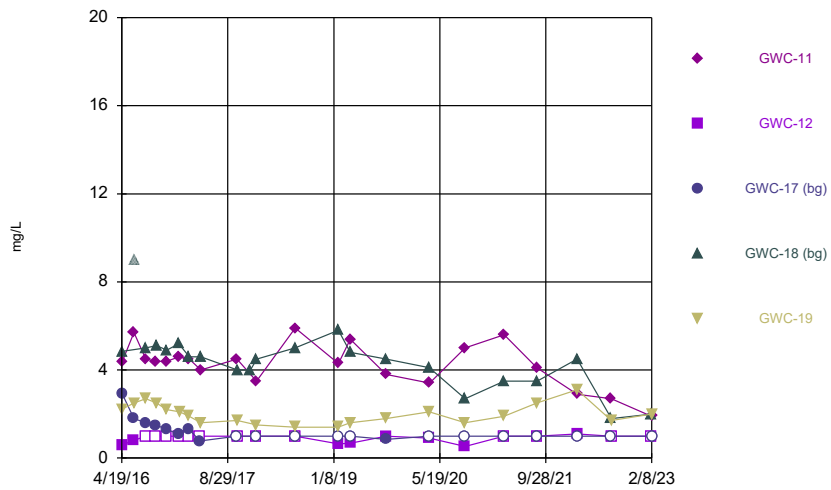
Constituent: Sulfate Analysis Run 3/7/2023 10:23 AM  
Plant McIntosh Client: Southern Company Data: McIntosh LF4 CCR

Time Series



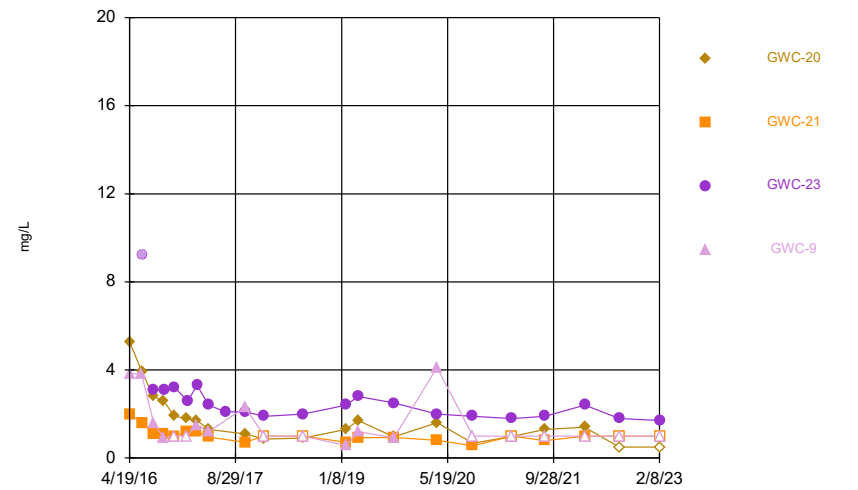
Constituent: Sulfate Analysis Run 3/7/2023 10:23 AM  
Plant McIntosh Client: Southern Company Data: McIntosh LF4 CCR

Time Series



Constituent: Sulfate Analysis Run 3/7/2023 10:23 AM  
Plant McIntosh Client: Southern Company Data: McIntosh LF4 CCR

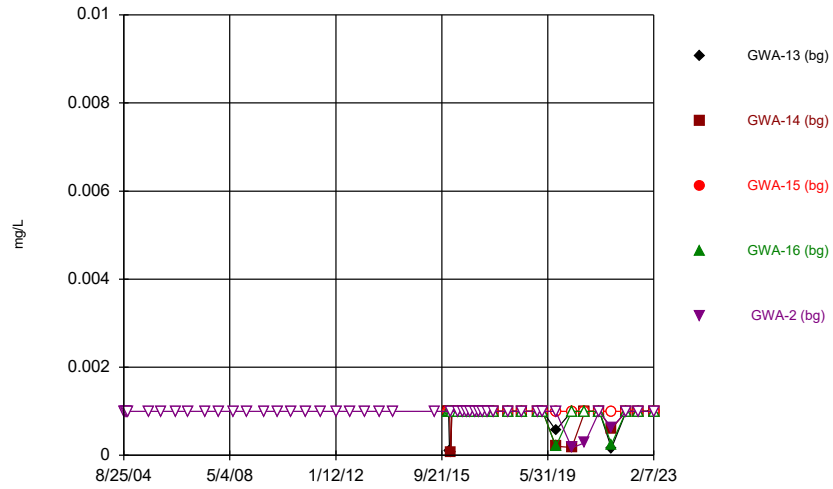
Time Series



Constituent: Sulfate Analysis Run 3/7/2023 10:23 AM  
Plant McIntosh Client: Southern Company Data: McIntosh LF4 CCR

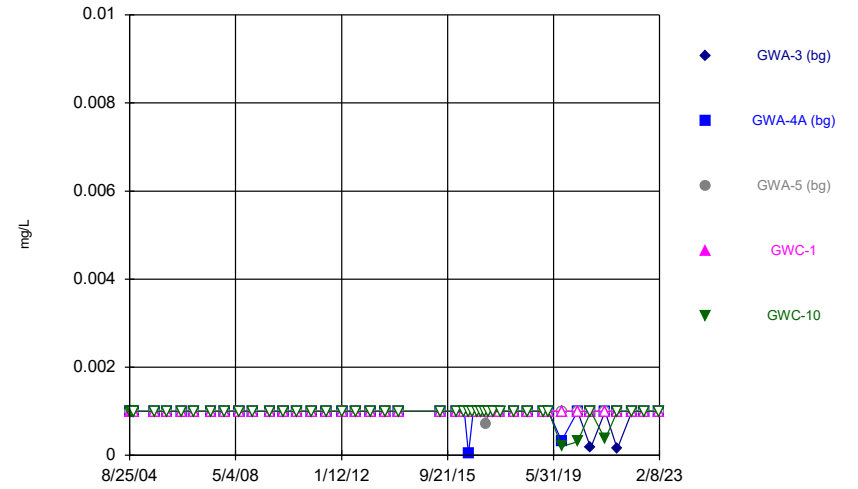


### Time Series



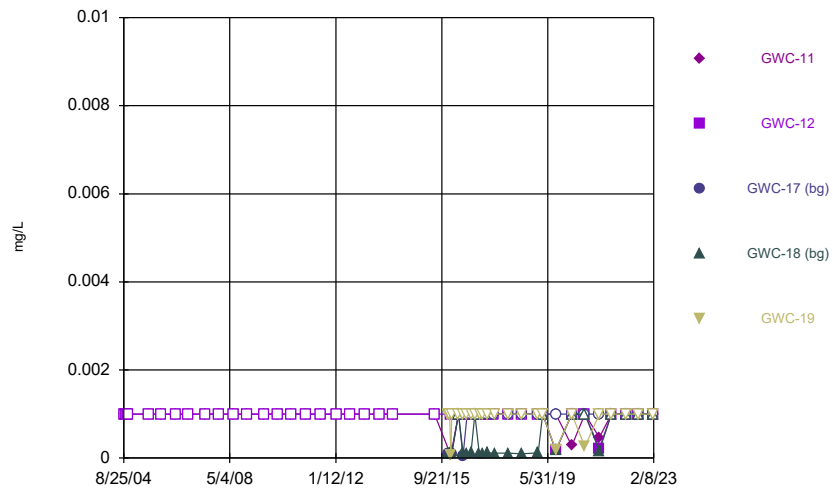
Constituent: Thallium Analysis Run 3/7/2023 10:23 AM  
Plant McIntosh Client: Southern Company Data: McIntosh LF4 CCR

### Time Series



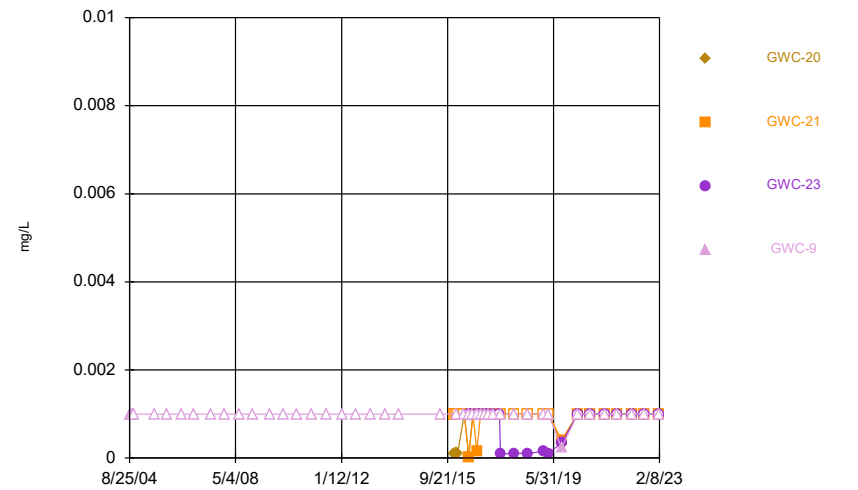
Constituent: Thallium Analysis Run 3/7/2023 10:23 AM  
Plant McIntosh Client: Southern Company Data: McIntosh LF4 CCR

### Time Series



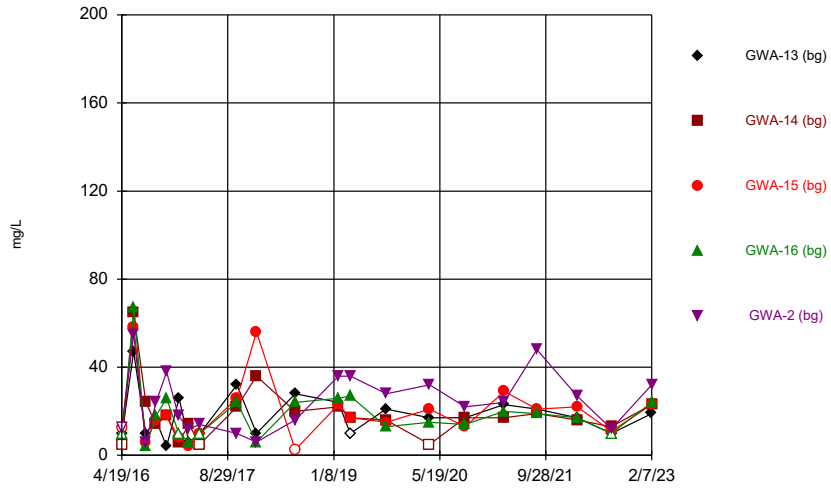
Constituent: Thallium Analysis Run 3/7/2023 10:23 AM  
Plant McIntosh Client: Southern Company Data: McIntosh LF4 CCR

### Time Series



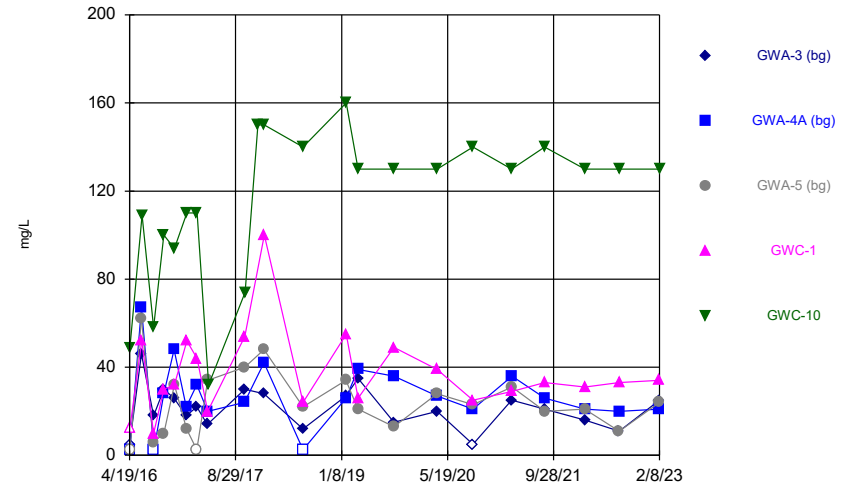
Constituent: Thallium Analysis Run 3/7/2023 10:23 AM  
Plant McIntosh Client: Southern Company Data: McIntosh LF4 CCR

### Time Series



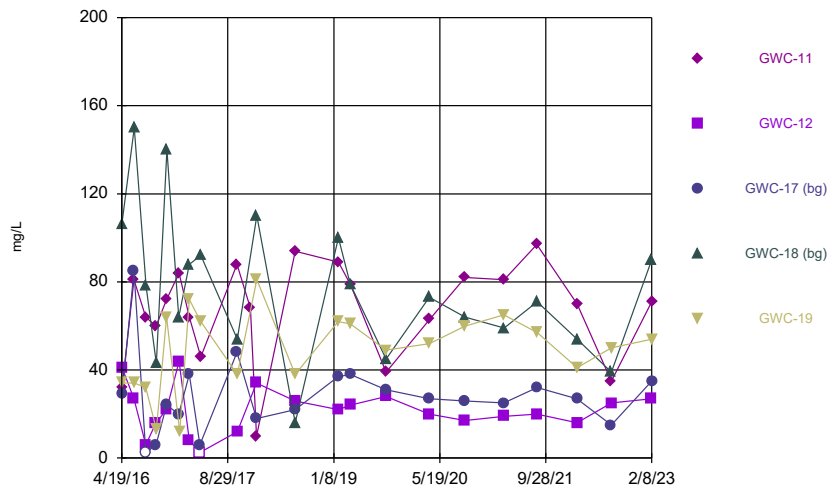
Constituent: Total Dissolved Solids Analysis Run 3/7/2023 10:23 AM  
Plant McIntosh Client: Southern Company Data: McIntosh LF4 CCR

### Time Series



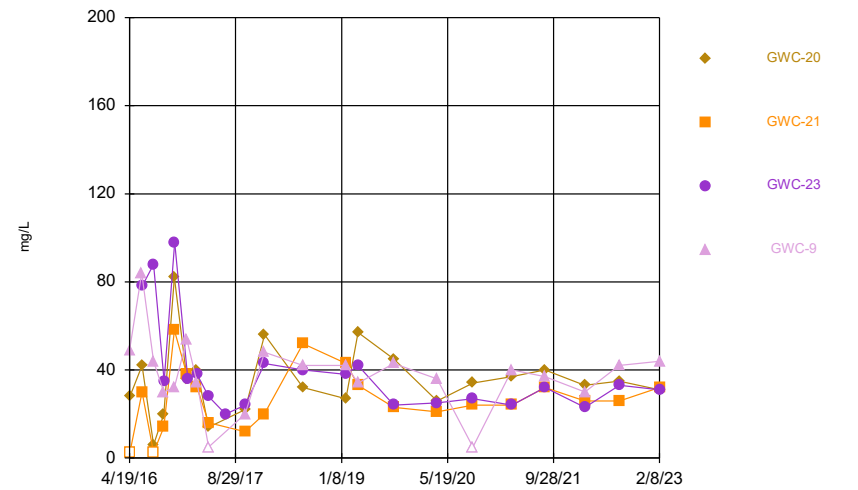
Constituent: Total Dissolved Solids Analysis Run 3/7/2023 10:23 AM  
Plant McIntosh Client: Southern Company Data: McIntosh LF4 CCR

### Time Series



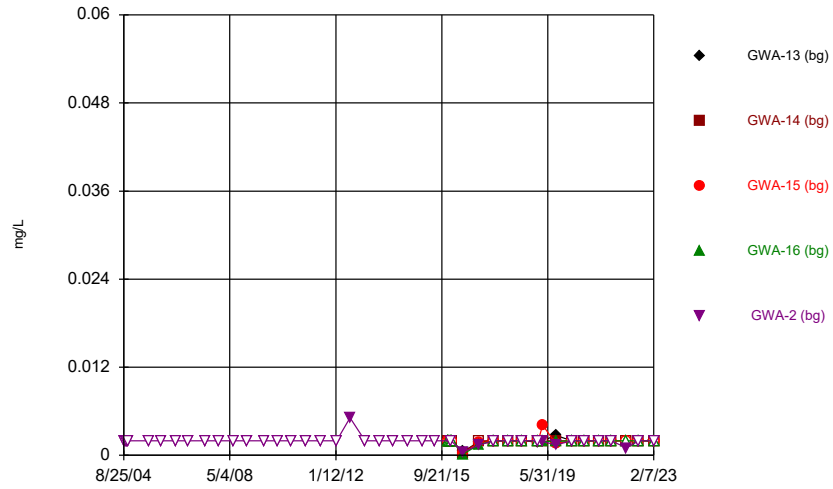
Constituent: Total Dissolved Solids Analysis Run 3/7/2023 10:23 AM  
Plant McIntosh Client: Southern Company Data: McIntosh LF4 CCR

### Time Series



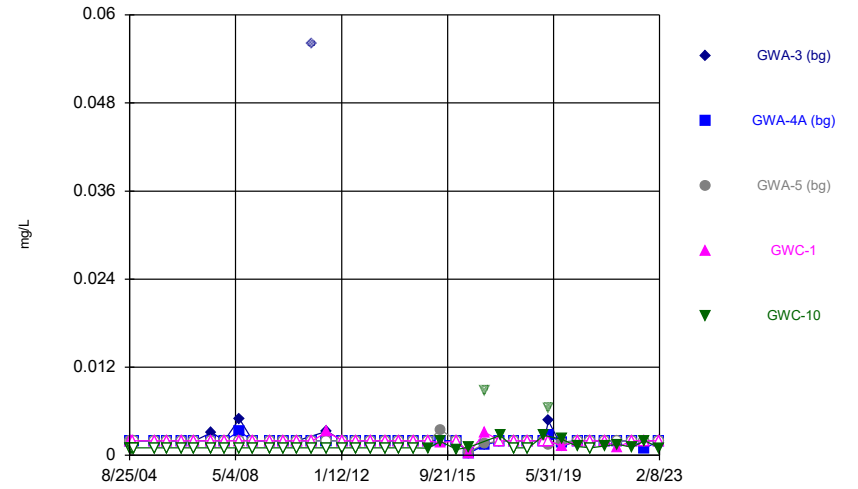
Constituent: Total Dissolved Solids Analysis Run 3/7/2023 10:23 AM  
Plant McIntosh Client: Southern Company Data: McIntosh LF4 CCR

### Time Series



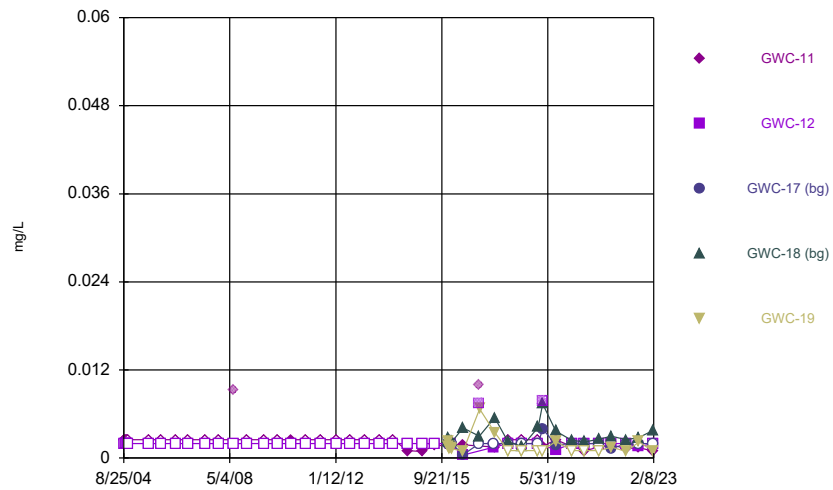
Constituent: Vanadium Analysis Run 3/7/2023 10:23 AM  
Plant McIntosh Client: Southern Company Data: McIntosh LF4 CCR

### Time Series



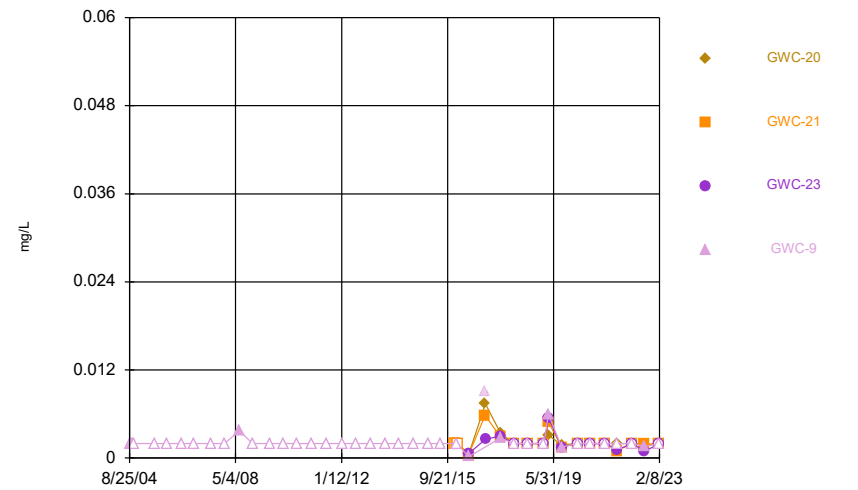
Constituent: Vanadium Analysis Run 3/7/2023 10:23 AM  
Plant McIntosh Client: Southern Company Data: McIntosh LF4 CCR

### Time Series



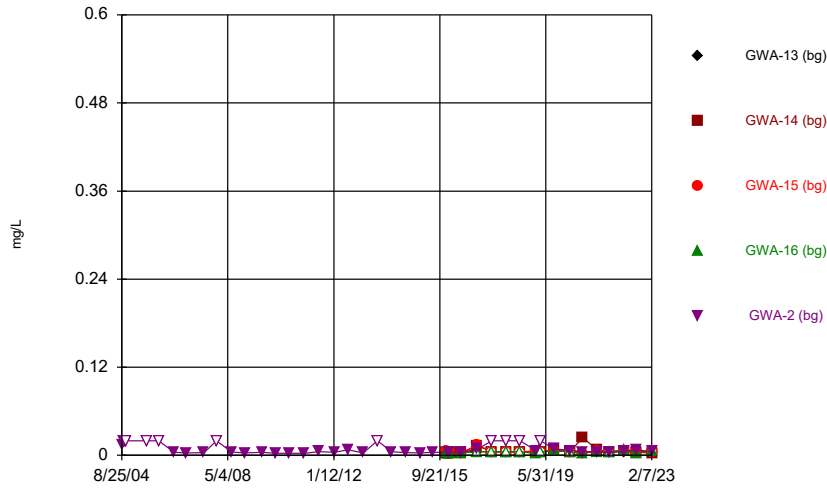
Constituent: Vanadium Analysis Run 3/7/2023 10:23 AM  
Plant McIntosh Client: Southern Company Data: McIntosh LF4 CCR

### Time Series



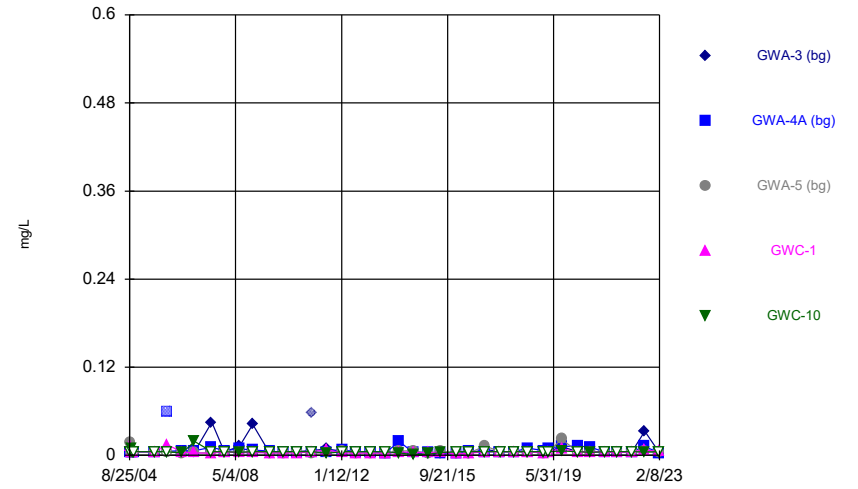
Constituent: Vanadium Analysis Run 3/7/2023 10:23 AM  
Plant McIntosh Client: Southern Company Data: McIntosh LF4 CCR

### Time Series



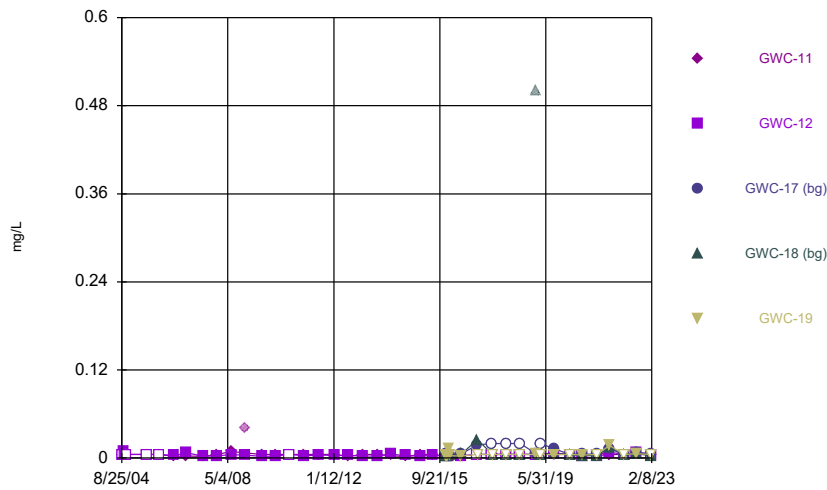
Constituent: Zinc Analysis Run 3/7/2023 10:23 AM  
Plant McIntosh Client: Southern Company Data: McIntosh LF4 CCR

### Time Series



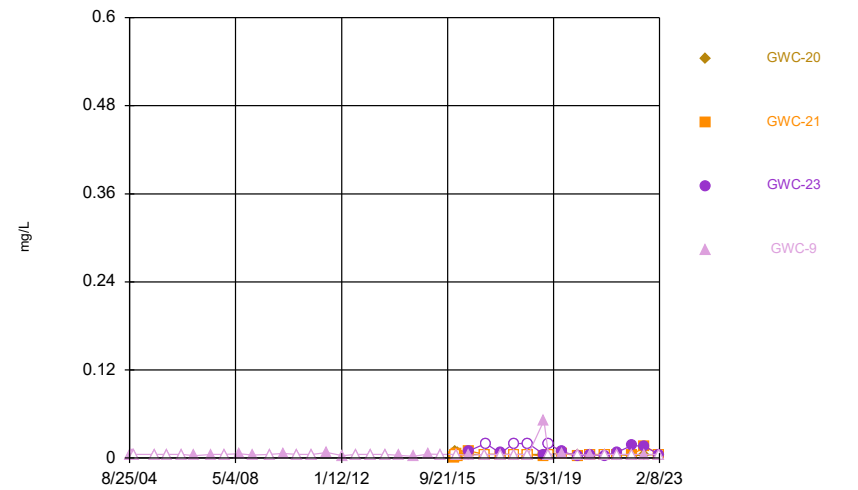
Constituent: Zinc Analysis Run 3/7/2023 10:23 AM  
Plant McIntosh Client: Southern Company Data: McIntosh LF4 CCR

### Time Series



Constituent: Zinc Analysis Run 3/7/2023 10:23 AM  
Plant McIntosh Client: Southern Company Data: McIntosh LF4 CCR

### Time Series



Constituent: Zinc Analysis Run 3/7/2023 10:23 AM  
Plant McIntosh Client: Southern Company Data: McIntosh LF4 CCR

# Time Series

Constituent: Antimony (mg/L) Analysis Run 3/7/2023 10:24 AM  
Plant McIntosh Client: Southern Company Data: McIntosh LF4 CCR

	GWA-13 (bg)	GWA-14 (bg)	GWA-15 (bg)	GWA-16 (bg)	GWA-2 (bg)
8/25/2004					<0.002
9/11/2004					<0.002
9/26/2004					<0.002
10/13/2004					<0.002
7/11/2005					<0.002
12/7/2005					<0.002
6/22/2006					<0.002
11/28/2006					<0.002
7/6/2007					<0.002
12/13/2007					<0.002
6/20/2008					<0.002
12/7/2008					<0.002
7/9/2009					<0.002
12/28/2009					<0.002
6/22/2010					<0.002
1/4/2011					<0.002
7/9/2011					<0.002
1/21/2012					<0.002
7/11/2012					<0.002
1/20/2013					<0.002
7/19/2013					<0.002
1/15/2014					<0.002
7/11/2014					<0.002 (D)
1/16/2015					<0.002
6/20/2015					<0.002
12/7/2015	<0.002	<0.002	<0.002	<0.002	
12/14/2015				<0.002	
12/15/2015	<0.002	<0.002	<0.002		
12/28/2015			<0.002	<0.002	
12/29/2015	<0.002	<0.002			
1/13/2016	<0.002	<0.002	<0.002	<0.002	
1/16/2016					<0.002
1/25/2016	<0.002	<0.002	<0.002	<0.002	
4/19/2016					<0.002
4/20/2016	<0.002	<0.002		<0.002	
4/21/2016			<0.002		
6/14/2016	<0.002	<0.002			<0.002
6/15/2016			<0.002	<0.002	
8/9/2016	<0.002	<0.002	<0.002	<0.002	<0.002
9/26/2016					<0.002
9/27/2016	<0.002	<0.002	<0.002	<0.002	
11/15/2016	<0.002	<0.002	<0.002	<0.002	<0.002
1/10/2017					<0.002
1/11/2017		<0.002	<0.002	<0.002	
1/12/2017	<0.002				
2/28/2017	<0.002	<0.002	<0.002		<0.002
3/1/2017				<0.002	
4/19/2017					<0.002
4/20/2017	<0.002	<0.002	<0.002	<0.002	
7/17/2017					<0.002
7/18/2017	<0.002				
7/19/2017		<0.002	<0.002	<0.002	

# Time Series

Constituent: Antimony (mg/L) Analysis Run 3/7/2023 10:24 AM  
Plant McIntosh Client: Southern Company Data: McIntosh LF4 CCR

	GWA-13 (bg)	GWA-14 (bg)	GWA-15 (bg)	GWA-16 (bg)	GWA-2 (bg)
1/10/2018	<0.002				<0.002
1/11/2018		<0.002	<0.002	<0.002	
7/11/2018	<0.002	<0.002	<0.002	<0.002	<0.002
1/29/2019	<0.002	<0.002	<0.002	<0.002	<0.002
3/26/2019	<0.002	<0.002	<0.002	<0.002	
3/27/2019					<0.002
9/10/2019	0.00052 (J)	<0.002		<0.002	
9/11/2019			<0.002		<0.002
3/31/2020	<0.002				
4/1/2020		<0.002	<0.002	<0.002	0.0004 (J)
9/15/2020	<0.002	0.00039 (J)	<0.002	<0.002	<0.002
3/16/2021	<0.002	<0.002		<0.002	<0.002
3/17/2021			<0.002		
8/17/2021		<0.002		<0.002	<0.002
8/18/2021	<0.002				
8/19/2021			<0.002		
2/22/2022	<0.002	<0.002	<0.002	<0.002	<0.002
8/2/2022	<0.002	<0.002	<0.002	<0.002	<0.002
2/6/2023	<0.002				
2/7/2023		<0.002	<0.002	<0.002	<0.002

# Time Series

Constituent: Antimony (mg/L) Analysis Run 3/7/2023 10:24 AM  
Plant McIntosh Client: Southern Company Data: McIntosh LF4 CCR

	GWA-3 (bg)	GWA-4A (bg)	GWA-5 (bg)	GWC-1	GWC-10
8/25/2004	<0.002	<0.002	<0.002	<0.002	<0.002
9/11/2004	<0.002	<0.002	<0.002	<0.002	<0.002
9/26/2004	<0.002	<0.002	<0.002	<0.002	<0.002
10/13/2004	<0.002	<0.002	<0.002		<0.002
7/11/2005	<0.002	<0.002	<0.002	<0.002	<0.002
12/7/2005	<0.002	<0.002	<0.002	<0.002	<0.002
6/22/2006	<0.002	<0.002	<0.002	<0.002	<0.002
11/28/2006	<0.002	<0.002	<0.002	<0.002	<0.002
7/6/2007	<0.002	<0.002	<0.002	<0.002	<0.002
12/13/2007	<0.002	<0.002	<0.002	<0.002	<0.002
6/20/2008	<0.002	<0.002	<0.002	<0.002	<0.002
12/7/2008	<0.002	<0.002	<0.002	<0.002	<0.002
7/9/2009	<0.002	<0.002	<0.002	<0.002	
7/10/2009					<0.002
12/28/2009	<0.002			<0.002	
12/29/2009			<0.002		<0.002
12/30/2009		<0.002			
6/22/2010	<0.002	<0.002	<0.002	<0.002	<0.002
1/4/2011		<0.002	<0.002	<0.002	<0.002
1/5/2011	<0.002				
7/9/2011	<0.002		<0.002	<0.002	
7/10/2011		<0.002			<0.002
1/20/2012	<0.002				
1/21/2012		<0.002	<0.002	<0.002	<0.002
7/11/2012	<0.002	<0.002	<0.002	<0.002	<0.002
1/19/2013	<0.002		<0.002		
1/20/2013		<0.002		<0.002	<0.002
7/18/2013	<0.002		<0.002		
7/19/2013		<0.002		<0.002	<0.002
1/15/2014	<0.002		<0.002	<0.002	
1/16/2014		<0.002			<0.002
7/10/2014		<0.002 (D)	<0.002 (D)		<0.002 (D)
7/11/2014	<0.002 (D)			<0.002 (D)	
1/15/2015	<0.002		<0.002		
1/16/2015		<0.002		<0.002	<0.002
6/19/2015	<0.002		<0.002		
6/20/2015		<0.002		<0.002	<0.002
1/14/2016		<0.002	<0.002		
1/16/2016	<0.002			<0.002	<0.002
4/19/2016	<0.002				
4/20/2016		<0.002	<0.002	<0.002	
4/21/2016					<0.002
6/14/2016	<0.002	<0.002	<0.002		
6/15/2016				<0.002	
6/16/2016					<0.002
8/9/2016	<0.002		<0.002		
8/10/2016				<0.002	<0.002
8/11/2016		<0.002			
9/27/2016	<0.002	<0.002	<0.002	<0.002	<0.002
11/14/2016	<0.002	<0.002			
11/15/2016			<0.002	<0.002	<0.002
1/10/2017	<0.002	<0.002			

# Time Series

Constituent: Antimony (mg/L) Analysis Run 3/7/2023 10:24 AM  
Plant McIntosh Client: Southern Company Data: McIntosh LF4 CCR

	GWA-3 (bg)	GWA-4A (bg)	GWA-5 (bg)	GWC-1	GWC-10
1/11/2017			<0.002		
1/12/2017				<0.002	<0.002
1/19/2017			<0.002		
1/23/2017				<0.002	
1/24/2017			<0.002		
2/28/2017	<0.002	<0.002	<0.002		
3/1/2017				<0.002	<0.002
4/19/2017	<0.002				
4/20/2017		<0.002	<0.002	<0.002	
4/24/2017					<0.002
7/18/2017	0.0022 (J)	<0.002	<0.002		
7/19/2017				<0.002	
7/24/2017					<0.002
1/10/2018	<0.002	<0.002	<0.002		
1/11/2018				<0.002	<0.002
7/11/2018	<0.002	<0.002	<0.002		
7/12/2018				<0.002	<0.002
1/29/2019	<0.002	<0.002	<0.002		
1/30/2019				<0.002	<0.002
3/26/2019		<0.002	<0.002		
3/27/2019	<0.002			<0.002	<0.002
9/10/2019		<0.002	<0.002		
9/11/2019	0.00081 (J)			<0.002	<0.002
3/31/2020		<0.002	<0.002		
4/1/2020	<0.002			<0.002	<0.002
9/15/2020	<0.002		<0.002	<0.002	<0.002
9/16/2020		<0.002			
3/16/2021	<0.002			<0.002	<0.002
3/17/2021		<0.002	<0.002		
8/17/2021	<0.002				
8/18/2021				<0.002	<0.002
8/19/2021		<0.002	<0.002		
2/22/2022	<0.002		<0.002		
2/23/2022		<0.002		<0.002	<0.002
8/2/2022	<0.002		<0.002		
8/3/2022		<0.002		0.00057 (J)	<0.002
2/7/2023	<0.002	<0.002	<0.002	<0.002	
2/8/2023					<0.002



# Time Series

Constituent: Antimony (mg/L) Analysis Run 3/7/2023 10:24 AM  
Plant McIntosh Client: Southern Company Data: McIntosh LF4 CCR

	GWC-11	GWC-12	GWC-17 (bg)	GWC-18 (bg)	GWC-19
8/25/2004	<0.002	<0.002			
9/11/2004	<0.002	<0.002			
9/26/2004	<0.002	<0.002			
10/13/2004	<0.002	<0.002			
7/11/2005	<0.002	<0.002			
12/7/2005	<0.002	<0.002			
6/22/2006	<0.002	<0.002			
11/28/2006	<0.002	<0.002			
7/6/2007	<0.002	<0.002			
12/13/2007	<0.002	<0.002			
6/20/2008	<0.002	<0.002			
12/7/2008	<0.002	<0.002			
7/10/2009	<0.002	<0.002			
12/28/2009		<0.002			
12/29/2009	<0.002				
6/22/2010	<0.002	<0.002			
1/4/2011		<0.002			
1/5/2011	<0.002				
7/9/2011	<0.002	<0.002			
1/20/2012		<0.002			
1/21/2012	<0.002				
7/11/2012	<0.002	<0.002			
1/19/2013	<0.002	<0.002			
7/18/2013		<0.002			
7/19/2013	<0.002				
1/15/2014	<0.002	<0.002			
7/11/2014	<0.002 (D)	<0.002 (D)			
1/15/2015		<0.002			
1/16/2015	<0.002				
6/19/2015		<0.002			
6/20/2015	<0.002				
12/8/2015			<0.002	<0.002	<0.002
12/14/2015			<0.002	<0.002	
12/15/2015					<0.002
12/28/2015			<0.002	<0.002	<0.002
1/13/2016			<0.002		
1/14/2016	<0.002			<0.002	<0.002
1/16/2016		<0.002			
1/26/2016			<0.002	<0.002	<0.002
4/19/2016				<0.002	<0.002
4/20/2016	<0.002	<0.002	<0.002		
6/15/2016	<0.002	<0.002	<0.002		
6/16/2016				0.00022 (J)	<0.002
8/9/2016			<0.002		
8/10/2016	<0.002	<0.002			<0.002
8/11/2016				<0.002	
9/27/2016	<0.002	<0.002	<0.002		
9/28/2016				<0.002	<0.002
11/15/2016	<0.002	<0.002	<0.002		<0.002
11/16/2016				<0.002	
1/11/2017			<0.002	<0.002	
1/12/2017	<0.002	<0.002			

# Time Series

Constituent: Antimony (mg/L) Analysis Run 3/7/2023 10:24 AM  
Plant McIntosh Client: Southern Company Data: McIntosh LF4 CCR

	GWC-11	GWC-12	GWC-17 (bg)	GWC-18 (bg)	GWC-19
1/16/2017					<0.002
3/1/2017	<0.002	<0.002	<0.002	<0.002	<0.002
4/20/2017		<0.002	<0.002		
4/24/2017	<0.002				
4/25/2017				<0.002	<0.002
7/19/2017			<0.002		
7/20/2017		<0.002			
7/24/2017	<0.002				
7/25/2017				<0.002	<0.002
1/11/2018	<0.002	<0.002	<0.002		
1/12/2018				<0.002	<0.002
7/11/2018			<0.002	<0.002	<0.002
7/12/2018	<0.002	<0.002			
1/29/2019			<0.002		<0.002
1/30/2019	<0.002	<0.002		<0.002	
3/27/2019	<0.002	<0.002	<0.002	<0.002	<0.002
9/11/2019	<0.002	<0.002	<0.002	<0.002	<0.002
4/1/2020		<0.002	<0.002	<0.002	<0.002
4/2/2020	<0.002				
9/15/2020	<0.002		<0.002	<0.002	
9/16/2020		<0.002			<0.002
3/16/2021		<0.002	<0.002		<0.002
3/17/2021	<0.002			<0.002	
8/18/2021	<0.002	<0.002			
8/19/2021			<0.002	<0.002	<0.002
2/22/2022			<0.002		
2/23/2022	<0.002	<0.002		<0.002	<0.002
8/2/2022	<0.002		<0.002	<0.002	
8/3/2022		<0.002			<0.002
2/7/2023		<0.002		<0.002	
2/8/2023	<0.002		<0.002		<0.002

# Time Series

Constituent: Antimony (mg/L) Analysis Run 3/7/2023 10:24 AM  
Plant McIntosh Client: Southern Company Data: McIntosh LF4 CCR

	GWC-20	GWC-21	GWC-23	GWC-9
8/25/2004				<0.002
9/11/2004				<0.002
9/26/2004				<0.002
10/13/2004				<0.002
7/11/2005				<0.002
12/7/2005				<0.002
6/22/2006				<0.002
11/28/2006				<0.002
7/6/2007				<0.002
12/13/2007				<0.002
6/20/2008				<0.002
12/7/2008				<0.002
7/9/2009				<0.002
12/29/2009				<0.002
6/22/2010				<0.002
1/5/2011				<0.002
7/9/2011				<0.002
1/21/2012				<0.002
7/11/2012				<0.002
1/19/2013				<0.002
7/18/2013				<0.002
1/15/2014				<0.002
7/10/2014				<0.002 (D)
1/16/2015				<0.002
6/20/2015				<0.002
12/9/2015	<0.002	<0.002		
12/14/2015	<0.002	<0.002		
12/29/2015	<0.002	<0.002		
1/14/2016	<0.002	<0.002		<0.002
1/25/2016	<0.002	<0.002		
4/19/2016				<0.002
4/21/2016	<0.002	<0.002		
6/15/2016				<0.002
6/16/2016	<0.002	<0.002	<0.002	
8/10/2016	<0.002	<0.002	<0.002	<0.002
9/27/2016	<0.002	<0.002		<0.002
9/28/2016			<0.002	
11/15/2016	<0.002	<0.002		<0.002
11/16/2016			<0.002	
1/12/2017		<0.002		
1/13/2017	<0.002			<0.002
1/17/2017			<0.002	
3/1/2017	<0.002	<0.002		<0.002
3/2/2017			<0.002	
4/24/2017		<0.002		<0.002
4/25/2017	<0.002		<0.002	
7/13/2017			<0.002	
7/24/2017				<0.002
7/25/2017	<0.002	<0.002	<0.002	
1/11/2018		<0.002		
1/12/2018	<0.002		<0.002	<0.002
7/11/2018	<0.002	<0.002		

# Time Series

Constituent: Antimony (mg/L) Analysis Run 3/7/2023 10:24 AM  
Plant McIntosh Client: Southern Company Data: McIntosh LF4 CCR

---

	GWC-20	GWC-21	GWC-23	GWC-9
7/12/2018			<0.002	<0.002
1/29/2019	<0.002			
1/30/2019		<0.002	<0.002	<0.002
3/27/2019	<0.002	<0.002	<0.002	<0.002
9/11/2019	<0.002	<0.002	<0.002	<0.002
4/1/2020	<0.002	<0.002	<0.002	<0.002
9/15/2020	<0.002	<0.002	<0.002	
9/16/2020				<0.002
3/16/2021	<0.002			
3/17/2021		<0.002	<0.002	<0.002
8/19/2021	<0.002	<0.002	<0.002	<0.002
2/22/2022	<0.002			
2/23/2022		<0.002	<0.002	<0.002
8/3/2022	<0.002			<0.002
8/4/2022		<0.002	<0.002	
2/8/2023	<0.002	<0.002	<0.002	<0.002

# Time Series

Constituent: Arsenic (mg/L) Analysis Run 3/7/2023 10:24 AM  
Plant McIntosh Client: Southern Company Data: McIntosh LF4 CCR

	GWA-13 (bg)	GWA-14 (bg)	GWA-15 (bg)	GWA-16 (bg)	GWA-2 (bg)
8/25/2004					<0.001
9/11/2004					<0.001
9/26/2004					<0.001
10/13/2004					<0.001
7/11/2005					<0.001
12/7/2005					<0.001
6/22/2006					<0.001
11/28/2006					<0.001
7/6/2007					<0.001
12/13/2007					<0.001
6/20/2008					<0.001
12/7/2008					<0.001
7/9/2009					<0.001
12/28/2009					<0.001
6/22/2010					<0.001
1/4/2011					<0.001
7/9/2011					<0.001
1/21/2012					<0.001
7/11/2012					<0.001
1/20/2013					<0.001
7/19/2013					<0.001
1/15/2014					<0.001
7/11/2014					<0.001
1/16/2015					<0.001
6/20/2015					<0.001
12/7/2015	<0.001	<0.001	<0.001	<0.001	
12/14/2015				<0.001	
12/15/2015	<0.001	<0.001	<0.001		
12/28/2015			<0.001	<0.001	
12/29/2015	<0.001	<0.001			
1/13/2016	<0.001	<0.001	<0.001	<0.001	
1/16/2016					<0.001
1/25/2016	<0.001	<0.001	<0.001	<0.001	
4/19/2016					<0.001
4/20/2016	<0.001	<0.001		<0.001	
4/21/2016			<0.001		
6/14/2016	<0.001	<0.001			<0.001
6/15/2016			<0.001	<0.001	
8/9/2016	<0.001	<0.001	<0.001	<0.001	<0.001
9/26/2016					<0.001
9/27/2016	<0.001	<0.001	<0.001	<0.001	
11/15/2016	<0.001	<0.001	<0.001	<0.001	<0.001
1/10/2017					<0.001
1/11/2017		<0.001	<0.001	<0.001	
1/12/2017	<0.001				
2/28/2017	<0.001	<0.001	<0.001		<0.001
3/1/2017				<0.001	
4/19/2017					<0.001
4/20/2017	<0.001	<0.001	<0.001	<0.001	
7/17/2017					<0.001
7/18/2017	<0.001				
7/19/2017		<0.001	0.00056 (J)	<0.001	

# Time Series

Constituent: Arsenic (mg/L) Analysis Run 3/7/2023 10:24 AM  
Plant McIntosh Client: Southern Company Data: McIntosh LF4 CCR

	GWA-13 (bg)	GWA-14 (bg)	GWA-15 (bg)	GWA-16 (bg)	GWA-2 (bg)
1/10/2018	<0.001				<0.001
1/11/2018		<0.001	<0.001	<0.001	
7/11/2018	<0.001	<0.001	<0.001	<0.001	<0.001
1/29/2019	<0.001	<0.001	<0.001	<0.001	<0.001
3/26/2019	<0.001	<0.001	0.00075	<0.001	
3/27/2019					<0.001
9/10/2019	0.00076 (J)	0.00043 (J)		0.00036 (J)	
9/11/2019			0.00033 (J)		<0.001
3/31/2020	<0.001				
4/1/2020		<0.001	<0.001	<0.001	<0.001
9/15/2020	<0.001	<0.001	<0.001	<0.001	<0.001
3/16/2021	<0.001	<0.001		<0.001	<0.001
3/17/2021			<0.001		
8/17/2021		<0.001		<0.001	<0.001
8/18/2021	<0.001				
8/19/2021			<0.001		
2/22/2022	<0.001	<0.001	<0.001	<0.001	<0.001
8/2/2022	<0.001	<0.001	<0.001	<0.001	<0.001
2/6/2023	<0.001				
2/7/2023		<0.001	<0.001	<0.001	<0.001

# Time Series

Constituent: Arsenic (mg/L) Analysis Run 3/7/2023 10:24 AM  
 Plant McIntosh Client: Southern Company Data: McIntosh LF4 CCR

	GWA-3 (bg)	GWA-4A (bg)	GWA-5 (bg)	GWC-1	GWC-10
8/25/2004	<0.001	<0.001	<0.001	<0.001	<0.001
9/11/2004	<0.001	<0.001	<0.001	<0.001	<0.001
9/26/2004	<0.001	<0.001	<0.001	<0.001	<0.001
10/13/2004	<0.001	<0.001	<0.001		<0.001
7/11/2005	<0.001	<0.001	<0.001	<0.001	<0.001
12/7/2005	<0.001	<0.001	<0.001	<0.001	<0.001
6/22/2006	<0.001	<0.001	<0.001	<0.001	<0.001
11/28/2006	<0.001	<0.001	<0.001	<0.001	<0.001
7/6/2007	<0.001	<0.001	<0.001	<0.001	<0.001
12/13/2007	<0.001	<0.001	<0.001	<0.001	<0.001
6/20/2008	<0.001	<0.001	<0.001	<0.001	<0.001
12/7/2008	<0.001	<0.001	<0.001	<0.001	<0.001
7/9/2009	<0.001	<0.001	<0.001	<0.001	
7/10/2009					<0.001
12/28/2009	<0.001			<0.001	
12/29/2009			<0.001		<0.001
12/30/2009		<0.001			
6/22/2010	<0.001	<0.001	<0.001	<0.001	<0.001
1/4/2011		<0.001	<0.001	<0.001	<0.001
1/5/2011	0.0089 (o)				
7/9/2011	<0.001		<0.001	<0.001	
7/10/2011		<0.001			<0.001
1/20/2012	<0.001				
1/21/2012		<0.001	<0.001	<0.001	<0.001
7/11/2012	<0.001	<0.001	<0.001	<0.001	<0.001
1/19/2013	<0.001		<0.001		
1/20/2013		<0.001		<0.001	<0.001
7/18/2013	<0.001		<0.001		
7/19/2013		<0.001		<0.001	<0.001
1/15/2014	<0.001		<0.001	<0.001	
1/16/2014		<0.001			<0.001
7/10/2014		<0.001	<0.001		<0.001
7/11/2014	<0.001			<0.001	
1/15/2015	<0.001		<0.001		
1/16/2015		<0.001		<0.001	<0.001
6/19/2015	<0.001		<0.001		
6/20/2015		<0.001		<0.001	<0.001
1/14/2016		<0.001	<0.001		
1/16/2016	<0.001			<0.001	<0.001
4/19/2016	<0.001				
4/20/2016		<0.001	<0.001	<0.001	
4/21/2016					<0.001
6/14/2016	<0.001	0.00016 (J)	5E-05 (J)		
6/15/2016				<0.001	
6/16/2016					0.0004 (J)
8/9/2016	<0.001		<0.001		
8/10/2016				<0.001	<0.001
8/11/2016		0.00096 (J)			
9/27/2016	<0.001	0.0026	<0.001	<0.001	<0.001
11/14/2016	<0.001	0.0017			
11/15/2016			<0.001	<0.001	<0.001
1/10/2017	<0.001	0.0021			

# Time Series

Constituent: Arsenic (mg/L) Analysis Run 3/7/2023 10:24 AM  
 Plant McIntosh Client: Southern Company Data: McIntosh LF4 CCR

	GWA-3 (bg)	GWA-4A (bg)	GWA-5 (bg)	GWC-1	GWC-10
1/11/2017			<0.001		
1/12/2017				<0.001	0.00077 (J)
1/19/2017			<0.001		
1/23/2017				<0.001	
1/24/2017			0.0027		
2/28/2017	0.00061 (J)	0.0027	<0.001		
3/1/2017				<0.001	<0.001
4/19/2017	0.00069 (J)				
4/20/2017		0.0014	<0.001	<0.001	
4/24/2017					<0.001
7/18/2017	<0.001	0.0012 (J)	<0.001		
7/19/2017				<0.001	
7/24/2017					<0.001
1/10/2018	<0.001	0.00068 (J)	<0.001		
1/11/2018				<0.001	0.00046 (J)
7/11/2018	<0.001	<0.001	<0.001		
7/12/2018				<0.001	<0.001
1/29/2019	<0.001	<0.001	<0.001		
1/30/2019				<0.001	<0.001
3/26/2019		0.0005	<0.001		
3/27/2019	0.0011			<0.001	0.0013
9/10/2019		0.00051 (J)	0.00035 (J)		
9/11/2019	<0.001			<0.001	0.00082 (J)
3/31/2020		<0.001	<0.001		
4/1/2020	<0.001			<0.001	0.00055 (J)
9/15/2020	<0.001		<0.001	<0.001	0.00041 (J)
9/16/2020		<0.001			
3/16/2021	<0.001			<0.001	0.00069 (J)
3/17/2021		<0.001	<0.001		
8/17/2021	<0.001				
8/18/2021				0.0004 (J)	0.00045 (J)
8/19/2021		<0.001	<0.001		
2/22/2022	<0.001		<0.001		
2/23/2022		0.00035 (J)		<0.001	0.00048 (J)
8/2/2022	<0.001		<0.001		
8/3/2022		<0.001		<0.001	0.00052 (J)
2/7/2023	<0.001	<0.001	<0.001	<0.001	
2/8/2023					<0.001



# Time Series

Constituent: Arsenic (mg/L) Analysis Run 3/7/2023 10:24 AM  
 Plant McIntosh Client: Southern Company Data: McIntosh LF4 CCR

	GWC-11	GWC-12	GWC-17 (bg)	GWC-18 (bg)	GWC-19
8/25/2004	<0.005	<0.001			
9/11/2004	<0.005	<0.001			
9/26/2004	<0.005	<0.001			
10/13/2004	<0.005	<0.001			
7/11/2005	<0.005	<0.001			
12/7/2005	<0.005	<0.001			
6/22/2006	<0.005	<0.001			
11/28/2006	<0.005	<0.001			
7/6/2007	<0.005	<0.001			
12/13/2007	<0.005	<0.001			
6/20/2008	<0.005	<0.001			
12/7/2008	<0.005	<0.001			
7/10/2009	<0.005	<0.001			
12/28/2009		<0.001			
12/29/2009	<0.005				
6/22/2010	<0.005	<0.001			
1/4/2011		<0.001			
1/5/2011	<0.005				
7/9/2011	<0.005	<0.001			
1/20/2012		<0.001			
1/21/2012	<0.005				
7/11/2012	<0.005	<0.001			
1/19/2013	<0.005	<0.001			
7/18/2013		<0.001			
7/19/2013	<0.005				
1/15/2014	<0.005	<0.001			
7/11/2014	<0.005	<0.001			
1/15/2015		<0.001			
1/16/2015	<0.005				
6/19/2015		<0.001			
6/20/2015	<0.005				
12/8/2015			<0.001	<0.0013	<0.001
12/14/2015			<0.001	<0.0013	
12/15/2015					<0.001
12/28/2015			<0.001	<0.0013	<0.001
1/13/2016			<0.001		
1/14/2016	<0.005			<0.0013	<0.001
1/16/2016		<0.001			
1/26/2016			<0.001	<0.0013	<0.001
4/19/2016				0.00112 (J)	<0.001
4/20/2016	0.00117 (J)	<0.001	<0.001		
6/15/2016	0.0013 (J)	<0.001	0.00015 (J)		
6/16/2016				0.0011 (J)	0.00026 (J)
8/9/2016			<0.001		
8/10/2016	0.0013	<0.001			<0.001
8/11/2016				0.001 (J)	
9/27/2016	0.0011 (J)	<0.001	<0.001		
9/28/2016				0.00062 (J)	<0.001
11/15/2016	0.001 (J)	<0.001	<0.001		<0.001
11/16/2016				0.00046 (J)	
1/11/2017			<0.001	0.00093 (J)	
1/12/2017	0.0016	0.00062 (J)			

# Time Series

Constituent: Arsenic (mg/L) Analysis Run 3/7/2023 10:24 AM  
 Plant McIntosh Client: Southern Company Data: McIntosh LF4 CCR

	GWC-11	GWC-12	GWC-17 (bg)	GWC-18 (bg)	GWC-19
1/16/2017					0.00067 (J)
3/1/2017	0.00092 (J)	<0.001	<0.001	0.0006 (J)	<0.001
4/20/2017		<0.001	<0.001		
4/24/2017	0.0011 (J)				
4/25/2017				0.0011 (J)	<0.001
7/19/2017			0.00047 (J)		
7/20/2017		0.00053 (J)			
7/24/2017	0.00086 (J)				
7/25/2017				0.001 (J)	<0.001
1/11/2018	0.0012 (J)	<0.001	<0.001		
1/12/2018				0.00095 (J)	<0.001
7/11/2018			<0.001	0.0007 (J)	<0.001
7/12/2018	0.001 (J)	<0.001			
1/29/2019			<0.001		<0.001
1/30/2019	0.0015 (J)	<0.001		<0.0013	
3/27/2019	0.0013	0.0011	0.00097	0.0019	<0.001
9/11/2019	0.0017	0.00032 (J)	0.00038 (J)	0.0012	0.00057 (J)
4/1/2020		<0.001	<0.001	0.00067	<0.001
4/2/2020	0.0014				
9/15/2020	0.0011		<0.001	0.00076 (J)	
9/16/2020		<0.001			<0.001
3/16/2021		<0.001	<0.001		<0.001
3/17/2021	0.0014			0.00072 (J)	
8/18/2021	0.0013	<0.001			
8/19/2021			<0.001	0.00059 (J)	<0.001
2/22/2022			<0.001		
2/23/2022	0.0013	<0.001		0.00098 (J)	0.00028 (J)
8/2/2022	0.0013		<0.001	0.0009 (J)	
8/3/2022		<0.001			<0.001
2/7/2023		<0.001		0.0011	
2/8/2023	0.0017		<0.001		<0.001

# Time Series

Constituent: Arsenic (mg/L) Analysis Run 3/7/2023 10:24 AM  
 Plant McIntosh Client: Southern Company Data: McIntosh LF4 CCR

	GWC-20	GWC-21	GWC-23	GWC-9
8/25/2004				<0.001
9/11/2004				<0.001
9/26/2004				<0.001
10/13/2004				<0.001
7/11/2005				<0.001
12/7/2005				<0.001
6/22/2006				<0.001
11/28/2006				<0.001
7/6/2007				<0.001
12/13/2007				<0.001
6/20/2008				<0.001
12/7/2008				<0.001
7/9/2009				<0.001
12/29/2009				<0.001
6/22/2010				<0.001
1/5/2011				<0.001
7/9/2011				<0.001
1/21/2012				<0.001
7/11/2012				<0.001
1/19/2013				<0.001
7/18/2013				<0.001
1/15/2014				<0.001
7/10/2014				<0.001
1/16/2015				<0.001
6/20/2015				<0.001
12/9/2015	<0.001	<0.001		
12/14/2015	<0.001	<0.001		
12/29/2015	<0.001	0.0022 (J)		
1/14/2016	<0.001	0.002 (J)		<0.001
1/25/2016	<0.001	<0.001		
4/19/2016				<0.001
4/21/2016	<0.001	<0.001		
6/15/2016				<0.001
6/16/2016	0.00014 (J)	0.00046 (J)	0.00043 (J)	
8/10/2016	<0.001	<0.001	0.0021	<0.001
9/27/2016	<0.001	0.00084 (J)		<0.001
9/28/2016			0.0011 (J)	
11/15/2016	<0.001	<0.001		<0.001
11/16/2016			0.0011 (J)	
1/12/2017		<0.001		
1/13/2017	<0.001			0.00055 (J)
1/17/2017			0.00064 (J)	
3/1/2017	<0.001	<0.001		<0.001
3/2/2017			<0.001	
4/24/2017		<0.001		<0.001
4/25/2017	0.00046 (J)		0.0007 (J)	
7/13/2017			<0.001	
7/24/2017				<0.001
7/25/2017	<0.001	<0.001	<0.001	
1/11/2018		<0.001		
1/12/2018	<0.001		<0.001	<0.001
7/11/2018	<0.001	<0.001		

# Time Series

Constituent: Arsenic (mg/L) Analysis Run 3/7/2023 10:24 AM  
Plant McIntosh Client: Southern Company Data: McIntosh LF4 CCR

---

	GWC-20	GWC-21	GWC-23	GWC-9
7/12/2018			<0.001	<0.001
1/29/2019	<0.001			
1/30/2019		<0.001	<0.001	<0.001
3/27/2019	<0.001	0.00074	0.00079	0.00073
9/11/2019	0.00066 (J)	0.00064 (J)	0.00051 (J)	0.00044 (J)
4/1/2020	<0.001	<0.001	<0.001	<0.001
9/15/2020	<0.001	<0.001	<0.001	
9/16/2020				<0.001
3/16/2021	<0.001			
3/17/2021		<0.001	<0.001	<0.001
8/19/2021	<0.001	<0.001	<0.001	<0.001
2/22/2022	<0.001			
2/23/2022		<0.001	<0.001	<0.001
8/3/2022	<0.001			<0.001
8/4/2022		<0.001	0.00053 (J)	
2/8/2023	<0.001	<0.001	<0.001	<0.001

# Time Series

Constituent: Barium (mg/L) Analysis Run 3/7/2023 10:24 AM  
Plant McIntosh Client: Southern Company Data: McIntosh LF4 CCR

	GWA-13 (bg)	GWA-14 (bg)	GWA-15 (bg)	GWA-16 (bg)	GWA-2 (bg)
8/25/2004					0.018
9/11/2004					0.019
9/26/2004					0.02
10/13/2004					0.017
7/11/2005					0.012
12/7/2005					0.014
6/22/2006					0.018
11/28/2006					0.015
7/6/2007					0.014
12/13/2007					0.014
6/20/2008					0.018
12/7/2008					0.013
7/9/2009					0.019
12/28/2009					0.012
6/22/2010					0.02
1/4/2011					0.02
7/9/2011					0.028
1/21/2012					0.026
7/11/2012					0.038
1/20/2013					0.025
7/19/2013					0.018
1/15/2014					0.026
7/11/2014					0.029
1/16/2015					0.021
6/20/2015					0.031
12/7/2015	0.015	0.018	0.027	0.027	
12/14/2015				0.028	
12/15/2015	0.015	0.017	0.028		
12/28/2015			0.026	0.029	
12/29/2015	0.016	0.018			
1/13/2016	0.017	0.018	0.026	0.028	
1/16/2016					0.031
1/25/2016	0.017	0.018	0.027	0.027	
4/19/2016					0.0305
4/20/2016	0.0144	0.0143		0.0259	
4/21/2016			0.0262		
6/14/2016	0.015	0.012			0.03
6/15/2016			0.024	0.024	
8/9/2016	0.013	0.011	0.023	0.023	0.032
9/26/2016					0.031
9/27/2016	0.015	0.01	0.023	0.021	
11/15/2016	0.015	0.012	0.023	0.023	0.033
1/10/2017					0.031
1/11/2017		0.011	0.022	0.021	
1/12/2017	0.012				
2/28/2017	0.016	0.011	0.023		0.033
3/1/2017				0.022	
4/19/2017					0.032
4/20/2017	0.015	0.011	0.024	0.022	
7/17/2017					0.033
7/18/2017	0.015				
7/19/2017		0.012	0.025	0.024	

# Time Series

Constituent: Barium (mg/L) Analysis Run 3/7/2023 10:24 AM  
Plant McIntosh Client: Southern Company Data: McIntosh LF4 CCR

---

	GWA-13 (bg)	GWA-14 (bg)	GWA-15 (bg)	GWA-16 (bg)	GWA-2 (bg)
1/10/2018	0.015				0.034
1/11/2018		0.012	0.023	0.022	
7/11/2018	0.015	0.012	0.025	0.023	0.035
1/29/2019	0.019	0.013	0.027	0.026	0.034
3/26/2019	0.016	0.012	0.028	0.023	
3/27/2019					0.03
9/10/2019	0.03	0.016		0.039	
9/11/2019			0.023		0.034
3/31/2020	0.015				
4/1/2020		0.013	0.026	0.022	0.037
9/15/2020	0.014	0.012	0.023	0.024	0.036
3/16/2021	0.018	0.013		0.025	0.035
3/17/2021			0.028		
8/17/2021		0.014		0.024	0.037
8/18/2021	0.018				
8/19/2021			0.022		
2/22/2022	0.019	0.014	0.026	0.026	0.038
8/2/2022	0.016	0.014	0.023	0.029	0.032
2/6/2023	0.016				
2/7/2023		0.014	0.025	0.026	0.033

# Time Series

Constituent: Barium (mg/L) Analysis Run 3/7/2023 10:24 AM  
 Plant McIntosh Client: Southern Company Data: McIntosh LF4 CCR

	GWA-3 (bg)	GWA-4A (bg)	GWA-5 (bg)	GWC-1	GWC-10
8/25/2004	0.025	0.0096	0.016	0.02	0.036
9/11/2004	0.015	0.024	0.02	0.021	0.036
9/26/2004	0.017	0.027	0.016	0.019	0.035
10/13/2004	0.017	0.022	0.014		0.035
7/11/2005	0.012	0.029	0.014	0.017	0.017
12/7/2005	0.012	0.023	0.014	0.018	0.017
6/22/2006	0.016	0.026	0.019	0.018	0.015
11/28/2006	0.017	0.039	0.016	0.026	0.032
7/6/2007	0.1 (O)	0.037	0.018	0.014	0.03
12/13/2007	0.01	0.029	0.015	0.013	0.039
6/20/2008	0.026	0.037	0.018	0.019	0.038
12/7/2008	0.097 (O)	0.025	0.016	0.019	0.034
7/9/2009	0.01	0.028	0.019	0.029	
7/10/2009					0.032
12/28/2009	0.0091			0.039	
12/29/2009			0.02		0.03
12/30/2009		0.017			
6/22/2010	0.011	0.032	0.027	0.032	0.024
1/4/2011		0.02	0.025	0.024	0.017
1/5/2011	0.21 (O)				
7/9/2011	0.035		0.022	0.034	
7/10/2011		0.032			0.03
1/20/2012	0.021				
1/21/2012		0.026	0.024	0.022	0.022
7/11/2012	0.009	0.023	0.024	0.023	0.025
1/19/2013	0.01		0.026		
1/20/2013		0.011		0.027	0.029
7/18/2013	0.014		0.024		
7/19/2013		0.018		0.037	0.02
1/15/2014	0.016		0.026	0.032	
1/16/2014		0.015			0.022
7/10/2014		0.025	0.036		0.018
7/11/2014	0.016			0.034	
1/15/2015	0.014		0.035		
1/16/2015		0.022		0.032	0.019
6/19/2015	0.013		0.066		
6/20/2015		0.015		0.037	0.021
1/14/2016		0.016	0.059		
1/16/2016	0.021			0.051	0.019
4/19/2016	0.0217				
4/20/2016		0.0234	0.0553	0.0554	
4/21/2016					0.0178
6/14/2016	0.024	0.019	0.035		
6/15/2016				0.046	
6/16/2016					0.022
8/9/2016	0.023		0.035		
8/10/2016				0.042	0.015
8/11/2016		0.024			
9/27/2016	0.016	0.035	0.038	0.042	0.014
11/14/2016	0.014	0.034			
11/15/2016			0.039	0.042	0.015
1/10/2017	0.015	0.021			

# Time Series

Constituent: Barium (mg/L) Analysis Run 3/7/2023 10:24 AM  
 Plant McIntosh Client: Southern Company Data: McIntosh LF4 CCR

	GWA-3 (bg)	GWA-4A (bg)	GWA-5 (bg)	GWC-1	GWC-10
1/11/2017			0.037		
1/12/2017				0.046	0.015
1/19/2017			0.079		
1/23/2017				0.023	
1/24/2017			0.42 (o)		
2/28/2017	0.017	0.021	0.042		
3/1/2017				0.048	0.017
4/19/2017	0.013				
4/20/2017		0.019	0.04	0.046	
4/24/2017					0.014
7/18/2017	0.012	0.018	0.04		
7/19/2017				0.045	
7/24/2017					0.015
1/10/2018	0.016	0.021	0.048		
1/11/2018				0.046	0.013
7/11/2018	0.015	0.029	0.044		
7/12/2018				0.045	0.024
1/29/2019	0.017	0.025	0.05		
1/30/2019				0.05	0.023
3/26/2019		0.023	0.046		
3/27/2019	0.014			0.045	0.019
9/10/2019		0.026	0.044		
9/11/2019	0.015			0.038	0.021
3/31/2020		0.017	0.044		
4/1/2020	0.014			0.041	0.035
9/15/2020	0.015		0.041	0.038	0.023
9/16/2020		0.016			
3/16/2021	0.015			0.039	0.019
3/17/2021		0.014	0.04		
8/17/2021	0.015				
8/18/2021				0.034	0.018
8/19/2021		0.013	0.038		
2/22/2022	0.015		0.041		
2/23/2022		0.015		0.039	0.018
8/2/2022	0.012		0.043		
8/3/2022		0.032		0.029	0.017
2/7/2023	0.012	0.015	0.039	0.031	
2/8/2023					0.017



# Time Series

Constituent: Barium (mg/L) Analysis Run 3/7/2023 10:24 AM  
Plant McIntosh Client: Southern Company Data: McIntosh LF4 CCR

	GWC-11	GWC-12	GWC-17 (bg)	GWC-18 (bg)	GWC-19
8/25/2004	0.018	0.014			
9/11/2004	0.022	0.014			
9/26/2004	0.022	0.014			
10/13/2004	0.017	0.013			
7/11/2005	0.015	0.011			
12/7/2005	0.012	0.012			
6/22/2006	0.012	0.012			
11/28/2006	0.013	0.011			
7/6/2007	0.012	0.014			
12/13/2007	0.013	0.011			
6/20/2008	0.026	0.011			
12/7/2008	0.093 (Q)	0.01			
7/10/2009	0.013	0.011			
12/28/2009		0.011			
12/29/2009	0.012				
6/22/2010	0.014	0.011			
1/4/2011		0.013			
1/5/2011	0.011				
7/9/2011	0.012	0.015			
1/20/2012		0.013			
1/21/2012	0.017				
7/11/2012	0.015	0.015			
1/19/2013	0.013	0.014			
7/18/2013		0.013			
7/19/2013	0.012				
1/15/2014	0.012	0.013			
7/11/2014	0.012	0.016			
1/15/2015		0.012			
1/16/2015	0.011				
6/19/2015		0.015			
6/20/2015	0.013				
12/8/2015			0.021	0.053	0.057
12/14/2015			0.021	0.049	
12/15/2015					0.052
12/28/2015			0.02	0.048	0.041
1/13/2016			0.019		
1/14/2016	0.016			0.048	0.038
1/16/2016		0.013			
1/26/2016			0.019	0.044	0.034
4/19/2016				0.0308	0.023
4/20/2016	0.0113	0.0114	0.0188		
6/15/2016	0.013	0.0095 (J)	0.017		
6/16/2016				0.029	0.017
8/9/2016			0.018		
8/10/2016	0.01	0.0094			0.013
8/11/2016				0.023	
9/27/2016	0.01	0.011	0.016		
9/28/2016				0.024	0.013
11/15/2016	0.011	0.0096	0.017		0.013
11/16/2016				0.022	
1/11/2017			0.017	0.017	
1/12/2017	0.01	0.01			

# Time Series

Constituent: Barium (mg/L) Analysis Run 3/7/2023 10:24 AM  
Plant McIntosh Client: Southern Company Data: McIntosh LF4 CCR

	GWC-11	GWC-12	GWC-17 (bg)	GWC-18 (bg)	GWC-19
1/16/2017					0.014
3/1/2017	0.011	0.011	0.017	0.02	0.017
4/20/2017		0.01	0.016		
4/24/2017	0.01				
4/25/2017				0.02	0.015
7/19/2017			0.017		
7/20/2017		0.011			
7/24/2017	0.0089				
7/25/2017				0.017	0.012
1/11/2018	0.01	0.01	0.017		
1/12/2018				0.015	0.014
7/11/2018			0.017	0.013	0.018
7/12/2018	0.016	0.011			
1/29/2019			0.02		0.016
1/30/2019	0.014 (J)	0.011 (J)		0.02	
3/27/2019	0.013	0.0099	0.017	0.014	0.013
9/11/2019	0.011	0.01	0.021	0.018	0.015
4/1/2020		0.0097 (J)	0.019	0.013	0.013
4/2/2020	0.011				
9/15/2020	0.015		0.018	0.014	
9/16/2020		0.011			0.012
3/16/2021		0.01	0.017		0.0099 (J)
3/17/2021	0.016			0.013	
8/18/2021	0.011	0.01			
8/19/2021			0.017	0.013	0.0095 (J)
2/22/2022			0.019		
2/23/2022	0.01	0.01		0.012	0.01
8/2/2022	0.011		0.017	0.013	
8/3/2022		0.011			0.011
2/7/2023		0.011		0.012	
2/8/2023	0.011		0.02		0.01

# Time Series

Constituent: Barium (mg/L) Analysis Run 3/7/2023 10:24 AM  
Plant McIntosh Client: Southern Company Data: McIntosh LF4 CCR

	GWC-20	GWC-21	GWC-23	GWC-9
8/25/2004				0.029
9/11/2004				0.031
9/26/2004				0.03
10/13/2004				0.024
7/11/2005				0.022
12/7/2005				0.032
6/22/2006				0.026
11/28/2006				0.02
7/6/2007				0.018
12/13/2007				0.017
6/20/2008				0.018
12/7/2008				0.016
7/9/2009				0.019
12/29/2009				0.02
6/22/2010				0.022
1/5/2011				0.021
7/9/2011				0.021
1/21/2012				0.021
7/11/2012				0.021
1/19/2013				0.024
7/18/2013				0.024
1/15/2014				0.022
7/10/2014				0.023
1/16/2015				0.015
6/20/2015				0.024
12/9/2015	0.039	0.024		
12/14/2015	0.045	0.027		
12/29/2015	0.045	0.027		
1/14/2016	0.034	0.025		0.026
1/25/2016	0.038	0.023		
4/19/2016				0.0274
4/21/2016	0.0325	0.0165		
6/15/2016				0.024
6/16/2016	0.027	0.018	0.057	
8/10/2016	0.025	0.014	0.072	0.031
9/27/2016	0.023	0.018		0.029
9/28/2016			0.076	
11/15/2016	0.022	0.015		0.029
11/16/2016			0.057	
1/12/2017		0.014		
1/13/2017	0.021			0.025
1/17/2017			0.049	
3/1/2017	0.021	0.015		0.03
3/2/2017			0.067	
4/24/2017		0.015		0.024
4/25/2017	0.02		0.049	
7/13/2017			0.04	
7/24/2017				0.026
7/25/2017	0.02	0.015	0.038	
1/11/2018		0.016		
1/12/2018	0.021		0.037	0.027
7/11/2018	0.021	0.017		

# Time Series

Constituent: Barium (mg/L) Analysis Run 3/7/2023 10:24 AM  
Plant McIntosh Client: Southern Company Data: McIntosh LF4 CCR

---

	GWC-20	GWC-21	GWC-23	GWC-9
7/12/2018			0.037	0.031
1/29/2019	0.017			
1/30/2019		0.017	0.034	0.032
3/27/2019	0.018	0.016	0.027	0.023
9/11/2019	0.021	0.019	0.023	0.029
4/1/2020	0.016	0.018	0.024	0.021
9/15/2020	0.021	0.021	0.024	
9/16/2020				0.033
3/16/2021	0.016			
3/17/2021		0.019	0.024	0.041
8/19/2021	0.017	0.018	0.019	0.024
2/22/2022	0.018			
2/23/2022		0.02	0.024	0.026
8/3/2022	0.018			0.03
8/4/2022		0.022	0.017	
2/8/2023	0.015	0.019	0.016	0.024

# Time Series

Constituent: Beryllium (mg/L) Analysis Run 3/7/2023 10:24 AM  
Plant McIntosh Client: Southern Company Data: McIntosh LF4 CCR

	GWA-13 (bg)	GWA-14 (bg)	GWA-15 (bg)	GWA-16 (bg)	GWA-2 (bg)
8/25/2004					<0.0025
9/11/2004					<0.0025
9/26/2004					<0.0025
10/13/2004					<0.0025
7/11/2005					<0.0025
12/7/2005					<0.0025
6/22/2006					<0.0025
11/28/2006					<0.0025
7/6/2007					<0.0025
12/13/2007					<0.0025
6/20/2008					<0.0025
12/7/2008					<0.0025
7/9/2009					<0.0025
12/28/2009					<0.0025
6/22/2010					<0.0025
1/4/2011					<0.0025
7/9/2011					<0.0025
1/21/2012					<0.0025
7/11/2012					<0.0025
1/20/2013					<0.0025
7/19/2013					<0.0025
1/15/2014					0.00011 (J)
7/11/2014					0.0001 (J)
1/16/2015					<0.0025
6/20/2015					<0.0025
12/7/2015	<0.0025	<0.0025	<0.0025	<0.0025	
12/14/2015				<0.0025	
12/15/2015	<0.0025	<0.0025	<0.0025	<0.0025	
12/28/2015			<0.0025	<0.0025	
12/29/2015		<0.0025			
1/13/2016	<0.0025	<0.0025	<0.0025	<0.0025	
1/16/2016					<0.0025
1/25/2016	<0.0025	<0.0025	<0.0025	<0.0025	
4/19/2016					<0.0025
4/20/2016	<0.0025	<0.0025		<0.0025	
4/21/2016			<0.0025		
6/14/2016	7.1E-05 (J)	4.4E-05 (J)			6.5E-05 (J)
6/15/2016			3.8E-05 (J)	0.00011 (J)	
8/9/2016	<0.0025	<0.0025	<0.0025	<0.0025	<0.0025
9/26/2016					<0.0025
9/27/2016	<0.0025	<0.0025	<0.0025	<0.0025	
11/15/2016	<0.0025	<0.0025	<0.0025	<0.0025	<0.0025
1/10/2017					<0.0025
1/11/2017		<0.0025	<0.0025	<0.0025	
1/12/2017	<0.0025				
2/28/2017	<0.0025	<0.0025	<0.0025		<0.0025
3/1/2017				<0.0025	
4/19/2017					<0.0025
4/20/2017	<0.0025	<0.0025	<0.0025	<0.0025	
7/17/2017					<0.0025
7/18/2017	<0.0025				
7/19/2017		<0.0025	<0.0025	<0.0025	

# Time Series

Constituent: Beryllium (mg/L) Analysis Run 3/7/2023 10:24 AM  
Plant McIntosh Client: Southern Company Data: McIntosh LF4 CCR

	GWA-13 (bg)	GWA-14 (bg)	GWA-15 (bg)	GWA-16 (bg)	GWA-2 (bg)
1/10/2018	<0.0025				<0.0025
1/11/2018		<0.0025	<0.0025	<0.0025	
7/11/2018	<0.0025	<0.0025	<0.0025	<0.0025	<0.0025
1/29/2019	<0.0025	<0.0025	<0.0025	<0.0025	6.3E-05 (J)
3/26/2019	<0.0025	<0.0025	<0.0025	<0.0025	
3/27/2019					<0.0025
9/10/2019	0.0008 (J)	0.00025 (J)		0.00036 (J)	
9/11/2019			<0.0025		<0.0025
3/31/2020	<0.0025				
4/1/2020		<0.0025	<0.0025	<0.0025	<0.0025
9/15/2020	<0.0025	<0.0025	<0.0025	<0.0025	0.00024 (J)
3/16/2021	0.0002 (J)	<0.0025		<0.0025	<0.0025
3/17/2021			<0.0025		
8/17/2021		<0.0025		<0.0025	0.00018 (J)
8/18/2021	<0.0025				
8/19/2021			<0.0025		
2/22/2022	<0.0025	<0.0025	<0.0025	<0.0025	<0.0025
8/2/2022	<0.0025	<0.0025	<0.0025	<0.0025	<0.0025
2/6/2023	<0.0025				
2/7/2023		<0.0025	<0.0025	<0.0025	<0.0025

# Time Series

Constituent: Beryllium (mg/L) Analysis Run 3/7/2023 10:24 AM  
 Plant McIntosh Client: Southern Company Data: McIntosh LF4 CCR

	GWA-3 (bg)	GWA-4A (bg)	GWA-5 (bg)	GWC-1	GWC-10
8/25/2004	<0.0025	<0.0025	<0.0025	<0.0025	<0.0025
9/11/2004	<0.0025	<0.0025	<0.0025	<0.0025	<0.0025
9/26/2004	<0.0025	<0.0025	<0.0025	<0.0025	<0.0025
10/13/2004	<0.0025	<0.0025	<0.0025		<0.0025
7/11/2005	<0.0025	<0.0025	0.0011	<0.0025	<0.0025
12/7/2005	<0.0025	<0.0025	<0.0025	<0.0025	<0.0025
6/22/2006	<0.0025	<0.0025	<0.0025	<0.0025	<0.0025
11/28/2006	<0.0025	<0.0025	<0.0025	<0.0025	<0.0025
7/6/2007	<0.0025	<0.0025	<0.0025	<0.0025	<0.0025
12/13/2007	<0.0025	<0.0025	<0.0025	<0.0025	<0.0025
6/20/2008	<0.0025	<0.0025	<0.0025	<0.0025	<0.0025
12/7/2008	<0.0025	<0.0025	<0.0025	<0.0025	<0.0025
7/9/2009	<0.0025	<0.0025	<0.0025	<0.0025	
7/10/2009					<0.0025
12/28/2009	<0.0025			<0.0025	
12/29/2009			<0.0025		<0.0025
12/30/2009		<0.0025			
6/22/2010	<0.0025	<0.0025	<0.0025	<0.0025	<0.0025
1/4/2011		<0.0025	<0.0025	<0.0025	<0.0025
1/5/2011	0.0018				
7/9/2011	<0.0025		<0.0025	<0.0025	
7/10/2011		<0.0025			<0.0025
1/20/2012	<0.0025				
1/21/2012		<0.0025	<0.0025	<0.0025	<0.0025
7/11/2012	<0.0025	<0.0025	<0.0025	<0.0025	<0.0025
1/19/2013	<0.0025		<0.0025		
1/20/2013		<0.0025		<0.0025	<0.0025
7/18/2013	<0.0025		<0.0025		
7/19/2013		<0.0025		<0.0025	<0.0025
1/15/2014	<0.0025		<0.0025	0.00016 (J)	
1/16/2014		<0.0025			<0.0025
7/10/2014		0.0001 (J)	<0.0025		<0.0025
7/11/2014	<0.0025			0.00018 (J)	
1/15/2015	<0.0025		<0.0025		
1/16/2015		<0.0025		0.00016 (J)	<0.0025
6/19/2015	<0.0025		0.00013 (J)		
6/20/2015		<0.0025		0.00017 (J)	0.00013 (J)
1/14/2016		<0.0025	<0.0025		
1/16/2016	<0.0025			8E-05 (J)	<0.0025
4/19/2016	<0.0025				
4/20/2016		<0.0025	<0.0025	<0.0025	
4/21/2016					<0.0025
6/14/2016	3.2E-05 (J)	8.7E-05 (J)	5.4E-05 (J)		
6/15/2016				0.00012 (J)	
6/16/2016					8.5E-05 (J)
8/9/2016	<0.0025		<0.0025		
8/10/2016				<0.0025	<0.0025
8/11/2016		<0.0025			
9/27/2016	<0.0025	<0.0025	<0.0025	<0.0025	<0.0025
11/14/2016	<0.0025	<0.0025			
11/15/2016			<0.0025	<0.0025	<0.0025
1/10/2017	<0.0025	<0.0025			

# Time Series

Constituent: Beryllium (mg/L) Analysis Run 3/7/2023 10:24 AM  
Plant McIntosh Client: Southern Company Data: McIntosh LF4 CCR

	GWA-3 (bg)	GWA-4A (bg)	GWA-5 (bg)	GWC-1	GWC-10
1/11/2017			<0.0025		
1/12/2017				<0.0025	<0.0025
1/19/2017			<0.0025		
1/23/2017				<0.0025	
1/24/2017			<0.0025		
2/28/2017	<0.0025	<0.0025	<0.0025		
3/1/2017				<0.0025	<0.0025
4/19/2017	<0.0025				
4/20/2017		<0.0025	<0.0025	<0.0025	
4/24/2017					<0.0025
7/18/2017	<0.0025	<0.0025	<0.0025		
7/19/2017				<0.0025	
7/24/2017					<0.0025
1/10/2018	<0.0025	<0.0025	<0.0025		
1/11/2018				<0.0025	<0.0025
7/11/2018	<0.0025	<0.0025	<0.0025		
7/12/2018				<0.0025	<0.0025
1/29/2019	<0.0025	0.00011 (J)	<0.0025		
1/30/2019				<0.0025	<0.0025
3/26/2019		<0.0025	<0.0025		
3/27/2019	<0.0025			<0.0025	<0.0025
9/10/2019		0.0006 (J)	<0.0025		
9/11/2019	<0.0025			0.00021 (J)	<0.0025
3/31/2020		<0.0025	<0.0025		
4/1/2020	<0.0025			<0.0025	<0.0025
9/15/2020	<0.0025		<0.0025	<0.0025	<0.0025
9/16/2020		<0.0025			
3/16/2021	<0.0025			0.00022 (J)	0.00033 (J)
3/17/2021		<0.0025	<0.0025		
8/17/2021	<0.0025				
8/18/2021				0.00018 (J)	<0.0025
8/19/2021		<0.0025	<0.0025		
2/22/2022	<0.0025		<0.0025		
2/23/2022		<0.0025		<0.0025	<0.0025
8/2/2022	<0.0025		<0.0025		
8/3/2022		<0.0025		<0.0025	<0.0025
2/7/2023	<0.0025	<0.0025	<0.0025	<0.0025	
2/8/2023					<0.0025



# Time Series

Constituent: Beryllium (mg/L) Analysis Run 3/7/2023 10:24 AM  
 Plant McIntosh Client: Southern Company Data: McIntosh LF4 CCR

	GWC-11	GWC-12	GWC-17 (bg)	GWC-18 (bg)	GWC-19
8/25/2004	<0.0025	<0.0025			
9/11/2004	<0.0025	<0.0025			
9/26/2004	<0.0025	<0.0025			
10/13/2004	<0.0025	<0.0025			
7/11/2005	<0.0025	<0.0025			
12/7/2005	<0.0025	<0.0025			
6/22/2006	<0.0025	<0.0025			
11/28/2006	<0.0025	<0.0025			
7/6/2007	<0.0025	<0.0025			
12/13/2007	<0.0025	<0.0025			
6/20/2008	<0.0025	<0.0025			
12/7/2008	<0.0025	<0.0025			
7/10/2009	<0.0025	<0.0025			
12/28/2009		<0.0025			
12/29/2009	<0.0025				
6/22/2010	<0.0025	<0.0025			
1/4/2011		<0.0025			
1/5/2011	<0.0025				
7/9/2011	<0.0025	<0.0025			
1/20/2012		<0.0025			
1/21/2012	<0.0025				
7/11/2012	<0.0025	<0.0025			
1/19/2013	<0.0025	<0.0025			
7/18/2013		<0.0025			
7/19/2013	<0.0025				
1/15/2014	<0.0025	0.00017 (J)			
7/11/2014	<0.0025	0.00024 (J)			
1/15/2015		0.00015 (J)			
1/16/2015	<0.0025				
6/19/2015		0.00016 (J)			
6/20/2015	<0.0025				
12/8/2015			0.00046 (J)	<0.0025	0.00018 (J)
12/14/2015			0.00052 (J)	<0.0025	
12/15/2015					0.00014 (J)
12/28/2015			0.00057 (J)	<0.0025	9E-05 (J)
1/13/2016			0.00056 (J)		
1/14/2016	<0.0025			<0.0025	0.0001 (J)
1/16/2016		0.00014 (J)			
1/26/2016			0.00057 (J)	<0.0025	0.00011 (J)
4/19/2016				<0.0025	<0.0025
4/20/2016	<0.0025	<0.0025	<0.003 (o)		
6/15/2016	<0.0025	0.00014 (J)	0.00056 (J)		
6/16/2016				<0.0025	0.00011 (J)
8/9/2016			0.00054 (J)		
8/10/2016	<0.0025	<0.0025			<0.0025
8/11/2016				<0.0025	
9/27/2016	<0.0025	<0.0025	0.00056 (J)		
9/28/2016				<0.0025	<0.0025
11/15/2016	<0.0025	<0.0025	0.00047 (J)		<0.0025
11/16/2016				<0.0025	
1/11/2017			0.00066 (J)	<0.0025	
1/12/2017	<0.0025	<0.0025			

# Time Series

Constituent: Beryllium (mg/L) Analysis Run 3/7/2023 10:24 AM  
 Plant McIntosh Client: Southern Company Data: McIntosh LF4 CCR

	GWC-11	GWC-12	GWC-17 (bg)	GWC-18 (bg)	GWC-19
1/16/2017					<0.0025
3/1/2017	<0.0025	<0.0025	0.00066 (J)	<0.0025	<0.0025
4/20/2017		<0.0025	0.00055 (J)		
4/24/2017	<0.0025				
4/25/2017				<0.0025	<0.0025
7/19/2017			0.00061 (J)		
7/20/2017		<0.0025			
7/24/2017	<0.0025				
7/25/2017				<0.0025	<0.0025
1/11/2018	<0.0025	<0.0025	0.00064 (J)		
1/12/2018				<0.0025	<0.0025
7/11/2018			0.00065 (J)	<0.0025	<0.0025
7/12/2018	<0.0025	<0.0025			
1/29/2019			0.00062 (J)		0.00023 (J)
1/30/2019	<0.0025	<0.0025		<0.0025	
3/27/2019	<0.0025	<0.0025	0.00062	<0.0025	<0.0025
9/11/2019	<0.0025	0.00022 (J)	0.001	0.00026 (J)	0.00058 (J)
4/1/2020		<0.0025	0.00058 (J)	<0.0025	<0.0025
4/2/2020	0.00023 (J)				
9/15/2020	<0.0025		0.00063 (J)	<0.0025	
9/16/2020		<0.0025			0.00022 (J)
3/16/2021		0.00037 (J)	0.00062 (J)		0.00024 (J)
3/17/2021	0.00048 (J)			<0.0025	
8/18/2021	<0.0025	<0.0025			
8/19/2021			0.00057 (J)	<0.0025	<0.0025
2/22/2022			0.00078 (J)		
2/23/2022	<0.0025	<0.0025		<0.0025	0.00031 (J)
8/2/2022	<0.0025		0.00057 (J)	<0.0025	
8/3/2022		0.00027 (J)			<0.0025
2/7/2023		<0.0025		<0.0025	
2/8/2023	<0.0025		0.00071 (J)		0.00022 (J)

# Time Series

Constituent: Beryllium (mg/L) Analysis Run 3/7/2023 10:24 AM  
 Plant McIntosh Client: Southern Company Data: McIntosh LF4 CCR

	GWC-20	GWC-21	GWC-23	GWC-9
8/25/2004				<0.0025
9/11/2004				<0.0025
9/26/2004				<0.0025
10/13/2004				<0.0025
7/11/2005				<0.0025
12/7/2005				<0.0025
6/22/2006				<0.0025
11/28/2006				<0.0025
7/6/2007				<0.0025
12/13/2007				<0.0025
6/20/2008				<0.0025
12/7/2008				<0.0025
7/9/2009				<0.0025
12/29/2009				<0.0025
6/22/2010				<0.0025
1/5/2011				<0.0025
7/9/2011				<0.0025
1/21/2012				<0.0025
7/11/2012				<0.0025
1/19/2013				<0.0025
7/18/2013				<0.0025
1/15/2014				<0.0025
7/10/2014				0.0001 (J)
1/16/2015				<0.0025
6/20/2015				<0.0025
12/9/2015	0.00026 (J)	<0.0025		
12/14/2015	0.00032 (J)	<0.0025		
12/29/2015	0.00043 (J)	<0.0025		
1/14/2016	0.00032 (J)	<0.0025		<0.0025
1/25/2016	0.00038 (J)	<0.0025		
4/19/2016				<0.0025
4/21/2016	<0.0025	<0.0025		
6/15/2016				7.7E-05 (J)
6/16/2016	0.00032 (J)	<0.0025	<0.0025	
8/10/2016	<0.0025	<0.0025	<0.0025	<0.0025
9/27/2016	<0.0025	0.00064 (J)		<0.0025
9/28/2016			<0.0025	
11/15/2016	<0.0025	<0.0025		<0.0025
11/16/2016			<0.0025	
1/12/2017		<0.0025		
1/13/2017	<0.0025			<0.0025
1/17/2017			<0.0025	
3/1/2017	<0.0025	<0.0025		<0.0025
3/2/2017			<0.0025	
4/24/2017		<0.0025		<0.0025
4/25/2017	<0.0025		<0.0025	
7/13/2017			<0.0025	
7/24/2017				<0.0025
7/25/2017	<0.0025	<0.0025	<0.0025	
1/11/2018		<0.0025		
1/12/2018	<0.0025		<0.0025	<0.0025
7/11/2018	<0.0025	<0.0025		

# Time Series

Constituent: Beryllium (mg/L) Analysis Run 3/7/2023 10:24 AM  
Plant McIntosh Client: Southern Company Data: McIntosh LF4 CCR

---

	GWC-20	GWC-21	GWC-23	GWC-9
7/12/2018			<0.0025	<0.0025
1/29/2019	0.00016 (J)			
1/30/2019		<0.0025	<0.0025	<0.0025
3/27/2019	<0.0025	<0.0025	<0.0025	<0.0025
9/11/2019	0.00052 (J)	0.00054 (J)	0.00026 (J)	0.00021 (J)
4/1/2020	<0.0025	<0.0025	<0.0025	<0.0025
9/15/2020	0.00025 (J)	<0.0025	<0.0025	
9/16/2020				<0.0025
3/16/2021	0.00022 (J)			
3/17/2021		<0.0025	0.00018 (J)	0.00024 (J)
8/19/2021	<0.0025	<0.0025	<0.0025	<0.0025
2/22/2022	<0.0025			
2/23/2022		<0.0025	<0.0025	<0.0025
8/3/2022	0.00031 (J)			<0.0025
8/4/2022		<0.0025	<0.0025	
2/8/2023	<0.0025	<0.0025	<0.0025	<0.0025

# Time Series

Constituent: Boron (mg/L) Analysis Run 3/7/2023 10:24 AM  
 Plant McIntosh Client: Southern Company Data: McIntosh LF4 CCR

	GWA-13 (bg)	GWA-14 (bg)	GWA-15 (bg)	GWA-16 (bg)	GWA-2 (bg)
4/19/2016					<0.08
4/20/2016	<0.08	<0.08		<0.08	
4/21/2016			<0.08		
6/14/2016	0.0086 (J)	0.0098 (J)			0.012 (J)
6/15/2016			0.0095 (J)	0.0085 (J)	
8/9/2016	<0.08	<0.08	<0.08	<0.08	<0.08
9/26/2016					<0.08
9/27/2016	<0.08	<0.08	<0.08	<0.08	
11/15/2016	<0.08	<0.08	<0.08	<0.08	<0.08
1/10/2017					<0.08
1/11/2017		<0.08	<0.08	<0.08	
1/12/2017	<0.08				
2/28/2017	<0.08	<0.08	<0.08		0.022 (J)
3/1/2017				<0.08	
4/19/2017					<0.08
4/20/2017	<0.08	<0.08	<0.08	<0.08	
10/10/2017					<0.08
10/11/2017	<0.08	<0.08	<0.08	<0.08	
1/10/2018	<0.08				<0.08
1/11/2018		<0.08	<0.08	<0.08	
7/11/2018	<0.08	<0.08	<0.08	<0.08	<0.08
1/29/2019	<0.08	<0.08	<0.08	<0.08	<0.08
3/26/2019	<0.08	<0.08	<0.08	<0.08	
3/27/2019					<0.08
9/10/2019	0.061 (J)	<0.08		<0.08	
9/11/2019			<0.08		<0.08
3/31/2020	<0.08				
4/1/2020		<0.08	<0.08	<0.08	0.042 (J)
9/15/2020	<0.08	<0.08	<0.08	<0.08	<0.08
3/16/2021	<0.08	<0.08		<0.08	<0.08
3/17/2021			<0.08		
8/17/2021		0.1		0.061 (J)	0.069 (J)
8/18/2021	0.044 (J)				
8/19/2021			<0.08		
2/22/2022	<0.08	<0.08	<0.08	<0.08	0.11
8/2/2022	<0.08	<0.08	<0.08	<0.08	<0.08
2/6/2023	<0.08				
2/7/2023		<0.08	<0.08	<0.08	<0.08

# Time Series

Constituent: Boron (mg/L) Analysis Run 3/7/2023 10:24 AM  
 Plant McIntosh Client: Southern Company Data: McIntosh LF4 CCR

	GWA-3 (bg)	GWA-4A (bg)	GWA-5 (bg)	GWC-1	GWC-10
4/19/2016	<0.08				
4/20/2016		<0.08	<0.08	<0.08	
4/21/2016					<0.08
6/14/2016	0.0077 (J)	0.01 (J)	0.011 (J)		
6/15/2016				0.017 (J)	
6/16/2016					0.017 (J)
8/9/2016	<0.08		<0.08		
8/10/2016				<0.08	<0.08
8/11/2016		<0.08			
9/27/2016	<0.08	<0.08	<0.08	<0.08	<0.08
11/14/2016	<0.08	<0.08			
11/15/2016			<0.08	<0.08	0.021 (J)
1/10/2017	<0.08	<0.08			
1/11/2017			<0.08		
1/12/2017				<0.08	0.041 (J)
2/28/2017	<0.08	<0.08	<0.08		
3/1/2017				<0.08	0.052
4/19/2017	<0.08				
4/20/2017		<0.08	<0.08	<0.08	
4/24/2017					0.064
10/10/2017		<0.08			
10/11/2017	<0.08		<0.08	<0.08	
10/12/2017					0.06
12/12/2017					0.086
1/10/2018	<0.08	<0.08	<0.08		
1/11/2018				<0.08	0.06
7/11/2018	<0.08	<0.08	<0.08		
7/12/2018				<0.08	0.054
1/29/2019	<0.08	<0.08	<0.08		
1/30/2019				<0.08	0.055
3/26/2019		<0.08	<0.08		
3/27/2019	<0.08			<0.08	0.05
9/10/2019		0.052 (J)	<0.08		
9/11/2019	<0.08			<0.08	0.067 (J)
3/31/2020		<0.08	<0.08		
4/1/2020	<0.08			<0.08	0.068 (J)
9/15/2020	0.061 (J)		0.047 (J)	<0.08	0.062 (J)
9/16/2020		0.056 (J)			
3/16/2021	<0.08			<0.08	0.045 (J)
3/17/2021		<0.08	<0.08		
8/17/2021	<0.08				
8/18/2021				0.046 (J)	0.069 (J)
8/19/2021		<0.08	<0.08		
2/22/2022	0.065 (J)		<0.08		
2/23/2022		0.096		<0.08	0.069 (J)
8/2/2022	<0.08		<0.08		
8/3/2022		<0.08		0.064 (J)	<0.08
2/7/2023	<0.08	0.022 (J)	0.024 (J)	<0.08	
2/8/2023					0.043 (J)

# Time Series

Constituent: Boron (mg/L) Analysis Run 3/7/2023 10:24 AM  
Plant McIntosh Client: Southern Company Data: McIntosh LF4 CCR

	GWC-11	GWC-12	GWC-17 (bg)	GWC-18 (bg)	GWC-19
4/19/2016				<0.08	<0.08
4/20/2016	<0.08	<0.08	<0.08		
6/15/2016	0.011 (J)	0.01 (J)	0.0095 (J)		
6/16/2016				0.011 (J)	0.0069 (J)
8/9/2016			<0.08		
8/10/2016	<0.08	<0.08			<0.08
8/11/2016				<0.08	
9/27/2016	<0.08	<0.08	<0.08		
9/28/2016				<0.08	<0.08
11/15/2016	<0.08	<0.08	<0.08		<0.08
11/16/2016				<0.08	
1/11/2017			<0.08	<0.08	
1/12/2017	<0.08	<0.08			
1/16/2017					<0.08
3/1/2017	<0.08	<0.08	<0.08	<0.08	<0.08
4/20/2017		<0.08	<0.08		
4/24/2017	<0.08				
4/25/2017				<0.08	<0.08
10/11/2017	<0.08		<0.08		
10/12/2017		<0.08		<0.08	<0.08
1/11/2018	<0.08	<0.08	<0.08		
1/12/2018				<0.08	<0.08
7/11/2018			<0.08	<0.08	<0.08
7/12/2018	<0.08	<0.08			
1/29/2019			<0.08		<0.08
1/30/2019	<0.08	<0.08		<0.08	
3/27/2019	<0.08	<0.08	<0.08	<0.08	<0.08
9/11/2019	<0.08	<0.08	<0.08	<0.08	<0.08
4/1/2020		<0.08	<0.08	<0.08	<0.08
4/2/2020	0.066 (J)				
9/15/2020	<0.08		<0.08	<0.08	
9/16/2020		<0.08			0.046 (J)
3/16/2021		<0.08	<0.08		<0.08
3/17/2021	<0.08			<0.08	
8/18/2021	<0.08	<0.08			
8/19/2021			<0.08	<0.08	<0.08
2/22/2022			<0.08		
2/23/2022	<0.08	<0.08		<0.08	<0.08
8/2/2022	<0.08		<0.08	<0.08	
8/3/2022		<0.08			<0.08
2/7/2023		<0.08		<0.08	
2/8/2023	0.022 (J)		<0.08		0.024 (J)

# Time Series

Constituent: Boron (mg/L) Analysis Run 3/7/2023 10:24 AM  
Plant McIntosh Client: Southern Company Data: McIntosh LF4 CCR

	GWC-20	GWC-21	GWC-23	GWC-9
4/19/2016				<0.08
4/21/2016	<0.08	<0.08		
6/15/2016				0.018 (J)
6/16/2016	0.012 (J)	0.012 (J)	0.017 (J)	
8/10/2016	<0.08	<0.08	<0.08	<0.08
9/27/2016	<0.08	<0.08		<0.08
9/28/2016			<0.08	
11/15/2016	<0.08	<0.08		<0.08
11/16/2016			<0.08	
1/12/2017		<0.08		
1/13/2017	<0.08			<0.08
1/17/2017			<0.08	
3/1/2017	<0.08	<0.08		<0.08
3/2/2017			<0.08	
4/24/2017		<0.08		<0.08
4/25/2017	<0.08		<0.08	
7/13/2017			<0.08	
10/12/2017	<0.08	<0.08	<0.08	<0.08
1/11/2018		<0.08		
1/12/2018	<0.08		<0.08	<0.08
7/11/2018	<0.08	<0.08		
7/12/2018			<0.08	<0.08
1/29/2019	<0.08			
1/30/2019		<0.08	<0.08	<0.08
3/27/2019	<0.08	<0.08	<0.08	<0.08
9/11/2019	0.042 (J)	0.055 (J)	0.04 (J)	<0.08
4/1/2020	<0.08	<0.08	<0.08	<0.08
9/15/2020	<0.08	<0.08	<0.08	
9/16/2020				0.042 (J)
3/16/2021	<0.08			
3/17/2021		<0.08	<0.08	<0.08
8/19/2021	<0.08	<0.08	<0.08	<0.08
2/22/2022	<0.08			
2/23/2022		<0.08	<0.08	<0.08
8/3/2022	<0.08			<0.08
8/4/2022		<0.08	<0.08	
2/8/2023	<0.08	0.027 (J)	<0.08	0.026 (J)



# Time Series

Constituent: Cadmium (mg/L) Analysis Run 3/7/2023 10:24 AM  
Plant McIntosh Client: Southern Company Data: McIntosh LF4 CCR

	GWA-13 (bg)	GWA-14 (bg)	GWA-15 (bg)	GWA-16 (bg)	GWA-2 (bg)
8/25/2004					<0.0025
9/11/2004					<0.0025
9/26/2004					<0.0025
10/13/2004					<0.0025
7/11/2005					<0.0025
12/7/2005					<0.0025
6/22/2006					<0.0025
11/28/2006					<0.0025
7/6/2007					<0.0025
12/13/2007					<0.0025
6/20/2008					<0.0025
12/7/2008					<0.0025
7/9/2009					<0.0025
12/28/2009					<0.0025
6/22/2010					<0.0025
1/4/2011					<0.0025
7/9/2011					<0.0025
1/21/2012					<0.0025
7/11/2012					<0.0025
1/20/2013					<0.0025
7/19/2013					<0.0025
1/15/2014					<0.0025
7/11/2014					<0.0025
1/16/2015					<0.0025
6/20/2015					<0.0025
12/7/2015	<0.0025	<0.0025	<0.0025	<0.0025	
12/14/2015				<0.0025	
12/15/2015	<0.0025	<0.0025	<0.0025	<0.0025	
12/28/2015			<0.0025	<0.0025	
12/29/2015	<0.0025	<0.0025			
1/13/2016	<0.0025	<0.0025	<0.0025	<0.0025	
1/16/2016					<0.0025
1/25/2016	<0.0025	<0.0025	<0.0025	<0.0025	
4/19/2016					<0.0025
4/20/2016	<0.0025	<0.0025		<0.0025	
4/21/2016			<0.0025		
6/14/2016	0.001	6.2E-05 (J)			<0.0025
6/15/2016			<0.0025	<0.0025	
8/9/2016	<0.0025	<0.0025	<0.0025	<0.0025	<0.0025
9/26/2016					<0.0025
9/27/2016	<0.0025	<0.0025	<0.0025	<0.0025	
11/15/2016	<0.0025	<0.0025	<0.0025	<0.0025	<0.0025
1/10/2017					<0.0025
1/11/2017		<0.0025	<0.0025	<0.0025	
1/12/2017	<0.0025				
2/28/2017	<0.0025	<0.0025	<0.0025		<0.0025
3/1/2017				<0.0025	
4/19/2017					<0.0025
4/20/2017	<0.0025	<0.0025	<0.0025	<0.0025	
7/17/2017					<0.0025
7/18/2017	<0.0025				
7/19/2017		<0.0025	<0.0025	<0.0025	

# Time Series

Constituent: Cadmium (mg/L) Analysis Run 3/7/2023 10:24 AM  
Plant McIntosh Client: Southern Company Data: McIntosh LF4 CCR

	GWA-13 (bg)	GWA-14 (bg)	GWA-15 (bg)	GWA-16 (bg)	GWA-2 (bg)
1/10/2018	<0.0025				<0.0025
1/11/2018		<0.0025	<0.0025	<0.0025	
7/11/2018	<0.0025	<0.0025	<0.0025	<0.0025	<0.0025
1/29/2019	<0.0025	<0.0025	<0.0025	<0.0025	<0.0025
3/26/2019	<0.0025	<0.0025	<0.0025	<0.0025	
3/27/2019					<0.0025
9/10/2019	0.00035 (J)	<0.0025		0.00015 (J)	
9/11/2019			<0.0025		<0.0025
3/31/2020	<0.0025				
4/1/2020		<0.0025	<0.0025	<0.0025	<0.0025
9/15/2020	<0.0025	<0.0025	<0.0025	<0.0025	<0.0025
3/16/2021	<0.0025	<0.0025		<0.0025	<0.0025
3/17/2021			<0.0025		
8/17/2021		0.00036 (J)		<0.0025	<0.0025
8/18/2021	<0.0025				
8/19/2021			<0.0025		
2/22/2022	<0.0025	<0.0025	<0.0025	<0.0025	<0.0025
8/2/2022	<0.0025	<0.0025	<0.0025	<0.0025	<0.0025
2/6/2023	<0.0025				
2/7/2023		<0.0025	<0.0025	<0.0025	<0.0025

# Time Series

Constituent: Cadmium (mg/L) Analysis Run 3/7/2023 10:24 AM  
Plant McIntosh Client: Southern Company Data: McIntosh LF4 CCR

	GWA-3 (bg)	GWA-4A (bg)	GWA-5 (bg)	GWC-1	GWC-10
8/25/2004	<0.0025	<0.0025	<0.0025	<0.0025	<0.0025
9/11/2004	<0.0025	<0.0025	<0.0025	<0.0025	<0.0025
9/26/2004	<0.0025	<0.0025	<0.0025	<0.0025	<0.0025
10/13/2004	<0.0025	<0.0025	<0.0025		<0.0025
7/11/2005	<0.0025	<0.0025	<0.0025	<0.0025	<0.0025
12/7/2005	<0.0025	<0.0025	<0.0025	<0.0025	<0.0025
6/22/2006	<0.0025	<0.0025	<0.0025	<0.0025	<0.0025
11/28/2006	<0.0025	<0.0025	<0.0025	<0.0025	<0.0025
7/6/2007	<0.0025	<0.0025	<0.0025	<0.0025	<0.0025
12/13/2007	<0.0025	<0.0025	<0.0025	<0.0025	<0.0025
6/20/2008	<0.0025	<0.0025	<0.0025	<0.0025	<0.0025
12/7/2008	<0.0025	<0.0025	<0.0025	<0.0025	<0.0025
7/9/2009	<0.0025	<0.0025	<0.0025	<0.0025	
7/10/2009					<0.0025
12/28/2009	<0.0025			<0.0025	
12/29/2009			<0.0025		<0.0025
12/30/2009		<0.0025			
6/22/2010	<0.0025	<0.0025	<0.0025	<0.0025	<0.0025
1/4/2011		<0.0025	<0.0025	<0.0025	<0.0025
1/5/2011	<0.0025				
7/9/2011	<0.0025		<0.0025	<0.0025	
7/10/2011		<0.0025			<0.0025
1/20/2012	<0.0025				
1/21/2012		<0.0025	<0.0025	<0.0025	<0.0025
7/11/2012	<0.0025	<0.0025	<0.0025	<0.0025	<0.0025
1/19/2013	<0.0025		<0.0025		
1/20/2013		<0.0025		<0.0025	<0.0025
7/18/2013	<0.0025		<0.0025		
7/19/2013		<0.0025		<0.0025	<0.0025
1/15/2014	<0.0025		<0.0025	<0.0025	
1/16/2014		<0.0025			<0.0025
7/10/2014		<0.0025	<0.0025		<0.0025
7/11/2014	<0.0025			<0.0025	
1/15/2015	<0.0025		<0.0025		
1/16/2015		<0.0025		<0.0025	<0.0025
6/19/2015	<0.0025		<0.0025		
6/20/2015		<0.0025		<0.0025	<0.0025
1/14/2016		<0.0025	<0.0025		
1/16/2016	<0.0025			<0.0025	<0.0025
4/19/2016	<0.0025				
4/20/2016		0.000111 (J)	<0.0025	<0.0025	
4/21/2016					<0.0025
6/14/2016	<0.0025	0.00013 (J)	<0.0025		
6/15/2016				<0.0025	
6/16/2016					<0.0025
8/9/2016	<0.0025		<0.0025		
8/10/2016				<0.0025	<0.0025
8/11/2016		<0.0025			
9/27/2016	<0.0025	<0.0025	<0.0025	<0.0025	<0.0025
11/14/2016	<0.0025	<0.0025			
11/15/2016			<0.0025	<0.0025	<0.0025
1/10/2017	<0.0025	<0.0025			

# Time Series

Constituent: Cadmium (mg/L) Analysis Run 3/7/2023 10:24 AM  
Plant McIntosh Client: Southern Company Data: McIntosh LF4 CCR

	GWA-3 (bg)	GWA-4A (bg)	GWA-5 (bg)	GWC-1	GWC-10
1/11/2017			<0.0025		
1/12/2017				<0.0025	<0.0025
1/19/2017			<0.0025		
1/23/2017				<0.0025	
1/24/2017			<0.0025		
2/28/2017	<0.0025	<0.0025	<0.0025		
3/1/2017				<0.0025	<0.0025
4/19/2017	<0.0025				
4/20/2017		<0.0025	<0.0025	<0.0025	
4/24/2017					<0.0025
7/18/2017	<0.0025	<0.0025	<0.0025		
7/19/2017				<0.0025	
7/24/2017					<0.0025
1/10/2018	<0.0025	<0.0025	<0.0025		
1/11/2018				<0.0025	<0.0025
7/11/2018	<0.0025	<0.0025	<0.0025		
7/12/2018				<0.0025	<0.0025
1/29/2019	<0.0025	<0.0025	<0.0025		
1/30/2019				<0.0025	<0.0025
3/26/2019		<0.0025	<0.0025		
3/27/2019	<0.0025			<0.0025	<0.0025
9/10/2019		0.00019 (J)	<0.0025		
9/11/2019	<0.0025			<0.0025	<0.0025
3/31/2020		<0.0025	<0.0025		
4/1/2020	<0.0025			<0.0025	<0.0025
9/15/2020	<0.0025		<0.0025	<0.0025	<0.0025
9/16/2020		<0.0025			
3/16/2021	<0.0025			<0.0025	<0.0025
3/17/2021		<0.0025	<0.0025		
8/17/2021	<0.0025				
8/18/2021				<0.0025	<0.0025
8/19/2021		<0.0025	<0.0025		
2/22/2022	<0.0025		<0.0025		
2/23/2022		0.00024 (J)		<0.0025	<0.0025
8/2/2022	<0.0025		<0.0025		
8/3/2022		<0.0025		0.0001 (J)	<0.0025
2/7/2023	<0.0025	<0.0025	<0.0025	<0.0025	
2/8/2023					<0.0025

# Time Series

Constituent: Cadmium (mg/L) Analysis Run 3/7/2023 10:24 AM  
 Plant McIntosh Client: Southern Company Data: McIntosh LF4 CCR

	GWC-11	GWC-12	GWC-17 (bg)	GWC-18 (bg)	GWC-19
8/25/2004	<0.0025	<0.0025			
9/11/2004	<0.0025	<0.0025			
9/26/2004	<0.0025	<0.0025			
10/13/2004	<0.0025	<0.0025			
7/11/2005	<0.0025	<0.0025			
12/7/2005	<0.0025	<0.0025			
6/22/2006	<0.0025	<0.0025			
11/28/2006	<0.0025	<0.0025			
7/6/2007	<0.0025	<0.0025			
12/13/2007	<0.0025	<0.0025			
6/20/2008	<0.0025	<0.0025			
12/7/2008	<0.0025	<0.0025			
7/10/2009	<0.0025	<0.0025			
12/28/2009		<0.0025			
12/29/2009	<0.0025				
6/22/2010	<0.0025	<0.0025			
1/4/2011		<0.0025			
1/5/2011	<0.0025				
7/9/2011	<0.0025	<0.0025			
1/20/2012		<0.0025			
1/21/2012	<0.0025				
7/11/2012	<0.0025	<0.0025			
1/19/2013	<0.0025	<0.0025			
7/18/2013		<0.0025			
7/19/2013	<0.0025				
1/15/2014	<0.0025	<0.0025			
7/11/2014	<0.0025	<0.0025			
1/15/2015		<0.0025			
1/16/2015	<0.0025				
6/19/2015		<0.0025			
6/20/2015	<0.0025				
12/8/2015			0.00049 (J)	<0.0025	<0.0025
12/14/2015			0.00053 (J)	<0.0025	
12/15/2015					<0.0025
12/28/2015			0.00061 (J)	<0.0025	<0.0025
1/13/2016			0.00063 (J)		
1/14/2016	<0.0025			<0.0025	<0.0025
1/16/2016		<0.0025			
1/26/2016			0.00072 (J)	<0.0025	<0.0025
4/19/2016				<0.0025	0.00017 (J)
4/20/2016	<0.0025	<0.0025	0.000633 (J)		
6/15/2016	<0.0025	<0.0025	0.00055 (J)		
6/16/2016				8.5E-05 (J)	0.00018 (J)
8/9/2016			0.00046 (J)		
8/10/2016	<0.0025	<0.0025			<0.0025
8/11/2016				<0.0025	
9/27/2016	<0.0025	<0.0025	0.00071 (J)		
9/28/2016				<0.0025	<0.0025
11/15/2016	<0.0025	<0.0025	0.00056 (J)		<0.0025
11/16/2016				<0.0025	
1/11/2017			0.0007 (J)	<0.0025	
1/12/2017	<0.0025	<0.0025			

# Time Series

Constituent: Cadmium (mg/L) Analysis Run 3/7/2023 10:24 AM  
Plant McIntosh Client: Southern Company Data: McIntosh LF4 CCR

	GWC-11	GWC-12	GWC-17 (bg)	GWC-18 (bg)	GWC-19
1/16/2017					<0.0025
3/1/2017	<0.0025	<0.0025	0.00063 (J)	<0.0025	<0.0025
4/20/2017		<0.0025	0.00055 (J)		
4/24/2017	<0.0025				
4/25/2017				<0.0025	<0.0025
7/19/2017			0.00072 (J)		
7/20/2017		<0.0025			
7/24/2017	<0.0025				
7/25/2017				<0.0025	<0.0025
1/11/2018	<0.0025	<0.0025	0.00062 (J)		
1/12/2018				<0.0025	<0.0025
7/11/2018			0.0004 (J)	<0.0025	<0.0025
7/12/2018	<0.0025	<0.0025			
1/29/2019			0.00062 (J)		0.0002 (J)
1/30/2019	<0.0025	<0.0025		<0.0025	
3/27/2019	<0.0025	<0.0025	0.00041	<0.0025	<0.0025
9/11/2019	<0.0025	<0.0025	0.00064 (J)	<0.0025	0.00031 (J)
4/1/2020		<0.0025	0.00048 (J)	<0.0025	<0.0025
4/2/2020	<0.0025				
9/15/2020	<0.0025		0.00046 (J)	<0.0025	
9/16/2020		<0.0025			<0.0025
3/16/2021		<0.0025	0.00057 (J)		<0.0025
3/17/2021	<0.0025			<0.0025	
8/18/2021	<0.0025	<0.0025			
8/19/2021			0.00057 (J)	<0.0025	<0.0025
2/22/2022			0.00064 (J)		
2/23/2022	<0.0025	<0.0025		<0.0025	<0.0025
8/2/2022	<0.0025		0.00057 (J)	<0.0025	
8/3/2022		<0.0025			0.00016 (J)
2/7/2023		<0.0025		<0.0025	
2/8/2023	<0.0025		0.00058 (J)		0.00018 (J)

# Time Series

Constituent: Cadmium (mg/L) Analysis Run 3/7/2023 10:24 AM  
Plant McIntosh Client: Southern Company Data: McIntosh LF4 CCR

	GWC-20	GWC-21	GWC-23	GWC-9
8/25/2004				<0.0025
9/11/2004				<0.0025
9/26/2004				<0.0025
10/13/2004				<0.0025
7/11/2005				<0.0025
12/7/2005				<0.0025
6/22/2006				<0.0025
11/28/2006				<0.0025
7/6/2007				<0.0025
12/13/2007				<0.0025
6/20/2008				<0.0025
12/7/2008				<0.0025
7/9/2009				<0.0025
12/29/2009				<0.0025
6/22/2010				<0.0025
1/5/2011				<0.0025
7/9/2011				<0.0025
1/21/2012				<0.0025
7/11/2012				<0.0025
1/19/2013				<0.0025
7/18/2013				<0.0025
1/15/2014				<0.0025
7/10/2014				<0.0025
1/16/2015				<0.0025
6/20/2015				<0.0025
12/9/2015	<0.0025	<0.0025		
12/14/2015	0.00031 (J)	<0.0025		
12/29/2015	0.00075 (J)	<0.0025		
1/14/2016	0.00039 (J)	<0.0025		<0.0025
1/25/2016	0.00078 (J)	<0.0025		
4/19/2016				<0.0025
4/21/2016	0.00052 (J)	<0.0025		
6/15/2016				<0.0025
6/16/2016	0.00044 (J)	0.00012 (J)	<0.0025	
8/10/2016	<0.0025	<0.0025	<0.0025	<0.0025
9/27/2016	<0.0025	0.00062 (J)		<0.0025
9/28/2016			<0.0025	
11/15/2016	<0.0025	<0.0025		<0.0025
11/16/2016			<0.0025	
1/12/2017		<0.0025		
1/13/2017	0.00036 (J)			<0.0025
1/17/2017			<0.0025	
3/1/2017	<0.0025	<0.0025		<0.0025
3/2/2017			<0.0025	
4/24/2017		<0.0025		<0.0025
4/25/2017	<0.0025		<0.0025	
7/13/2017			<0.0025	
7/24/2017				<0.0025
7/25/2017	<0.0025	<0.0025	<0.0025	
1/11/2018		<0.0025		
1/12/2018	<0.0025		<0.0025	<0.0025
7/11/2018	<0.0025	<0.0025		

# Time Series

Constituent: Cadmium (mg/L) Analysis Run 3/7/2023 10:24 AM  
Plant McIntosh Client: Southern Company Data: McIntosh LF4 CCR

---

	GWC-20	GWC-21	GWC-23	GWC-9
7/12/2018			<0.0025	<0.0025
1/29/2019	0.00016 (J)			
1/30/2019		0.00014 (J)	0.00015 (J)	<0.0025
3/27/2019	<0.0025	<0.0025	<0.0025	<0.0025
9/11/2019	0.00029 (J)	0.00029 (J)	0.00018 (J)	<0.0025
4/1/2020	<0.0025	<0.0025	<0.0025	<0.0025
9/15/2020	<0.0025	<0.0025	<0.0025	
9/16/2020				<0.0025
3/16/2021	<0.0025			
3/17/2021		<0.0025	<0.0025	<0.0025
8/19/2021	<0.0025	<0.0025	<0.0025	<0.0025
2/22/2022	<0.0025			
2/23/2022		<0.0025	<0.0025	<0.0025
8/3/2022	0.00016 (J)			0.00011 (J)
8/4/2022		0.00014 (J)	<0.0025	
2/8/2023	0.00011 (J)	<0.0025	0.00013 (J)	9.5E-05 (J)



# Time Series

Constituent: Calcium (mg/L) Analysis Run 3/7/2023 10:24 AM  
 Plant McIntosh Client: Southern Company Data: McIntosh LF4 CCR

	GWA-13 (bg)	GWA-14 (bg)	GWA-15 (bg)	GWA-16 (bg)	GWA-2 (bg)
4/19/2016					0.485 (J)
4/20/2016	0.389 (J)	0.686		0.472 (J)	
4/21/2016			0.686		
6/14/2016	0.37 (J)	0.62			0.72
6/15/2016			0.61	0.42 (J)	
8/9/2016	0.14 (J)	0.39	0.21 (J)	0.19	0.24 (J)
9/26/2016					0.48
9/27/2016	0.33	0.52	0.4	0.39	
11/15/2016	0.28	0.5	0.35	0.39	0.54
1/10/2017					0.62
1/11/2017		0.47	0.34	0.36	
1/12/2017	0.37				
2/28/2017	0.26	0.47	0.37		0.91
3/1/2017				0.38	
4/19/2017					0.75
4/20/2017	0.27	0.5	0.43	0.41	
10/10/2017					0.54
10/11/2017	0.3	0.49	0.41	0.4	
1/10/2018	0.27				0.52
1/11/2018		0.51	0.41	0.43	
7/11/2018	0.32	0.47	0.53	0.45	0.5
1/29/2019	0.33	0.51	0.91	0.41	0.53
3/26/2019	0.3	0.42	0.58	0.37	
3/27/2019					0.37
9/10/2019	0.37 (J)	0.47 (J)		0.41 (J)	
9/11/2019			0.42 (J)		0.43 (J)
3/31/2020	0.42 (J)				
4/1/2020		0.49 (J)	2.3	0.43 (J)	0.47 (J)
9/15/2020	0.32 (J)	0.6	0.38 (J)	0.42 (J)	0.42 (J)
3/16/2021	0.4 (J)	0.51		0.48 (J)	0.4 (J)
3/17/2021			5.5		
8/17/2021		0.47 (J)		0.46 (J)	0.4 (J)
8/18/2021	0.51				
8/19/2021			0.49 (J)		
2/22/2022	0.35 (J)	0.52	0.92	0.43 (J)	0.42 (J)
8/2/2022	0.36 (J)	0.7	0.42 (J)	0.44 (J)	0.51
2/6/2023	0.53				
2/7/2023		0.58	1.9	0.45 (J)	0.38 (J)

# Time Series

Constituent: Calcium (mg/L) Analysis Run 3/7/2023 10:24 AM  
 Plant McIntosh Client: Southern Company Data: McIntosh LF4 CCR

	GWA-3 (bg)	GWA-4A (bg)	GWA-5 (bg)	GWC-1	GWC-10
4/19/2016	1.13				
4/20/2016		1.12	4.39	3.22	
4/21/2016					13.9
6/14/2016	1	1.1	2.4		
6/15/2016				3	
6/16/2016					18.9
8/9/2016	0.71		2		
8/10/2016				2.1	13
8/11/2016		1.9			
9/27/2016	0.77	3.4	2.9	2.3	14
11/14/2016	0.75	3.1			
11/15/2016			2.5	2.4	13
1/10/2017	0.73	1.5			
1/11/2017			2.5		
1/12/2017				2.5	14
2/28/2017	0.76	1.1	2.7		
3/1/2017				2.7	15
4/19/2017	0.69				
4/20/2017		0.98	2.8	2.6	
4/24/2017					14
10/10/2017		0.8			
10/11/2017	0.73		3.3	2.4	
10/12/2017					16
12/12/2017					23
1/10/2018	0.88	0.82	3.3		
1/11/2018				2.4	15
7/11/2018	0.81	1	3		
7/12/2018				1.8	27
1/29/2019	0.85	0.83	3.3		
1/30/2019				2.5	26
3/26/2019		0.53	2.8		
3/27/2019	0.73			2.4	22
9/10/2019		0.64	2.3		
9/11/2019	0.76			1.4	26
3/31/2020		0.8	2.9		
4/1/2020	0.72			1.9	21
9/15/2020	0.84		2.2	1.3	27
9/16/2020		0.43 (J)			
3/16/2021	0.75			1.6	18
3/17/2021		0.33 (J)	2.4		
8/17/2021	0.81				
8/18/2021				1.1	23
8/19/2021		0.3 (J)	2.4		
2/22/2022	0.72		2.3		
2/23/2022		0.35 (J)		1.4	22
8/2/2022	0.7		2.5		
8/3/2022		1.1		2.6	21
2/7/2023	0.66	0.46 (J)	2.1	1	
2/8/2023					22

# Time Series

Constituent: Calcium (mg/L) Analysis Run 3/7/2023 10:24 AM  
Plant McIntosh Client: Southern Company Data: McIntosh LF4 CCR

	GWC-11	GWC-12	GWC-17 (bg)	GWC-18 (bg)	GWC-19
4/19/2016				26	10.3
4/20/2016	8.94	0.69	2.48		
6/15/2016	10.6	0.69	2.2		
6/16/2016				33.2	10.4
8/9/2016			1.8		
8/10/2016	7.6	0.45			6.7
8/11/2016				18	
9/27/2016	8.7	0.61	1.9		
9/28/2016				17	6.9
11/15/2016	8.4	0.61	2.1		7.5
11/16/2016				17	
1/11/2017			2	15	
1/12/2017	8.1	0.6			
1/16/2017					8
3/1/2017	8.9	0.61	2.1	16	8.5
4/20/2017		0.65	2		
4/24/2017	8.8				
4/25/2017				17	8.2
10/11/2017	10		2.1		
10/12/2017		0.76		14	9.5
12/12/2017					9.1
12/13/2017	11			12	
1/11/2018	9.3	0.78	2.1		
1/12/2018				15	9.5
7/11/2018			2.1	12	10
7/12/2018	13	0.67			
1/29/2019			2.2		9.2
1/30/2019	11	0.68 (J)		14	
3/27/2019	13	0.62	2	11	9.2
9/11/2019	9.3	0.62	2	13	8.2
4/1/2020		0.7	2.1	11	8.7
4/2/2020	8.5				
9/15/2020	13		2	10	
9/16/2020		0.64			7.6
3/16/2021		0.62	2		7
3/17/2021	14			9.1	
8/18/2021	10	0.75			
8/19/2021			2.2	9.3	6.9
2/22/2022			2		
2/23/2022	8.1	0.64		9.1	6.3
8/2/2022	9.6		2	11	
8/3/2022		0.82			6.5
2/7/2023		0.73		15	
2/8/2023	9.6		2.4		6.4

# Time Series

Constituent: Calcium (mg/L) Analysis Run 3/7/2023 10:24 AM  
Plant McIntosh Client: Southern Company Data: McIntosh LF4 CCR

	GWC-20	GWC-21	GWC-23	GWC-9
4/19/2016				0.431 (J)
4/21/2016	2.29	2.78		
6/15/2016				0.27 (J)
6/16/2016	2.4	2.9	15.6	
8/10/2016	1.4	0.99	10	0.13 (J)
9/27/2016	1.4	1.3		0.21 (J)
9/28/2016			8.5	
11/15/2016	1.3	1.1		0.27
11/16/2016			8.4	
1/12/2017		0.93		
1/13/2017	1.3			0.41
1/17/2017			3	
3/1/2017	1.4	1		0.25
3/2/2017			3.3	
4/24/2017		1.1		0.34
4/25/2017	1.4		2.5	
7/13/2017			2.1	
10/12/2017	1.7	1.1	1.5	0.21 (J)
1/11/2018		1		
1/12/2018	1.7		1.4	0.4
7/11/2018	1.7	1.1		
7/12/2018			1.2	0.49
1/29/2019	1.8			
1/30/2019		1 (J)	1.1 (J)	0.38 (J)
3/27/2019	1.5	1.1	1.4	0.28
9/11/2019	1.5	1	1.4	0.44 (J)
4/1/2020	1.8	1.1	1.4	0.2 (J)
9/15/2020	1.5	1.1	1.3	
9/16/2020				0.45 (J)
3/16/2021	1.4			
3/17/2021		1.1	0.99	0.51
8/19/2021	1.3	1.2	1.1	0.67
2/22/2022	1.3			
2/23/2022		1.1	0.92	1
8/3/2022	1.4			2.8
8/4/2022		1.1	0.51	
2/8/2023	1.4	1	1.2	2.9

# Time Series

Constituent: Chloride (mg/L) Analysis Run 3/7/2023 10:24 AM  
Plant McIntosh Client: Southern Company Data: McIntosh LF4 CCR

	GWA-13 (bg)	GWA-14 (bg)	GWA-15 (bg)	GWA-16 (bg)	GWA-2 (bg)
4/19/2016					5.01
4/20/2016	3.49	4.55		3.92	
4/21/2016			3.99		
6/14/2016	3.4	4.3			5
6/15/2016			3.5	3.8	
8/9/2016	3.7	4.5	4	4	5.1
9/26/2016					5.1
9/27/2016	3.8	4.4	3.9	3.9	
11/15/2016	3.8	4.5	4	4	5.2
1/10/2017					4.9
1/11/2017		4.3	3.8	3.7	
1/12/2017	3.5				
2/28/2017	3.6	4	3.5		4.7
3/1/2017				3.5	
4/19/2017					4.4
4/20/2017	3.4	4	3.3	3.6	
10/10/2017					4.7
10/11/2017	3.4	4	3.5	3.5	
1/10/2018	3.4				4.6
1/11/2018		3.9	3.4	3.4	
7/11/2018	3.4	4.2	3.8	3.7	5
1/29/2019	3.6	4	3.7	3.8	5
3/26/2019	3.5	4.1	3.8	3.6	
3/27/2019					4.5
9/10/2019	3.3	4		3.7	
9/11/2019			3.7		4.8
3/31/2020	3.7				
4/1/2020		4.2	3.8	3.8	4.9
9/15/2020	3.5	4.3	3.6	3.7	4.9
3/16/2021	4	4.1		4.1	4.9
3/17/2021			4		
8/17/2021		4.3		4	5.4
8/18/2021	4.1				
8/19/2021			4.3		
2/22/2022	3.8	4	3.7	3.7	4.6
8/2/2022	3.7	4.3	3.7	3.9	4.7
2/6/2023	3.3				
2/7/2023		4	3.6	3.7	4.2

# Time Series

Constituent: Chloride (mg/L) Analysis Run 3/7/2023 10:24 AM  
Plant McIntosh Client: Southern Company Data: McIntosh LF4 CCR

	GWA-3 (bg)	GWA-4A (bg)	GWA-5 (bg)	GWC-1	GWC-10
4/19/2016	9.4				
4/20/2016		2.93	3.69	6.68	
4/21/2016					6.41
6/14/2016	8.3	2.9	3.5		
6/15/2016				7	
6/16/2016					6
8/9/2016	8.6		3.7		
8/10/2016				7	6.8
8/11/2016		3.6			
9/27/2016	6.3	3.4	3.6	6.4	6.1
11/14/2016	6.1	4.2			
11/15/2016			3.7	6.6	6.7
1/10/2017	6.1	3.6			
1/11/2017			3.5		
1/12/2017				7.3	6.5
2/28/2017	6.2	3.3	3.3		
3/1/2017				7.5	6.3
4/19/2017	5				
4/20/2017		3.5	3.3	6.8	
4/24/2017					6.1
10/10/2017		3.9			
10/11/2017	4.1		3.2	7	
10/12/2017					6
1/10/2018	4.2	3.3	3.2		
1/11/2018				7.5	5.9
7/11/2018	4.3	3.2	3.5		
7/12/2018				7	5.1
1/29/2019	4	3.4	3.6		
1/30/2019				6.8	5.6
3/26/2019		3.7	3.6		
3/27/2019	3.5			6.8	5.3
9/10/2019		3.6	3.5		
9/11/2019	3.5			6	5.4
3/31/2020		4.9	4.1		
4/1/2020	3.7			5.9	6.9
9/15/2020	3.4		18 (o)	6.1	6.2
9/16/2020		3.5			
3/16/2021	3.6			5.8	7.2
3/17/2021		4.5	4.2		
8/17/2021	3.5				
8/18/2021				5.3	6.8
8/19/2021		3.5	4.3		
2/22/2022	3.4		3.8		
2/23/2022		3.7		5.6	6.8
8/2/2022	3.5		4		
8/3/2022		3.4		5.5	6.4
2/7/2023	3.1	3.2	3.8	4.5	
2/8/2023					5.6

# Time Series

Constituent: Chloride (mg/L) Analysis Run 3/7/2023 10:24 AM  
Plant McIntosh Client: Southern Company Data: McIntosh LF4 CCR

	GWC-11	GWC-12	GWC-17 (bg)	GWC-18 (bg)	GWC-19
4/19/2016				5.03	6.1
4/20/2016	4.9	3.61	4.25		
6/15/2016	4.6	3.3	4.1		
6/16/2016				4.7	5.7
8/9/2016			4.5		
8/10/2016	5.1	3.8			6.2
8/11/2016				5.3	
9/27/2016	4.9	3.7	4.4		
9/28/2016				5.1	6.9
11/15/2016	5	3.9	4.5		7.8
11/16/2016				5.2	
1/11/2017			4.2	5	
1/12/2017	4.7	3.6			
1/16/2017					8.6
3/1/2017	4.4	3.4	3.9	4.6	8.3
4/20/2017		3.5	4		
4/24/2017	4.4				
4/25/2017				4.6	8.4
10/11/2017	4.5		4.1		
10/12/2017		3.5		4.6	8.7
1/11/2018	4.3	3.4	4.1		
1/12/2018				4.5	9
7/11/2018			4.4	4.9	9.1
7/12/2018	4.3	3.7			
1/29/2019			4.5		8.2
1/30/2019	4.6	3.7		4.8	
3/27/2019	4	3.3	4.1	4.3	7.5
9/11/2019	4.4	3.5	4.3	4.5	7.7
4/1/2020		3.7	4.6	4.7	7.3
4/2/2020	4.6				
9/15/2020	4.1		4.3	4.4	
9/16/2020		3.5			6.5
3/16/2021		3.8	4.9		6.5
3/17/2021	4.6			4.7	
8/18/2021	5.2	3.9			
8/19/2021			4.8	5.1	6.7
2/22/2022			4.5		
2/23/2022	4.8	4.1		5	5.8
8/2/2022	4.6		4.7	4.6	
8/3/2022		3.9			5.9
2/7/2023		3.5		4.3	
2/8/2023	4.3		4.5		5.2

# Time Series

Constituent: Chloride (mg/L) Analysis Run 3/7/2023 10:24 AM  
Plant McIntosh Client: Southern Company Data: McIntosh LF4 CCR

	GWC-20	GWC-21	GWC-23	GWC-9
4/19/2016				14.4
4/21/2016	11.6	6.08		
6/15/2016				12
6/16/2016	10	5.8	5.1	
8/10/2016	10	6.5	4.4	13
9/27/2016	8.9	6.4		12
9/28/2016			4	
11/15/2016	8.5	6.4		11
11/16/2016			4.1	
1/12/2017		6.3		
1/13/2017	8.3			11
1/17/2017			4.3	
3/1/2017	7.9	5.9		11
3/2/2017			4	
4/24/2017		5.9		9.3
4/25/2017	8.2		4.1	
7/13/2017			4.2	
10/12/2017	9.1	6.1	4.3	9.8
12/12/2017				10
1/11/2018		5.8		
1/12/2018	9		4.3	9
7/11/2018	9.9	6.4		
7/12/2018			4.9	9.4
9/13/2018	8.9			9.1
1/29/2019	8.8			
1/30/2019		6.7	7.4	9.1
3/27/2019	8.9	6.3	4.2	10
6/17/2019				9.4
9/11/2019	8.7	6.7	4.6	9.3
4/1/2020	8.6	6.5	4.9	9.7
9/15/2020	8.7	6.5	5	
9/16/2020				8.6
3/16/2021	8			
3/17/2021		6.7	5.5	9.5
8/19/2021	8.8	6.7	6	7.9
2/22/2022	7.7			
2/23/2022		7.3	5.2	9.9
8/3/2022	7.3			8.6
8/4/2022		6.7	5.5	
2/8/2023	6.8	5.9	4.9	7.4



# Time Series

Constituent: Chromium (mg/L) Analysis Run 3/7/2023 10:24 AM  
 Plant McIntosh Client: Southern Company Data: McIntosh LF4 CCR

	GWA-13 (bg)	GWA-14 (bg)	GWA-15 (bg)	GWA-16 (bg)	GWA-2 (bg)
8/25/2004					<0.0025
9/11/2004					<0.0025
9/26/2004					<0.0025
10/13/2004					<0.0025
7/11/2005					<0.0025
12/7/2005					<0.0025
6/22/2006					0.0024
11/28/2006					0.0019
7/6/2007					0.0021
12/13/2007					0.0021
6/20/2008					0.0017
12/7/2008					0.0018
7/9/2009					0.0015
12/28/2009					0.002
6/22/2010					0.0017
1/4/2011					0.002
7/9/2011					0.0027
1/21/2012					<0.0025
7/11/2012					0.0061 (O)
1/20/2013					0.002
7/19/2013					0.0021
1/15/2014					0.0029
7/11/2014					0.002
1/16/2015					0.0026
6/20/2015					0.002
12/7/2015	<0.002	<0.002	<0.002	<0.002	
12/14/2015				<0.002	
12/15/2015	<0.002	<0.002	<0.002		
12/28/2015			<0.002	<0.002	
12/29/2015	<0.002	<0.002			
1/16/2016					0.0015
1/25/2016	<0.002	<0.002	<0.002	<0.002	
4/19/2016					<0.0025
4/20/2016	<0.01 (o)	<0.002		<0.002	
4/21/2016			<0.002		
6/14/2016	0.0094 (J)	0.00086 (J)			0.0017 (J)
6/15/2016			0.0008 (J)	0.00072 (J)	
8/9/2016	<0.002	<0.002	<0.002	<0.002	0.0014 (J)
9/26/2016					0.0016 (J)
9/27/2016	<0.002	<0.002	<0.002	<0.002	
11/15/2016	<0.002	<0.002	<0.002	0.0011 (J)	0.0015 (J)
1/10/2017					0.0015 (J)
1/11/2017		<0.002	<0.002	0.0012 (J)	
1/12/2017	<0.002				
2/28/2017	0.0049	0.0047	0.0051		0.0044
3/1/2017				0.0052	
4/19/2017					0.0011 (J)
4/20/2017	0.0011 (J)	<0.002	0.0012 (J)	0.0013 (J)	
7/17/2017					0.0011 (J)
7/18/2017	<0.002				
7/19/2017		<0.002	0.0013 (J)	0.0015 (J)	
1/10/2018	<0.002				0.0014 (J)

# Time Series

Constituent: Chromium (mg/L) Analysis Run 3/7/2023 10:24 AM  
Plant McIntosh Client: Southern Company Data: McIntosh LF4 CCR

	GWA-13 (bg)	GWA-14 (bg)	GWA-15 (bg)	GWA-16 (bg)	GWA-2 (bg)
1/11/2018		<0.002	0.0011 (J)	0.0013 (J)	
7/11/2018	<0.002	<0.002	<0.002	0.0012 (J)	0.0011 (J)
1/29/2019	0.0037 (J)	<0.002	<0.002	<0.002	<0.0025
3/26/2019	0.0014	<0.002	0.0016	0.0015	
3/27/2019					0.0016
9/10/2019	0.0052	0.004		0.004	
9/11/2019			0.0038		0.004
3/31/2020	0.0019 (J)				
4/1/2020		<0.002	0.0015 (J)	0.024	0.0017 (J)
9/15/2020	<0.002	<0.002	<0.002	0.0015 (J)	0.0015 (J)
3/16/2021	<0.002	<0.002		0.0017 (J)	0.0015 (J)
3/17/2021			<0.002		
8/17/2021		<0.002		0.0019 (J)	0.0016 (J)
8/18/2021	<0.002				
8/19/2021			<0.002		
2/22/2022	<0.002	<0.002	<0.002	0.0015 (J)	0.0018 (J)
8/2/2022	<0.002	<0.002	<0.002	<0.002	0.0015 (J)
2/6/2023	0.0025				
2/7/2023		0.0021	0.0021	0.0025	0.0028

# Time Series

Constituent: Chromium (mg/L) Analysis Run 3/7/2023 10:24 AM  
 Plant McIntosh Client: Southern Company Data: McIntosh LF4 CCR

	GWA-3 (bg)	GWA-4A (bg)	GWA-5 (bg)	GWC-1	GWC-10
8/25/2004	<0.002	0.0022	0.22 (O)	<0.002	<0.0013
9/11/2004	0.0024	<0.002	<0.002	<0.002	0.0027
9/26/2004	<0.002	<0.002	<0.002	<0.002	<0.0013
10/13/2004	<0.002	<0.002	<0.002		<0.0013
7/11/2005	<0.002	<0.002	0.0023	<0.002	0.0036
12/7/2005	<0.002	<0.002	<0.002	0.0021	0.0042
6/22/2006	0.0021	<0.002	<0.002	0.002	0.0045
11/28/2006	0.0023	<0.002	<0.002	0.0024	0.0017
7/6/2007	0.0049	<0.002	<0.002	0.0034	<0.0013
12/13/2007	0.0013	<0.002	<0.002	0.0029	<0.0013
6/20/2008	0.0025	<0.002	<0.002	0.002	<0.0013
12/7/2008	0.0034	<0.002	<0.002	0.072 (O)	<0.0013
2/6/2009				0.0035	
7/9/2009	<0.002	<0.002	<0.002	0.0017	
7/10/2009					0.0021
12/28/2009	0.0021			<0.002	
12/29/2009			0.004		0.0023
12/30/2009		0.0078			
6/22/2010	0.0018	<0.002	<0.002	<0.002	0.0051
1/4/2011		0.0037	0.0027	0.0023	0.0026
1/5/2011	0.077 (O)				
7/9/2011	0.004		<0.002	0.005	
7/10/2011		<0.002			<0.0013
1/20/2012	<0.002				
1/21/2012		<0.002	<0.002	<0.002	<0.0013
7/11/2012	<0.002	0.0096	0.0038	0.0023	0.0018
1/19/2013	0.0013		0.002		
1/20/2013		0.0052		0.003	0.0014
7/18/2013	0.0022		0.0023		
7/19/2013		0.002		<0.002	0.0032
1/15/2014	0.0019		0.0012 (J)	0.002	
1/16/2014		0.0061			0.0058
7/10/2014		<0.002	0.0012 (J)		0.0034
7/11/2014	0.0014			0.0012 (J)	
1/15/2015	0.0011 (J)		<0.002		
1/16/2015		0.002		0.0011 (J)	0.0024
6/19/2015	0.0012 (J)		0.0037		
6/20/2015		0.0011 (J)		0.0028	0.0072
1/14/2016		0.0011 (J)	<0.002		
1/16/2016	0.0014			0.0013	0.0076
4/19/2016	<0.002				
4/20/2016		<0.002	<0.002	<0.002	
4/21/2016					0.00617 (J)
6/14/2016	0.00085 (J)	0.0013 (J)	0.0011 (J)		
6/15/2016				0.0011 (J)	
6/16/2016					0.007 (J)
8/9/2016	<0.002		<0.002		
8/10/2016				0.0015 (J)	0.0056
8/11/2016		<0.002			
9/27/2016	<0.002	<0.002	<0.002	0.0018 (J)	0.0057
11/14/2016	0.0011 (J)	<0.002			
11/15/2016			<0.002	0.0019 (J)	0.0062

# Time Series

Constituent: Chromium (mg/L) Analysis Run 3/7/2023 10:24 AM  
 Plant McIntosh Client: Southern Company Data: McIntosh LF4 CCR

	GWA-3 (bg)	GWA-4A (bg)	GWA-5 (bg)	GWC-1	GWC-10
1/10/2017	0.0012 (J)	<0.002			
1/11/2017			<0.002		
1/12/2017				0.0012 (J)	0.0061
1/19/2017			0.002 (J)		
1/23/2017				<0.002	
1/24/2017			<0.002		
2/28/2017	0.004	0.0048	0.0054		
3/1/2017				0.0049	0.01
4/19/2017	0.0011 (J)				
4/20/2017		<0.002	0.0013 (J)	<0.002	
4/24/2017					0.0053
7/18/2017	<0.002	<0.002	<0.002		
7/19/2017				0.0017 (J)	
7/24/2017					0.0055
1/10/2018	0.0012 (J)	<0.002	<0.002		
1/11/2018				<0.002	0.0055
7/11/2018	0.0011 (J)	<0.002	<0.002		
7/12/2018				<0.002	0.0017 (J)
1/29/2019	<0.002	<0.002	<0.002		
1/30/2019				<0.002	0.0071 (J)
3/26/2019		<0.002	<0.002		
3/27/2019	0.0014			<0.002	0.0035
9/10/2019		0.0031	0.0041		
9/11/2019	0.0034			0.0035	0.004
3/31/2020		<0.002	<0.002		
4/1/2020	<0.002			<0.002	0.0084
9/15/2020	<0.002		<0.002	<0.002	0.0018 (J)
9/16/2020		<0.002			
3/16/2021	0.0015 (J)			<0.002	0.0054
3/17/2021		<0.002	<0.002		
8/17/2021	0.0015 (J)				
8/18/2021				0.0018 (J)	0.0026
8/19/2021		<0.002	<0.002		
2/22/2022	<0.002		<0.002		
2/23/2022		<0.002		<0.002	0.0031
8/2/2022	<0.002		<0.002		
8/3/2022		<0.002		0.0015 (J)	0.0031
2/7/2023	0.0019 (J)	<0.002	0.002	0.0024	
2/8/2023					0.0038

# Time Series

Constituent: Chromium (mg/L) Analysis Run 3/7/2023 10:24 AM  
 Plant McIntosh Client: Southern Company Data: McIntosh LF4 CCR

	GWC-11	GWC-12	GWC-17 (bg)	GWC-18 (bg)	GWC-19
8/25/2004	0.0033	<0.01			
9/11/2004	0.0038	<0.01			
9/26/2004	0.0031	<0.01			
10/13/2004	<0.005	<0.01			
7/11/2005	0.0039	<0.01			
12/7/2005	0.0053	<0.01			
6/22/2006	0.0069	0.002			
11/28/2006	0.0056	0.0015			
7/6/2007	0.0063	0.0021			
12/13/2007	0.0058	0.0025			
6/20/2008	0.013	0.0017			
12/7/2008	0.0048	0.0016			
7/10/2009	0.0086	0.0017			
12/28/2009		0.0018			
12/29/2009	0.0077				
6/22/2010	0.0046	0.0018			
1/4/2011		0.0039			
1/5/2011	0.0053				
7/9/2011	0.007	0.0041			
1/20/2012		<0.01			
1/21/2012	0.0073				
7/11/2012	0.01	0.0052			
1/19/2013	0.0058	0.0025			
7/18/2013		0.0035			
7/19/2013	0.005				
1/15/2014	0.0081	0.0082			
7/11/2014	0.0087	0.0048			
1/15/2015		0.0022			
1/16/2015	0.0061				
6/19/2015		0.0024			
6/20/2015	0.005				
12/8/2015			<0.01	0.0012 (J)	0.0026
12/14/2015			<0.01	0.0018	
12/15/2015					0.0017
12/28/2015			<0.01	0.0017	0.0016
1/14/2016	0.0045				
1/16/2016		0.002			
1/26/2016			<0.01	0.0013	0.0016
4/19/2016				0.00277 (J)	0.002
4/20/2016	0.00856 (J)	<0.01	<0.01		
6/15/2016	0.0061 (J)	0.0016 (J)	0.0018 (J)		
6/16/2016				0.0021 (J)	0.0016 (J)
8/9/2016			0.002 (J)		
8/10/2016	0.0052	0.0016 (J)			0.0016 (J)
8/11/2016				0.0023 (J)	
9/27/2016	0.0051	0.0019 (J)	0.0021 (J)		
9/28/2016				0.0022 (J)	<0.0025
11/15/2016	0.005	0.0017 (J)	0.002 (J)		<0.0025
11/16/2016				0.0019 (J)	
1/11/2017			0.0025	0.0025	
1/12/2017	0.0051	0.0017 (J)			
1/16/2017					0.0013 (J)

# Time Series

Constituent: Chromium (mg/L) Analysis Run 3/7/2023 10:24 AM  
 Plant McIntosh Client: Southern Company Data: McIntosh LF4 CCR

	GWC-11	GWC-12	GWC-17 (bg)	GWC-18 (bg)	GWC-19
3/1/2017	0.0088	0.0055	0.0067	0.0065	0.0056
4/20/2017		0.0016 (J)	0.0024 (J)		
4/24/2017	0.0049				
4/25/2017				0.0026	0.0019 (J)
7/19/2017			0.0025		
7/20/2017		0.0017 (J)			
7/24/2017	0.0049				
7/25/2017				0.0023 (J)	0.0013 (J)
1/11/2018	0.0044	0.0016 (J)	0.0026		
1/12/2018				0.002 (J)	0.0017 (J)
7/11/2018			0.0025	0.0022 (J)	0.0011 (J)
7/12/2018	0.0023 (J)	0.0015 (J)			
1/29/2019			0.0041 (J)		<0.0025
1/30/2019	0.006 (J)	0.0039 (J)		0.0049 (J)	
3/27/2019	0.0031	0.0019	0.0028	0.0025	0.0014
9/11/2019	0.0071	0.0036	0.0059	0.0049	0.0043
4/1/2020		0.0019 (J)	0.0032	0.0025	0.0018 (J)
4/2/2020	0.0055				
9/15/2020	0.0028		0.0027	0.0025	
9/16/2020		0.0016 (J)			0.0015 (J)
3/16/2021		0.0019 (J)	0.0031		0.0017 (J)
3/17/2021	0.0031			0.0027	
8/18/2021	0.004	0.0037			
8/19/2021			0.0027	0.0025	0.0015 (J)
2/22/2022			0.003		
2/23/2022	0.005	0.0016 (J)		0.0025	0.0016 (J)
8/2/2022	0.0046		0.0033	0.0025	
8/3/2022		0.0019 (J)			0.0017 (J)
2/7/2023		0.002		0.0043	
2/8/2023	0.0059		0.0044		0.0026

# Time Series

Constituent: Chromium (mg/L) Analysis Run 3/7/2023 10:24 AM  
 Plant McIntosh Client: Southern Company Data: McIntosh LF4 CCR

	GWC-20	GWC-21	GWC-23	GWC-9
8/25/2004				<0.002
9/11/2004				<0.002
9/26/2004				<0.002
10/13/2004				<0.002
7/11/2005				<0.002
12/7/2005				<0.002
6/22/2006				<0.002
11/28/2006				<0.002
7/6/2007				0.0017
12/13/2007				0.0021
6/20/2008				0.0021
12/7/2008				0.0018
7/9/2009				0.0024
12/29/2009				0.0021
6/22/2010				<0.002
1/5/2011				0.0034
7/9/2011				0.0018
1/21/2012				<0.002
7/11/2012				0.0038
1/19/2013				0.0065 (o)
7/18/2013				0.0029
1/15/2014				<0.002
7/10/2014				<0.002
1/16/2015				<0.002
6/20/2015				<0.002
12/9/2015	<0.002	<0.002		
12/14/2015	<0.002	<0.002		
12/29/2015	<0.002	<0.002		
1/14/2016				<0.002
1/25/2016	<0.002	<0.002		
4/19/2016				<0.002
4/21/2016	<0.002	<0.002		
6/15/2016				0.00021
6/16/2016	0.0008 (J)	0.00031 (J)	0.00023 (J)	
8/10/2016	<0.002	<0.002	<0.0025	<0.002
9/27/2016	<0.002	0.35 (o)		<0.002
9/28/2016			<0.0025	
11/15/2016	<0.002	<0.002		<0.002
11/16/2016			<0.0025	
1/12/2017		<0.002		
1/13/2017	<0.002			0.0012 (J)
1/17/2017			<0.0025	
3/1/2017	0.005	0.0044		0.0043
3/2/2017			0.0017 (J)	
4/24/2017		<0.002		<0.002
4/25/2017	<0.002		<0.0025	
7/13/2017			<0.0025	
7/24/2017				<0.002
7/25/2017	<0.002	<0.002	<0.0025	
1/11/2018		<0.002		
1/12/2018	<0.002		<0.0025	<0.002
7/11/2018	<0.002	<0.002		

# Time Series

Constituent: Chromium (mg/L) Analysis Run 3/7/2023 10:24 AM  
Plant McIntosh Client: Southern Company Data: McIntosh LF4 CCR

---

	GWC-20	GWC-21	GWC-23	GWC-9
7/12/2018			<0.0025	<0.002
1/29/2019	<0.002			
1/30/2019		<0.002	<0.0025	<0.002
3/27/2019	<0.002	<0.002	<0.0025	<0.002
9/11/2019	0.0034	0.0025	0.004	0.0025
4/1/2020	<0.002	<0.002	0.0022	<0.002
9/15/2020	<0.002	<0.002	0.0023	
9/16/2020				<0.002
3/16/2021	<0.002			
3/17/2021		<0.002	0.0027	<0.002
8/19/2021	0.0018 (J)	<0.002	0.0023	<0.002
2/22/2022	<0.002			
2/23/2022		<0.002	0.0028	<0.002
8/3/2022	<0.002			<0.002
8/4/2022		<0.002	0.0029	
2/8/2023	0.002	<0.002	0.0033	0.0013 (J)



# Time Series

Constituent: Cobalt (mg/L) Analysis Run 3/7/2023 10:24 AM  
 Plant McIntosh Client: Southern Company Data: McIntosh LF4 CCR

	GWA-13 (bg)	GWA-14 (bg)	GWA-15 (bg)	GWA-16 (bg)	GWA-2 (bg)
8/25/2004					<0.01
9/11/2004					<0.01
9/26/2004					<0.01
10/13/2004					<0.01
7/11/2005					<0.01
12/7/2005					<0.01
6/22/2006					<0.01
11/28/2006					<0.01
7/6/2007					<0.01
12/13/2007					<0.01
6/20/2008					<0.01
12/7/2008					<0.01
7/9/2009					<0.01
12/28/2009					<0.01
6/22/2010					<0.01
1/4/2011					<0.01
7/9/2011					<0.01
1/21/2012					<0.01
7/11/2012					0.0017
1/20/2013					<0.01
7/19/2013					<0.01
1/15/2014					0.0011 (J)
7/11/2014					0.0012 (J)
1/16/2015					0.00083 (J)
6/20/2015					0.0013
12/7/2015	0.0012 (J)	0.001 (J)	0.0011 (J)	0.0012 (J)	
12/14/2015				0.001 (J)	
12/15/2015	0.00099 (J)	0.00078 (J)	0.0011 (J)		
12/28/2015			0.0016	0.0012 (J)	
12/29/2015	0.0012 (J)	0.00094 (J)			
1/13/2016	0.0012 (J)	0.001 (J)	0.0016	0.001 (J)	
1/16/2016					0.0012 (J)
1/25/2016	0.00095 (J)	0.00085 (J)	0.0014	0.00089 (J)	
4/19/2016					<0.01
4/20/2016	<0.0025	<0.0025		<0.0025	
4/21/2016			<0.0025		
6/14/2016	0.00072 (J)	0.00048 (J)			0.001 (J)
6/15/2016			0.00047 (J)	0.00063 (J)	
8/9/2016	0.00041 (J)	0.00045 (J)	<0.0025	0.00055 (J)	0.0012 (J)
9/26/2016					0.0012 (J)
9/27/2016	0.00058 (J)	0.00046 (J)	0.00045 (J)	0.00059 (J)	
11/15/2016	0.00048 (J)	<0.0025	0.00048 (J)	0.0005 (J)	0.0013 (J)
1/10/2017					0.0011 (J)
1/11/2017		<0.0025	0.00046 (J)	0.00044 (J)	
1/12/2017	0.0014 (J)				
2/28/2017	0.00075 (J)	0.00051 (J)	0.00061 (J)		0.0014 (J)
3/1/2017				0.00066 (J)	
4/19/2017					0.0012 (J)
4/20/2017	0.0005 (J)	<0.0025	0.00042 (J)	0.00045 (J)	
7/17/2017					0.0013 (J)
7/18/2017	0.00051 (J)				
7/19/2017		<0.0025	0.00041 (J)	0.00047 (J)	

# Time Series

Constituent: Cobalt (mg/L) Analysis Run 3/7/2023 10:24 AM  
Plant McIntosh Client: Southern Company Data: McIntosh LF4 CCR

	GWA-13 (bg)	GWA-14 (bg)	GWA-15 (bg)	GWA-16 (bg)	GWA-2 (bg)
1/10/2018	0.00049 (J)				0.0013 (J)
1/11/2018		<0.0025	0.00044 (J)	0.00043 (J)	
7/11/2018	<0.0025	<0.0025	0.0004 (J)	0.00043 (J)	0.0013 (J)
1/29/2019	0.00043 (J)	0.00029 (J)	0.00037 (J)	0.00044 (J)	0.001 (J)
3/26/2019	<0.0025	<0.0025	<0.0025	<0.0025	
3/27/2019					0.0011
9/10/2019	0.00064	0.00042 (J)		0.0005	
9/11/2019			0.00044 (J)		0.0015
3/31/2020	0.00034 (J)				
4/1/2020		0.00033 (J)	0.00036 (J)	0.00036 (J)	0.0013 (J)
9/15/2020	<0.0025	<0.0025	<0.0025	<0.0025	0.00099 (J)
3/16/2021	0.0005 (J)	0.00035 (J)		0.00047 (J)	0.0013 (J)
3/17/2021			0.0004 (J)		
8/17/2021		0.00048 (J)		0.00043 (J)	0.0015 (J)
8/18/2021	0.00058 (J)				
8/19/2021			0.0004 (J)		
2/22/2022	0.00052 (J)	0.00042 (J)	0.00051 (J)	0.00048 (J)	0.0015 (J)
8/2/2022	0.00044 (J)	0.00038 (J)	0.00042 (J)	0.00049 (J)	0.0013 (J)
2/6/2023	0.00049 (J)				
2/7/2023		0.00043 (J)	0.0004 (J)	0.00047 (J)	0.0012 (J)

# Time Series

Constituent: Cobalt (mg/L) Analysis Run 3/7/2023 10:24 AM  
 Plant McIntosh Client: Southern Company Data: McIntosh LF4 CCR

	GWA-3 (bg)	GWA-4A (bg)	GWA-5 (bg)	GWC-1	GWC-10
8/25/2004	<0.0025	<0.0025	<0.01	<0.0025	<0.0025
9/11/2004	<0.0025	<0.0025	<0.01	<0.0025	<0.0025
9/26/2004	<0.0025	<0.0025	<0.01	<0.0025	<0.0025
10/13/2004	<0.0025	<0.0025	<0.01		<0.0025
7/11/2005	<0.0025	<0.0025	<0.01	<0.0025	<0.0025
12/7/2005	<0.0025	<0.0025	<0.01	<0.0025	<0.0025
6/22/2006	<0.0025	<0.0025	<0.01	<0.0025	<0.0025
11/28/2006	<0.0025	<0.0025	<0.01	<0.0025	<0.0025
7/6/2007	<0.0025	<0.0025	<0.01	<0.0025	<0.0025
12/13/2007	<0.0025	<0.0025	<0.01	<0.0025	<0.0025
6/20/2008	<0.0025	<0.0025	<0.01	<0.0025	<0.0025
12/7/2008	<0.0025	<0.0025	<0.01	<0.0025	<0.0025
7/9/2009	<0.0025	<0.0025	<0.01	<0.0025	
7/10/2009					<0.0025
12/28/2009	<0.0025			<0.0025	
12/29/2009			0.011		<0.0025
12/30/2009		0.013			
6/22/2010	<0.0025	<0.0025	<0.01	<0.0025	<0.0025
1/4/2011		<0.0025	<0.01	<0.0025	<0.0025
1/5/2011	0.0066 (o)				
7/9/2011	<0.0025		<0.01	<0.0025	
7/10/2011		<0.0025			<0.0025
1/20/2012	<0.0025				
1/21/2012		0.0061	<0.01	<0.0025	<0.0025
7/11/2012	<0.0025	0.01	0.0072	0.0013	<0.0025
1/19/2013	<0.0025		<0.01		
1/20/2013		0.0033		0.0013	<0.0025
7/18/2013	<0.0025		<0.01		
7/19/2013		<0.0025		0.0015	<0.0025
1/15/2014	<0.0025		0.00075 (J)	0.0017	
1/16/2014		0.0027			<0.0025
7/10/2014		<0.0025	0.0007 (J)		<0.0025
7/11/2014	<0.0025			0.0018	
1/15/2015	<0.0025		0.0007 (J)		
1/16/2015		0.0077		0.0019	<0.0025
6/19/2015	<0.0025		0.0011 (J)		
6/20/2015		<0.0025		0.002	0.0006 (J)
1/14/2016		<0.0025	0.00064 (J)		
1/16/2016	<0.0025			0.0015	<0.0025
4/19/2016	<0.0025				
4/20/2016		<0.0025	<0.01	<0.0025	
4/21/2016					<0.0025
6/14/2016	0.00044 (J)	0.0004 (J)	0.0006 (J)		
6/15/2016				0.0015 (J)	
6/16/2016					1E-05 (J)
8/9/2016	0.00042 (J)		0.00062 (J)		
8/10/2016				0.0016 (J)	<0.0025
8/11/2016		0.0046			
9/27/2016	0.00042 (J)	0.001 (J)	0.00059 (J)	0.0016 (J)	<0.0025
11/14/2016	<0.0025	<0.0025			
11/15/2016			0.00064 (J)	0.0015 (J)	<0.0025
1/10/2017	<0.0025	0.00044 (J)			

# Time Series

Constituent: Cobalt (mg/L) Analysis Run 3/7/2023 10:24 AM  
 Plant McIntosh Client: Southern Company Data: McIntosh LF4 CCR

	GWA-3 (bg)	GWA-4A (bg)	GWA-5 (bg)	GWC-1	GWC-10
1/11/2017			0.00064 (J)		
1/12/2017				0.0016 (J)	<0.0025
1/19/2017			0.00046 (J)		
1/23/2017				<0.0025	
1/24/2017			0.009		
2/28/2017	0.00048 (J)	0.001 (J)	0.00078 (J)		
3/1/2017				0.0021 (J)	<0.0025
4/19/2017	<0.0025				
4/20/2017		0.00059 (J)	0.00065 (J)	0.0018 (J)	
4/24/2017					<0.0025
7/18/2017	<0.0025	0.00079 (J)	0.00069 (J)		
7/19/2017				0.0015 (J)	
7/24/2017					<0.0025
1/10/2018	<0.0025	0.0018 (J)	0.00068 (J)		
1/11/2018				0.0019 (J)	<0.0025
7/11/2018	<0.0025	0.0044	0.00071 (J)		
7/12/2018				0.0018 (J)	<0.0025
1/29/2019	0.00035 (J)	0.0033	0.00064 (J)		
1/30/2019				<0.0025	<0.0025
3/26/2019		0.0037	0.00064		
3/27/2019	<0.0025			0.0017	<0.0025
9/10/2019		0.0031	0.00074		
9/11/2019	0.00039 (J)			0.002	0.0001 (J)
3/31/2020		0.0038	0.00067 (J)		
4/1/2020	0.00024 (J)			0.0016 (J)	<0.0025
9/15/2020	<0.0025		0.0005 (J)	0.0014 (J)	<0.0025
9/16/2020		0.0014 (J)			
3/16/2021	0.00033 (J)			0.0017 (J)	<0.0025
3/17/2021		0.0014 (J)	0.00083 (J)		
8/17/2021	0.00039 (J)				
8/18/2021				0.0018 (J)	<0.0025
8/19/2021		0.0013 (J)	0.00079 (J)		
2/22/2022	0.00037 (J)		0.00076 (J)		
2/23/2022		0.0013 (J)		0.0017 (J)	<0.0025
8/2/2022	0.00031 (J)		0.00085 (J)		
8/3/2022		0.0017 (J)		0.00034 (J)	<0.0025
2/7/2023	0.00026 (J)	0.0013 (J)	0.00094 (J)	0.0016 (J)	
2/8/2023					<0.0025

# Time Series

Constituent: Cobalt (mg/L) Analysis Run 3/7/2023 10:24 AM  
 Plant McIntosh Client: Southern Company Data: McIntosh LF4 CCR

	GWC-11	GWC-12	GWC-17 (bg)	GWC-18 (bg)	GWC-19
8/25/2004	<0.0025	<0.0025			
9/11/2004	<0.0025	<0.0025			
9/26/2004	<0.0025	<0.0025			
10/13/2004	<0.0025	<0.0025			
7/11/2005	<0.0025	<0.0025			
12/7/2005	<0.0025	<0.0025			
6/22/2006	<0.0025	<0.0025			
11/28/2006	<0.0025	<0.0025			
7/6/2007	<0.0025	<0.0025			
12/13/2007	<0.0025	<0.0025			
6/20/2008	<0.0025	<0.0025			
12/7/2008	<0.0025	<0.0025			
7/10/2009	<0.0025	<0.0025			
12/28/2009		<0.0025			
12/29/2009	0.0071				
6/22/2010	<0.0025	<0.0025			
1/4/2011		<0.0025			
1/5/2011	<0.0025				
7/9/2011	0.0037	0.0039			
1/20/2012		<0.0025			
1/21/2012	0.0062				
7/11/2012	0.007	0.012 (o)			
1/19/2013	<0.0025	<0.0025			
7/18/2013		<0.0025			
7/19/2013	<0.0025				
1/15/2014	0.0028	0.005			
7/11/2014	<0.0025	0.00079 (J)			
1/15/2015		0.00069 (J)			
1/16/2015	0.0048				
6/19/2015		0.0007 (J)			
6/20/2015	<0.0025				
12/8/2015			0.0018	<0.0025	0.00084 (J)
12/14/2015			0.0016	<0.0025	
12/15/2015					0.00063 (J)
12/28/2015			0.0015	<0.0025	0.00071 (J)
1/13/2016			0.0013		
1/14/2016	<0.0025			<0.0025	<0.0025
1/16/2016		0.00061 (J)			
1/26/2016			0.0012 (J)	<0.0025	<0.0025
4/19/2016				<0.0025	<0.0025
4/20/2016	<0.0025	<0.0025	<0.0025		
6/15/2016	0.00011 (J)	0.00051 (J)	0.00073 (J)		
6/16/2016				0.00017 (J)	6.7E-05 (J)
8/9/2016			0.00069 (J)		
8/10/2016	<0.0025	0.00052 (J)			<0.0025
8/11/2016				<0.0025	
9/27/2016	<0.0025	0.00077 (J)	0.00081 (J)		
9/28/2016				<0.0025	<0.0025
11/15/2016	<0.0025	0.00055 (J)	0.00071 (J)		<0.0025
11/16/2016				<0.0025	
1/11/2017			0.00062 (J)	<0.0025	
1/12/2017	<0.0025	0.0005 (J)			

# Time Series

Constituent: Cobalt (mg/L) Analysis Run 3/7/2023 10:24 AM  
Plant McIntosh Client: Southern Company Data: McIntosh LF4 CCR

	GWC-11	GWC-12	GWC-17 (bg)	GWC-18 (bg)	GWC-19
1/16/2017					<0.0025
3/1/2017	<0.0025	0.00079 (J)	0.00081 (J)	<0.0025	<0.0025
4/20/2017		0.00056 (J)	0.00053 (J)		
4/24/2017	<0.0025				
4/25/2017				<0.0025	<0.0025
7/19/2017			0.00051 (J)		
7/20/2017		0.00051 (J)			
7/24/2017	<0.0025				
7/25/2017				<0.0025	<0.0025
1/11/2018	<0.0025	0.0006 (J)	0.00046 (J)		
1/12/2018				<0.0025	<0.0025
7/11/2018			<0.0025	<0.0025	<0.0025
7/12/2018	<0.0025	0.00056 (J)			
1/29/2019			0.00038 (J)		<0.0025
1/30/2019	<0.0025	<0.0025		<0.0025	
3/27/2019	<0.0025	0.00051	<0.0025	<0.0025	<0.0025
9/11/2019	<0.0025	0.00067	0.00034 (J)	8.2E-05 (J)	9.9E-05 (J)
4/1/2020		0.00051 (J)	0.00023 (J)	<0.0025	<0.0025
4/2/2020	<0.0025				
9/15/2020	<0.0025		<0.0025	<0.0025	
9/16/2020		0.00023 (J)			<0.0025
3/16/2021		0.00058 (J)	0.00027 (J)		<0.0025
3/17/2021	0.00016 (J)			<0.0025	
8/18/2021	<0.0025	0.00065 (J)			
8/19/2021			0.00023 (J)	<0.0025	<0.0025
2/22/2022			<0.0025		
2/23/2022	<0.0025	0.00049 (J)		<0.0025	<0.0025
8/2/2022	<0.0025		<0.0025	<0.0025	
8/3/2022		0.00068 (J)			<0.0025
2/7/2023		0.00058 (J)		<0.0025	
2/8/2023	<0.0025		<0.0025		<0.0025

# Time Series

Constituent: Cobalt (mg/L) Analysis Run 3/7/2023 10:24 AM  
 Plant McIntosh Client: Southern Company Data: McIntosh LF4 CCR

	GWC-20	GWC-21	GWC-23	GWC-9
8/25/2004				<0.0025
9/11/2004				<0.0025
9/26/2004				<0.0025
10/13/2004				<0.0025
7/11/2005				<0.0025
12/7/2005				<0.0025
6/22/2006				<0.0025
11/28/2006				<0.0025
7/6/2007				<0.0025
12/13/2007				<0.0025
6/20/2008				<0.0025
12/7/2008				<0.0025
7/9/2009				<0.0025
12/29/2009				<0.0025
6/22/2010				<0.0025
1/5/2011				<0.0025
7/9/2011				<0.0025
1/21/2012				<0.0025
7/11/2012				0.0013
1/19/2013				0.0055
7/18/2013				<0.0025
1/15/2014				0.00052 (J)
7/10/2014				0.00055 (J)
1/16/2015				<0.0025
6/20/2015				0.00052 (J)
12/9/2015	0.0055	0.0013		
12/14/2015	0.0073	0.0014		
12/29/2015	0.0076	0.0018		
1/14/2016	0.0056	0.0018		0.00051 (J)
1/25/2016	0.0061	0.0019		
4/19/2016				<0.0025
4/21/2016	0.00468 (J)	<0.0025		
6/15/2016				0.00052 (J)
6/16/2016	0.0032 (J)	0.0021 (J)	0.0019 (J)	
8/10/2016	0.0025	0.0015 (J)	0.0051	0.0006 (J)
9/27/2016	0.0023 (J)	0.015 (o)		0.00063 (J)
9/28/2016			0.0058	
11/15/2016	0.0019 (J)	0.0017 (J)		0.00053 (J)
11/16/2016			0.0063	
1/12/2017		0.0014 (J)		
1/13/2017	0.0017 (J)			0.00052 (J)
1/17/2017			0.0057	
3/1/2017	0.0021 (J)	0.0019 (J)		0.00084 (J)
3/2/2017			0.0095	
4/24/2017		0.0015 (J)		0.00055 (J)
4/25/2017	0.0016 (J)		0.0078	
7/13/2017			0.0061	
7/24/2017				0.00058 (J)
7/25/2017	0.0016 (J)	0.0014 (J)	0.0074	
1/11/2018		0.0013 (J)		
1/12/2018	0.0014 (J)		0.0072	0.00054 (J)
7/11/2018	0.0013 (J)	0.0012 (J)		

# Time Series

Constituent: Cobalt (mg/L) Analysis Run 3/7/2023 10:24 AM  
Plant McIntosh Client: Southern Company Data: McIntosh LF4 CCR

---

	GWC-20	GWC-21	GWC-23	GWC-9
7/12/2018			0.0077	0.00072 (J)
1/29/2019	0.00084 (J)			
1/30/2019		<0.0025	0.0061	<0.0025
3/27/2019	0.0012	0.001	0.006	0.00051
9/11/2019	0.0014	0.0012	0.0059	0.00083
4/1/2020	0.00094 (J)	0.00088 (J)	0.0037	0.00042 (J)
9/15/2020	0.00097 (J)	0.00088 (J)	0.0032	
9/16/2020				0.00037 (J)
3/16/2021	0.0009 (J)			
3/17/2021		0.00092 (J)	0.0035	0.00092 (J)
8/19/2021	0.00088 (J)	0.00077 (J)	0.0025	0.00063 (J)
2/22/2022	0.0009 (J)			
2/23/2022		0.00079 (J)	0.0026	0.00064 (J)
8/3/2022	0.00091 (J)			0.00034 (J)
8/4/2022		0.00083 (J)	0.0016 (J)	
2/8/2023	0.00075 (J)	0.00077 (J)	0.0014 (J)	<0.0025



# Time Series

Constituent: Copper (mg/L) Analysis Run 3/7/2023 10:24 AM  
 Plant McIntosh Client: Southern Company Data: McIntosh LF4 CCR

	GWA-13 (bg)	GWA-14 (bg)	GWA-15 (bg)	GWA-16 (bg)	GWA-2 (bg)
8/25/2004					<0.002
9/11/2004					0.003
9/26/2004					<0.002
10/13/2004					<0.002
7/11/2005					<0.002
12/7/2005					<0.002
6/22/2006					<0.002
11/28/2006					<0.002
7/6/2007					<0.002
12/13/2007					<0.002
6/20/2008					<0.002
12/7/2008					<0.002
7/9/2009					<0.002
12/28/2009					<0.002
6/22/2010					<0.002
1/4/2011					<0.002
7/9/2011					<0.002
1/21/2012					<0.002
7/11/2012					<0.002
1/20/2013					<0.002
7/19/2013					<0.002
1/15/2014					<0.002
7/11/2014					<0.002
1/16/2015					<0.002
6/20/2015					<0.002
12/7/2015	<0.002	<0.002	0.00084 (J)	0.001 (J)	
12/14/2015				<0.002	
12/15/2015	<0.002	<0.002	<0.002		
12/28/2015			<0.002	<0.002	
12/29/2015	<0.002	<0.002			
1/13/2016	<0.002	<0.002	<0.002	<0.002	
1/16/2016					<0.002
1/25/2016	<0.002	0.0014 (J)	<0.002	0.00081 (J)	
6/14/2016	<0.002	<0.002			<0.002
6/15/2016			<0.002	<0.002	
1/10/2017					<0.002
1/11/2017		<0.002	<0.002	<0.002	
1/12/2017	<0.002				
7/17/2017					<0.002
7/18/2017	<0.002				
7/19/2017		<0.002	<0.002	<0.002	
1/10/2018	<0.002				<0.002
1/11/2018		<0.002	<0.002	<0.002	
7/11/2018	<0.002	<0.002	<0.002	<0.002	<0.002
1/29/2019	<0.002	<0.002	<0.002	<0.002	<0.002
3/26/2019	<0.002	<0.002	<0.002	<0.002	
3/27/2019					<0.002
9/10/2019	0.00066 (J)	0.00076 (J)		<0.002	
9/11/2019			<0.002		<0.002
3/31/2020	<0.002				
4/1/2020		<0.002	<0.002	<0.002	<0.002
9/15/2020	<0.002	<0.002	<0.002	<0.002	<0.002

# Time Series

Constituent: Copper (mg/L) Analysis Run 3/7/2023 10:24 AM  
Plant McIntosh Client: Southern Company Data: McIntosh LF4 CCR

---

	GWA-13 (bg)	GWA-14 (bg)	GWA-15 (bg)	GWA-16 (bg)	GWA-2 (bg)
3/16/2021	<0.002	<0.002		<0.002	<0.002
3/17/2021			<0.002		
8/17/2021		<0.002		<0.002	<0.002
8/18/2021	<0.002				
8/19/2021			<0.002		
2/22/2022	<0.002	<0.002	<0.002	<0.002	<0.002
8/2/2022	<0.002	<0.002	<0.002	<0.002	<0.002
2/6/2023	<0.002				
2/7/2023		<0.002	<0.002	<0.002	<0.002

# Time Series

Constituent: Copper (mg/L) Analysis Run 3/7/2023 10:24 AM  
 Plant McIntosh Client: Southern Company Data: McIntosh LF4 CCR

	GWA-3 (bg)	GWA-4A (bg)	GWA-5 (bg)	GWC-1	GWC-10
8/25/2004	<0.002	0.0023	<0.002	<0.002	<0.002
9/11/2004	<0.002	<0.002	<0.002	<0.002	<0.002
9/26/2004	0.0029	<0.002	<0.002	<0.002	<0.002
10/13/2004	<0.002	<0.002	<0.002		<0.002
7/11/2005	<0.002	<0.002	<0.002	<0.002	<0.002
12/7/2005	<0.002	<0.002	<0.002	<0.002	<0.002
6/22/2006	0.0026	<0.002	<0.002	<0.002	<0.002
11/28/2006	<0.002	<0.002	<0.002	<0.002	<0.002
7/6/2007	0.0034	<0.002	<0.002	<0.002	<0.002
12/13/2007	<0.002	<0.002	<0.002	<0.002	<0.002
6/20/2008	<0.002	<0.002	<0.002	<0.002	<0.002
12/7/2008	<0.002	<0.002	<0.002	<0.002	<0.002
7/9/2009	<0.002	<0.002	<0.002	<0.002	
7/10/2009					<0.002
12/28/2009	<0.002			<0.002	
12/29/2009			<0.002		<0.002
12/30/2009		<0.002			
6/22/2010	<0.002	<0.002	<0.002	<0.002	<0.002
1/4/2011		<0.002	<0.002	<0.002	<0.002
1/5/2011	0.014 (o)				
7/9/2011	<0.002		<0.002	<0.002	
7/10/2011		<0.002			<0.002
1/20/2012	<0.002				
1/21/2012		<0.002	<0.002	<0.002	<0.002
7/11/2012	<0.002	<0.002	<0.002	<0.002	<0.002
1/19/2013	<0.002		<0.002		
1/20/2013		<0.002		<0.002	<0.002
7/18/2013	<0.002		<0.002		
7/19/2013		<0.002		<0.002	<0.002
1/15/2014	<0.002		<0.002	<0.002	
1/16/2014		<0.002			<0.002
7/10/2014		<0.002	<0.002		<0.002
7/11/2014	<0.002			<0.002	
1/15/2015	<0.002		<0.002		
1/16/2015		<0.002		<0.002	<0.002
6/19/2015	<0.002		<0.002		
6/20/2015		<0.002		<0.002	<0.002
1/14/2016		<0.002	0.00084 (J)		
1/16/2016	<0.002			<0.002	<0.002
6/14/2016	<0.002	<0.002	0.0021 (J)		
6/15/2016				<0.002	
6/16/2016					<0.002
1/10/2017	<0.002	<0.002			
1/11/2017			<0.002		
1/12/2017				<0.002	<0.002
7/18/2017	<0.002	<0.002	<0.002		
7/19/2017				<0.002	
7/24/2017					<0.002
1/10/2018	<0.002	<0.002	<0.002		
1/11/2018				<0.002	<0.002
7/11/2018	<0.002	<0.002	<0.002		
7/12/2018				<0.002	<0.002

# Time Series

Constituent: Copper (mg/L) Analysis Run 3/7/2023 10:24 AM  
Plant McIntosh Client: Southern Company Data: McIntosh LF4 CCR

	GWA-3 (bg)	GWA-4A (bg)	GWA-5 (bg)	GWC-1	GWC-10
1/29/2019	<0.002	<0.002	<0.002		
1/30/2019				<0.002	<0.002
3/26/2019		0.0021	<0.002		
3/27/2019	<0.002			<0.002	<0.002
9/10/2019		0.0016 (J)	<0.002		
9/11/2019	0.00092 (J)			0.001 (J)	<0.002
3/31/2020		0.0051	<0.002		
4/1/2020	<0.002			<0.002	<0.002
9/15/2020	0.00095 (J)		<0.002	<0.002	<0.002
9/16/2020		0.00079 (J)			
3/16/2021	<0.002			<0.002	<0.002
3/17/2021		0.0012 (J)	<0.002		
8/17/2021	<0.002				
8/18/2021				<0.002	<0.002
8/19/2021		0.00087 (J)	<0.002		
2/22/2022	<0.002		<0.002		
2/23/2022		0.0012 (J)		<0.002	<0.002
8/2/2022	<0.002		<0.002		
8/3/2022		<0.002		<0.002	<0.002
2/7/2023	<0.002	<0.002	<0.002	<0.002	
2/8/2023					<0.002

# Time Series

Constituent: Copper (mg/L) Analysis Run 3/7/2023 10:24 AM  
Plant McIntosh Client: Southern Company Data: McIntosh LF4 CCR

	GWC-11	GWC-12	GWC-17 (bg)	GWC-18 (bg)	GWC-19
8/25/2004	<0.002	<0.002			
9/11/2004	<0.002	<0.002			
9/26/2004	<0.002	<0.002			
10/13/2004	<0.002	<0.002			
7/11/2005	<0.002	<0.002			
12/7/2005	<0.002	<0.002			
6/22/2006	<0.002	<0.002			
11/28/2006	0.0027	<0.002			
7/6/2007	<0.002	<0.002			
12/13/2007	<0.002	<0.002			
6/20/2008	<0.002	<0.002			
12/7/2008	<0.002	<0.002			
7/10/2009	<0.002	<0.002			
12/28/2009		<0.002			
12/29/2009	<0.002				
6/22/2010	<0.002	<0.002			
1/4/2011		<0.002			
1/5/2011	<0.002				
7/9/2011	<0.002	<0.002			
1/20/2012		<0.002			
1/21/2012	<0.002				
7/11/2012	<0.002	<0.002			
1/19/2013	<0.002	<0.002			
7/18/2013		<0.002			
7/19/2013	<0.002				
1/15/2014	<0.002	<0.002			
7/11/2014	0.0014 (J)	<0.002			
1/15/2015		<0.002			
1/16/2015	<0.002				
6/19/2015		<0.002			
6/20/2015	<0.002				
12/8/2015			0.0021 (J)	<0.002	<0.002
12/14/2015			0.0018 (J)	0.00096 (J)	
12/15/2015					<0.002
12/28/2015			<0.002	<0.002	<0.002
1/13/2016			<0.002		
1/14/2016	<0.002			<0.002	<0.002
1/16/2016		<0.002			
1/26/2016			<0.002	<0.002	<0.002
6/15/2016	<0.002	<0.002	<0.002		
6/16/2016				0.00068 (J)	0.00024 (J)
1/11/2017			<0.002	<0.002	
1/12/2017	<0.002	<0.002			
1/16/2017					<0.002
7/19/2017			<0.002		
7/20/2017		<0.002			
7/24/2017	<0.002				
7/25/2017				<0.002	<0.002
1/11/2018	<0.002	<0.002	<0.002		
1/12/2018				<0.002	<0.002
7/11/2018			<0.002	<0.002	<0.002
7/12/2018	<0.002	<0.002			

# Time Series

Constituent: Copper (mg/L) Analysis Run 3/7/2023 10:24 AM  
Plant McIntosh Client: Southern Company Data: McIntosh LF4 CCR

	GWC-11	GWC-12	GWC-17 (bg)	GWC-18 (bg)	GWC-19
1/29/2019			<0.002		<0.002
1/30/2019	<0.002	<0.002		0.0021 (J)	
3/27/2019	<0.002	<0.002	<0.002	<0.002	<0.002
9/11/2019	<0.002	0.00069 (J)	0.0012 (J)	0.0011 (J)	0.00085 (J)
4/1/2020		<0.002	<0.002	<0.002	<0.002
4/2/2020	0.0013 (J)				
9/15/2020	<0.002		<0.002	<0.002	
9/16/2020		<0.002			<0.002
3/16/2021		<0.002	<0.002		<0.002
3/17/2021	0.0019 (J)			0.001 (J)	
8/18/2021	<0.002	0.00096 (J)			
8/19/2021			<0.002	0.00089 (J)	<0.002
2/22/2022			<0.002		
2/23/2022	<0.002	<0.002		<0.002	<0.002
8/2/2022	<0.002		<0.002	<0.002	
8/3/2022		<0.002			<0.002
2/7/2023		<0.002		<0.002	
2/8/2023	<0.002		<0.002		<0.002

# Time Series

Constituent: Copper (mg/L) Analysis Run 3/7/2023 10:24 AM  
 Plant McIntosh Client: Southern Company Data: McIntosh LF4 CCR

	GWC-20	GWC-21	GWC-23	GWC-9
8/25/2004				<0.002
9/11/2004				<0.002
9/26/2004				0.0021
10/13/2004				<0.002
7/11/2005				<0.002
12/7/2005				<0.002
6/22/2006				<0.002
11/28/2006				<0.002
7/6/2007				<0.002
12/13/2007				<0.002
6/20/2008				<0.002
12/7/2008				<0.002
7/9/2009				<0.002
12/29/2009				<0.002
6/22/2010				<0.002
1/5/2011				<0.002
7/9/2011				<0.002
1/21/2012				<0.002
7/11/2012				<0.002
1/19/2013				<0.002
7/18/2013				<0.002
1/15/2014				<0.002
7/10/2014				<0.002
1/16/2015				<0.002
6/20/2015				<0.002
12/9/2015	<0.002	<0.002		
12/14/2015	<0.002	<0.002		
12/29/2015	<0.002	0.00082 (J)		
1/14/2016	<0.002	0.0064 (o)		<0.002
1/25/2016	<0.002	<0.002		
6/15/2016				<0.002
6/16/2016	0.00032 (J)	0.00042 (J)	0.0011 (J)	
1/12/2017		<0.002		
1/13/2017	<0.002			<0.002
1/17/2017			<0.002	
7/24/2017				<0.002
7/25/2017	<0.002	<0.002	<0.002	
1/11/2018		<0.002		
1/12/2018	<0.002		<0.002	<0.002
7/11/2018	<0.002	<0.002		
7/12/2018			<0.002	<0.002
1/29/2019	<0.002			
1/30/2019		<0.002	<0.002	0.002 (J)
3/27/2019	<0.002	<0.002	<0.002	<0.002
9/11/2019	0.0012 (J)	0.00066 (J)	0.00092 (J)	0.00092 (J)
4/1/2020	<0.002	<0.002	<0.002	<0.002
9/15/2020	<0.002	<0.002	<0.002	
9/16/2020				<0.002
3/16/2021	<0.002			
3/17/2021		<0.002	<0.002	<0.002
8/19/2021	<0.002	<0.002	0.0013 (J)	<0.002
2/22/2022	<0.002			

# Time Series

Constituent: Copper (mg/L) Analysis Run 3/7/2023 10:24 AM  
Plant McIntosh Client: Southern Company Data: McIntosh LF4 CCR

---

	GWC-20	GWC-21	GWC-23	GWC-9
2/23/2022		<0.002	<0.002	<0.002
8/3/2022	<0.002			<0.002
8/4/2022		<0.002	<0.002	
2/8/2023	<0.002	<0.002	<0.002	<0.002



# Time Series

Constituent: Fluoride (mg/L) Analysis Run 3/7/2023 10:24 AM  
Plant McIntosh Client: Southern Company Data: McIntosh LF4 CCR

	GWA-13 (bg)	GWA-14 (bg)	GWA-15 (bg)	GWA-16 (bg)	GWA-2 (bg)
4/19/2016					0.03 (J)
4/20/2016	0.018 (J)	0.021 (J)		0.022 (J)	
4/21/2016			0.019 (J)		
6/14/2016	<0.1	<0.1			0.02 (J)
6/15/2016			<0.1	<0.1	
8/9/2016	<0.1	<0.1	<0.1	<0.1	<0.1
9/26/2016					<0.1
9/27/2016	<0.1	<0.1	<0.1	<0.1	
11/15/2016	<0.1	<0.1	<0.1	<0.1	<0.1
1/10/2017					<0.1
1/11/2017		<0.1	<0.1	<0.1	
1/12/2017	<0.1				
2/28/2017	<0.1	<0.1	<0.1		<0.1
3/1/2017				<0.1	
4/19/2017					<0.1
4/20/2017	<0.1	<0.1	<0.1	<0.1	
10/10/2017					<0.1
10/11/2017	<0.1	<0.1	<0.1	<0.1	
1/10/2018	<0.1				<0.1
1/11/2018		<0.1	<0.1	<0.1	
7/11/2018	<0.1	<0.1	<0.1	<0.1	<0.1
1/29/2019	<0.1	<0.1	<0.1	<0.1	<0.1
3/26/2019	<0.1	<0.1	<0.1	<0.1	
3/27/2019					<0.1
9/10/2019	0.034 (J)	0.032 (J)		0.035 (J)	
9/11/2019			0.032 (J)		0.037 (J)
3/31/2020	0.046 (J)				
4/1/2020		0.048 (J)	0.05 (J)	<0.1	<0.1
9/15/2020	<0.1	<0.1	<0.1	<0.1	0.029 (J)
3/16/2021	<0.1	<0.1		<0.1	0.033 (J)
3/17/2021			<0.1		
8/17/2021		0.045 (J)		0.072 (J)	0.073 (J)
8/18/2021	<0.1				
8/19/2021			0.035 (J)		
2/22/2022	<0.1	<0.1	<0.1	<0.1	<0.1
8/2/2022	<0.1	<0.1	<0.1	<0.1	<0.1
2/6/2023	<0.1				
2/7/2023		<0.1	<0.1	<0.1	0.048 (J)

# Time Series

Constituent: Fluoride (mg/L) Analysis Run 3/7/2023 10:24 AM  
 Plant McIntosh Client: Southern Company Data: McIntosh LF4 CCR

	GWA-3 (bg)	GWA-4A (bg)	GWA-5 (bg)	GWC-1	GWC-10
4/19/2016	0.022 (J)				
4/20/2016		0.028 (J)	0.032 (J)	0.04 (J)	
4/21/2016					0.217 (J)
6/14/2016	<0.1	<0.1	<0.1		
6/15/2016				<0.1	
6/16/2016					0.13 (J)
8/9/2016	<0.1		<0.1		
8/10/2016				<0.1	0.21
8/11/2016		<0.1			
9/27/2016	<0.1	<0.1	<0.1	<0.1	0.17 (J)
11/14/2016	<0.1	<0.1			
11/15/2016			<0.1	<0.1	0.22
1/10/2017	<0.1	<0.1			
1/11/2017			<0.1		
1/12/2017				<0.1	0.12 (J)
2/28/2017	<0.1	<0.1	<0.1		
3/1/2017				<0.1	<0.25
4/19/2017	<0.1				
4/20/2017		<0.1	<0.1	<0.1	
4/24/2017					0.18 (J)
10/10/2017		<0.1			
10/11/2017	<0.1		<0.1	<0.1	
10/12/2017					0.18 (J)
1/10/2018	<0.1	<0.1	<0.1		
1/11/2018				<0.1	0.15 (J)
7/11/2018	<0.1	<0.1	<0.1		
7/12/2018				<0.1	0.13 (J)
1/29/2019	<0.1	<0.1	<0.1		
1/30/2019				<0.1	0.23 (J)
3/26/2019		<0.1	0.028		
3/27/2019	<0.1			0.029	0.12
9/10/2019		0.044 (J)	0.037 (J)		
9/11/2019	0.033 (J)			0.036 (J)	0.1
3/31/2020		0.043 (J)	0.061 (J)		
4/1/2020	<0.1			<0.1	0.26
9/15/2020	<0.1		<0.1	<0.1	0.11
9/16/2020		<0.1			
3/16/2021	<0.1			<0.1	0.18
3/17/2021		<0.1	0.026 (J)		
8/17/2021	0.043 (J)				
8/18/2021				<0.1	0.081 (J)
8/19/2021		<0.1	0.035 (J)		
2/22/2022	<0.1		<0.1		
2/23/2022		<0.1		<0.1	0.13
8/2/2022	<0.1		<0.1		
8/3/2022		<0.1		<0.1	0.098 (J)
2/7/2023	<0.1	<0.1	<0.1	<0.1	
2/8/2023					0.1

# Time Series

Constituent: Fluoride (mg/L) Analysis Run 3/7/2023 10:24 AM  
 Plant McIntosh Client: Southern Company Data: McIntosh LF4 CCR

	GWC-11	GWC-12	GWC-17 (bg)	GWC-18 (bg)	GWC-19
4/19/2016				0.706	0.122 (J)
4/20/2016	0.383	0.026 (J)	0.147 (J)		
6/15/2016	0.28 (J)	<0.1	0.1 (J)		
6/16/2016				0.56	0.08 (J)
8/9/2016			0.16 (J)		
8/10/2016	0.42	<0.1			0.14 (J)
8/11/2016				0.74	
9/27/2016	0.39	<0.1	0.14 (J)		
9/28/2016				0.7	0.11 (J)
11/15/2016	0.43	<0.1	0.16 (J)		0.13 (J)
11/16/2016				0.71	
1/11/2017			0.16 (J)	0.51	
1/12/2017	0.41	<0.1			
1/16/2017					0.11 (J)
3/1/2017	<0.39	<0.1	<0.22	0.61	<0.18
4/20/2017		<0.1	0.12 (J)		
4/24/2017	0.37				
4/25/2017				0.65	0.087 (J)
10/11/2017	0.39		0.11 (J)		
10/12/2017		<0.1		0.6	0.087 (J)
12/13/2017	0.48			0.61	
1/11/2018	0.31	<0.1	0.12 (J)		
1/12/2018				0.55	0.083 (J)
7/11/2018			0.13 (J)	0.59	0.091 (J)
7/12/2018	0.25	<0.1			
1/29/2019			0.13 (J)		0.074 (J)
1/30/2019	0.35	<0.1		0.65	
3/27/2019	0.24	<0.1	0.1	0.49	0.072
9/11/2019	0.26	0.036 (J)	0.099 (J)	0.47	0.08 (J)
4/1/2020		<0.1	0.15	0.59	0.11
4/2/2020	0.26				
9/15/2020	0.21		0.099 (J)	0.49	
9/16/2020		<0.1			0.076 (J)
3/16/2021		<0.1	0.13		0.092 (J)
3/17/2021	0.28			0.54	
8/18/2021	0.35	<0.1			
8/19/2021			0.15	0.62	0.11
2/22/2022			0.062 (J)		
2/23/2022	0.36	0.043 (J)		0.66	0.11
8/2/2022	0.28		0.12	0.54	
8/3/2022		<0.1			0.096 (J)
2/7/2023		<0.1		0.53	
2/8/2023	0.31		0.13		0.1

# Time Series

Constituent: Fluoride (mg/L) Analysis Run 3/7/2023 10:24 AM  
Plant McIntosh Client: Southern Company Data: McIntosh LF4 CCR

	GWC-20	GWC-21	GWC-23	GWC-9
4/19/2016				0.02 (J)
4/21/2016	0.06 (J)	0.022 (J)		
6/15/2016				<0.1
6/16/2016	<0.2	<0.1	0.04 (J)	
8/10/2016	<0.2	<0.1	<0.1	<0.1
9/27/2016	<0.2	<0.1		<0.1
9/28/2016			0.097 (J)	
11/15/2016	<0.2	<0.1		<0.1
11/16/2016			0.092 (J)	
1/12/2017		<0.1		
1/13/2017	0.083 (J)			<0.1
1/17/2017			<0.1	
3/1/2017	<0.2	<0.1		<0.1
3/2/2017			<0.1	
4/24/2017		<0.1		<0.1
4/25/2017	<0.2		<0.1	
7/13/2017			<0.1	
10/12/2017	<0.2	<0.1	<0.1	<0.1
1/11/2018		<0.1		
1/12/2018	<0.2		<0.1	<0.1
7/11/2018	<0.2	<0.1		
7/12/2018			<0.1	<0.1
1/29/2019	0.031 (J)			
1/30/2019		<0.1	<0.1	<0.1
3/27/2019	0.034	<0.1	0.027	<0.1
9/11/2019	0.045 (J)	0.032 (J)	0.041 (J)	0.034 (J)
4/1/2020	0.082 (J)	0.04 (J)	0.05 (J)	0.051 (J)
9/15/2020	0.032 (J)	<0.1	0.028 (J)	
9/16/2020				<0.1
3/16/2021	0.04 (J)			
3/17/2021		<0.1	<0.1	0.035 (J)
8/19/2021	0.044 (J)	<0.1	<0.1	0.064 (J)
2/22/2022	0.033 (J)			
2/23/2022		0.037 (J)	0.03 (J)	0.049 (J)
8/3/2022	0.052 (J)			0.059 (J)
8/4/2022		<0.1	<0.1	
2/8/2023	0.052 (J)	<0.1	<0.1	0.061 (J)

# Time Series

Constituent: Lead (mg/L) Analysis Run 3/7/2023 10:24 AM  
Plant McIntosh Client: Southern Company Data: McIntosh LF4 CCR

	GWA-13 (bg)	GWA-14 (bg)	GWA-15 (bg)	GWA-16 (bg)	GWA-2 (bg)
8/25/2004					<0.001
9/11/2004					<0.001
9/26/2004					<0.001
10/13/2004					<0.001
7/11/2005					<0.001
12/7/2005					<0.001
6/22/2006					<0.001
11/28/2006					<0.001
7/6/2007					<0.001
12/13/2007					<0.001
6/20/2008					<0.001
12/7/2008					<0.001
7/9/2009					<0.001
12/28/2009					<0.001
6/22/2010					<0.001
1/4/2011					<0.001
7/9/2011					<0.001
1/21/2012					<0.001
7/11/2012					<0.001
1/20/2013					<0.001
7/19/2013					<0.001
1/15/2014					<0.001
7/11/2014					<0.001
1/16/2015					<0.001
6/20/2015					<0.001
12/7/2015	<0.001	<0.001	<0.001	<0.001	
12/14/2015				<0.001	
12/15/2015	<0.001	<0.001	<0.001		
12/28/2015			<0.001	<0.001	
12/29/2015	<0.001	<0.001			
1/13/2016	<0.001	<0.001	<0.001	<0.001	
1/16/2016					<0.001
1/25/2016	<0.001	<0.001	<0.001	<0.001	
4/19/2016					<0.001
4/20/2016	<0.001	<0.001		<0.001	
4/21/2016			<0.001		
6/14/2016	<0.001	<0.001			<0.001
6/15/2016			<0.001	<0.001	
8/9/2016	<0.001	<0.001	<0.001	<0.001	<0.001
9/26/2016					<0.001
9/27/2016	<0.001	<0.001	<0.001	<0.001	
11/15/2016	<0.001	<0.001	<0.001	<0.001	<0.001
1/10/2017					<0.001
1/11/2017		<0.001	<0.001	<0.001	
1/12/2017	<0.001				
2/28/2017	<0.001	<0.001	<0.001		<0.001
3/1/2017				<0.001	
4/19/2017					<0.001
4/20/2017	<0.001	<0.001	<0.001	<0.001	
7/17/2017					<0.001
7/18/2017	<0.001				
7/19/2017		<0.001	<0.001	<0.001	

# Time Series

Constituent: Lead (mg/L) Analysis Run 3/7/2023 10:24 AM  
Plant McIntosh Client: Southern Company Data: McIntosh LF4 CCR

	GWA-13 (bg)	GWA-14 (bg)	GWA-15 (bg)	GWA-16 (bg)	GWA-2 (bg)
1/10/2018	<0.001				<0.001
1/11/2018		<0.001	<0.001	<0.001	
7/11/2018	<0.001	<0.001	<0.001	<0.001	<0.001
1/29/2019	<0.001	<0.001	<0.001	<0.001	<0.001
3/26/2019	<0.001	<0.001	<0.001	<0.001	
3/27/2019					<0.001
9/10/2019	0.00058 (J)	0.00013 (J)		0.00013 (J)	
9/11/2019			<0.001		<0.001
3/31/2020	<0.001				
4/1/2020		<0.001	<0.001	<0.001	<0.001
9/15/2020	<0.001	<0.001	<0.001	0.00024 (J)	<0.001
3/16/2021	<0.001	<0.001		<0.001	<0.001
3/17/2021			<0.001		
8/17/2021		0.00021 (J)		<0.001	0.00081 (J)
8/18/2021	<0.001				
8/19/2021			<0.001		
2/22/2022	<0.001	<0.001	<0.001	<0.001	0.0054
8/2/2022	<0.001	<0.001	<0.001	<0.001	0.00043 (J)
2/6/2023	<0.001				
2/7/2023		<0.001	<0.001	<0.001	0.0015

# Time Series

Constituent: Lead (mg/L) Analysis Run 3/7/2023 10:24 AM  
Plant McIntosh Client: Southern Company Data: McIntosh LF4 CCR

	GWA-3 (bg)	GWA-4A (bg)	GWA-5 (bg)	GWC-1	GWC-10
8/25/2004	<0.001	<0.001	<0.001	<0.001	<0.001
9/11/2004	<0.001	<0.001	<0.001	<0.001	<0.001
9/26/2004	<0.001	<0.001	<0.001	<0.001	<0.001
10/13/2004	<0.001	<0.001	<0.001		<0.001
7/11/2005	<0.001	<0.001	<0.001	<0.001	<0.001
12/7/2005	<0.001	<0.001	<0.001	<0.001	<0.001
6/22/2006	<0.001	<0.001	<0.001	<0.001	<0.001
11/28/2006	<0.001	<0.001	<0.001	<0.001	<0.001
7/6/2007	<0.001	<0.001	<0.001	<0.001	<0.001
12/13/2007	<0.001	<0.001	<0.001	<0.001	<0.001
6/20/2008	<0.001	<0.001	<0.001	<0.001	<0.001
12/7/2008	<0.001	<0.001	<0.001	<0.001	<0.001
7/9/2009	<0.001	<0.001	<0.001	<0.001	
7/10/2009					<0.001
12/28/2009	<0.001			<0.001	
12/29/2009			<0.001		<0.001
12/30/2009		<0.001			
6/22/2010	<0.001	<0.001	<0.001	<0.001	<0.001
1/4/2011		<0.001	<0.001	<0.001	<0.001
1/5/2011	0.014 (o)				
7/9/2011	<0.001		<0.001	<0.001	
7/10/2011		<0.001			<0.001
1/20/2012	<0.001				
1/21/2012		<0.001	<0.001	<0.001	<0.001
7/11/2012	<0.001	<0.001	<0.001	<0.001	<0.001
1/19/2013	<0.001		<0.001		
1/20/2013		<0.001		<0.001	<0.001
7/18/2013	<0.001		<0.001		
7/19/2013		<0.001		<0.001	<0.001
1/15/2014	<0.001		<0.001	<0.001	
1/16/2014		<0.001			<0.001
7/10/2014		<0.001	<0.001		<0.001
7/11/2014	<0.001			<0.001	
1/15/2015	<0.001		<0.001		
1/16/2015		<0.001		<0.001	<0.001
6/19/2015	<0.001		<0.001		
6/20/2015		<0.001		<0.001	<0.001
1/14/2016		<0.001	<0.001		
1/16/2016	<0.001			<0.001	<0.001
4/19/2016	<0.001				
4/20/2016		<0.001	<0.001	<0.001	
4/21/2016					<0.001
6/14/2016	<0.001	<0.001	0.00019 (J)		
6/15/2016				<0.001	
6/16/2016					<0.001
8/9/2016	<0.001		<0.001		
8/10/2016				<0.001	<0.001
8/11/2016		<0.001			
9/27/2016	<0.001	<0.001	<0.001	<0.001	<0.001
11/14/2016	<0.001	<0.001			
11/15/2016			<0.001	<0.001	<0.001
1/10/2017	<0.001	<0.001			

# Time Series

Constituent: Lead (mg/L) Analysis Run 3/7/2023 10:24 AM  
 Plant McIntosh Client: Southern Company Data: McIntosh LF4 CCR

	GWA-3 (bg)	GWA-4A (bg)	GWA-5 (bg)	GWC-1	GWC-10
1/11/2017			<0.001		
1/12/2017				<0.001	<0.001
1/19/2017			0.001 (J)		
1/23/2017				<0.001	
1/24/2017			<0.001		
2/28/2017	<0.001	<0.001	<0.001		
3/1/2017				<0.001	<0.001
4/19/2017	<0.001				
4/20/2017		<0.001	0.00041 (J)	<0.001	
4/24/2017					<0.001
7/18/2017	<0.001	<0.001	<0.001		
7/19/2017				<0.001	
7/24/2017					<0.001
1/10/2018	<0.001	<0.001	<0.001		
1/11/2018				<0.001	<0.001
7/11/2018	<0.001	<0.001	<0.001		
7/12/2018				<0.001	<0.001
1/29/2019	<0.001	<0.001	<0.001		
1/30/2019				<0.001	<0.001
3/26/2019		<0.001	<0.001		
3/27/2019	<0.001			<0.001	<0.001
9/10/2019		0.00051 (J)	0.00074 (J)		
9/11/2019	<0.001			<0.001	<0.001
3/31/2020		0.00024 (J)	<0.001		
4/1/2020	<0.001			<0.001	<0.001
9/15/2020	<0.001		<0.001	<0.001	<0.001
9/16/2020		<0.001			
3/16/2021	<0.001			<0.001	<0.001
3/17/2021		<0.001	<0.001		
8/17/2021	<0.001				
8/18/2021				<0.001	<0.001
8/19/2021		<0.001	<0.001		
2/22/2022	<0.001		<0.001		
2/23/2022		0.00019 (J)		<0.001	<0.001
8/2/2022	0.015		<0.001		
8/3/2022		0.0037		<0.001	<0.001
2/7/2023	<0.001	<0.001	<0.001	<0.001	
2/8/2023					<0.001



# Time Series

Constituent: Lead (mg/L) Analysis Run 3/7/2023 10:24 AM  
Plant McIntosh Client: Southern Company Data: McIntosh LF4 CCR

	GWC-11	GWC-12	GWC-17 (bg)	GWC-18 (bg)	GWC-19
8/25/2004	<0.001	<0.001			
9/11/2004	<0.001	<0.001			
9/26/2004	<0.001	<0.001			
10/13/2004	<0.001	<0.001			
7/11/2005	<0.001	<0.001			
12/7/2005	<0.001	<0.001			
6/22/2006	<0.001	<0.001			
11/28/2006	<0.001	<0.001			
7/6/2007	<0.001	<0.001			
12/13/2007	<0.001	<0.001			
6/20/2008	<0.001	<0.001			
12/7/2008	<0.001	<0.001			
7/10/2009	<0.001	<0.001			
12/28/2009		<0.001			
12/29/2009	<0.001				
6/22/2010	<0.001	<0.001			
1/4/2011		<0.001			
1/5/2011	<0.001				
7/9/2011	<0.001	<0.001			
1/20/2012		<0.001			
1/21/2012	<0.001				
7/11/2012	<0.001	<0.001			
1/19/2013	<0.001	<0.001			
7/18/2013		<0.001			
7/19/2013	<0.001				
1/15/2014	<0.001	<0.001			
7/11/2014	<0.001	<0.001			
1/15/2015		<0.001			
1/16/2015	<0.001				
6/19/2015		<0.001			
6/20/2015	<0.001				
12/8/2015			<0.001	<0.001	<0.001
12/14/2015			<0.001	<0.001	
12/15/2015					<0.001
12/28/2015			<0.001	<0.001	<0.001
1/13/2016			<0.001		
1/14/2016	<0.001			<0.001	<0.001
1/16/2016		<0.001			
1/26/2016			<0.001	<0.001	<0.001
4/19/2016				<0.001	<0.001
4/20/2016	<0.001	<0.001	<0.001		
6/15/2016	0.0002 (J)	<0.001	<0.001		
6/16/2016				0.00015 (J)	<0.001
8/9/2016			<0.001		
8/10/2016	<0.001	<0.001			<0.001
8/11/2016				<0.001	
9/27/2016	<0.001	<0.001	<0.001		
9/28/2016				<0.001	<0.001
11/15/2016	<0.001	<0.001	<0.001		<0.001
11/16/2016				<0.001	
1/11/2017			<0.001	<0.001	
1/12/2017	<0.001	<0.001			

# Time Series

Constituent: Lead (mg/L) Analysis Run 3/7/2023 10:24 AM  
Plant McIntosh Client: Southern Company Data: McIntosh LF4 CCR

	GWC-11	GWC-12	GWC-17 (bg)	GWC-18 (bg)	GWC-19
1/16/2017					<0.001
3/1/2017	<0.001	<0.001	<0.001	<0.001	<0.001
4/20/2017		<0.001	<0.001		
4/24/2017	0.00037 (J)				
4/25/2017				<0.001	<0.001
7/19/2017			<0.001		
7/20/2017		<0.001			
7/24/2017	<0.001				
7/25/2017				<0.001	<0.001
1/11/2018	<0.001	<0.001	<0.001		
1/12/2018				<0.001	<0.001
7/11/2018			<0.001	<0.001	<0.001
7/12/2018	<0.001	<0.001			
1/29/2019			<0.001		<0.001
1/30/2019	<0.001	<0.001		0.00067 (J)	
3/27/2019	<0.001	<0.001	<0.001	<0.001	<0.001
9/11/2019	<0.001	<0.001	<0.001	0.00017 (J)	<0.001
4/1/2020		<0.001	<0.001	<0.001	<0.001
4/2/2020	0.00025 (J)				
9/15/2020	<0.001		<0.001	<0.001	
9/16/2020		<0.001			<0.001
3/16/2021		<0.001	<0.001		<0.001
3/17/2021	0.00031 (J)			0.00015 (J)	
8/18/2021	<0.001	<0.001			
8/19/2021			<0.001	0.00037 (J)	<0.001
2/22/2022			<0.001		
2/23/2022	0.00017 (J)	<0.001		0.00026 (J)	<0.001
8/2/2022	<0.001		<0.001	0.00029 (J)	
8/3/2022		<0.001			<0.001
2/7/2023		<0.001		0.00035 (J)	
2/8/2023	<0.001		<0.001		<0.001

# Time Series

Constituent: Lead (mg/L) Analysis Run 3/7/2023 10:24 AM  
Plant McIntosh Client: Southern Company Data: McIntosh LF4 CCR

	GWC-20	GWC-21	GWC-23	GWC-9
8/25/2004				0.0056 (o)
9/11/2004				<0.001
9/26/2004				<0.001
10/13/2004				<0.001
7/11/2005				<0.001
12/7/2005				<0.001
6/22/2006				<0.001
11/28/2006				<0.001
7/6/2007				<0.001
12/13/2007				<0.001
6/20/2008				<0.001
12/7/2008				<0.001
7/9/2009				<0.001
12/29/2009				<0.001
6/22/2010				<0.001
1/5/2011				<0.001
7/9/2011				<0.001
1/21/2012				<0.001
7/11/2012				<0.001
1/19/2013				<0.001
7/18/2013				<0.001
1/15/2014				<0.001
7/10/2014				<0.001
1/16/2015				<0.001
6/20/2015				<0.001
12/9/2015	<0.001	<0.001		
12/14/2015	<0.001	<0.001		
12/29/2015	<0.001	<0.001		
1/14/2016	<0.001	<0.001		<0.001
1/25/2016	<0.001	<0.001		
4/19/2016				<0.001
4/21/2016	<0.001	<0.001		
6/15/2016				<0.001
6/16/2016	<0.001	<0.001	<0.001	
8/10/2016	<0.001	<0.001	<0.001	<0.001
9/27/2016	<0.001	0.00079 (J)		<0.001
9/28/2016			<0.001	
11/15/2016	<0.001	<0.001		<0.001
11/16/2016			<0.001	
1/12/2017		<0.001		
1/13/2017	<0.001			<0.001
1/17/2017			<0.001	
3/1/2017	<0.001	<0.001		<0.001
3/2/2017			<0.001	
4/24/2017		<0.001		<0.001
4/25/2017	<0.001		<0.001	
7/13/2017			<0.001	
7/24/2017				<0.001
7/25/2017	<0.001	<0.001	<0.001	
1/11/2018		<0.001		
1/12/2018	<0.001		<0.001	<0.001
7/11/2018	<0.001	<0.001		

# Time Series

Constituent: Lead (mg/L) Analysis Run 3/7/2023 10:24 AM  
Plant McIntosh Client: Southern Company Data: McIntosh LF4 CCR

---

	GWC-20	GWC-21	GWC-23	GWC-9
7/12/2018			<0.001	<0.001
1/29/2019	<0.001			
1/30/2019		<0.001	0.00013 (J)	<0.001
3/27/2019	<0.001	<0.001	<0.001	<0.001
9/11/2019	0.00024 (J)	0.00021 (J)	0.00018 (J)	<0.001
4/1/2020	<0.001	<0.001	<0.001	<0.001
9/15/2020	<0.001	<0.001	<0.001	
9/16/2020				<0.001
3/16/2021	<0.001			
3/17/2021		<0.001	<0.001	<0.001
8/19/2021	<0.001	<0.001	<0.001	<0.001
2/22/2022	<0.001			
2/23/2022		<0.001	<0.001	<0.001
8/3/2022	<0.001			<0.001
8/4/2022		<0.001	0.00034 (J)	
2/8/2023	<0.001	<0.001	<0.001	<0.001

# Time Series

Constituent: Mercury (mg/L) Analysis Run 3/7/2023 10:24 AM  
Plant McIntosh Client: Southern Company Data: McIntosh LF4 CCR

	GWA-13 (bg)	GWA-14 (bg)	GWA-15 (bg)	GWA-16 (bg)	GWA-2 (bg)
4/19/2016					<0.0002
4/20/2016	<0.0002	<0.0002		<0.0002	
4/21/2016			<0.0002		
6/14/2016	<0.0002	<0.0002			<0.0002
6/15/2016			<0.0002	<0.0002	
8/9/2016	0.00012 (J)	0.00012 (J)	0.00011 (J)	0.0001 (J)	0.00011 (J)
9/26/2016					<0.0002
9/27/2016	<0.0002	<0.0002	<0.0002	<0.0002	
11/15/2016	9.7E-05 (J)	0.00011 (J)	9.3E-05 (J)	7.2E-05 (J)	<0.0002
1/10/2017					<0.0002
1/11/2017		<0.0002	<0.0002	<0.0002	
1/12/2017	<0.0002				
2/28/2017	0.00015 (J)	7.5E-05 (J)	0.00016 (J)		0.00014 (J)
3/1/2017				<0.0002	
4/19/2017					<0.0002
4/20/2017	<0.0002	<0.0002	<0.0002	<0.0002	
7/11/2018	<0.0002	<0.0002	<0.0002	<0.0002	<0.0002

# Time Series

Constituent: Mercury (mg/L) Analysis Run 3/7/2023 10:24 AM  
Plant McIntosh Client: Southern Company Data: McIntosh LF4 CCR

	GWA-3 (bg)	GWA-4A (bg)	GWA-5 (bg)	GWC-1	GWC-10
4/19/2016	<0.0002				
4/20/2016		<0.0002	<0.0002	<0.0002	
4/21/2016					<0.0002
6/14/2016	<0.0002	<0.0002	<0.0002		
6/15/2016				<0.0002	
6/16/2016					<0.0002
8/9/2016	0.0001 (J)		0.0001 (J)		
8/10/2016				<0.0002	0.00011 (J)
8/11/2016		<0.0002			
9/27/2016	<0.0002	<0.0002	<0.0002	<0.0002	<0.0002
11/14/2016	<0.0002	<0.0002			
11/15/2016			<0.0002	8.4E-05 (J)	0.0001 (J)
1/10/2017	<0.0002	<0.0002			
1/11/2017			<0.0002		
1/12/2017				<0.0002	<0.0002
1/19/2017			<0.0002		
1/23/2017				<0.0002	
1/24/2017			<0.0002		
2/28/2017	0.00016 (J)	0.00014 (J)	0.00012 (J)		
3/1/2017				<0.0002	<0.0002
4/19/2017	<0.0002				
4/20/2017		<0.0002	<0.0002	<0.0002	
4/24/2017					<0.0002
7/11/2018	<0.0002	<0.0002	<0.0002		
7/12/2018				<0.0002	<0.0002

# Time Series

Constituent: Mercury (mg/L) Analysis Run 3/7/2023 10:25 AM  
Plant McIntosh Client: Southern Company Data: McIntosh LF4 CCR

	GWC-11	GWC-12	GWC-17 (bg)	GWC-18 (bg)	GWC-19
4/19/2016				<0.0002	<0.0002
4/20/2016	<0.0002	<0.0002	<0.0002		
6/15/2016	<0.0002	<0.0002	<0.0002		
6/16/2016				<0.0002	<0.0002
8/9/2016			0.00011 (J)		
8/10/2016	0.00012 (J)	0.00011 (J)			0.00011 (J)
8/11/2016				<0.0002	
9/27/2016	<0.0002	<0.0002	<0.0002		
9/28/2016				<0.0002	<0.0002
11/15/2016	9.3E-05 (J)	0.00014 (J)	<0.0002		7.8E-05 (J)
11/16/2016				<0.0002	
1/11/2017			<0.0002	<0.0002	
1/12/2017	<0.0002	<0.0002			
1/16/2017					<0.0002
3/1/2017	<0.0002	<0.0002	<0.0002	<0.0002	<0.0002
4/20/2017		<0.0002	<0.0002		
4/24/2017	<0.0002				
4/25/2017				<0.0002	<0.0002
7/11/2018			<0.0002	<0.0002	<0.0002
7/12/2018	<0.0002	<0.0002			

# Time Series

Constituent: Mercury (mg/L) Analysis Run 3/7/2023 10:25 AM  
Plant McIntosh Client: Southern Company Data: McIntosh LF4 CCR

	GWC-20	GWC-21	GWC-23	GWC-9
4/19/2016				<0.0002
4/21/2016	<0.0002	<0.0002		
6/15/2016				<0.0002
6/16/2016	<0.0002	<0.0002	<0.0002	
8/10/2016	0.00011 (J)	0.00011 (J)	0.00013 (J)	0.00011 (J)
9/27/2016	<0.0002	<0.0002		<0.0002
9/28/2016			<0.0002	
11/15/2016	7.3E-05 (J)	0.00018 (J)		0.00013 (J)
11/16/2016			<0.0002	
1/12/2017		<0.0002		
1/13/2017	<0.0002			<0.0002
1/17/2017			<0.0002	
3/1/2017	<0.0002	<0.0002		<0.0002
3/2/2017			<0.0002	
4/24/2017		<0.0002		<0.0002
4/25/2017	<0.0002		<0.0002	
7/13/2017			<0.0002	
7/11/2018	<0.0002	0.00077		
7/12/2018			<0.0002	<0.0002



# Time Series

Constituent: Nickel (mg/L) Analysis Run 3/7/2023 10:25 AM  
 Plant McIntosh Client: Southern Company Data: McIntosh LF4 CCR

	GWA-13 (bg)	GWA-14 (bg)	GWA-15 (bg)	GWA-16 (bg)	GWA-2 (bg)
8/25/2004					<0.0025
9/11/2004					<0.0025
9/26/2004					<0.0025
10/13/2004					<0.0025
7/11/2005					<0.0025
12/7/2005					<0.0025
6/22/2006					<0.0025
11/28/2006					<0.0025
7/6/2007					<0.0025
12/13/2007					<0.0025
6/20/2008					<0.0025
12/7/2008					<0.0025
7/9/2009					0.0043
12/28/2009					<0.0025
6/22/2010					<0.0025
1/4/2011					<0.0025
7/9/2011					<0.0025
1/21/2012					<0.0025
7/11/2012					<0.0025
1/20/2013					<0.0025
7/19/2013					<0.0025
1/15/2014					0.0016 (J)
7/11/2014					<0.0025
1/16/2015					<0.0025
6/20/2015					<0.0025
12/7/2015	<0.001	<0.001	<0.001	<0.001	
12/14/2015				<0.001	
12/15/2015	<0.001	<0.001	<0.001		
12/28/2015			<0.001	<0.001	
12/29/2015	<0.001	<0.001			
1/13/2016	<0.001	<0.001	<0.001	<0.001	
1/16/2016					<0.0025
1/25/2016	<0.001	<0.001	<0.001	<0.001	
6/14/2016	<0.001	0.00052 (J)			0.0006 (J)
6/15/2016			<0.001	<0.001	
1/10/2017					<0.0025
1/11/2017		<0.001	<0.001	<0.001	
1/12/2017	<0.001				
7/17/2017					<0.0025
7/18/2017	<0.001				
7/19/2017		<0.001	<0.001	<0.001	
1/10/2018	<0.001				0.0026
1/11/2018		<0.001	<0.001	<0.001	
7/11/2018	<0.001	<0.001	<0.001	<0.001	<0.0025
1/29/2019	0.00033 (J)	0.0004 (J)	0.00046 (J)	0.0004 (J)	0.00063 (J)
3/26/2019	<0.001	<0.001	<0.001	<0.001	
3/27/2019					<0.0025
9/10/2019	0.0004 (J)	0.00056 (J)		0.00036 (J)	
9/11/2019			0.00042 (J)		0.00091 (J)
3/31/2020	<0.001				
4/1/2020		0.00043 (J)	<0.001	<0.001	0.00077 (J)
9/15/2020	0.00037 (J)	0.00075 (J)	0.00047 (J)	0.00045 (J)	0.00094 (J)

# Time Series

Constituent: Nickel (mg/L) Analysis Run 3/7/2023 10:25 AM  
Plant McIntosh Client: Southern Company Data: McIntosh LF4 CCR

---

	GWA-13 (bg)	GWA-14 (bg)	GWA-15 (bg)	GWA-16 (bg)	GWA-2 (bg)
3/16/2021	<0.001	0.00045 (J)		0.00043 (J)	0.00072 (J)
3/17/2021			0.00047 (J)		
8/17/2021		0.00061 (J)		0.00052 (J)	0.00097 (J)
8/18/2021	<0.001				
8/19/2021			<0.001		
2/22/2022	<0.001	<0.001	0.00061 (J)	<0.001	0.00092 (J)
8/2/2022	<0.001	<0.001	<0.001	<0.001	0.00086 (J)
2/6/2023	<0.001				
2/7/2023		0.00061 (J)	<0.001	0.00054 (J)	0.00083 (J)

# Time Series

Constituent: Nickel (mg/L) Analysis Run 3/7/2023 10:25 AM  
 Plant McIntosh Client: Southern Company Data: McIntosh LF4 CCR

	GWA-3 (bg)	GWA-4A (bg)	GWA-5 (bg)	GWC-1	GWC-10
8/25/2004	<0.001	<0.001	<0.001	<0.0025	<0.001
9/11/2004	0.03 (O)	<0.001	<0.001	<0.0025	<0.001
9/26/2004	<0.001	<0.001	<0.001	<0.0025	<0.001
10/13/2004	<0.001	<0.001	<0.001		<0.001
7/11/2005	<0.001	<0.001	<0.001	<0.0025	<0.001
12/7/2005	<0.001	<0.001	<0.001	<0.0025	<0.001
6/22/2006	<0.001	<0.001	<0.001	<0.0025	<0.001
11/28/2006	<0.001	<0.001	<0.001	<0.0025	<0.001
7/6/2007	<0.001	<0.001	<0.001	<0.0025	<0.001
12/13/2007	<0.001	<0.001	<0.001	<0.0025	<0.001
6/20/2008	<0.001	<0.001	<0.001	<0.0025	<0.001
12/7/2008	<0.001	<0.001	<0.001	<0.0025	<0.001
7/9/2009	<0.001	<0.001	<0.001	<0.0025	
7/10/2009					<0.001
12/28/2009	<0.001			<0.0025	
12/29/2009			<0.001		<0.001
12/30/2009		0.0048			
6/22/2010	<0.001	<0.001	<0.001	<0.0025	<0.001
1/4/2011		<0.001	<0.001	<0.0025	<0.001
1/5/2011	0.025 (O)				
7/9/2011	<0.001		<0.001	<0.0025	
7/10/2011		<0.001			<0.001
1/20/2012	<0.001				
1/21/2012		0.0026	<0.001	<0.0025	<0.001
7/11/2012	<0.001	0.0072	0.0031	<0.0025	<0.001
1/19/2013	<0.001		<0.001		
1/20/2013		0.0025		<0.0025	<0.001
7/18/2013	<0.001		<0.001		
7/19/2013		<0.001		<0.0025	<0.001
1/15/2014	<0.001		<0.001	0.0013 (J)	
1/16/2014		0.0031			<0.001
7/10/2014		<0.001	<0.001		<0.001
7/11/2014	<0.001			0.0013 (J)	
1/15/2015	<0.001		<0.001		
1/16/2015		0.0024 (J)		<0.0025	<0.001
6/19/2015	<0.001		<0.001		
6/20/2015		<0.001		0.0016 (J)	0.0013 (J)
1/14/2016		<0.001	<0.001		
1/16/2016	<0.001			<0.0025	<0.001
6/14/2016	<0.001	0.0013 (J)	0.00054 (J)		
6/15/2016				0.00088 (J)	
6/16/2016					<0.001
1/10/2017	<0.001	<0.001			
1/11/2017			<0.001		
1/12/2017				<0.0025	<0.001
7/18/2017	<0.001	<0.001	<0.001		
7/19/2017				<0.0025	
7/24/2017					<0.001
1/10/2018	<0.001	<0.001	<0.001		
1/11/2018				<0.0025	<0.001
7/11/2018	<0.001	0.003	<0.001		
7/12/2018				<0.0025	<0.001

# Time Series

Constituent: Nickel (mg/L) Analysis Run 3/7/2023 10:25 AM  
Plant McIntosh Client: Southern Company Data: McIntosh LF4 CCR

	GWA-3 (bg)	GWA-4A (bg)	GWA-5 (bg)	GWC-1	GWC-10
1/29/2019	0.00034 (J)	0.0021 (J)	<0.001		
1/30/2019				<0.0025	<0.001
3/26/2019		0.0021	<0.001		
3/27/2019	<0.001			<0.0025	<0.001
9/10/2019		0.002	0.00043 (J)		
9/11/2019	0.00045 (J)			0.0013	<0.001
3/31/2020		0.0028	<0.001		
4/1/2020	<0.001			0.00099 (J)	<0.001
9/15/2020	0.00038 (J)		0.00056 (J)	0.0012	0.0013
9/16/2020		0.00096 (J)			
3/16/2021	<0.001			0.0012	0.00043 (J)
3/17/2021		0.00083 (J)	0.00041 (J)		
8/17/2021	0.00047 (J)				
8/18/2021				0.0014	<0.001
8/19/2021		0.00065 (J)	0.00043 (J)		
2/22/2022	<0.001		<0.001		
2/23/2022		<0.001		0.0012	<0.001
8/2/2022	0.00054 (J)		<0.001		
8/3/2022		0.00078 (J)		0.0013	<0.001
2/7/2023	<0.001	<0.001	0.00046 (J)	0.0012	
2/8/2023					<0.001

# Time Series

Constituent: Nickel (mg/L) Analysis Run 3/7/2023 10:25 AM  
Plant McIntosh Client: Southern Company Data: McIntosh LF4 CCR

	GWC-11	GWC-12	GWC-17 (bg)	GWC-18 (bg)	GWC-19
8/25/2004	<0.001	<0.0025			
9/11/2004	<0.001	<0.0025			
9/26/2004	<0.001	<0.0025			
10/13/2004	<0.001	<0.0025			
7/11/2005	<0.001	<0.0025			
12/7/2005	<0.001	<0.0025			
6/22/2006	<0.001	<0.0025			
11/28/2006	<0.001	<0.0025			
7/6/2007	<0.001	<0.0025			
12/13/2007	<0.001	<0.0025			
6/20/2008	<0.001	<0.0025			
12/7/2008	<0.001	<0.0025			
7/10/2009	<0.001	<0.0025			
12/28/2009		<0.0025			
12/29/2009	<0.001				
6/22/2010	<0.001	<0.0025			
1/4/2011		<0.0025			
1/5/2011	<0.001				
7/9/2011	<0.001	<0.0025			
1/20/2012		<0.0025			
1/21/2012	<0.001				
7/11/2012	0.0049	0.0057			
1/19/2013	<0.001	<0.0025			
7/18/2013		<0.0025			
7/19/2013	<0.001				
1/15/2014	<0.001	0.0043			
7/11/2014	0.0029	0.0026			
1/15/2015		<0.0025			
1/16/2015	0.0014 (J)				
6/19/2015		<0.0025			
6/20/2015	<0.001				
12/8/2015			0.0036	<0.0025	0.0022 (J)
12/14/2015			0.0035	0.0019 (J)	
12/15/2015					0.0019 (J)
12/28/2015			0.0032	0.0018 (J)	0.0017 (J)
1/13/2016			0.0029		
1/14/2016	<0.001			0.0017 (J)	0.0029
1/16/2016		<0.0025			
1/26/2016			0.0027	0.0019 (J)	0.0014 (J)
6/15/2016	0.00085 (J)	0.00068 (J)	0.0018 (J)		
6/16/2016				0.0014 (J)	0.0013 (J)
1/11/2017			0.002 (J)	<0.0025	
1/12/2017	<0.001	<0.0025			
1/16/2017					0.0018 (J)
7/19/2017			0.002 (J)		
7/20/2017		<0.0025			
7/24/2017	<0.001				
7/25/2017				<0.0025	0.002 (J)
1/11/2018	<0.001	<0.0025	0.0019 (J)		
1/12/2018				<0.0025	0.002 (J)
7/11/2018			<0.0025	<0.0025	0.0018 (J)
7/12/2018	<0.001	<0.0025			

# Time Series

Constituent: Nickel (mg/L) Analysis Run 3/7/2023 10:25 AM  
Plant McIntosh Client: Southern Company Data: McIntosh LF4 CCR

	GWC-11	GWC-12	GWC-17 (bg)	GWC-18 (bg)	GWC-19
1/29/2019			0.0016 (J)		0.0017 (J)
1/30/2019	<0.001	<0.0025		<0.0025	
3/27/2019	<0.001	<0.0025	0.0018	<0.0025	<0.0025
9/11/2019	0.00042 (J)	0.001	0.0018	0.0012	0.0018
4/1/2020		0.0008 (J)	0.0016	0.00095	0.0014
4/2/2020	0.0009 (J)				
9/15/2020	0.00063 (J)		0.0016	0.00092 (J)	
9/16/2020		0.00088 (J)			0.0012
3/16/2021		0.00093 (J)	0.0015		0.0012
3/17/2021	0.00077 (J)			0.0011	
8/18/2021	0.00034 (J)	0.00097 (J)			
8/19/2021			0.0017	0.0011	0.0012
2/22/2022			0.0017		
2/23/2022	<0.001	0.0011		0.001	0.0011
8/2/2022	<0.001		0.0019	0.00086 (J)	
8/3/2022		0.0064			0.0051
2/7/2023		0.00082 (J)		0.0011	
2/8/2023	<0.001		0.0017		0.0012

# Time Series

Constituent: Nickel (mg/L) Analysis Run 3/7/2023 10:25 AM  
 Plant McIntosh Client: Southern Company Data: McIntosh LF4 CCR

	GWC-20	GWC-21	GWC-23	GWC-9
8/25/2004				<0.001
9/11/2004				<0.001
9/26/2004				<0.001
10/13/2004				<0.001
7/11/2005				<0.001
12/7/2005				<0.001
6/22/2006				<0.001
11/28/2006				<0.001
7/6/2007				<0.001
12/13/2007				<0.001
6/20/2008				0.003
12/7/2008				<0.001
7/9/2009				<0.001
12/29/2009				<0.001
6/22/2010				<0.001
1/5/2011				<0.001
7/9/2011				<0.001
1/21/2012				<0.001
7/11/2012				0.0033
1/19/2013				0.0026
7/18/2013				<0.001
1/15/2014				<0.001
7/10/2014				<0.001
1/16/2015				<0.001
6/20/2015				<0.001
12/9/2015	0.0042	<0.0025		
12/14/2015	0.0067	<0.0025		
12/29/2015	0.0067	<0.0025		
1/14/2016	0.0039	<0.0025		<0.001
1/25/2016	0.0049	<0.0025		
6/15/2016				<0.001
6/16/2016	0.003 (J)	0.0012 (J)	0.0009 (J)	
1/12/2017		<0.0025		
1/13/2017	<0.0025			<0.001
1/17/2017			<0.0025	
7/24/2017				<0.001
7/25/2017	<0.0025	<0.0025	0.002 (J)	
1/11/2018		<0.0025		
1/12/2018	<0.0025		0.0023 (J)	<0.001
7/11/2018	<0.0025	<0.0025		
7/12/2018			0.0026	<0.001
1/29/2019	0.00093 (J)			
1/30/2019		<0.0025	<0.0025	<0.001
3/27/2019	<0.0025	<0.0025	0.0018	<0.001
9/11/2019	0.0014	0.00097 (J)	0.0023	0.00065 (J)
4/1/2020	0.001	0.00067 (J)	0.0013	<0.001
9/15/2020	0.0011	0.0007 (J)	0.0013	
9/16/2020				0.00075 (J)
3/16/2021	0.00093 (J)			
3/17/2021		0.00068 (J)	0.0014	0.0006 (J)
8/19/2021	0.00092 (J)	0.00067 (J)	0.0013	0.00038 (J)
2/22/2022	0.00092 (J)			

# Time Series

Constituent: Nickel (mg/L) Analysis Run 3/7/2023 10:25 AM  
Plant McIntosh Client: Southern Company Data: McIntosh LF4 CCR

---

	GWC-20	GWC-21	GWC-23	GWC-9
2/23/2022		0.00071 (J)	0.0013	0.00076 (J)
8/3/2022	0.001			0.0015
8/4/2022		0.00065 (J)	0.0016	
2/8/2023	0.00083 (J)	0.00064 (J)	0.0013	0.00084 (J)



# Time Series

Constituent: pH (S.U.) Analysis Run 3/7/2023 10:25 AM  
Plant McIntosh Client: Southern Company Data: McIntosh LF4 CCR

	GWA-13 (bg)	GWA-14 (bg)	GWA-15 (bg)	GWA-16 (bg)	GWA-2 (bg)
6/20/2015					4.69
12/14/2015				5.26	
12/15/2015	5.13	5.24	5.2		
4/19/2016					4.99
4/20/2016	5.16	5.41		5.16	
4/21/2016			5.18		
6/14/2016					4.98
6/15/2016	5.35	5.74	5.47	5.04	
8/9/2016	4.89	5.41	5.01	5.07	4.72
9/26/2016					4.74
9/27/2016	5.02	5.42	5.22	5.11	
11/15/2016	5.04	5.33	5.07	5.11	4.8
1/10/2017					4.59
1/11/2017		5.32	5	5.07	
1/12/2017	5.19				
2/28/2017	4.86	5.32	5.1		4.91
3/1/2017				5.14	
4/19/2017					4.98
4/20/2017	5.01	5.31	5.12	5.05	
7/17/2017					4.61
7/18/2017	4.88				
7/19/2017		5.19	4.84	4.95	
10/17/2017	4.93	5.27	4.95	5.17	4.93
1/10/2018	4.9				4.78
1/11/2018		5.19	5.01	4.97	
7/11/2018	4.99 (D)	5.25 (D)	5.01	5.07	4.75 (D)
1/29/2019	4.82	5.25	5.18	4.83	4.91
3/26/2019	5.07	5.29	5.04	4.95	
3/27/2019					4.69
9/10/2019	5	5.18		5.12	
9/11/2019			5.28		4.77
3/31/2020	5.1				
4/1/2020		5.26	5.35	4.95	4.77
9/15/2020	5.07	5.83	4.92	5.02	4.52
3/16/2021	4.47	4.76		4.68	4.76
3/17/2021			5.41		
8/17/2021		5.12		4.95	4.62
8/18/2021	4.93				
8/19/2021			4.92		
2/22/2022	4.91	5.2	5.15	4.98	4.69
8/2/2022	4.86	5.05	4.9	4.93	4.57
2/6/2023	4.75				
2/7/2023		5.03	5.19	4.88	4.73

# Time Series

Constituent: pH (S.U.) Analysis Run 3/7/2023 10:25 AM  
Plant McIntosh Client: Southern Company Data: McIntosh LF4 CCR

	GWA-3 (bg)	GWA-4A (bg)	GWA-5 (bg)	GWC-1	GWC-10
6/19/2015	5.23		5.95		
6/20/2015		4.92		4.87	6.28
4/19/2016	4.92				
4/20/2016		4.9	5.85	5.43	
4/21/2016					6.21
6/14/2016	4.89	4.9	5.53		
6/15/2016				5.28	
6/16/2016					6.27
8/9/2016	4.92		5.44		
8/10/2016				5.15	6.12
8/11/2016		5.37			
9/27/2016	5.25	5.89	5.59	5.19	6.29
11/14/2016	4.96	5.94			
11/15/2016			5.58	5.2	6.12
1/10/2017	4.21	5.44			
1/11/2017			5.56		
1/12/2017				5.27	6.23
2/28/2017	4.95	5.49	5.53		
3/1/2017				5.31	6.15
4/19/2017	5.12				
4/20/2017		5.51	5.63	5.29	
4/24/2017					6.8
7/18/2017	4.89	5.26	5.51		
7/19/2017				5.03	
7/24/2017					6.19
10/17/2017	4.96	5.28	5.62	5.25	6.11
1/10/2018	4.93	5.05	5.59		
1/11/2018				5.02	6.32
7/11/2018	4.87 (D)	4.53	5.49		
7/12/2018				5.04 (D)	6.7 (D)
1/29/2019	4.98	4.66	5.39		
1/30/2019				5.21	6.2
3/26/2019		4.72	5.45		
3/27/2019	4.8			5.15	6.54
9/10/2019		4.72	5.71		
9/11/2019	5.03			4.8	6.63
3/31/2020		5.06	5.45		
4/1/2020	4.92			5	6.52
9/15/2020	4.72		5.27	4.76	6.66
9/16/2020		4.87			
3/16/2021	4.91			4.89	6.48
3/17/2021		4.9	4.8		
8/17/2021	4.82				
8/18/2021				4.89	6.32
8/19/2021		4.86	5.23		
2/22/2022	4.9		5.34		
2/23/2022		4.8		4.92	6.46
8/2/2022	4.75		5.23		
8/3/2022		4.79		4.83	6.34
2/7/2023	4.91	4.84	5.17	5.07	
2/8/2023					6.31

# Time Series

Constituent: pH (S.U.) Analysis Run 3/7/2023 10:25 AM  
Plant McIntosh Client: Southern Company Data: McIntosh LF4 CCR

	GWC-11	GWC-12	GWC-17 (bg)	GWC-18 (bg)	GWC-19
6/19/2015		5.05			
6/20/2015	6.13				
12/14/2015			5.19	7.1	
12/15/2015					5.98
4/19/2016				6.87	5.98
4/20/2016	6.28	5.17	5.26		
6/15/2016	6.55	5.12	5.12		
6/16/2016				6.84	5.85
8/9/2016			5.09		
8/10/2016	6.22	5.12			5.79
8/11/2016				6.42	
9/27/2016	6.33	5.19	5.32		
9/28/2016				6.57	5.9
11/15/2016	6.28	5.14	5.25		5.66
11/16/2016				6.51	
1/11/2017			5.23	6.43	
1/12/2017	6.26	5.13			
1/16/2017					5.65
3/1/2017	6.41	5.05	5.25	6.48	5.62
4/20/2017		5.15	5.36		
4/24/2017	6.26				
4/25/2017				6.58	5.59
7/19/2017			5.12		
7/20/2017		5.04			
7/24/2017	6.27				
7/25/2017				6.37	5.55
10/17/2017	6.35	5.03	5.23	6.53	5.68
1/11/2018	6.15	5.13	5.28		
1/12/2018				6.47	
7/11/2018			5.23 (D)	6.18 (D)	5.6 (D)
7/12/2018	6.63 (D)	5.09 (D)			
1/29/2019			5.35		5.58
1/30/2019	6.09	5.01		5.93	
3/27/2019	6.32	4.93	5.25	6.11	5.59
9/11/2019	6.37	5.04	5.16	6.3	5.58
4/1/2020		5.05	5.3	6.15	5.67
4/2/2020	6.38				
9/15/2020	6.62		5.29	6.13	
9/16/2020		4.91			5.43
3/16/2021		4.97	4.83		5.45
3/17/2021	6.58			5.99	
8/18/2021	6.54	5.01			
8/19/2021			5.29	6.17	5.69
2/22/2022			5.29		
2/23/2022	6.28	5.1		6.2	5.63
8/2/2022	6.4		5.18	6.41	
8/3/2022		4.98			5.62
2/7/2023		5.07		6.47	
2/8/2023	6.24		5.31		5.59

# Time Series

Constituent: pH (S.U.) Analysis Run 3/7/2023 10:25 AM  
Plant McIntosh Client: Southern Company Data: McIntosh LF4 CCR

	GWC-20	GWC-21	GWC-23	GWC-9
6/20/2015				4.7
12/14/2015	5.24	5.84		
4/19/2016				4.98
4/21/2016	4.88	5.43		
6/15/2016				5.2
6/16/2016	4.85	5.23		
8/10/2016	4.84	5.11	6.34	4.78
9/27/2016	5.32	5.06		4.91
9/28/2016			6.29	
11/15/2016	4.97	5.01		4.81
11/16/2016			6.18	
1/12/2017		4.99		
1/13/2017	4.97			5.28
1/17/2017			5.68	
3/1/2017		5		4.81
3/2/2017			5.75	
4/24/2017		5.8		4.99
4/25/2017	4.91		5.65	
7/13/2017			5.65	
7/24/2017				4.82
7/25/2017	4.89	4.92	5.24	
10/17/2017	4.97	4.89	5.37	4.85
1/11/2018		4.98		
1/12/2018	4.97		5.35	4.83
7/11/2018	4.89 (D)	4.96 (D)		
7/12/2018			5.21 (D)	4.8 (D)
1/29/2019	4.94			
1/30/2019		4.65	5.14	4.88
3/27/2019	4.94	4.96	5.3	4.75
9/11/2019	4.96	4.99	5.24	4.8
4/1/2020	5.03	5.04	5.23	4.93
9/15/2020	4.96	4.86	5.18	
9/16/2020				4.74
3/16/2021	4.78			
3/17/2021		4.8	4.97	4.69
8/19/2021	4.91	4.81	5.16	4.89
2/22/2022	5.02			
2/23/2022		4.87	5.11	5.07
8/3/2022	4.98			5.29
8/4/2022		4.83	5.12	
2/8/2023	4.84	4.85	5.08	5.31

# Time Series

Constituent: Selenium (mg/L) Analysis Run 3/7/2023 10:25 AM  
 Plant McIntosh Client: Southern Company Data: McIntosh LF4 CCR

	GWA-13 (bg)	GWA-14 (bg)	GWA-15 (bg)	GWA-16 (bg)	GWA-2 (bg)
8/25/2004					<0.005
9/11/2004					<0.005
9/26/2004					<0.005
10/13/2004					<0.005
7/11/2005					<0.005
12/7/2005					<0.005
6/22/2006					<0.005
11/28/2006					<0.005
7/6/2007					<0.005
12/13/2007					<0.005
6/20/2008					<0.005
12/7/2008					<0.005
7/9/2009					<0.005
12/28/2009					<0.005
6/22/2010					<0.005
1/4/2011					<0.005
7/9/2011					<0.005
1/21/2012					<0.005
7/11/2012					<0.005
1/20/2013					<0.005
7/19/2013					<0.005
1/15/2014					<0.005
7/11/2014					<0.005
1/16/2015					<0.005
6/20/2015					<0.005
12/7/2015	<0.005	<0.005	<0.005	<0.005	
12/14/2015				<0.005	
12/15/2015	<0.005	<0.005	<0.005		
12/28/2015			<0.005	<0.005	
12/29/2015	<0.005	<0.005			
1/13/2016	<0.005	<0.005	<0.005	<0.005	
1/16/2016					<0.005
1/25/2016	<0.005	<0.005	<0.005	<0.005	
4/19/2016					<0.005
4/20/2016	<0.005	<0.005		<0.005	
4/21/2016			<0.005		
6/14/2016	<0.005	<0.005			<0.005
6/15/2016			<0.005	<0.005	
8/9/2016	<0.005	<0.005	<0.005	<0.005	<0.005
9/26/2016					<0.005
9/27/2016	<0.005	<0.005	<0.005	<0.005	
11/15/2016	<0.005	<0.005	<0.005	<0.005	<0.005
1/10/2017					<0.005
1/11/2017		<0.005	<0.005	<0.005	
1/12/2017	<0.005				
2/28/2017	<0.005	<0.005	<0.005		<0.005
3/1/2017				<0.005	
4/19/2017					0.00065 (J)
4/20/2017	<0.005	<0.005	<0.005	<0.005	
7/17/2017					0.00047 (J)
7/18/2017	<0.005				
7/19/2017		<0.005	0.00071 (J)	0.00025 (J)	

# Time Series

Constituent: Selenium (mg/L) Analysis Run 3/7/2023 10:25 AM  
Plant McIntosh Client: Southern Company Data: McIntosh LF4 CCR

	GWA-13 (bg)	GWA-14 (bg)	GWA-15 (bg)	GWA-16 (bg)	GWA-2 (bg)
1/10/2018	0.00025 (J)				0.00052 (J)
1/11/2018		<0.005	<0.005	<0.005	
7/11/2018	<0.005	<0.005	<0.005	<0.005	<0.005
1/29/2019	<0.005	<0.005	<0.005	<0.005	<0.005
3/26/2019	<0.005	<0.005	<0.005	<0.005	
3/27/2019					<0.005
9/10/2019	<0.005	<0.005		<0.005	
9/11/2019			<0.005		<0.005
3/31/2020	<0.005				
4/1/2020		<0.005	<0.005	<0.005	<0.005
9/15/2020	<0.005	<0.005	<0.005	<0.005	<0.005
3/16/2021	<0.005	<0.005		<0.005	<0.005
3/17/2021			<0.005		
8/17/2021		<0.005		<0.005	<0.005
8/18/2021	<0.005				
8/19/2021			<0.005		
2/22/2022	<0.005	<0.005	<0.005	<0.005	<0.005
8/2/2022	<0.005	<0.005	<0.005	<0.005	<0.005
2/6/2023	<0.005				
2/7/2023		<0.005	<0.005	<0.005	<0.005

# Time Series

Constituent: Selenium (mg/L) Analysis Run 3/7/2023 10:25 AM  
Plant McIntosh Client: Southern Company Data: McIntosh LF4 CCR

	GWA-3 (bg)	GWA-4A (bg)	GWA-5 (bg)	GWC-1	GWC-10
8/25/2004	<0.005	<0.005	<0.005	<0.005	<0.005
9/11/2004	<0.005	<0.005	<0.005	<0.005	<0.005
9/26/2004	<0.005	<0.005	<0.005	<0.005	<0.005
10/13/2004	<0.005	<0.005	<0.005		<0.005
7/11/2005	<0.005	<0.005	<0.005	<0.005	<0.005
12/7/2005	<0.005	<0.005	<0.005	<0.005	<0.005
6/22/2006	<0.005	<0.005	<0.005	<0.005	<0.005
11/28/2006	<0.005	<0.005	<0.005	<0.005	<0.005
7/6/2007	<0.005	<0.005	<0.005	<0.005	<0.005
12/13/2007	<0.005	<0.005	<0.005	<0.005	<0.005
6/20/2008	<0.005	<0.005	<0.005	<0.005	<0.005
12/7/2008	<0.005	<0.005	<0.005	<0.005	<0.005
7/9/2009	<0.005	<0.005	<0.005	<0.005	
7/10/2009					<0.005
12/28/2009	<0.005			<0.005	
12/29/2009			<0.005		<0.005
12/30/2009		<0.005			
6/22/2010	<0.005	<0.005	<0.005	<0.005	<0.005
1/4/2011		<0.005	<0.005	<0.005	<0.005
1/5/2011	<0.005				
7/9/2011	<0.005		<0.005	<0.005	
7/10/2011		<0.005			<0.005
1/20/2012	<0.005				
1/21/2012		<0.005	<0.005	<0.005	<0.005
7/11/2012	<0.005	<0.005	<0.005	<0.005	<0.005
1/19/2013	<0.005		<0.005		
1/20/2013		<0.005		<0.005	<0.005
7/18/2013	<0.005		<0.005		
7/19/2013		<0.005		<0.005	<0.005
1/15/2014	<0.005		<0.005	<0.005	
1/16/2014		<0.005			<0.005
7/10/2014		<0.005	<0.005		<0.005
7/11/2014	<0.005			<0.005	
1/15/2015	<0.005		<0.005		
1/16/2015		<0.005		<0.005	<0.005
6/19/2015	<0.005		<0.005		
6/20/2015		<0.005		<0.005	<0.005
1/14/2016		<0.005	<0.005		
1/16/2016	<0.005			<0.005	<0.005
4/19/2016	<0.005				
4/20/2016		<0.005	<0.005	<0.005	
4/21/2016					<0.005
6/14/2016	<0.005	<0.005	<0.005		
6/15/2016				<0.005	
6/16/2016					<0.005
8/9/2016	<0.005		<0.005		
8/10/2016				<0.005	0.00026 (J)
8/11/2016		<0.005			
9/27/2016	0.00045 (J)	<0.005	<0.005	<0.005	0.00024 (J)
11/14/2016	<0.005	<0.005			
11/15/2016			<0.005	<0.005	<0.005
1/10/2017	<0.005	<0.005			

# Time Series

Constituent: Selenium (mg/L) Analysis Run 3/7/2023 10:25 AM  
Plant McIntosh Client: Southern Company Data: McIntosh LF4 CCR

	GWA-3 (bg)	GWA-4A (bg)	GWA-5 (bg)	GWC-1	GWC-10
1/11/2017			<0.005		
1/12/2017				0.00035 (J)	<0.005
1/19/2017			0.0006 (J)		
1/23/2017				<0.005	
1/24/2017			0.025 (o)		
2/28/2017	0.0027	0.0024	<0.005		
3/1/2017				<0.005	<0.005
4/19/2017	0.002				
4/20/2017		<0.005	<0.005	<0.005	
4/24/2017					<0.005
7/18/2017	0.0017	0.00026 (J)	<0.005		
7/19/2017				0.00026 (J)	
7/24/2017					<0.005
1/10/2018	0.00079 (J)	0.00069 (J)	<0.005		
1/11/2018				<0.005	<0.005
7/11/2018	<0.005	<0.005	<0.005		
7/12/2018				<0.005	<0.005
1/29/2019	<0.005	<0.005	<0.005		
1/30/2019				<0.005	<0.005
3/26/2019		<0.005	<0.005		
3/27/2019	<0.005			<0.005	<0.005
9/10/2019		<0.005	<0.005		
9/11/2019	<0.005			<0.005	<0.005
3/31/2020		<0.005	<0.005		
4/1/2020	<0.005			<0.005	<0.005
9/15/2020	<0.005		<0.005	<0.005	<0.005
9/16/2020		<0.005			
3/16/2021	<0.005			<0.005	<0.005
3/17/2021		<0.005	<0.005		
8/17/2021	<0.005				
8/18/2021				<0.005	<0.005
8/19/2021		<0.005	<0.005		
2/22/2022	<0.005		<0.005		
2/23/2022		<0.005		<0.005	<0.005
8/2/2022	<0.005		<0.005		
8/3/2022		<0.005		<0.005	<0.005
2/7/2023	<0.005	<0.005	<0.005	<0.005	
2/8/2023					<0.005



# Time Series

Constituent: Selenium (mg/L) Analysis Run 3/7/2023 10:25 AM  
Plant McIntosh Client: Southern Company Data: McIntosh LF4 CCR

	GWC-11	GWC-12	GWC-17 (bg)	GWC-18 (bg)	GWC-19
8/25/2004	<0.005	<0.005			
9/11/2004	<0.005	<0.005			
9/26/2004	<0.005	<0.005			
10/13/2004	<0.005	<0.005			
7/11/2005	<0.005	<0.005			
12/7/2005	<0.005	<0.005			
6/22/2006	<0.005	<0.005			
11/28/2006	<0.005	<0.005			
7/6/2007	<0.005	<0.005			
12/13/2007	<0.005	<0.005			
6/20/2008	<0.005	<0.005			
12/7/2008	<0.005	<0.005			
7/10/2009	<0.005	<0.005			
12/28/2009		<0.005			
12/29/2009	<0.005				
6/22/2010	<0.005	<0.005			
1/4/2011		<0.005			
1/5/2011	<0.005				
7/9/2011	<0.005	<0.005			
1/20/2012		<0.005			
1/21/2012	<0.005				
7/11/2012	<0.005	<0.005			
1/19/2013	<0.005	<0.005			
7/18/2013		<0.005			
7/19/2013	<0.005				
1/15/2014	<0.005	<0.005			
7/11/2014	<0.005	<0.005			
1/15/2015		<0.005			
1/16/2015	<0.005				
6/19/2015		<0.005			
6/20/2015	<0.005				
12/8/2015			<0.005	<0.005	<0.005
12/14/2015			<0.005	<0.005	
12/15/2015					<0.005
12/28/2015			<0.005	<0.005	<0.005
1/13/2016			<0.005		
1/14/2016	<0.005			<0.005	<0.005
1/16/2016		<0.005			
1/26/2016			<0.005	<0.005	<0.005
4/19/2016				<0.005	<0.005
4/20/2016	<0.005	<0.005	<0.005		
6/15/2016	0.00052 (J)	<0.005	<0.005		
6/16/2016				<0.005	<0.005
8/9/2016			<0.005		
8/10/2016	0.00053 (J)	<0.005			<0.005
8/11/2016				<0.005	
9/27/2016	0.00047 (J)	<0.005	<0.005		
9/28/2016				<0.005	<0.005
11/15/2016	<0.005	<0.005	<0.005		<0.005
11/16/2016				<0.005	
1/11/2017			<0.005	<0.005	
1/12/2017	0.00025 (J)	<0.005			

# Time Series

Constituent: Selenium (mg/L) Analysis Run 3/7/2023 10:25 AM  
Plant McIntosh Client: Southern Company Data: McIntosh LF4 CCR

	GWC-11	GWC-12	GWC-17 (bg)	GWC-18 (bg)	GWC-19
1/16/2017					<0.005
3/1/2017	<0.005	<0.005	<0.005	<0.005	<0.005
4/20/2017		<0.005	<0.005		
4/24/2017	<0.005				
4/25/2017				<0.005	0.00052 (J)
7/19/2017			<0.005		
7/20/2017		<0.005			
7/24/2017	0.00032 (J)				
7/25/2017				<0.005	<0.005
1/11/2018	<0.005	<0.005	<0.005		
1/12/2018				<0.005	<0.005
7/11/2018			<0.005	0.00044 (J)	<0.005
7/12/2018	0.00025 (J)	<0.005			
1/29/2019			<0.005		<0.005
1/30/2019	<0.005	<0.005		<0.005	
3/27/2019	<0.005	<0.005	<0.005	<0.005	<0.005
9/11/2019	<0.005	<0.005	<0.005	<0.005	<0.005
4/1/2020		<0.005	<0.005	<0.005	<0.005
4/2/2020	<0.005				
9/15/2020	<0.005		<0.005	<0.005	
9/16/2020		<0.005			<0.005
3/16/2021		<0.005	<0.005		<0.005
3/17/2021	<0.005			<0.005	
8/18/2021	<0.005	<0.005			
8/19/2021			<0.005	<0.005	<0.005
2/22/2022			<0.005		
2/23/2022	<0.005	<0.005		<0.005	<0.005
8/2/2022	<0.005		<0.005	<0.005	
8/3/2022		<0.005			<0.005
2/7/2023		<0.005		<0.005	
2/8/2023	<0.005		<0.005		<0.005

# Time Series

Constituent: Selenium (mg/L) Analysis Run 3/7/2023 10:25 AM  
Plant McIntosh Client: Southern Company Data: McIntosh LF4 CCR

	GWC-20	GWC-21	GWC-23	GWC-9
8/25/2004				<0.005
9/11/2004				<0.005
9/26/2004				<0.005
10/13/2004				<0.005
7/11/2005				0.0058
12/7/2005				<0.005
6/22/2006				<0.005
11/28/2006				<0.005
7/6/2007				<0.005
12/13/2007				<0.005
6/20/2008				<0.005
12/7/2008				<0.005
7/9/2009				<0.005
12/29/2009				<0.005
6/22/2010				<0.005
1/5/2011				<0.005
7/9/2011				<0.005
1/21/2012				<0.005
7/11/2012				<0.005
1/19/2013				<0.005
7/18/2013				<0.005
1/15/2014				<0.005
7/10/2014				<0.005
1/16/2015				<0.005
6/20/2015				<0.005
12/9/2015	<0.005	<0.005		
12/14/2015	<0.005	<0.005		
12/29/2015	<0.005	<0.005		
1/14/2016	<0.005	<0.005		<0.005
1/25/2016	<0.005	<0.005		
4/19/2016				<0.005
4/21/2016	<0.005	<0.005		
6/15/2016				<0.005
6/16/2016	<0.005	<0.005	<0.005	
8/10/2016	<0.005	<0.005	<0.005	<0.005
9/27/2016	<0.005	0.00043 (J)		<0.005
9/28/2016			<0.005	
11/15/2016	<0.005	<0.005		<0.005
11/16/2016			<0.005	
1/12/2017		<0.005		
1/13/2017	<0.005			<0.005
1/17/2017			<0.005	
3/1/2017	<0.005	<0.005		<0.005
3/2/2017			<0.005	
4/24/2017		<0.005		<0.005
4/25/2017	0.0021		<0.005	
7/13/2017			<0.005	
7/24/2017				<0.005
7/25/2017	<0.005	<0.005	<0.005	
1/11/2018		<0.005		
1/12/2018	<0.005		<0.005	<0.005
7/11/2018	<0.005	<0.005		

# Time Series

Constituent: Selenium (mg/L) Analysis Run 3/7/2023 10:25 AM  
Plant McIntosh Client: Southern Company Data: McIntosh LF4 CCR

---

	GWC-20	GWC-21	GWC-23	GWC-9
7/12/2018			<0.005	<0.005
1/29/2019	<0.005			
1/30/2019		<0.005	<0.005	<0.005
3/27/2019	<0.005	<0.005	<0.005	<0.005
9/11/2019	<0.005	<0.005	<0.005	<0.005
4/1/2020	<0.005	<0.005	<0.005	<0.005
9/15/2020	<0.005	<0.005	<0.005	
9/16/2020				<0.005
3/16/2021	<0.005			
3/17/2021		<0.005	<0.005	<0.005
8/19/2021	<0.005	<0.005	<0.005	<0.005
2/22/2022	<0.005			
2/23/2022		<0.005	<0.005	<0.005
8/3/2022	<0.005			<0.005
8/4/2022		<0.005	<0.005	
2/8/2023	<0.005	<0.005	<0.005	<0.005

# Time Series

Constituent: Silver (mg/L) Analysis Run 3/7/2023 10:25 AM  
Plant McIntosh Client: Southern Company Data: McIntosh LF4 CCR

	GWA-13 (bg)	GWA-14 (bg)	GWA-15 (bg)	GWA-16 (bg)	GWA-2 (bg)
8/25/2004					<0.001
9/11/2004					<0.001
9/26/2004					<0.001
10/13/2004					<0.001
7/11/2005					<0.001
12/7/2005					<0.001
6/22/2006					<0.001
11/28/2006					<0.001
7/6/2007					<0.001
12/13/2007					<0.001
6/20/2008					<0.001
12/7/2008					<0.001
7/9/2009					<0.001
12/28/2009					<0.001
6/22/2010					<0.001
1/4/2011					<0.001
7/9/2011					<0.001
1/21/2012					<0.001
7/11/2012					<0.001
1/20/2013					<0.001
7/19/2013					<0.001
1/15/2014					<0.001
7/11/2014					<0.001
1/16/2015					<0.001
6/20/2015					<0.001
12/7/2015	<0.001	<0.001	<0.001	<0.001	
12/14/2015				<0.001	
12/15/2015	<0.001	<0.001	<0.001		
12/28/2015			<0.001	<0.001	
12/29/2015	<0.001	<0.001			
1/13/2016	<0.001	<0.001	<0.001	<0.001	
1/16/2016					<0.001
1/25/2016	<0.001	<0.001	<0.001	<0.001	
6/14/2016	<0.001	<0.001			<0.001
6/15/2016			<0.001	<0.001	
1/10/2017					<0.001
1/11/2017		<0.001	<0.001	<0.001	
1/12/2017	<0.001				
7/17/2017					<0.001
7/18/2017	<0.001				
7/19/2017		<0.001	<0.001	<0.001	
1/10/2018	<0.001				<0.001
1/11/2018		<0.001	<0.001	<0.001	
7/11/2018	<0.001	<0.001	<0.001	<0.001	<0.001
1/29/2019	<0.001	<0.001	<0.001	<0.001	<0.001
3/26/2019	<0.001	<0.001	<0.001	<0.001	
3/27/2019					<0.001
9/10/2019	<0.001	<0.001		<0.001	
9/11/2019			<0.001		<0.001
3/31/2020	<0.001				
4/1/2020		<0.001	<0.001	<0.001	<0.001
9/15/2020	<0.001	<0.001	<0.001	<0.001	<0.001

# Time Series

Constituent: Silver (mg/L) Analysis Run 3/7/2023 10:25 AM  
Plant McIntosh Client: Southern Company Data: McIntosh LF4 CCR

---

	GWA-13 (bg)	GWA-14 (bg)	GWA-15 (bg)	GWA-16 (bg)	GWA-2 (bg)
3/16/2021	<0.001	<0.001		<0.001	<0.001
3/17/2021			<0.001		
8/17/2021		<0.001		<0.001	<0.001
8/18/2021	<0.001				
8/19/2021			<0.001		
2/22/2022	<0.001	<0.001	<0.001	<0.001	<0.001
8/2/2022	<0.001	<0.001	<0.001	<0.001	<0.001
2/6/2023	<0.001				
2/7/2023		<0.001	<0.001	<0.001	<0.001

# Time Series

Constituent: Silver (mg/L) Analysis Run 3/7/2023 10:25 AM  
Plant McIntosh Client: Southern Company Data: McIntosh LF4 CCR

	GWA-3 (bg)	GWA-4A (bg)	GWA-5 (bg)	GWC-1	GWC-10
8/25/2004	<0.001	<0.001	<0.001	<0.001	<0.001
9/11/2004	<0.001	<0.001	<0.001	<0.001	<0.001
9/26/2004	<0.001	<0.001	<0.001	<0.001	<0.001
10/13/2004	<0.001	<0.001	<0.001		<0.001
7/11/2005	<0.001	<0.001	<0.001	<0.001	<0.001
12/7/2005	<0.001	<0.001	<0.001	<0.001	<0.001
6/22/2006	<0.001	<0.001	<0.001	<0.001	<0.001
11/28/2006	<0.001	<0.001	<0.001	<0.001	<0.001
7/6/2007	<0.001	<0.001	<0.001	<0.001	<0.001
12/13/2007	<0.001	<0.001	<0.001	<0.001	<0.001
6/20/2008	<0.001	<0.001	<0.001	<0.001	<0.001
12/7/2008	<0.001	<0.001	<0.001	<0.001	<0.001
7/9/2009	<0.001	<0.001	<0.001	<0.001	
7/10/2009					<0.001
12/28/2009	<0.001			<0.001	
12/29/2009			<0.001		<0.001
12/30/2009		<0.001			
6/22/2010	<0.001	<0.001	<0.001	<0.001	<0.001
1/4/2011		<0.001	<0.001	<0.001	<0.001
1/5/2011	<0.001				
7/9/2011	<0.001		<0.001	<0.001	
7/10/2011		<0.001			<0.001
1/20/2012	<0.001				
1/21/2012		<0.001	<0.001	<0.001	<0.001
7/11/2012	<0.001	<0.001	<0.001	<0.001	<0.001
1/19/2013	<0.001		<0.001		
1/20/2013		<0.001		<0.001	<0.001
7/18/2013	<0.001		<0.001		
7/19/2013		<0.001		<0.001	<0.001
1/15/2014	<0.001		<0.001	<0.001	
1/16/2014		<0.001			<0.001
7/10/2014		<0.001	<0.001		<0.001
7/11/2014	<0.001			<0.001	
1/15/2015	<0.001		<0.001		
1/16/2015		<0.001		<0.001	<0.001
6/19/2015	<0.001		<0.001		
6/20/2015		<0.001		<0.001	<0.001
1/14/2016		<0.001	<0.001		
1/16/2016	<0.001			<0.001	<0.001
6/14/2016	<0.001	<0.001	<0.001		
6/15/2016				<0.001	
6/16/2016					<0.001
1/10/2017	<0.001	<0.001			
1/11/2017			<0.001		
1/12/2017				<0.001	<0.001
7/18/2017	<0.001	<0.001	<0.001		
7/19/2017				<0.001	
7/24/2017					<0.001
1/10/2018	<0.001	<0.001	<0.001		
1/11/2018				<0.001	<0.001
7/11/2018	<0.001	<0.001	<0.001		
7/12/2018				<0.001	<0.001

# Time Series

Constituent: Silver (mg/L) Analysis Run 3/7/2023 10:25 AM  
Plant McIntosh Client: Southern Company Data: McIntosh LF4 CCR

	GWA-3 (bg)	GWA-4A (bg)	GWA-5 (bg)	GWC-1	GWC-10
1/29/2019	<0.001	<0.001	<0.001		
1/30/2019				<0.001	<0.001
3/26/2019		<0.001	<0.001		
3/27/2019	<0.001			<0.001	<0.001
9/10/2019		<0.001	<0.001		
9/11/2019	<0.001			<0.001	<0.001
3/31/2020		<0.001	<0.001		
4/1/2020	<0.001			<0.001	<0.001
9/15/2020	<0.001		<0.001	<0.001	<0.001
9/16/2020		<0.001			
3/16/2021	<0.001			<0.001	<0.001
3/17/2021		<0.001	<0.001		
8/17/2021	<0.001				
8/18/2021				<0.001	<0.001
8/19/2021		<0.001	<0.001		
2/22/2022	<0.001		<0.001		
2/23/2022		<0.001		<0.001	<0.001
8/2/2022	<0.001		<0.001		
8/3/2022		<0.001		<0.001	<0.001
2/7/2023	<0.001	<0.001	<0.001	<0.001	
2/8/2023					<0.001



# Time Series

Constituent: Silver (mg/L) Analysis Run 3/7/2023 10:25 AM  
Plant McIntosh Client: Southern Company Data: McIntosh LF4 CCR

	GWC-11	GWC-12	GWC-17 (bg)	GWC-18 (bg)	GWC-19
8/25/2004	<0.001	<0.001			
9/11/2004	<0.001	<0.001			
9/26/2004	<0.001	<0.001			
10/13/2004	<0.001	<0.001			
7/11/2005	<0.001	<0.001			
12/7/2005	<0.001	<0.001			
6/22/2006	<0.001	<0.001			
11/28/2006	<0.001	<0.001			
7/6/2007	<0.001	<0.001			
12/13/2007	<0.001	<0.001			
6/20/2008	<0.001	<0.001			
12/7/2008	<0.001	<0.001			
7/10/2009	<0.001	<0.001			
12/28/2009		<0.001			
12/29/2009	<0.001				
6/22/2010	<0.001	<0.001			
1/4/2011		<0.001			
1/5/2011	<0.001				
7/9/2011	<0.001	<0.001			
1/20/2012		<0.001			
1/21/2012	<0.001				
7/11/2012	<0.001	<0.001			
1/19/2013	<0.001	<0.001			
7/18/2013		<0.001			
7/19/2013	<0.001				
1/15/2014	<0.001	<0.001			
7/11/2014	0.00061 (J)	<0.001			
1/15/2015		<0.001			
1/16/2015	<0.001				
6/19/2015		<0.001			
6/20/2015	<0.001				
12/8/2015			<0.001	<0.001	<0.001
12/14/2015			<0.001	<0.001	
12/15/2015					<0.001
12/28/2015			<0.001	<0.001	<0.001
1/13/2016			<0.001		
1/14/2016	<0.001			<0.001	<0.001
1/16/2016		<0.001			
1/26/2016			<0.001	<0.001	<0.001
6/15/2016	<0.001	<0.001	<0.001		
6/16/2016				<0.001	<0.001
1/11/2017			<0.001	<0.001	
1/12/2017	<0.001	<0.001			
1/16/2017					<0.001
7/19/2017			<0.001		
7/20/2017		<0.001			
7/24/2017	<0.001				
7/25/2017				<0.001	<0.001
1/11/2018	<0.001	<0.001	<0.001		
1/12/2018				<0.001	<0.001
7/11/2018			<0.001	<0.001	<0.001
7/12/2018	<0.001	<0.001			

# Time Series

Constituent: Silver (mg/L) Analysis Run 3/7/2023 10:25 AM  
Plant McIntosh Client: Southern Company Data: McIntosh LF4 CCR

	GWC-11	GWC-12	GWC-17 (bg)	GWC-18 (bg)	GWC-19
1/29/2019			<0.001		<0.001
1/30/2019	<0.001	<0.001		<0.001	
3/27/2019	<0.001	<0.001	<0.001	<0.001	<0.001
9/11/2019	<0.001	<0.001	<0.001	<0.001	<0.001
4/1/2020		<0.001	<0.001	<0.001	<0.001
4/2/2020	<0.001				
9/15/2020	<0.001		<0.001	<0.001	
9/16/2020		<0.001			<0.001
3/16/2021		<0.001	<0.001		<0.001
3/17/2021	<0.001			<0.001	
8/18/2021	<0.001	<0.001			
8/19/2021			<0.001	<0.001	<0.001
2/22/2022			<0.001		
2/23/2022	<0.001	<0.001		<0.001	<0.001
8/2/2022	<0.001		<0.001	<0.001	
8/3/2022		<0.001			<0.001
2/7/2023		<0.001		<0.001	
2/8/2023	<0.001		<0.001		<0.001

# Time Series

Constituent: Silver (mg/L) Analysis Run 3/7/2023 10:25 AM  
Plant McIntosh Client: Southern Company Data: McIntosh LF4 CCR

	GWC-20	GWC-21	GWC-23	GWC-9
8/25/2004				<0.001
9/11/2004				<0.001
9/26/2004				<0.001
10/13/2004				<0.001
7/11/2005				<0.001
12/7/2005				<0.001
6/22/2006				<0.001
11/28/2006				<0.001
7/6/2007				<0.001
12/13/2007				<0.001
6/20/2008				<0.001
12/7/2008				<0.001
7/9/2009				<0.001
12/29/2009				<0.001
6/22/2010				<0.001
1/5/2011				<0.001
7/9/2011				<0.001
1/21/2012				<0.001
7/11/2012				<0.001
1/19/2013				<0.001
7/18/2013				<0.001
1/15/2014				<0.001
7/10/2014				<0.001
1/16/2015				<0.001
6/20/2015				<0.001
12/9/2015	<0.001	<0.001		
12/14/2015	<0.001	<0.001		
12/29/2015	<0.001	<0.001		
1/14/2016	<0.001	<0.001		<0.001
1/25/2016	<0.001	<0.001		
6/15/2016				<0.001
6/16/2016	<0.001	<0.001	<0.001	
1/12/2017		<0.001		
1/13/2017	<0.001			<0.001
1/17/2017			<0.001	
7/24/2017				<0.001
7/25/2017	<0.001	<0.001	<0.001	
1/11/2018		<0.001		
1/12/2018	<0.001		<0.001	<0.001
7/11/2018	<0.001	<0.001		
7/12/2018			<0.001	<0.001
1/29/2019	<0.001			
1/30/2019		<0.001	<0.001	<0.001
3/27/2019	<0.001	<0.001	<0.001	<0.001
9/11/2019	<0.001	<0.001	<0.001	<0.001
4/1/2020	<0.001	<0.001	<0.001	<0.001
9/15/2020	<0.001	<0.001	<0.001	
9/16/2020				<0.001
3/16/2021	<0.001			
3/17/2021		<0.001	<0.001	<0.001
8/19/2021	<0.001	<0.001	<0.001	<0.001
2/22/2022	<0.001			

# Time Series

Constituent: Silver (mg/L) Analysis Run 3/7/2023 10:25 AM  
Plant McIntosh Client: Southern Company Data: McIntosh LF4 CCR

---

	GWC-20	GWC-21	GWC-23	GWC-9
2/23/2022		<0.001	<0.001	<0.001
8/3/2022	<0.001			<0.001
8/4/2022		<0.001	<0.001	
2/8/2023	<0.001	<0.001	<0.001	<0.001

# Time Series

Constituent: Sulfate (mg/L) Analysis Run 3/7/2023 10:25 AM  
 Plant McIntosh Client: Southern Company Data: McIntosh LF4 CCR

	GWA-13 (bg)	GWA-14 (bg)	GWA-15 (bg)	GWA-16 (bg)	GWA-2 (bg)
4/19/2016					1.27
4/20/2016	0.496 (J)	5.85		0.53 (J)	
4/21/2016			0.503 (J)		
6/14/2016	0.62 (J)	4.6			1.7
6/15/2016			0.62 (J)	0.67 (J)	
8/9/2016	<1	2.7	<1	<1	<1
9/26/2016					<1
9/27/2016	<1	2	<1	<1	
11/15/2016	<1	1.5	<1	<1	<1
1/10/2017					0.83 (J)
1/11/2017		1.4	<1	<1	
1/12/2017	<1				
2/28/2017	<1	1.1	<1		0.99 (J)
3/1/2017				<1	
4/19/2017					0.97 (J)
4/20/2017	<1	0.82 (J)	<1	<1	
10/10/2017					<1
10/11/2017	<1	<1	<1	<1	
1/10/2018	<1				<1
1/11/2018		<1	<1	<1	
7/11/2018	<1	<1	<1	<1	<1
1/29/2019	1.2	0.52 (J)	0.43 (J)	<1	0.64 (J)
3/26/2019	0.63	0.92	0.79	0.9	
3/27/2019					<1
9/10/2019	0.93 (J)	0.83 (J)		0.83 (J)	
9/11/2019			1.2		0.76 (J)
3/31/2020	1.4				
4/1/2020		0.67 (J)	0.49 (J)	0.73 (J)	0.95 (J)
9/15/2020	0.38 (J)	1.1	0.44 (J)	0.44 (J)	<1
3/16/2021	<1	<1		<1	<1
3/17/2021			<1		
8/17/2021		<1		<1	<1
8/18/2021	<1				
8/19/2021			0.8 (J)		
2/22/2022	<1	<1	<1	<1	<1
8/2/2022	<1	<1	<1	<1	<1
2/6/2023	<1				
2/7/2023		<1	<1	<1	<1

# Time Series

Constituent: Sulfate (mg/L) Analysis Run 3/7/2023 10:25 AM  
 Plant McIntosh Client: Southern Company Data: McIntosh LF4 CCR

	GWA-3 (bg)	GWA-4A (bg)	GWA-5 (bg)	GWC-1	GWC-10
4/19/2016	1.03				
4/20/2016		7.31	0.367 (J)	1.79	
4/21/2016					1.93
6/14/2016	0.88 (J)	8.6	0.48 (J)		
6/15/2016				2	
6/16/2016					2.3
8/9/2016	<1		<1		
8/10/2016				0.96 (J)	2.9
8/11/2016		3.7			
9/27/2016	0.9 (J)	4.6	<1	0.75 (J)	3.2
11/14/2016	<1	7.4			
11/15/2016			<1	0.97 (J)	3.5
1/10/2017	1.2	4.7			
1/11/2017			<1		
1/12/2017				1.7	4.2
2/28/2017	1.1	4.1	<1		
3/1/2017				2	3.5
4/19/2017	<1				
4/20/2017		5.9	<1	1.3	
4/24/2017					3.5
10/10/2017		7.3			
10/11/2017	<1		<1	1.3	
10/12/2017					2.7
1/10/2018	1.1	7.6	<1		
1/11/2018				1.6	2.6
7/11/2018	<1	14	<1		
7/12/2018				1.1	5
1/29/2019	<1	8.7	<1		
1/30/2019				2.1	5
3/26/2019		11	0.68		
3/27/2019	0.7			1.6	4.3
9/10/2019		9.8	0.77 (J)		
9/11/2019	1			1.3	5.2
3/31/2020		6.2	0.76 (J)		
4/1/2020	1.1			2	2.2
9/15/2020	0.47 (J)		<1	1.6	3.6
9/16/2020		4.1			
3/16/2021	<1			1.6	2.4
3/17/2021		3.5	<1		
8/17/2021	<1				
8/18/2021				1.2	3
8/19/2021		5.4	<1		
2/22/2022	<1		<1		
2/23/2022		2.7		1.6	3.4
8/2/2022	0.4 (J)		<1		
8/3/2022		2		0.45 (J)	1.6
2/7/2023	<1	1.7	<1	0.64 (J)	
2/8/2023					1.8

# Time Series

Constituent: Sulfate (mg/L) Analysis Run 3/7/2023 10:25 AM  
 Plant McIntosh Client: Southern Company Data: McIntosh LF4 CCR

	GWC-11	GWC-12	GWC-17 (bg)	GWC-18 (bg)	GWC-19
4/19/2016				4.84	2.21
4/20/2016	4.37	0.601 (J)	2.93		
6/15/2016	5.7	0.8 (J)	1.8		
6/16/2016				9 (O)	2.5
8/9/2016			1.6		
8/10/2016	4.5	<1			2.7
8/11/2016				5	
9/27/2016	4.4	<1	1.5		
9/28/2016				5.1	2.5
11/15/2016	4.4	<1	1.3		2.2
11/16/2016				4.9	
1/11/2017			1.1	5.2	
1/12/2017	4.6	<1			
1/16/2017					2.1
3/1/2017	4.5	<1	1.3	4.6	1.9
4/20/2017		<1	0.77 (J)		
4/24/2017	4				
4/25/2017				4.6	1.6
10/11/2017	4.5		<1		
10/12/2017		<1		4	1.7
12/13/2017				4	
1/11/2018	3.5	<1	<1		
1/12/2018				4.5	1.5
7/11/2018			<1	5	1.4
7/12/2018	5.9	<1			
1/29/2019			<1		1.4
1/30/2019	4.3	0.65 (J)		5.8	
3/27/2019	5.4	0.67	<1	4.8	1.6
9/11/2019	3.8	1	0.85 (J)	4.5	1.8
4/1/2020		0.91 (J)	<1	4.1	2.1
4/2/2020	3.4				
9/15/2020	5		<1	2.7	
9/16/2020		0.53 (J)			1.6
3/16/2021		<1	<1		1.9
3/17/2021	5.6			3.5	
8/18/2021	4.1	<1			
8/19/2021			<1	3.5	2.5
2/22/2022			<1		
2/23/2022	2.9	1.1		4.5	3.1
8/2/2022	2.7		<1	1.8	
8/3/2022		<1			1.7
2/7/2023		<1		2	
2/8/2023	1.9		<1		2

# Time Series

Constituent: Sulfate (mg/L) Analysis Run 3/7/2023 10:25 AM  
 Plant McIntosh Client: Southern Company Data: McIntosh LF4 CCR

	GWC-20	GWC-21	GWC-23	GWC-9
4/19/2016				3.84
4/21/2016	5.25	1.99		
6/15/2016				3.8
6/16/2016	3.9	1.6	9.2 (o)	
8/10/2016	2.8	1.1	3.1	1.6
9/27/2016	2.6	1.1		0.91 (J)
9/28/2016			3.1	
11/15/2016	1.9	1		<1
11/16/2016			3.2	
1/12/2017		1.2		
1/13/2017	1.8			<1
1/17/2017			2.6	
3/1/2017	1.7	1.2		1.5
3/2/2017			3.3	
4/24/2017		0.95 (J)		1.2
4/25/2017	1.3		2.4	
7/13/2017			2.1	
10/12/2017	1.1	0.72 (J)	2.1	2.3
1/11/2018		<1		
1/12/2018	0.86 (J)		1.9	<1
7/11/2018	0.9 (J)	<1		
7/12/2018			2	<1
1/29/2019	1.3			
1/30/2019		0.72 (J)	2.4	0.58 (J)
3/27/2019	1.7	0.92	2.8	1.2
9/11/2019	0.97 (J)	0.94 (J)	2.5	0.92 (J)
4/1/2020	1.6	0.81 (J)	2	4.1
9/15/2020	0.67 (J)	0.56 (J)	1.9	
9/16/2020				<1
3/16/2021	0.98 (J)			
3/17/2021		<1	1.8	<1
8/19/2021	1.3	0.79 (J)	1.9	<1
2/22/2022	1.4			
2/23/2022		1	2.4	<1
8/3/2022	<1			<1
8/4/2022		<1	1.8	
2/8/2023	<1	<1	1.7	<1



# Time Series

Constituent: Thallium (mg/L) Analysis Run 3/7/2023 10:25 AM  
Plant McIntosh Client: Southern Company Data: McIntosh LF4 CCR

	GWA-13 (bg)	GWA-14 (bg)	GWA-15 (bg)	GWA-16 (bg)	GWA-2 (bg)
8/25/2004					<0.001
9/11/2004					<0.001
9/26/2004					<0.001
10/13/2004					<0.001
7/11/2005					<0.001
12/7/2005					<0.001
6/22/2006					<0.001
11/28/2006					<0.001
7/6/2007					<0.001
12/13/2007					<0.001
6/20/2008					<0.001
12/7/2008					<0.001
7/9/2009					<0.001
12/28/2009					<0.001
6/22/2010					<0.001
1/4/2011					<0.001
7/9/2011					<0.001
1/21/2012					<0.001
7/11/2012					<0.001
1/20/2013					<0.001
7/19/2013					<0.001
1/15/2014					<0.001
6/20/2015					<0.001
12/7/2015	<0.001	<0.001	<0.001	<0.001	
12/14/2015				<0.001	
12/15/2015	<0.001	<0.001	<0.001		
12/28/2015			<0.001	<0.001	
12/29/2015	0.0001 (J)	<0.001			
1/13/2016	6E-05 (J)	7.9E-05 (J)	<0.001	<0.001	
1/16/2016					<0.001
1/25/2016	<0.001	<0.001	<0.001	<0.001	
4/19/2016					<0.001
4/20/2016	<0.001	<0.001		<0.001	
4/21/2016			<0.001		
6/14/2016	<0.001	<0.001			<0.001
6/15/2016			<0.001	<0.001	
8/9/2016	<0.001	<0.001	<0.001	<0.001	<0.001
9/26/2016					<0.001
9/27/2016	<0.001	<0.001	<0.001	<0.001	
11/15/2016	<0.001	<0.001	<0.001	<0.001	<0.001
1/10/2017					<0.001
1/11/2017		<0.001	<0.001	<0.001	
1/12/2017	<0.001				
2/28/2017	<0.001	<0.001	<0.001		<0.001
3/1/2017				<0.001	
4/19/2017					<0.001
4/20/2017	<0.001	<0.001	<0.001	<0.001	
7/17/2017					<0.001
7/18/2017	<0.001				
7/19/2017		<0.001	<0.001	<0.001	
1/10/2018	<0.001				<0.001
1/11/2018		<0.001	<0.001	<0.001	

# Time Series

Constituent: Thallium (mg/L) Analysis Run 3/7/2023 10:25 AM  
Plant McIntosh Client: Southern Company Data: McIntosh LF4 CCR

	GWA-13 (bg)	GWA-14 (bg)	GWA-15 (bg)	GWA-16 (bg)	GWA-2 (bg)
7/11/2018	<0.001	<0.001	<0.001	<0.001	<0.001
1/29/2019	<0.001	<0.001	<0.001	<0.001	<0.001
3/26/2019	<0.001	<0.001	<0.001	<0.001	
3/27/2019					<0.001
9/10/2019	0.00057 (J)	0.00021 (J)		0.0002 (J)	
9/11/2019			<0.001		<0.001
3/31/2020	<0.001				
4/1/2020		0.00018 (J)	<0.001	<0.001	0.00017 (J)
9/15/2020	<0.001	<0.001	<0.001	<0.001	0.00029 (J)
3/16/2021	<0.001	<0.001		<0.001	<0.001
3/17/2021			<0.001		
8/17/2021		0.0006 (J)		0.00025 (J)	0.00062 (J)
8/18/2021	0.00016 (J)				
8/19/2021			<0.001		
2/22/2022	<0.001	<0.001	<0.001	<0.001	<0.001
8/2/2022	<0.001	<0.001	<0.001	<0.001	<0.001
2/6/2023	<0.001				
2/7/2023		<0.001	<0.001	<0.001	<0.001

# Time Series

Constituent: Thallium (mg/L) Analysis Run 3/7/2023 10:25 AM  
Plant McIntosh Client: Southern Company Data: McIntosh LF4 CCR

	GWA-3 (bg)	GWA-4A (bg)	GWA-5 (bg)	GWC-1	GWC-10
8/25/2004	<0.001	<0.001	<0.001	<0.001	<0.001
9/11/2004	<0.001	<0.001	<0.001	<0.001	<0.001
9/26/2004	<0.001	<0.001	<0.001	<0.001	<0.001
10/13/2004	<0.001	<0.001	<0.001	<0.001	<0.001
7/11/2005	<0.001	<0.001	<0.001	<0.001	<0.001
12/7/2005	<0.001	<0.001	<0.001	<0.001	<0.001
6/22/2006	<0.001	<0.001	<0.001	<0.001	<0.001
11/28/2006	<0.001	<0.001	<0.001	<0.001	<0.001
7/6/2007	<0.001	<0.001	<0.001	<0.001	<0.001
12/13/2007	<0.001	<0.001	<0.001	<0.001	<0.001
6/20/2008	<0.001	<0.001	<0.001	<0.001	<0.001
12/7/2008	<0.001	<0.001	<0.001	<0.001	<0.001
7/9/2009	<0.001	<0.001	<0.001	<0.001	
7/10/2009					<0.001
12/28/2009	<0.001			<0.001	
12/29/2009			<0.001		<0.001
12/30/2009		<0.001			
6/22/2010	<0.001	<0.001	<0.001	<0.001	<0.001
1/4/2011	<0.001	<0.001	<0.001	<0.001	<0.001
7/9/2011	<0.001	<0.001	<0.001	<0.001	<0.001
1/20/2012	<0.001				
1/21/2012		<0.001	<0.001	<0.001	<0.001
7/11/2012	<0.001	<0.001	<0.001	<0.001	<0.001
1/19/2013	<0.001		<0.001		
1/20/2013		<0.001		<0.001	<0.001
7/18/2013	<0.001		<0.001		<0.001
7/19/2013		<0.001		<0.001	
1/15/2014	<0.001		<0.001	<0.001	
1/16/2014		<0.001			<0.001
6/19/2015	<0.001		<0.001		
6/20/2015		<0.001		<0.001	<0.001
1/14/2016		<0.001	<0.001		
1/16/2016	<0.001			<0.001	<0.001
4/19/2016	<0.001				
4/20/2016		<0.001	<0.001	<0.001	
4/21/2016					<0.001
6/14/2016	<0.001	3.6E-05 (J)	<0.001		
6/15/2016				<0.001	
6/16/2016					<0.001
8/9/2016	<0.001		<0.001		
8/10/2016				<0.001	<0.001
8/11/2016		<0.001			
9/27/2016	<0.001	<0.001	<0.001	<0.001	<0.001
11/14/2016	<0.001	<0.001			
11/15/2016			<0.001	<0.001	<0.001
1/10/2017	<0.001	<0.001			
1/11/2017			<0.001		
1/12/2017				<0.001	<0.001
1/19/2017			<0.001		
1/23/2017				<0.001	
1/24/2017			0.00072		
2/28/2017	<0.001	<0.001	<0.001		

# Time Series

Constituent: Thallium (mg/L) Analysis Run 3/7/2023 10:25 AM  
Plant McIntosh Client: Southern Company Data: McIntosh LF4 CCR

	GWA-3 (bg)	GWA-4A (bg)	GWA-5 (bg)	GWC-1	GWC-10
3/1/2017				<0.001	<0.001
4/19/2017	<0.001				
4/20/2017		<0.001	<0.001	<0.001	
4/24/2017					<0.001
7/18/2017	<0.001	<0.001	<0.001		
7/19/2017				<0.001	
7/24/2017					<0.001
1/10/2018	<0.001	<0.001	<0.001		
1/11/2018				<0.001	<0.001
7/11/2018	<0.001	<0.001	<0.001		
7/12/2018				<0.001	<0.001
1/29/2019	<0.001	<0.001	<0.001		
1/30/2019				<0.001	<0.001
3/26/2019		<0.001	<0.001		
3/27/2019	<0.001			<0.001	<0.001
9/10/2019		0.00033 (J)	<0.001		
9/11/2019	<0.001			<0.001	0.0002 (J)
3/31/2020		<0.001	<0.001		
4/1/2020	<0.001			<0.001	0.00031 (J)
9/15/2020	0.00017 (J)		<0.001	<0.001	<0.001
9/16/2020		<0.001			
3/16/2021	<0.001			<0.001	0.00037 (J)
3/17/2021		<0.001	<0.001		
8/17/2021	0.00015 (J)				
8/18/2021				<0.001	<0.001
8/19/2021		<0.001	<0.001		
2/22/2022	<0.001		<0.001		
2/23/2022		<0.001		<0.001	<0.001
8/2/2022	<0.001		<0.001		
8/3/2022		<0.001		<0.001	<0.001
2/7/2023	<0.001	<0.001	<0.001	<0.001	
2/8/2023					<0.001

# Time Series

Constituent: Thallium (mg/L) Analysis Run 3/7/2023 10:25 AM  
 Plant McIntosh Client: Southern Company Data: McIntosh LF4 CCR

	GWC-11	GWC-12	GWC-17 (bg)	GWC-18 (bg)	GWC-19
8/25/2004	<0.001	<0.001			
9/11/2004	<0.001	<0.001			
9/26/2004	<0.001	<0.001			
10/13/2004	<0.001	<0.001			
7/11/2005	<0.001	<0.001			
12/7/2005	<0.001	<0.001			
6/22/2006	<0.001	<0.001			
11/28/2006	<0.001	<0.001			
7/6/2007	<0.001	<0.001			
12/13/2007	<0.001	<0.001			
6/20/2008	<0.001	<0.001			
12/7/2008	<0.001	<0.001			
7/10/2009	<0.001	<0.001			
12/28/2009		<0.001			
12/29/2009	<0.001				
6/22/2010	<0.001	<0.001			
1/4/2011		<0.001			
1/5/2011	<0.001				
7/9/2011	<0.001	<0.001			
1/20/2012		<0.001			
1/21/2012	<0.001				
7/11/2012	<0.001	<0.001			
1/19/2013	<0.001	<0.001			
7/18/2013		<0.001			
7/19/2013	<0.001				
1/15/2014	<0.001	<0.001			
6/19/2015		<0.001			
6/20/2015	<0.001				
12/8/2015			0.0001 (J)	0.0001 (J)	<0.001
12/14/2015			9E-05 (J)	0.0001 (J)	
12/15/2015					<0.001
12/28/2015			9E-05 (J)	0.0001 (J)	<0.001
1/13/2016			0.0001 (J)		
1/14/2016	6.1E-05 (J)			0.000137 (J)	7.9E-05 (J)
1/16/2016		<0.001			
1/26/2016			9.5E-05 (J)	0.000142 (J)	<0.001
4/19/2016				<0.001	<0.001
4/20/2016	<0.001	<0.001	<0.001		
6/15/2016	<0.001	<0.001	3.8E-05 (J)		
6/16/2016				0.00013 (J)	<0.001
8/9/2016			<0.001		
8/10/2016	<0.001	<0.001			<0.001
8/11/2016				0.00011 (J)	
9/27/2016	<0.001	<0.001	<0.001		
9/28/2016				0.00012 (J)	<0.001
11/15/2016	<0.001	<0.001	<0.001		<0.001
11/16/2016				<0.001	
1/11/2017			<0.001	9.5E-05 (J)	
1/12/2017	<0.001	<0.001			
1/16/2017					<0.001
3/1/2017	<0.001	<0.001	<0.001	0.00011 (J)	<0.001
4/20/2017		<0.001	<0.001		

# Time Series

Constituent: Thallium (mg/L) Analysis Run 3/7/2023 10:25 AM  
Plant McIntosh Client: Southern Company Data: McIntosh LF4 CCR

	GWC-11	GWC-12	GWC-17 (bg)	GWC-18 (bg)	GWC-19
4/24/2017	<0.001				
4/25/2017				0.00012 (J)	<0.001
7/19/2017			<0.001		
7/20/2017		<0.001			
7/24/2017	<0.001				
7/25/2017				0.00011 (J)	<0.001
1/11/2018	<0.001	<0.001	<0.001		
1/12/2018				0.00011 (J)	<0.001
7/11/2018			<0.001	9.5E-05 (J)	<0.001
7/12/2018	<0.001	<0.001			
1/29/2019			<0.001		<0.001
1/30/2019	<0.001	<0.001		0.00012 (J)	
3/27/2019	<0.001	<0.001	<0.001	<0.001	<0.001
9/11/2019	<0.001	0.00017 (J)	<0.001	0.00018 (J)	0.00019 (J)
4/1/2020		<0.001	<0.001	<0.001	<0.001
4/2/2020	0.00028 (J)				
9/15/2020	<0.001		<0.001	<0.001	
9/16/2020		<0.001			0.00026 (J)
3/16/2021		0.00022 (J)	<0.001		<0.001
3/17/2021	0.00047 (J)			0.00016 (J)	
8/18/2021	<0.001	<0.001			
8/19/2021			<0.001	<0.001	<0.001
2/22/2022			<0.001		
2/23/2022	<0.001	<0.001		<0.001	<0.001
8/2/2022	<0.001		<0.001	<0.001	
8/3/2022		<0.001			<0.001
2/7/2023		<0.001		<0.001	
2/8/2023	<0.001		<0.001		<0.001

# Time Series

Constituent: Thallium (mg/L) Analysis Run 3/7/2023 10:25 AM  
Plant McIntosh Client: Southern Company Data: McIntosh LF4 CCR

	GWC-20	GWC-21	GWC-23	GWC-9
8/25/2004				<0.001
9/11/2004				<0.001
9/26/2004				<0.001
10/13/2004				<0.001
7/11/2005				<0.001
12/7/2005				<0.001
6/22/2006				<0.001
11/28/2006				<0.001
7/6/2007				<0.001
12/13/2007				<0.001
6/20/2008				<0.001
12/7/2008				<0.001
7/9/2009				<0.001
12/29/2009				<0.001
6/22/2010				<0.001
1/5/2011				<0.001
7/9/2011				<0.001
1/21/2012				<0.001
7/11/2012				<0.001
1/19/2013				<0.001
7/18/2013				<0.001
1/15/2014				<0.001
6/20/2015				<0.001
12/9/2015	0.0001 (J)	<0.001		
12/14/2015	9E-05 (J)	<0.001		
12/29/2015	0.0001 (J)	<0.001		
1/14/2016	0.000118 (J)	<0.001		<0.001
1/25/2016	0.000102 (J)	<0.001		
4/19/2016				<0.001
4/21/2016	<0.001	<0.001		
6/15/2016				<0.001
6/16/2016	5.2E-05 (J)	2.7E-05 (J)	<0.001	
8/10/2016	<0.001	<0.001	<0.001	<0.001
9/27/2016	<0.001	0.00016 (J)		<0.001
9/28/2016			<0.001	
11/15/2016	<0.001	<0.001		<0.001
11/16/2016			<0.001	
1/12/2017		<0.001		
1/13/2017	<0.001			<0.001
1/17/2017			<0.001	
3/1/2017	<0.001	<0.001		<0.001
3/2/2017			<0.001	
4/24/2017		<0.001		<0.001
4/25/2017	<0.001		<0.001	
7/13/2017			<0.001	
7/24/2017				<0.001
7/25/2017	<0.001	<0.001	9E-05 (J)	
1/11/2018		<0.001		
1/12/2018	<0.001		0.00011 (J)	<0.001
7/11/2018	<0.001	<0.001		
7/12/2018			0.0001 (J)	<0.001
1/29/2019	<0.001			

# Time Series

Constituent: Thallium (mg/L) Analysis Run 3/7/2023 10:25 AM  
Plant McIntosh Client: Southern Company Data: McIntosh LF4 CCR

---

	GWC-20	GWC-21	GWC-23	GWC-9
1/30/2019		<0.001	0.00016 (J)	<0.001
3/27/2019	<0.001	<0.001	0.00011	<0.001
9/11/2019	0.00034 (J)	0.00041 (J)	0.00034 (J)	0.00023 (J)
4/1/2020	<0.001	<0.001	<0.001	<0.001
9/15/2020	<0.001	<0.001	<0.001	
9/16/2020				<0.001
3/16/2021	<0.001			
3/17/2021		<0.001	<0.001	<0.001
8/19/2021	<0.001	<0.001	<0.001	<0.001
2/22/2022	<0.001			
2/23/2022		<0.001	<0.001	<0.001
8/3/2022	<0.001			<0.001
8/4/2022		<0.001	<0.001	
2/8/2023	<0.001	<0.001	<0.001	<0.001



# Time Series

Constituent: Total Dissolved Solids (mg/L) Analysis Run 3/7/2023 10:25 AM

Plant McIntosh Client: Southern Company Data: McIntosh LF4 CCR

	GWA-13 (bg)	GWA-14 (bg)	GWA-15 (bg)	GWA-16 (bg)	GWA-2 (bg)
4/19/2016					<25
4/20/2016	<10	<10		<10	
4/21/2016			<25		
6/14/2016	47	65			55
6/15/2016			58	67	
8/9/2016	10	24	6	4 (J)	6
9/26/2016					24
9/27/2016	16	14	16	18	
11/15/2016	4 (J)	18	18	26	38
1/10/2017					18
1/11/2017		6	8	<10	
1/12/2017	26				
2/28/2017	6	14	4 (J)		12
3/1/2017				6	
4/19/2017					14
4/20/2017	<10	<10	10	<10	
10/10/2017					10
10/11/2017	32	22	26	24	
1/10/2018	10				6
1/11/2018		36	56	6	
7/11/2018	28 (J)	20 (J)	<5 (J)	24 (J)	16 (J)
1/29/2019	24	22	23	26	36
3/26/2019	<10	17	17	27	
3/27/2019					36
9/10/2019	21	16		13	
9/11/2019			15		28
3/31/2020	17				
4/1/2020		<10	21	15	32
9/15/2020	17	17	13	14	22
3/16/2021	23	17		20	24
3/17/2021			29		
8/17/2021		19		19	48
8/18/2021	21				
8/19/2021			21		
2/22/2022	17	16	22	17	27
8/2/2022	<10	13	11	<10	12
2/6/2023	19				
2/7/2023		23	23	24	32

# Time Series

Constituent: Total Dissolved Solids (mg/L) Analysis Run 3/7/2023 10:25 AM

Plant McIntosh Client: Southern Company Data: McIntosh LF4 CCR

	GWA-3 (bg)	GWA-4A (bg)	GWA-5 (bg)	GWC-1	GWC-10
4/19/2016	<10				
4/20/2016		<5	<5	<25	
4/21/2016					49
6/14/2016	46	67	62		
6/15/2016				52	
6/16/2016					109
8/9/2016	18		6		
8/10/2016				10	58
8/11/2016		<5			
9/27/2016	30	28	10	30	100
11/14/2016	26	48			
11/15/2016			32	32	94
1/10/2017	18	22			
1/11/2017			12		
1/12/2017				52	110
2/28/2017	22	32	<5		
3/1/2017				44	110
4/19/2017	14				
4/20/2017		20	34	20	
4/24/2017					32
10/10/2017		24			
10/11/2017	30		40	54	
10/12/2017					74
12/12/2017					150
1/10/2018	28	42	48		
1/11/2018				100	150
7/11/2018	12 (J)	<5 (J)	22 (J)		
7/12/2018				24 (J)	140 (J)
1/29/2019	27	26	34		
1/30/2019				55 (J)	160 (J)
3/26/2019		39	21		
3/27/2019	35			26	130
9/10/2019		36	13		
9/11/2019	15			49	130
3/31/2020		27	28		
4/1/2020	20			39	130
9/15/2020	<10		23	25	140
9/16/2020		21			
3/16/2021	25			29	130
3/17/2021		36	31		
8/17/2021	21				
8/18/2021				33	140
8/19/2021		26	20		
2/22/2022	16		21		
2/23/2022		21		31	130
8/2/2022	11		11		
8/3/2022		20		33	130
2/7/2023	25	21	24	34	
2/8/2023					130

# Time Series

Constituent: Total Dissolved Solids (mg/L) Analysis Run 3/7/2023 10:25 AM

Plant McIntosh Client: Southern Company Data: McIntosh LF4 CCR

	GWC-11	GWC-12	GWC-17 (bg)	GWC-18 (bg)	GWC-19
4/19/2016				106	34
4/20/2016	32	41	29		
6/15/2016	81	27	85		
6/16/2016				150	34
8/9/2016			<5		
8/10/2016	64	6			32
8/11/2016				78	
9/27/2016	60	16	6		
9/28/2016				43	13
11/15/2016	72	22	24		64
11/16/2016				140	
1/11/2017			20	64	
1/12/2017	84	44			
1/16/2017					12
3/1/2017	64	8	38	88	72
4/20/2017		<5	6		
4/24/2017	46				
4/25/2017				92	62
10/11/2017	88		48		
10/12/2017		12		54	38
12/13/2017	68				
1/11/2018	10	34	18		
1/12/2018				110	81
7/11/2018			22 (J)	16 (J)	38 (J)
7/12/2018	94 (J)	26 (J)			
1/29/2019			37		62
1/30/2019	89 (J)	22 (J)		100 (J)	
3/27/2019	79	24	38	79	61
9/11/2019	39	28	31	45	49
4/1/2020		20	27	73	52
4/2/2020	63				
9/15/2020	82		26	64	
9/16/2020		17			60
3/16/2021		19	25		65
3/17/2021	81			59	
8/18/2021	97	20			
8/19/2021			32	71	57
2/22/2022			27		
2/23/2022	70	16		54	41
8/2/2022	35		15	39	
8/3/2022		25			50
2/7/2023		27		90	
2/8/2023	71		35		54

# Time Series

Constituent: Total Dissolved Solids (mg/L) Analysis Run 3/7/2023 10:25 AM

Plant McIntosh Client: Southern Company Data: McIntosh LF4 CCR

	GWC-20	GWC-21	GWC-23	GWC-9
4/19/2016				49
4/21/2016	28	<5		
6/15/2016				84
6/16/2016	42	30	78	
8/10/2016	6	<5	88	44
9/27/2016	20	14		30
9/28/2016			35	
11/15/2016	82	58		32
11/16/2016			98	
1/12/2017		38		
1/13/2017	36			54
1/17/2017			36	
3/1/2017	40	32		34
3/2/2017			38	
4/24/2017		16		<10
4/25/2017	14		28	
7/13/2017			20	
10/12/2017	22	12	24	20
1/11/2018		20		
1/12/2018	56		43	48
7/11/2018	32 (J)	52 (J)		
7/12/2018			40	42 (J)
1/29/2019	27			
1/30/2019		43 (J)	38 (J)	42 (J)
3/27/2019	57	33	42	34
9/11/2019	45	23	24	43
4/1/2020	26	21	25	36
9/15/2020	34	24	27	
9/16/2020				<10
3/16/2021	37			
3/17/2021		24	24	40
8/19/2021	40	32	32	37
2/22/2022	33			
2/23/2022		26	23	30
8/3/2022	35			42
8/4/2022		26	33	
2/8/2023	31	32	31	44

# Time Series

Constituent: Vanadium (mg/L) Analysis Run 3/7/2023 10:25 AM  
 Plant McIntosh Client: Southern Company Data: McIntosh LF4 CCR

	GWA-13 (bg)	GWA-14 (bg)	GWA-15 (bg)	GWA-16 (bg)	GWA-2 (bg)
8/25/2004					<0.002
9/11/2004					<0.002
9/26/2004					<0.002
10/13/2004					<0.002
7/11/2005					<0.002
12/7/2005					<0.002
6/22/2006					<0.002
11/28/2006					<0.002
7/6/2007					<0.002
12/13/2007					<0.002
6/20/2008					<0.002
12/7/2008					<0.002
7/9/2009					<0.002
12/28/2009					<0.002
6/22/2010					<0.002
1/4/2011					<0.002
7/9/2011					<0.002
1/21/2012					<0.002
7/11/2012					0.0051
1/20/2013					<0.002
7/19/2013					<0.002
1/15/2014					<0.002
7/11/2014					<0.002
1/16/2015					<0.002
6/20/2015					<0.002
12/7/2015	<0.002	<0.002	<0.002	<0.002	
12/14/2015				<0.002	
12/15/2015	<0.002	<0.002	<0.002		
12/28/2015			<0.002	<0.002	
12/29/2015	<0.002	<0.002			
1/13/2016	<0.002	<0.002	<0.002	<0.002	
1/16/2016					<0.002
1/25/2016	<0.002	<0.002	<0.002	<0.002	
6/14/2016	0.00055 (J)	0.00033 (J)			0.00044 (J)
6/15/2016			0.0003 (J)	0.00015 (J)	
1/10/2017					0.0014 (J)
1/11/2017		<0.002	0.0017 (J)	0.0015 (J)	
1/12/2017	0.0018 (J)				
7/17/2017					<0.002
7/18/2017	<0.002				
7/19/2017		<0.002	<0.002	<0.002	
1/10/2018	<0.002				<0.002
1/11/2018		<0.002	<0.002	<0.002	
7/11/2018	<0.002	<0.002	<0.002	<0.002	<0.002
1/29/2019	0.0018 (J)	<0.002	<0.002	<0.002	<0.002
3/26/2019	<0.002	<0.002	0.0041	0.0019	
3/27/2019					0.0019
9/10/2019	0.0027	0.002		0.0019	
9/11/2019			0.0016		0.0014
3/31/2020	<0.002				
4/1/2020		<0.002	<0.002	<0.002	<0.002
9/15/2020	<0.002	<0.002	<0.002	<0.002	<0.002

# Time Series

Constituent: Vanadium (mg/L) Analysis Run 3/7/2023 10:25 AM  
Plant McIntosh Client: Southern Company Data: McIntosh LF4 CCR

---

	GWA-13 (bg)	GWA-14 (bg)	GWA-15 (bg)	GWA-16 (bg)	GWA-2 (bg)
3/16/2021	<0.002	<0.002		<0.002	<0.002
3/17/2021			<0.002		
8/17/2021		<0.002		<0.002	<0.002
8/18/2021	<0.002				
8/19/2021			<0.002		
2/22/2022	<0.002	<0.002	<0.002	<0.002	0.001
8/2/2022	<0.002	<0.002	<0.002	<0.002	<0.002
2/6/2023	<0.002				
2/7/2023		<0.002	<0.002	<0.002	<0.002

# Time Series

Constituent: Vanadium (mg/L) Analysis Run 3/7/2023 10:25 AM  
 Plant McIntosh Client: Southern Company Data: McIntosh LF4 CCR

	GWA-3 (bg)	GWA-4A (bg)	GWA-5 (bg)	GWC-1	GWC-10
8/25/2004	<0.002	<0.002	<0.002	<0.002	<0.001
9/11/2004	<0.002	<0.002	<0.002	<0.002	<0.001
9/26/2004	<0.002	<0.002	<0.002	<0.002	<0.001
10/13/2004	<0.002	<0.002	<0.002		<0.001
7/11/2005	<0.002	<0.002	<0.002	<0.002	<0.001
12/7/2005	<0.002	<0.002	<0.002	<0.002	<0.001
6/22/2006	<0.002	<0.002	<0.002	<0.002	<0.001
11/28/2006	<0.002	<0.002	<0.002	<0.002	<0.001
7/6/2007	0.0031	<0.002	<0.002	<0.002	<0.001
12/13/2007	<0.002	<0.002	<0.002	<0.002	<0.001
6/20/2008	0.005	0.0033	<0.002	<0.002	<0.001
12/7/2008	<0.002	<0.002	<0.002	<0.002	<0.001
7/9/2009	<0.002	<0.002	<0.002	<0.002	
7/10/2009					<0.001
12/28/2009	<0.002			<0.002	
12/29/2009			<0.002		<0.001
12/30/2009		<0.002			
6/22/2010	<0.002	<0.002	<0.002	<0.002	<0.001
1/4/2011		<0.002	<0.002	<0.002	<0.001
1/5/2011	0.056 (O)				
7/9/2011	0.0033		<0.002	0.0032	
7/10/2011		<0.002			<0.001
1/20/2012	<0.002				
1/21/2012		<0.002	<0.002	<0.002	<0.001
7/11/2012	<0.002	<0.002	<0.002	<0.002	<0.001
1/19/2013	<0.002		<0.002		
1/20/2013		<0.002		<0.002	<0.001
7/18/2013	<0.002		<0.002		
7/19/2013		<0.002		<0.002	<0.001
1/15/2014	<0.002		<0.002	<0.002	
1/16/2014		<0.002			<0.001
7/10/2014		<0.002	<0.002		<0.001
7/11/2014	<0.002			<0.002	
1/15/2015	<0.002		<0.002		
1/16/2015		<0.002		<0.002	0.00098 (J)
6/19/2015	<0.002		0.0035 (J)		
6/20/2015		<0.002		0.0017 (J)	0.0019 (J)
1/14/2016		<0.002	<0.002		
1/16/2016	<0.002			<0.002	0.0008 (J)
6/14/2016	0.00027 (J)	0.00028 (J)	0.00047 (J)		
6/15/2016				0.00031 (J)	
6/16/2016					0.0011 (J)
1/10/2017	0.0015 (J)	0.0014 (J)			
1/11/2017			0.0016 (J)		
1/12/2017				0.0031	0.0087 (o)
7/18/2017	<0.002	<0.002	<0.002		
7/19/2017				<0.002	
7/24/2017					0.0027
1/10/2018	<0.002	<0.002	<0.002		
1/11/2018				<0.002	<0.001
7/11/2018	<0.002	<0.002	<0.002		
7/12/2018				<0.002	<0.001

# Time Series

Constituent: Vanadium (mg/L) Analysis Run 3/7/2023 10:25 AM  
Plant McIntosh Client: Southern Company Data: McIntosh LF4 CCR

	GWA-3 (bg)	GWA-4A (bg)	GWA-5 (bg)	GWC-1	GWC-10
1/29/2019	<0.002	<0.002	<0.002		
1/30/2019				<0.002	0.0027 (J)
3/26/2019		0.0027	0.0015		
3/27/2019	0.0047			<0.002	0.0065 (o)
9/10/2019		0.0018	0.0018		
9/11/2019	0.0012			0.0013	0.0022
3/31/2020		<0.002	<0.002		
4/1/2020	<0.002			<0.002	0.0012
9/15/2020	<0.002		<0.002	<0.002	<0.001
9/16/2020		<0.002			
3/16/2021	<0.002			<0.002	0.0013
3/17/2021		<0.002	<0.002		
8/17/2021	<0.002				
8/18/2021				0.0011	0.0015
8/19/2021		<0.002	<0.002		
2/22/2022	<0.002		<0.002		
2/23/2022		<0.002		<0.002	0.0011
8/2/2022	<0.002		<0.002		
8/3/2022		0.00097 (J)		<0.002	0.002
2/7/2023	<0.002	<0.002	<0.002	<0.002	
2/8/2023					0.001 (J)



# Time Series

Constituent: Vanadium (mg/L) Analysis Run 3/7/2023 10:25 AM  
 Plant McIntosh Client: Southern Company Data: McIntosh LF4 CCR

	GWC-11	GWC-12	GWC-17 (bg)	GWC-18 (bg)	GWC-19
8/25/2004	<0.0025	<0.002			
9/11/2004	<0.0025	<0.002			
9/26/2004	<0.0025	<0.002			
10/13/2004	<0.0025	<0.002			
7/11/2005	<0.0025	<0.002			
12/7/2005	<0.0025	<0.002			
6/22/2006	<0.0025	<0.002			
11/28/2006	<0.0025	<0.002			
7/6/2007	<0.0025	<0.002			
12/13/2007	<0.0025	<0.002			
6/20/2008	0.0093 (o)	<0.002			
12/7/2008	<0.0025	<0.002			
7/10/2009	<0.0025	<0.002			
12/28/2009		<0.002			
12/29/2009	<0.0025				
6/22/2010	0.0025	<0.002			
1/4/2011		<0.002			
1/5/2011	<0.0025				
7/9/2011	<0.0025	<0.002			
1/20/2012		<0.002			
1/21/2012	<0.0025				
7/11/2012	<0.0025	<0.002			
1/19/2013	<0.0025	<0.002			
7/18/2013		<0.002			
7/19/2013	<0.0025				
1/15/2014	<0.0025	<0.002			
7/11/2014	0.001 (J)	<0.002			
1/15/2015		<0.002			
1/16/2015	0.00089 (J)				
6/19/2015		<0.002			
6/20/2015	0.0017 (J)				
12/8/2015			<0.002	0.0023 (J)	0.0023 (J)
12/14/2015			<0.002	0.0028 (J)	
12/15/2015					0.0016 (J)
12/28/2015			<0.002	0.0024 (J)	0.0013 (J)
1/13/2016			<0.002		
1/14/2016	0.0017 (J)			0.0022 (J)	0.0014 (J)
1/16/2016		<0.002			
1/26/2016			<0.002	0.0022 (J)	0.0013 (J)
6/15/2016	0.0018 (J)	0.0004 (J)	0.00047 (J)		
6/16/2016				0.0041 (J)	0.00092 (J)
1/11/2017			<0.002	0.003	
1/12/2017	0.01 (o)	0.0075 (o)			
1/16/2017					0.0067
7/19/2017			<0.002		
7/20/2017		0.0015 (J)			
7/24/2017	0.0015 (J)				
7/25/2017				0.0055	0.0035
1/11/2018	<0.0025	<0.002	<0.002		
1/12/2018				0.0022 (J)	<0.001
7/11/2018			<0.002	0.0016 (J)	<0.001
7/12/2018	<0.0025	<0.002			

# Time Series

Constituent: Vanadium (mg/L) Analysis Run 3/7/2023 10:25 AM  
Plant McIntosh Client: Southern Company Data: McIntosh LF4 CCR

	GWC-11	GWC-12	GWC-17 (bg)	GWC-18 (bg)	GWC-19
1/29/2019			<0.002		<0.001
1/30/2019	<0.0025	<0.002		0.0042 (J)	
3/27/2019	0.0016	0.0078 (o)	0.004	0.0074	<0.001
9/11/2019	0.0025	0.0011	0.0018	0.0037	0.0023
4/1/2020		<0.002	<0.002	0.0024	<0.001
4/2/2020	0.0016				
9/15/2020	0.001		<0.002	0.0022	
9/16/2020		<0.002			<0.001
3/16/2021		<0.002	<0.002		<0.001
3/17/2021	0.0015			0.0026	
8/18/2021	0.0018	<0.002			
8/19/2021			0.0013	0.003	0.0015
2/22/2022			<0.002		
2/23/2022	0.0013	<0.002		0.0025	0.00088 (J)
8/2/2022	0.0014		<0.002	0.0028	
8/3/2022		0.0016			0.0022
2/7/2023		<0.002		0.0038	
2/8/2023	0.00095 (J)		<0.002		0.00088 (J)

# Time Series

Constituent: Vanadium (mg/L) Analysis Run 3/7/2023 10:25 AM  
Plant McIntosh Client: Southern Company Data: McIntosh LF4 CCR

	GWC-20	GWC-21	GWC-23	GWC-9
8/25/2004				<0.002
9/11/2004				<0.002
9/26/2004				<0.002
10/13/2004				<0.002
7/11/2005				<0.002
12/7/2005				<0.002
6/22/2006				<0.002
11/28/2006				<0.002
7/6/2007				<0.002
12/13/2007				<0.002
6/20/2008				0.0037
12/7/2008				<0.002
7/9/2009				<0.002
12/29/2009				<0.002
6/22/2010				<0.002
1/5/2011				<0.002
7/9/2011				<0.002
1/21/2012				<0.002
7/11/2012				<0.002
1/19/2013				<0.002
7/18/2013				<0.002
1/15/2014				<0.002
7/10/2014				<0.002
1/16/2015				<0.002
6/20/2015				<0.002
12/9/2015	<0.002	<0.002		
12/14/2015	<0.002	<0.002		
12/29/2015	<0.002	<0.002		
1/14/2016	<0.002	<0.002		<0.002
1/25/2016	<0.002	<0.002		
6/15/2016				0.00019 (J)
6/16/2016	0.00054 (J)	0.00048 (J)	0.00063 (J)	
1/12/2017		0.0058		
1/13/2017	0.0074			0.0091 (o)
1/17/2017			0.0026	
7/24/2017				0.0027
7/25/2017	0.0034	0.0029	0.003	
1/11/2018		<0.002		
1/12/2018	<0.002		<0.002	<0.002
7/11/2018	<0.002	<0.002		
7/12/2018			<0.002	<0.002
1/29/2019	<0.002			
1/30/2019		<0.002	<0.002	<0.002
3/27/2019	0.0031	0.0049	0.0055	0.006
9/11/2019	0.0018	0.0015	0.0015	0.0015
4/1/2020	<0.002	<0.002	<0.002	<0.002
9/15/2020	<0.002	<0.002	<0.002	
9/16/2020				<0.002
3/16/2021	<0.002			
3/17/2021		<0.002	<0.002	<0.002
8/19/2021	<0.002	0.001	0.0011	<0.002
2/22/2022	<0.002			

# Time Series

Constituent: Vanadium (mg/L) Analysis Run 3/7/2023 10:25 AM  
Plant McIntosh Client: Southern Company Data: McIntosh LF4 CCR

---

	GWC-20	GWC-21	GWC-23	GWC-9
2/23/2022		<0.002	<0.002	<0.002
8/3/2022	0.0017			0.0016
8/4/2022		0.0019	0.00095 (J)	
2/8/2023	<0.002	<0.002	<0.002	<0.002

# Time Series

Constituent: Zinc (mg/L) Analysis Run 3/7/2023 10:25 AM  
 Plant McIntosh Client: Southern Company Data: McIntosh LF4 CCR

	GWA-13 (bg)	GWA-14 (bg)	GWA-15 (bg)	GWA-16 (bg)	GWA-2 (bg)
8/25/2004					0.014
9/11/2004					<0.02
9/26/2004					<0.02
10/13/2004					<0.02
7/11/2005					<0.02
12/7/2005					<0.02
6/22/2006					0.0041
11/28/2006					0.0033
7/6/2007					0.0036
12/13/2007					<0.02
6/20/2008					0.0045
12/7/2008					0.0031
7/9/2009					0.004
12/28/2009					0.0027
6/22/2010					0.0028
1/4/2011					0.0027
7/9/2011					0.0051
1/21/2012					0.004
7/11/2012					0.0075
1/20/2013					0.0034
7/19/2013					<0.02
1/15/2014					0.0049
7/11/2014					0.0038
1/16/2015					0.0032
6/20/2015					0.0042
12/7/2015	0.0034	0.0044	0.0052	0.0048	
12/14/2015				0.0038	
12/15/2015	0.003	0.0031	0.0046		
12/28/2015			0.0042	0.0042	
12/29/2015	0.0028	0.0028			
1/13/2016	0.0025	0.0028	0.0038	0.0036	
1/16/2016					0.0042
1/25/2016	0.0022 (J)	0.0034	0.0036	0.0033	
6/14/2016	0.0042 (J)	0.0036 (J)			0.0043 (J)
6/15/2016			0.0028 (J)	0.0032 (J)	
1/10/2017					0.0084 (J)
1/11/2017		0.013 (J)	0.014 (J)	<0.005	
1/12/2017	<0.005				
7/17/2017					<0.02
7/18/2017	<0.005				
7/19/2017		<0.005	<0.005	<0.005	
1/10/2018	<0.005				<0.02
1/11/2018		<0.005	<0.005	<0.005	
7/11/2018	<0.005	<0.005	<0.005	<0.005	<0.02
1/29/2019	<0.005	0.0048 (J)	0.0059 (J)	0.0024 (J)	0.0064 (J)
3/26/2019	<0.005	<0.005	<0.005	<0.005	
3/27/2019					<0.02
9/10/2019	0.0061	0.0069		0.006	
9/11/2019			0.0062		0.0089
3/31/2020	<0.005				
4/1/2020		<0.005	<0.005	<0.005	0.0066
9/15/2020	0.0037 (J)	0.024	0.0033 (J)	0.0033 (J)	0.0049 (J)

# Time Series

Constituent: Zinc (mg/L) Analysis Run 3/7/2023 10:25 AM  
Plant McIntosh Client: Southern Company Data: McIntosh LF4 CCR

---

	GWA-13 (bg)	GWA-14 (bg)	GWA-15 (bg)	GWA-16 (bg)	GWA-2 (bg)
3/16/2021	<0.005	0.007		0.005	0.0045 (J)
3/17/2021			0.0063		
8/17/2021		<0.005		<0.005	0.004 (J)
8/18/2021	<0.005				
8/19/2021			<0.005		
2/22/2022	<0.005	0.0054	0.0057	0.0076	0.0055
8/2/2022	<0.005	0.0042 (J)	0.0039 (J)	0.0032 (J)	0.0074
2/6/2023	<0.005				
2/7/2023		0.0031 (J)	<0.005	0.0063	0.0051

# Time Series

Constituent: Zinc (mg/L) Analysis Run 3/7/2023 10:25 AM  
 Plant McIntosh Client: Southern Company Data: McIntosh LF4 CCR

	GWA-3 (bg)	GWA-4A (bg)	GWA-5 (bg)	GWC-1	GWC-10
8/25/2004	<0.005	<0.005	0.017	0.012	<0.005
9/11/2004	<0.005	<0.005	<0.005	<0.005	0.01
9/26/2004	<0.005	<0.005	<0.005	<0.005	<0.005
10/13/2004	<0.005	<0.005	<0.005		<0.005
7/11/2005	<0.005	<0.005	<0.005	<0.005	<0.005
12/7/2005	<0.005	0.06 (O)	<0.005	0.015	<0.005
6/22/2006	0.0042	0.0061	0.0033	0.0044	0.0034
11/28/2006	0.0048	0.0064	0.0034	0.0034	0.019
7/6/2007	0.045	0.011	0.0037	0.0029	<0.005
12/13/2007	0.005	0.0061	<0.005	<0.005	<0.005
6/20/2008	0.012	0.009	0.0042	0.0035	0.0039
12/7/2008	0.042	0.0071	0.0049	0.0036	<0.005
7/9/2009	0.0038	0.0059	0.0032	0.0032	
7/10/2009					<0.005
12/28/2009	<0.005			0.0032	
12/29/2009			0.0031		<0.005
12/30/2009		0.0038			
6/22/2010	<0.005	0.0044	<0.005	0.0032	<0.005
1/4/2011		0.0038	0.0029	<0.005	<0.005
1/5/2011	0.057 (O)				
7/9/2011	0.0085		0.0038	0.0076	
7/10/2011		0.005			0.0026
1/20/2012	0.0057				
1/21/2012		0.0074	0.0057	0.0034	<0.005
7/11/2012	<0.005	0.0047	0.0032	0.0028	<0.005
1/19/2013	<0.005		0.0032		
1/20/2013		<0.005		0.0032	<0.005
7/18/2013	0.0028		0.0027		
7/19/2013		0.0032		0.0028	<0.005
1/15/2014	0.0047		0.0059	0.0047	
1/16/2014		0.019			0.0031
7/10/2014		0.0038	0.0064		0.0012 (J)
7/11/2014	0.0025			0.0041	
1/15/2015	0.002 (J)		0.0024 (J)		
1/16/2015		0.0045		0.0035	0.0017 (J)
6/19/2015	0.0019 (J)		0.0057		
6/20/2015		0.0023 (J)		0.0043	0.0036
1/14/2016		0.0024 (J)	0.0022 (J)		
1/16/2016	0.0033			0.002 (J)	<0.005
6/14/2016	0.0028 (J)	0.0053 (J)	0.0028 (J)		
6/15/2016				0.0027 (J)	
6/16/2016					<0.005
1/10/2017	0.0079 (J)	<0.005			
1/11/2017			0.013 (J)		
1/12/2017				<0.005	<0.005
7/18/2017	<0.005	<0.005	<0.005		
7/19/2017				<0.005	
7/24/2017					<0.005
1/10/2018	<0.005	<0.005	<0.005		
1/11/2018				<0.005	<0.005
7/11/2018	<0.005	0.0098 (J)	<0.005		
7/12/2018				<0.005	<0.005

# Time Series

Constituent: Zinc (mg/L) Analysis Run 3/7/2023 10:25 AM  
Plant McIntosh Client: Southern Company Data: McIntosh LF4 CCR

	GWA-3 (bg)	GWA-4A (bg)	GWA-5 (bg)	GWC-1	GWC-10
1/29/2019	<0.005	0.0064 (J)	0.0027 (J)		
1/30/2019				0.0031 (J)	<0.005
3/26/2019		0.01	<0.005		
3/27/2019	<0.005			<0.005	<0.005
9/10/2019		0.012	0.022		
9/11/2019	0.012			0.0088	0.0058
3/31/2020		0.013	<0.005		
4/1/2020	<0.005			0.0046 (J)	<0.005
9/15/2020	<0.005		0.0049 (J)	0.0049 (J)	0.0043 (J)
9/16/2020		0.011			
3/16/2021	0.0035 (J)			0.0047 (J)	<0.005
3/17/2021		0.0039 (J)	0.0041 (J)		
8/17/2021	<0.005				
8/18/2021				0.0035 (J)	<0.005
8/19/2021		0.004 (J)	<0.005		
2/22/2022	<0.005		<0.005		
2/23/2022		<0.005		<0.005	<0.005
8/2/2022	0.033		0.0051		
8/3/2022		0.012		0.0073	0.0046 (J)
2/7/2023	0.0032 (J)	0.0031 (J)	0.0037 (J)	0.0055	
2/8/2023					<0.005



# Time Series

Constituent: Zinc (mg/L) Analysis Run 3/7/2023 10:25 AM  
 Plant McIntosh Client: Southern Company Data: McIntosh LF4 CCR

	GWC-11	GWC-12	GWC-17 (bg)	GWC-18 (bg)	GWC-19
8/25/2004	<0.005	<0.005			
9/11/2004	<0.005	0.01			
9/26/2004	<0.005	<0.005			
10/13/2004	<0.005	<0.005			
7/11/2005	<0.005	<0.005			
12/7/2005	<0.005	<0.005			
6/22/2006	0.0025	0.0038			
11/28/2006	0.0026	0.007			
7/6/2007	0.0025	0.0025			
12/13/2007	<0.005	0.0032			
6/20/2008	0.0089	0.0044			
12/7/2008	0.041 (O)	0.0042			
7/10/2009	<0.005	0.0025			
12/28/2009		0.0027			
12/29/2009	<0.005				
6/22/2010	<0.005	<0.005			
1/4/2011		0.0033			
1/5/2011	<0.005				
7/9/2011	<0.005	0.0043			
1/20/2012		0.0038			
1/21/2012	0.005				
7/11/2012	0.0025	0.0035			
1/19/2013	<0.005	0.0028			
7/18/2013		0.0028			
7/19/2013	<0.005				
1/15/2014	0.0034	0.0053			
7/11/2014	0.0019 (J)	0.0034			
1/15/2015		0.003			
1/16/2015	<0.005				
6/19/2015		0.0035			
6/20/2015	<0.005				
12/8/2015			0.0058	0.0017 (J)	0.0035
12/14/2015			0.006	0.0028	
12/15/2015					0.0028
12/28/2015			0.0058	0.0024 (J)	0.0023 (J)
1/13/2016			0.0056		
1/14/2016	0.0022 (J)			0.0036	0.012
1/16/2016		0.0023 (J)			
1/26/2016			0.0046	0.0036	0.0034
6/15/2016	0.0028 (J)	0.0031 (J)	0.0053 (J)		
6/16/2016				0.0052 (J)	0.0026 (J)
1/11/2017			0.018 (J)	0.025	
1/12/2017	<0.005	<0.005			
1/16/2017					<0.005
7/19/2017			<0.02		
7/20/2017		<0.005			
7/24/2017	<0.005				
7/25/2017				<0.005	<0.005
1/11/2018	<0.005	<0.005	<0.02		
1/12/2018				<0.005	<0.005
7/11/2018			<0.02	<0.005	<0.005
7/12/2018	<0.005	<0.005			

# Time Series

Constituent: Zinc (mg/L) Analysis Run 3/7/2023 10:25 AM  
Plant McIntosh Client: Southern Company Data: McIntosh LF4 CCR

	GWC-11	GWC-12	GWC-17 (bg)	GWC-18 (bg)	GWC-19
1/29/2019			0.0059 (J)		0.0051 (J)
1/30/2019	<0.005	<0.005		0.5 (o)	
3/27/2019	<0.005	<0.005	<0.02	<0.005	<0.005
9/11/2019	0.005	0.0066	0.013	0.0058	0.0046 (J)
4/1/2020		<0.005	0.005	<0.005	<0.005
4/2/2020	0.0049 (J)				
9/15/2020	<0.005		0.0052	0.0032 (J)	
9/16/2020		0.0033 (J)			0.004 (J)
3/16/2021		<0.005	0.006		<0.005
3/17/2021	0.0032 (J)			0.0032 (J)	
8/18/2021	<0.005	0.0081			
8/19/2021			0.013	0.015	0.017
2/22/2022			0.0046 (J)		
2/23/2022	<0.005	<0.005		<0.005	<0.005
8/2/2022	0.0052		0.0074	0.0058	
8/3/2022		0.0071			0.0057
2/7/2023		<0.005		0.0032 (J)	
2/8/2023	<0.005		0.0061		<0.005

# Time Series

Constituent: Zinc (mg/L) Analysis Run 3/7/2023 10:25 AM  
 Plant McIntosh Client: Southern Company Data: McIntosh LF4 CCR

	GWC-20	GWC-21	GWC-23	GWC-9
8/25/2004				<0.005
9/11/2004				<0.005
9/26/2004				<0.005
10/13/2004				<0.005
7/11/2005				<0.005
12/7/2005				<0.005
6/22/2006				<0.005
11/28/2006				0.0034
7/6/2007				0.0049
12/13/2007				<0.005
6/20/2008				0.006
12/7/2008				0.0043
7/9/2009				<0.005
12/29/2009				0.0061
6/22/2010				<0.005
1/5/2011				<0.005
7/9/2011				0.0077
1/21/2012				0.0032
7/11/2012				<0.005
1/19/2013				<0.005
7/18/2013				<0.005
1/15/2014				0.0036
7/10/2014				0.0024 (J)
1/16/2015				0.0055
6/20/2015				<0.005
12/9/2015	0.0035	0.0016 (J)		
12/14/2015	0.0056	0.0015 (J)		
12/29/2015	0.0084	<0.005		
1/14/2016	0.0048	0.0052		<0.005
1/25/2016	0.0069	0.0017 (J)		
6/15/2016				0.0037 (J)
6/16/2016	0.0048 (J)	0.0097 (J)	0.0098 (J)	
1/12/2017		<0.005		
1/13/2017	<0.005			<0.005
1/17/2017			<0.02	
7/24/2017				<0.005
7/25/2017	<0.005	<0.005	0.0069 (J)	
1/11/2018		<0.005		
1/12/2018	<0.005		<0.02	<0.005
7/11/2018	<0.005	<0.005		
7/12/2018			<0.02	<0.005
1/29/2019	<0.005			
1/30/2019		0.0025 (J)	0.0049 (J)	0.051
3/27/2019	<0.005	<0.005	<0.02	<0.005
9/11/2019	0.0073	0.0063	0.0086	0.0058
4/1/2020	<0.005	0.0032 (J)	0.0033 (J)	<0.005
9/15/2020	0.0044 (J)	<0.005	0.004 (J)	
9/16/2020				0.0035 (J)
3/16/2021	<0.005			
3/17/2021		<0.005	0.0033 (J)	<0.005
8/19/2021	<0.005	<0.005	0.0081	<0.005
2/22/2022	0.0034 (J)			

# Time Series

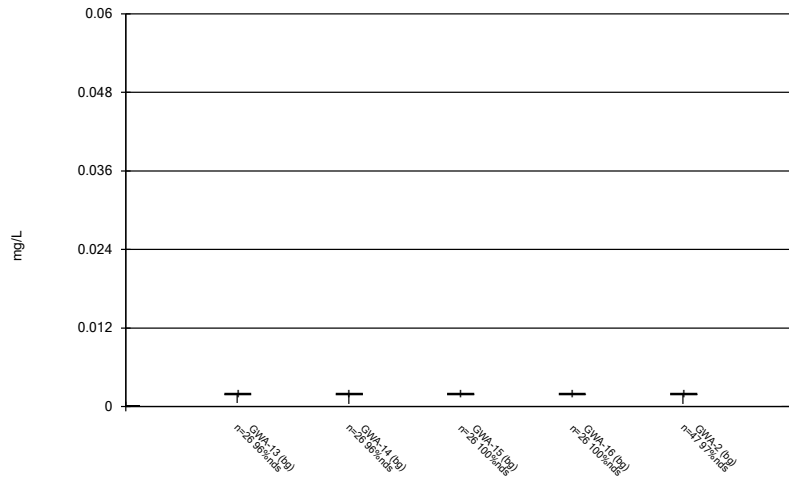
Constituent: Zinc (mg/L) Analysis Run 3/7/2023 10:25 AM  
Plant McIntosh Client: Southern Company Data: McIntosh LF4 CCR

---

	GWC-20	GWC-21	GWC-23	GWC-9
2/23/2022		0.004 (J)	0.017	<0.005
8/3/2022	0.0042 (J)			0.005
8/4/2022		0.016	0.016	
2/8/2023	<0.005	<0.005	0.0046 (J)	<0.005

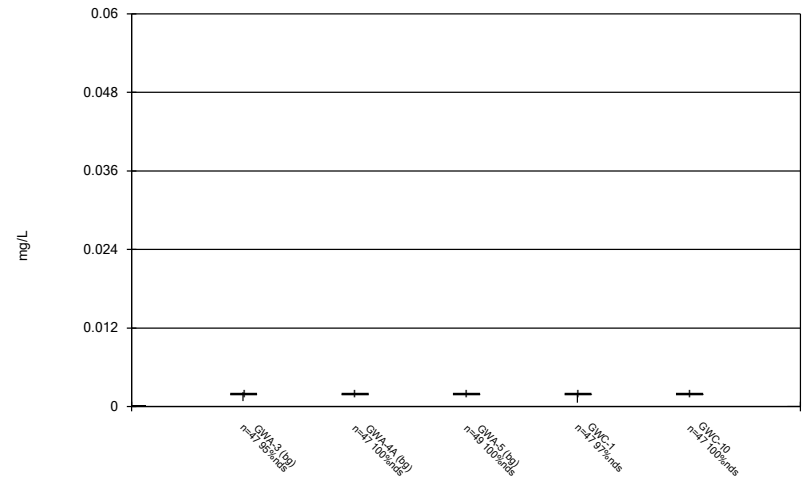
FIGURE B.

### Box & Whiskers Plot



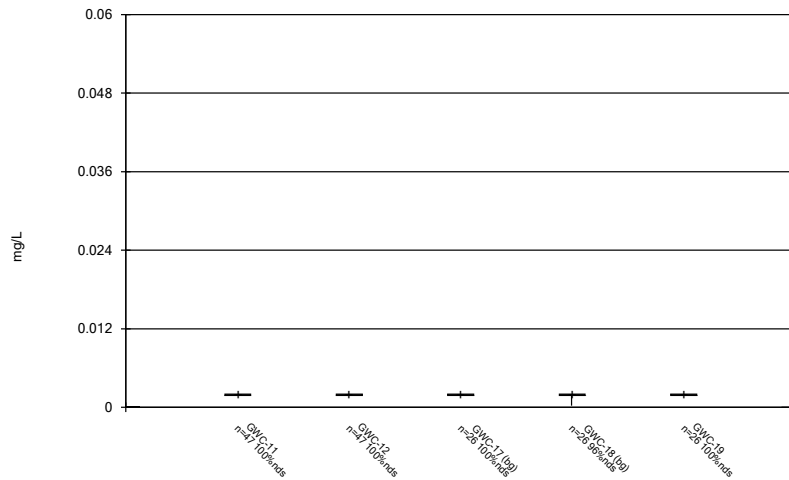
Constituent: Antimony Analysis Run 3/7/2023 10:25 AM  
Plant McIntosh Client: Southern Company Data: McIntosh LF4 CCR

### Box & Whiskers Plot



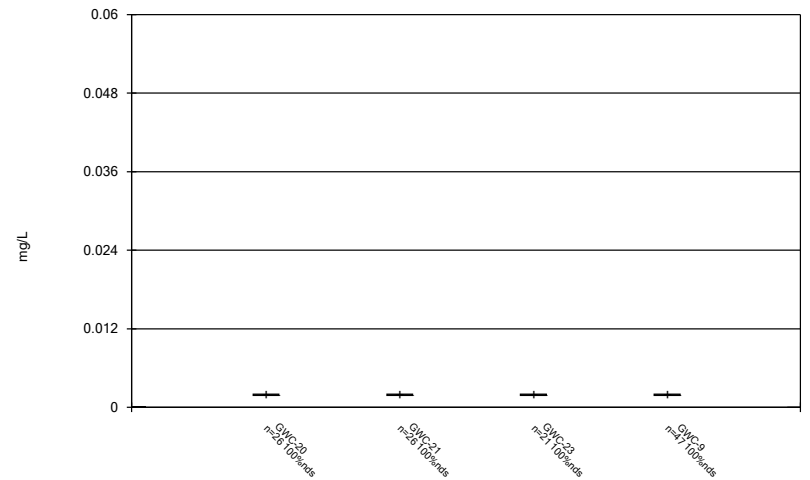
Constituent: Antimony Analysis Run 3/7/2023 10:25 AM  
Plant McIntosh Client: Southern Company Data: McIntosh LF4 CCR

### Box & Whiskers Plot



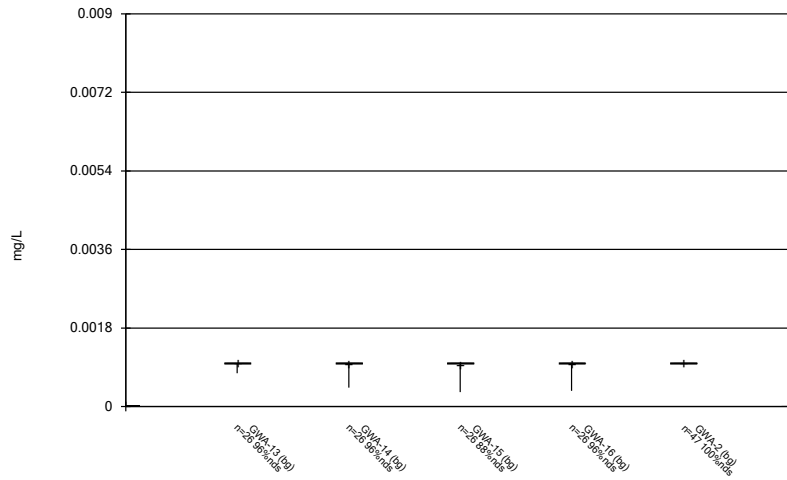
Constituent: Antimony Analysis Run 3/7/2023 10:25 AM  
Plant McIntosh Client: Southern Company Data: McIntosh LF4 CCR

### Box & Whiskers Plot



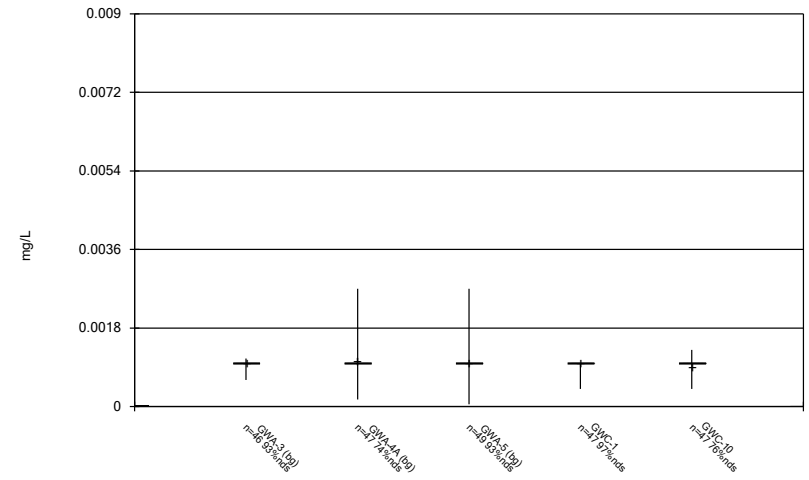
Constituent: Antimony Analysis Run 3/7/2023 10:25 AM  
Plant McIntosh Client: Southern Company Data: McIntosh LF4 CCR

Box & Whiskers Plot



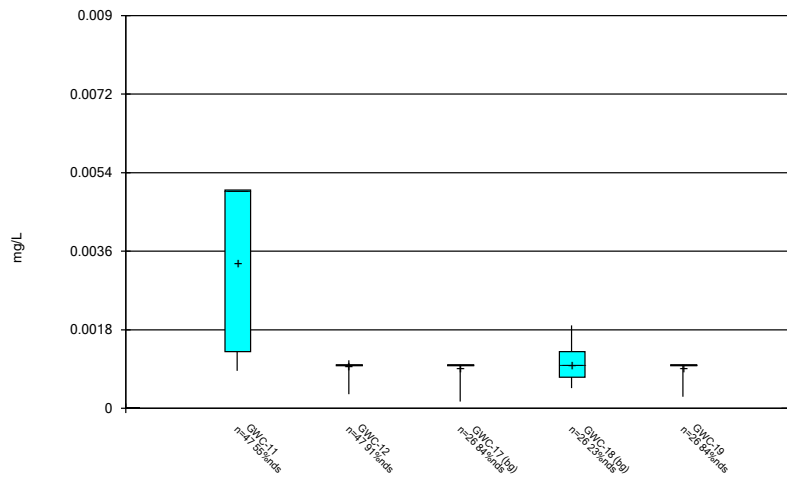
Constituent: Arsenic Analysis Run 3/7/2023 10:25 AM  
 Plant McIntosh Client: Southern Company Data: McIntosh LF4 CCR

Box & Whiskers Plot



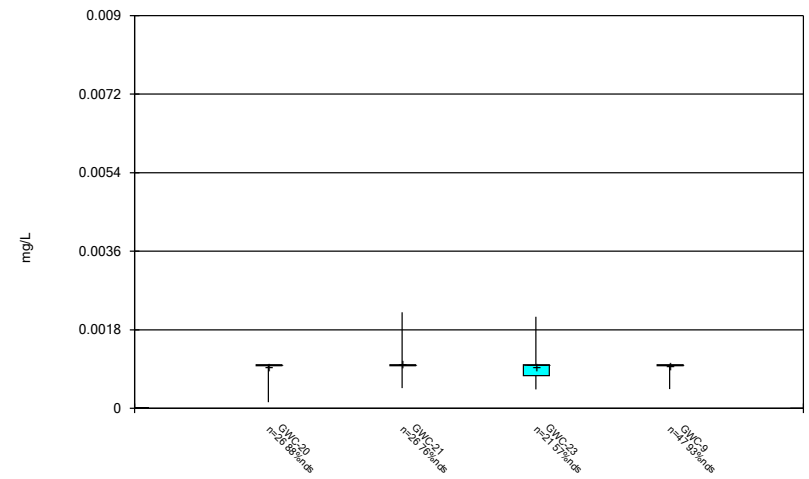
Constituent: Arsenic Analysis Run 3/7/2023 10:25 AM  
 Plant McIntosh Client: Southern Company Data: McIntosh LF4 CCR

Box & Whiskers Plot



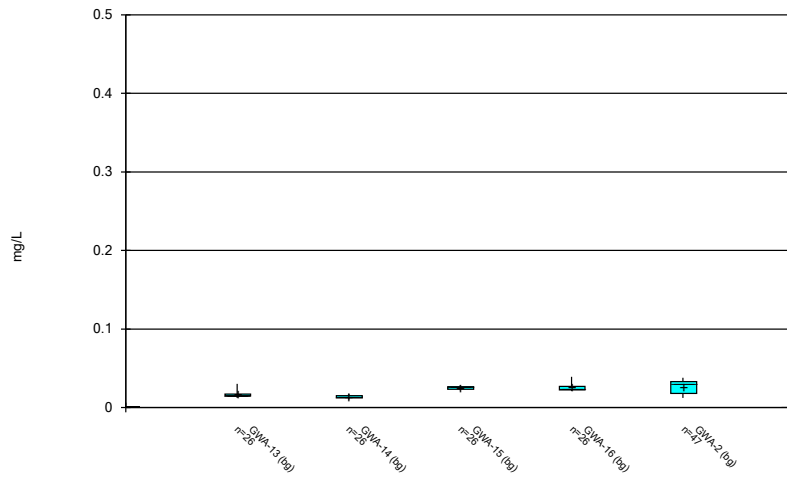
Constituent: Arsenic Analysis Run 3/7/2023 10:25 AM  
 Plant McIntosh Client: Southern Company Data: McIntosh LF4 CCR

Box & Whiskers Plot



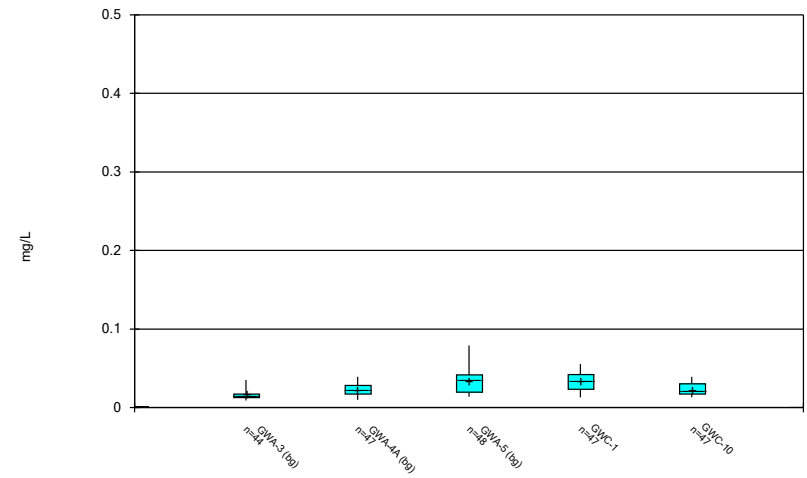
Constituent: Arsenic Analysis Run 3/7/2023 10:25 AM  
 Plant McIntosh Client: Southern Company Data: McIntosh LF4 CCR

### Box & Whiskers Plot



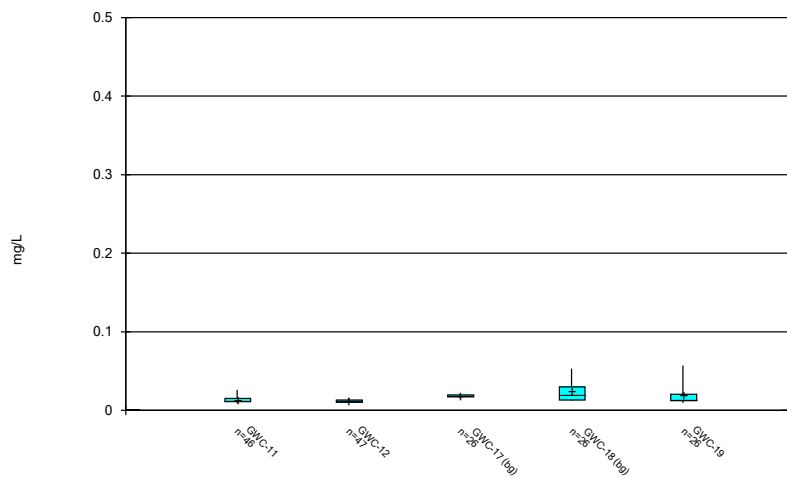
Constituent: Barium Analysis Run 3/7/2023 10:25 AM  
Plant McIntosh Client: Southern Company Data: McIntosh LF4 CCR

### Box & Whiskers Plot



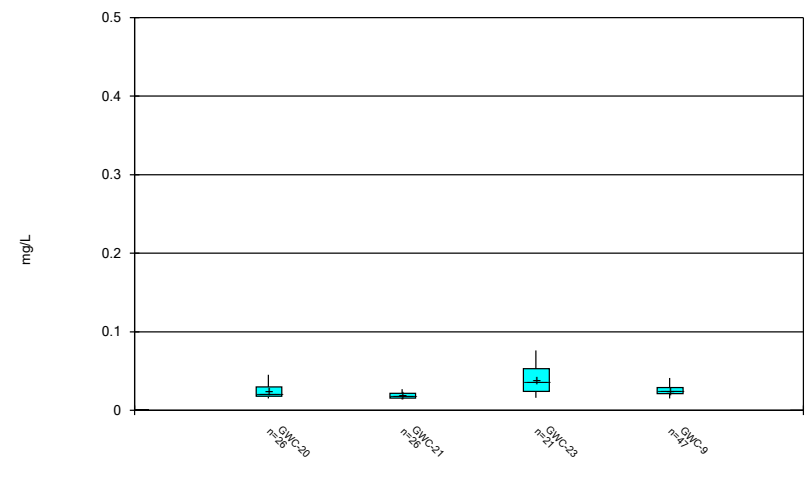
Constituent: Barium Analysis Run 3/7/2023 10:25 AM  
Plant McIntosh Client: Southern Company Data: McIntosh LF4 CCR

### Box & Whiskers Plot



Constituent: Barium Analysis Run 3/7/2023 10:25 AM  
Plant McIntosh Client: Southern Company Data: McIntosh LF4 CCR

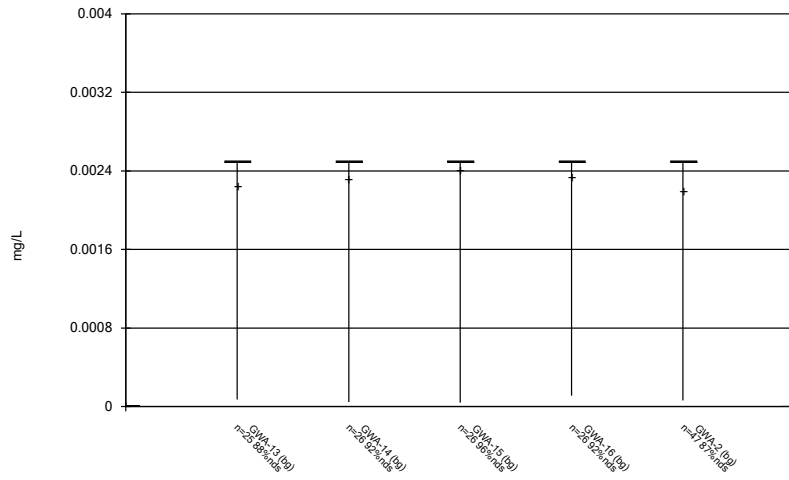
### Box & Whiskers Plot



Constituent: Barium Analysis Run 3/7/2023 10:25 AM  
Plant McIntosh Client: Southern Company Data: McIntosh LF4 CCR

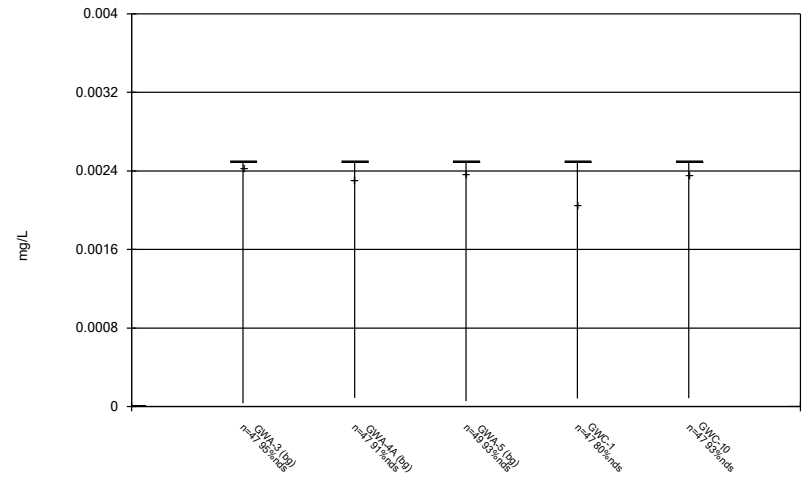


### Box & Whiskers Plot



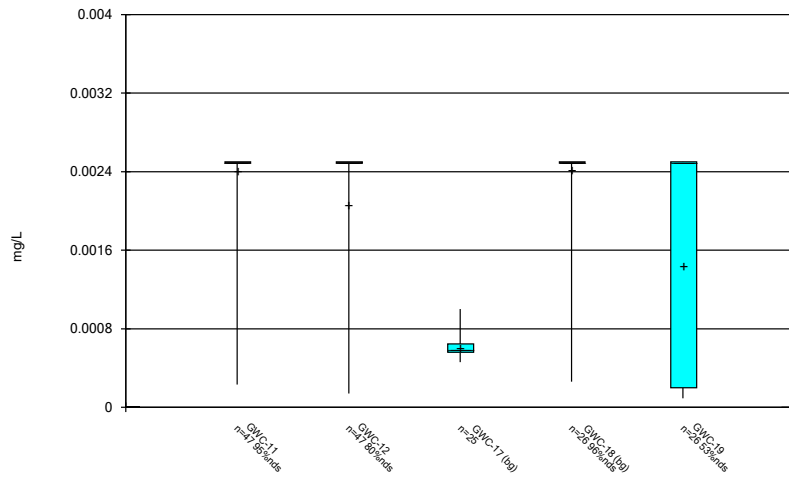
Constituent: Beryllium Analysis Run 3/7/2023 10:25 AM  
Plant McIntosh Client: Southern Company Data: McIntosh LF4 CCR

### Box & Whiskers Plot



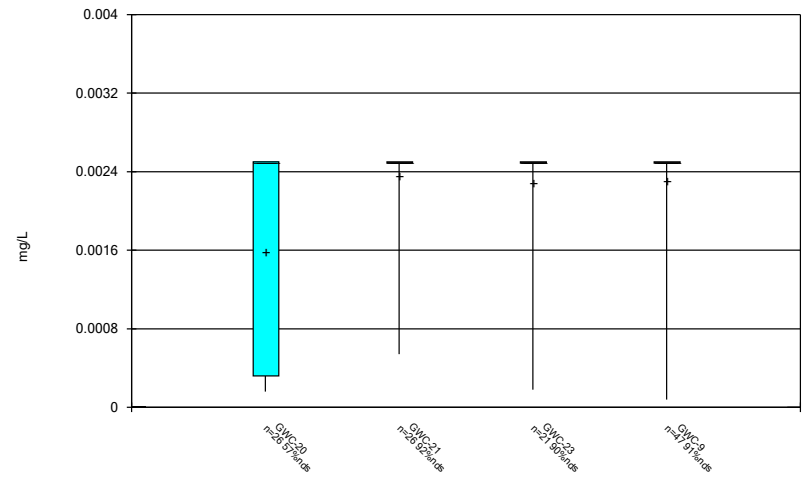
Constituent: Beryllium Analysis Run 3/7/2023 10:25 AM  
Plant McIntosh Client: Southern Company Data: McIntosh LF4 CCR

### Box & Whiskers Plot



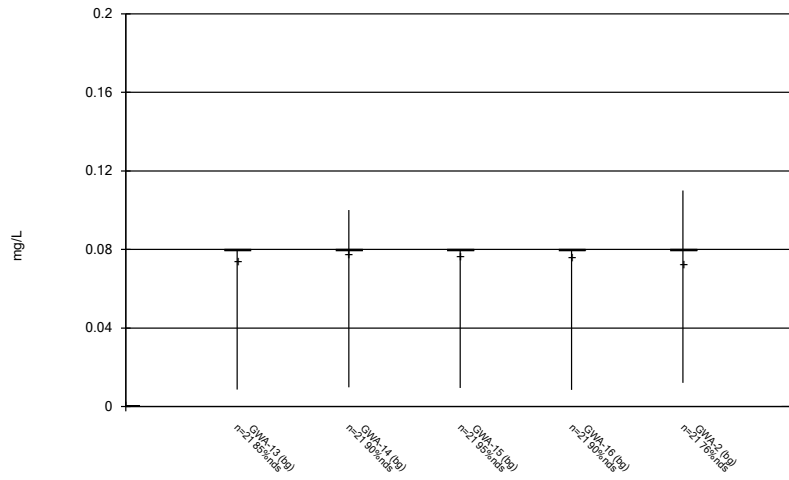
Constituent: Beryllium Analysis Run 3/7/2023 10:25 AM  
Plant McIntosh Client: Southern Company Data: McIntosh LF4 CCR

### Box & Whiskers Plot



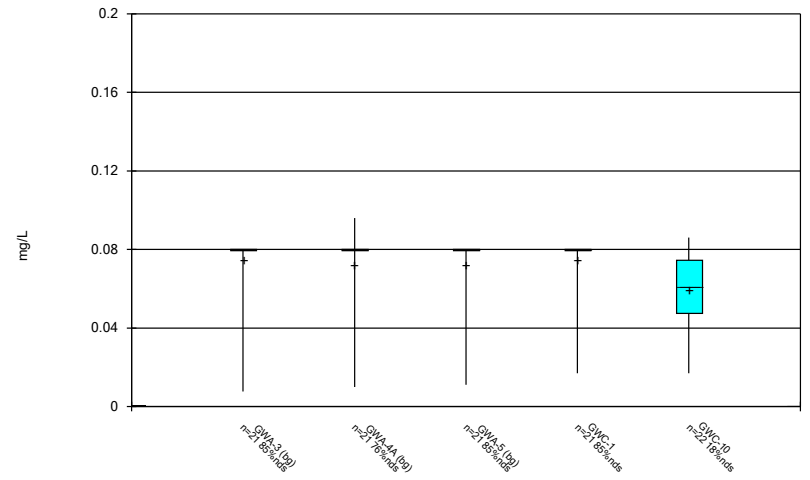
Constituent: Beryllium Analysis Run 3/7/2023 10:25 AM  
Plant McIntosh Client: Southern Company Data: McIntosh LF4 CCR

### Box & Whiskers Plot



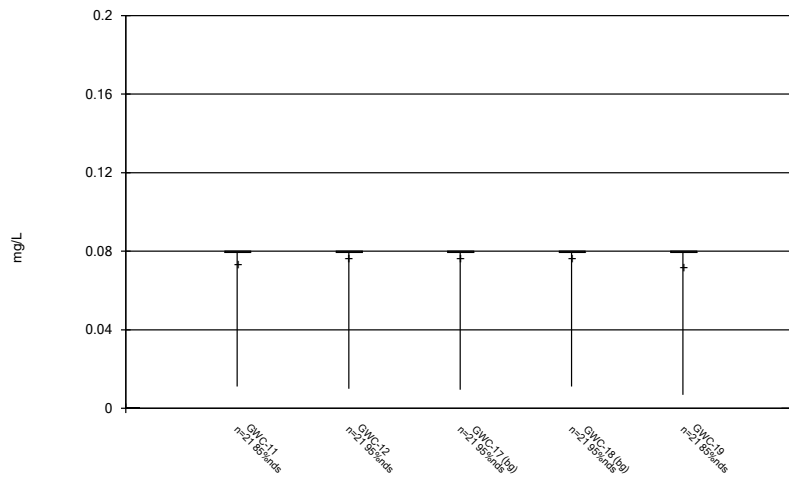
Constituent: Boron Analysis Run 3/7/2023 10:26 AM  
Plant McIntosh Client: Southern Company Data: McIntosh LF4 CCR

### Box & Whiskers Plot



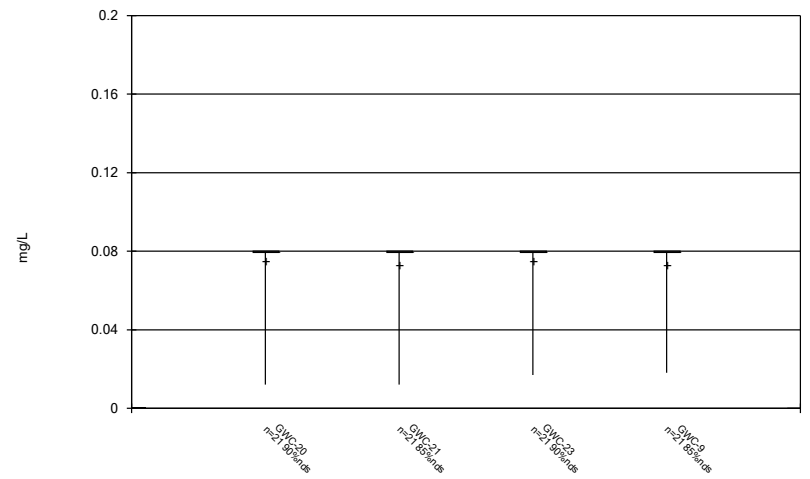
Constituent: Boron Analysis Run 3/7/2023 10:26 AM  
Plant McIntosh Client: Southern Company Data: McIntosh LF4 CCR

### Box & Whiskers Plot



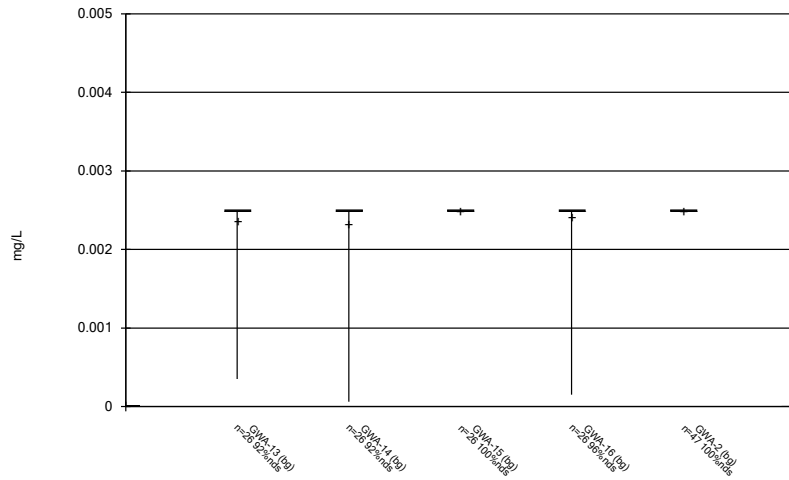
Constituent: Boron Analysis Run 3/7/2023 10:26 AM  
Plant McIntosh Client: Southern Company Data: McIntosh LF4 CCR

### Box & Whiskers Plot



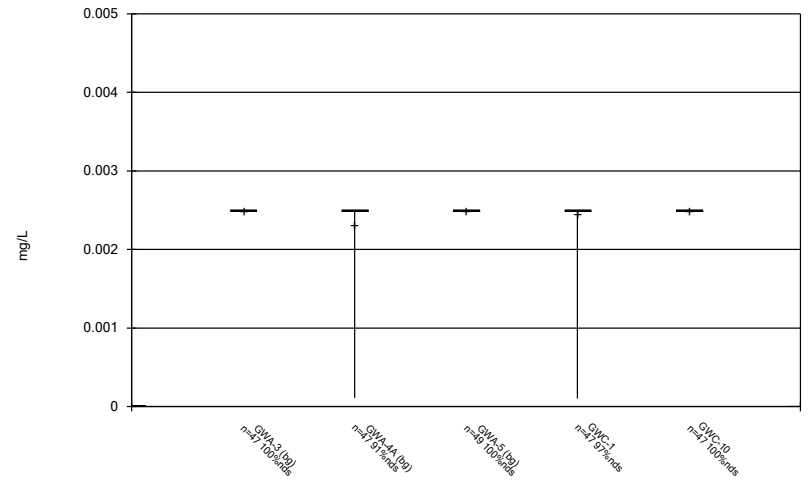
Constituent: Boron Analysis Run 3/7/2023 10:26 AM  
Plant McIntosh Client: Southern Company Data: McIntosh LF4 CCR

### Box & Whiskers Plot



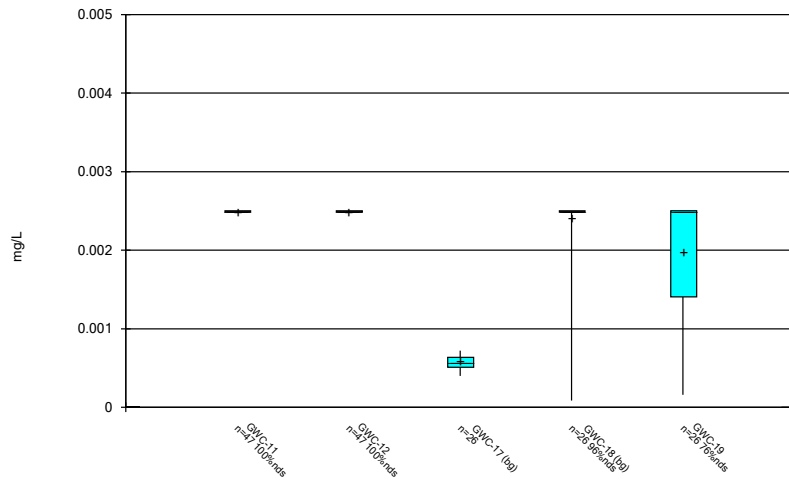
Constituent: Cadmium Analysis Run 3/7/2023 10:26 AM  
 Plant McIntosh Client: Southern Company Data: McIntosh LF4 CCR

### Box & Whiskers Plot



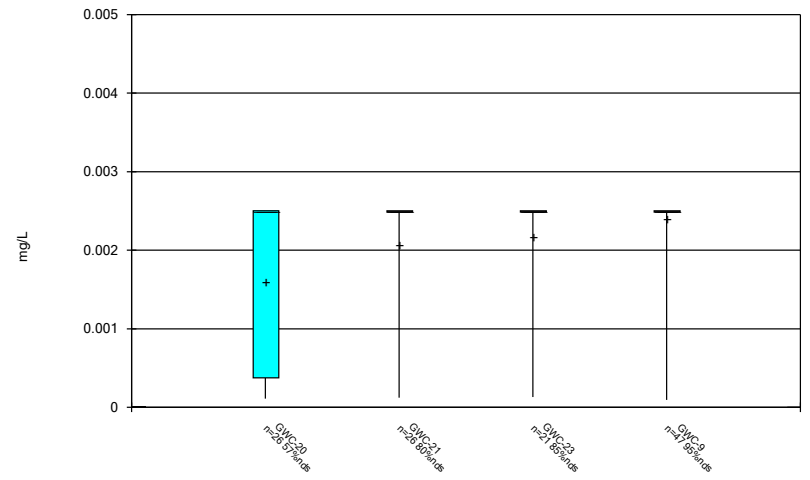
Constituent: Cadmium Analysis Run 3/7/2023 10:26 AM  
 Plant McIntosh Client: Southern Company Data: McIntosh LF4 CCR

### Box & Whiskers Plot



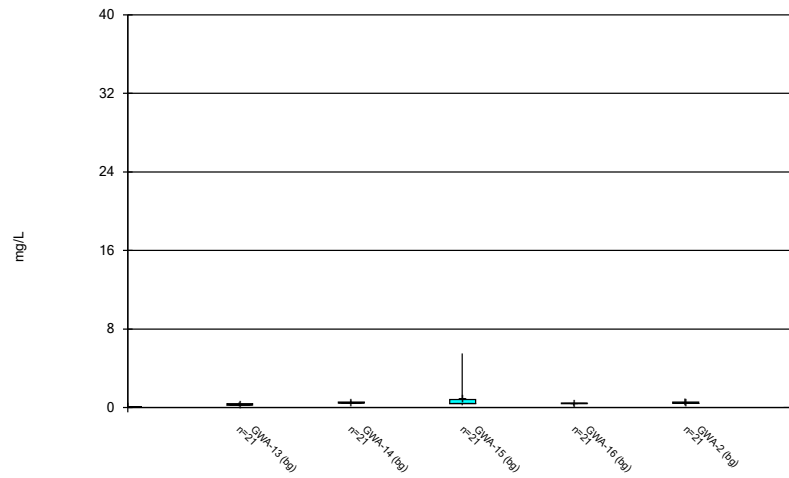
Constituent: Cadmium Analysis Run 3/7/2023 10:26 AM  
 Plant McIntosh Client: Southern Company Data: McIntosh LF4 CCR

### Box & Whiskers Plot



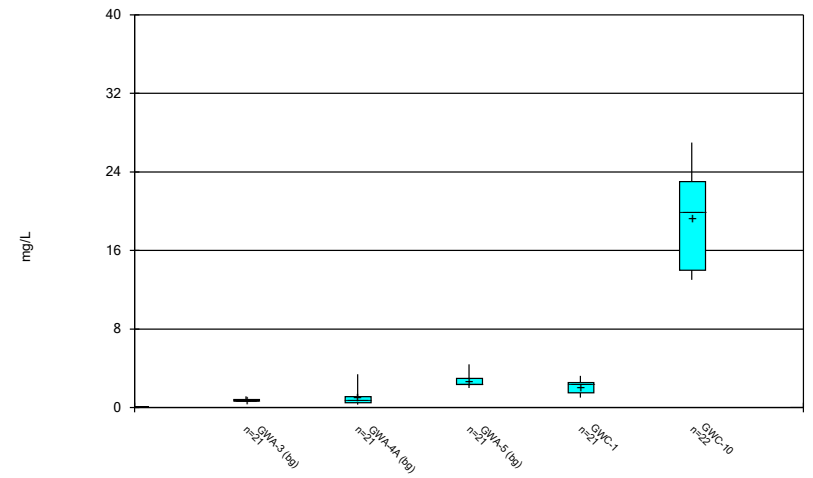
Constituent: Cadmium Analysis Run 3/7/2023 10:26 AM  
 Plant McIntosh Client: Southern Company Data: McIntosh LF4 CCR

### Box & Whiskers Plot



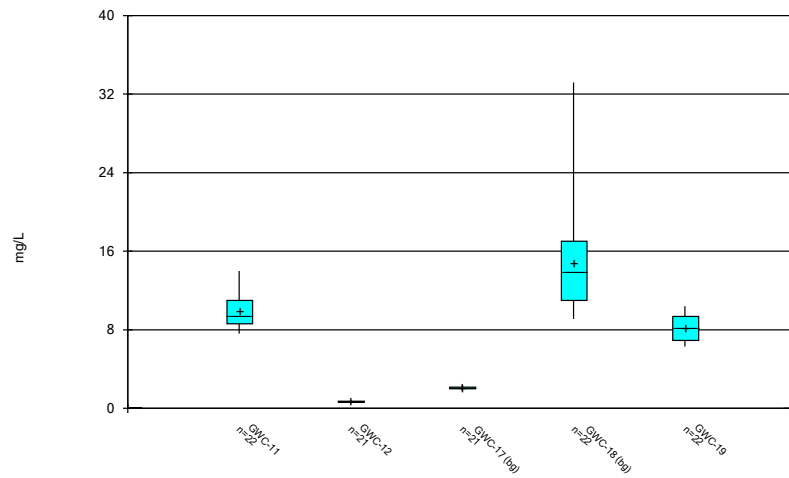
Constituent: Calcium Analysis Run 3/7/2023 10:26 AM  
 Plant McIntosh Client: Southern Company Data: McIntosh LF4 CCR

### Box & Whiskers Plot



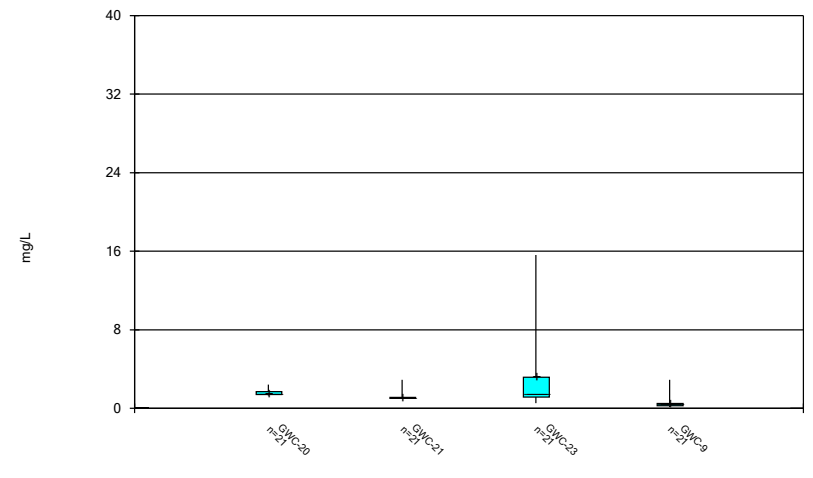
Constituent: Calcium Analysis Run 3/7/2023 10:26 AM  
 Plant McIntosh Client: Southern Company Data: McIntosh LF4 CCR

### Box & Whiskers Plot



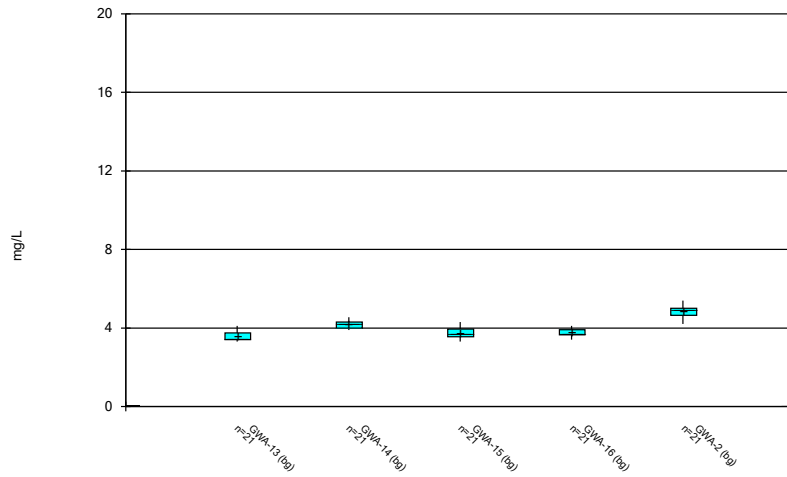
Constituent: Calcium Analysis Run 3/7/2023 10:26 AM  
 Plant McIntosh Client: Southern Company Data: McIntosh LF4 CCR

### Box & Whiskers Plot



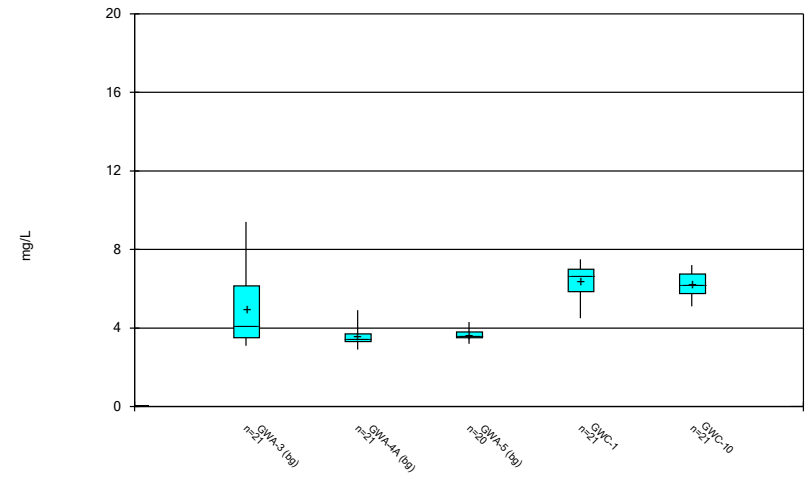
Constituent: Calcium Analysis Run 3/7/2023 10:26 AM  
 Plant McIntosh Client: Southern Company Data: McIntosh LF4 CCR

### Box & Whiskers Plot



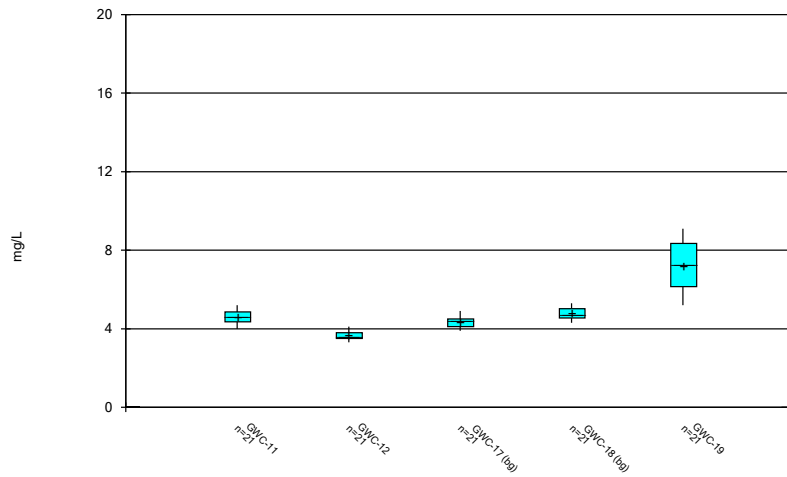
Constituent: Chloride Analysis Run 3/7/2023 10:26 AM  
Plant McIntosh Client: Southern Company Data: McIntosh LF4 CCR

### Box & Whiskers Plot



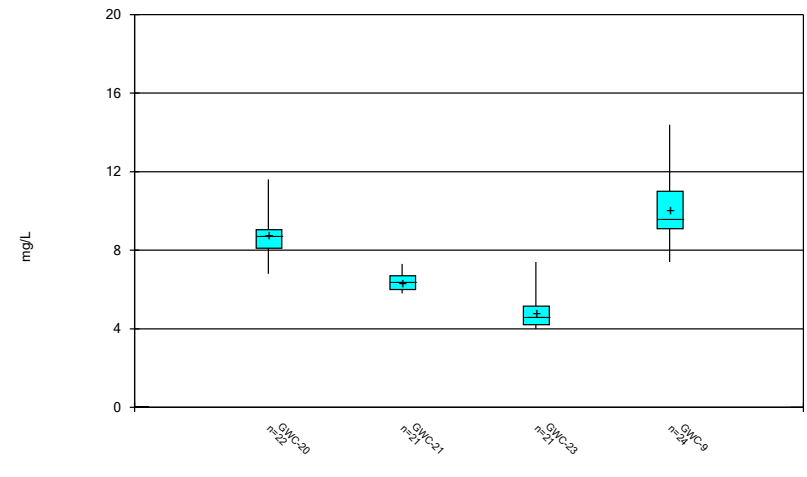
Constituent: Chloride Analysis Run 3/7/2023 10:26 AM  
Plant McIntosh Client: Southern Company Data: McIntosh LF4 CCR

### Box & Whiskers Plot



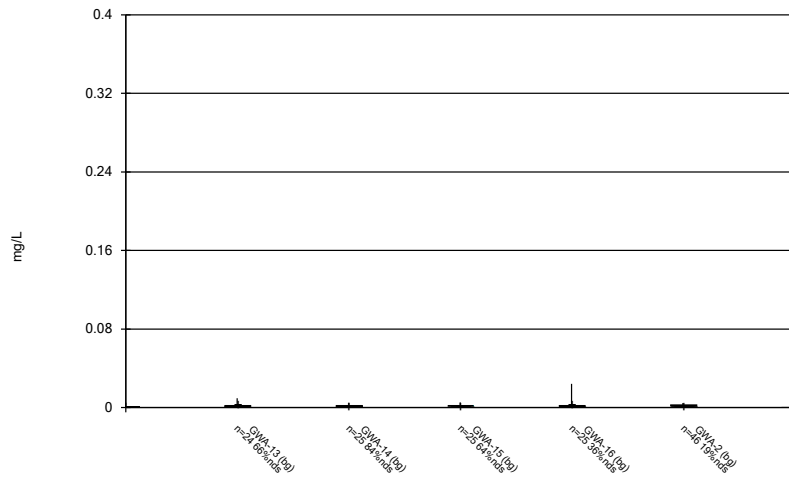
Constituent: Chloride Analysis Run 3/7/2023 10:26 AM  
Plant McIntosh Client: Southern Company Data: McIntosh LF4 CCR

### Box & Whiskers Plot



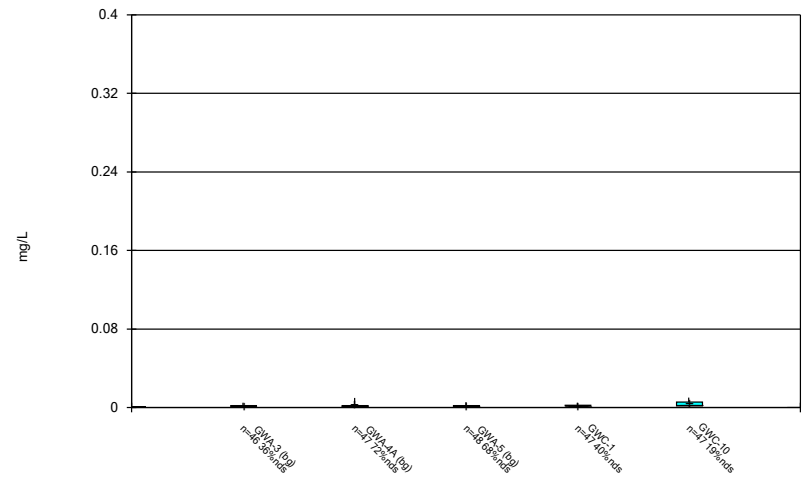
Constituent: Chloride Analysis Run 3/7/2023 10:26 AM  
Plant McIntosh Client: Southern Company Data: McIntosh LF4 CCR

### Box & Whiskers Plot



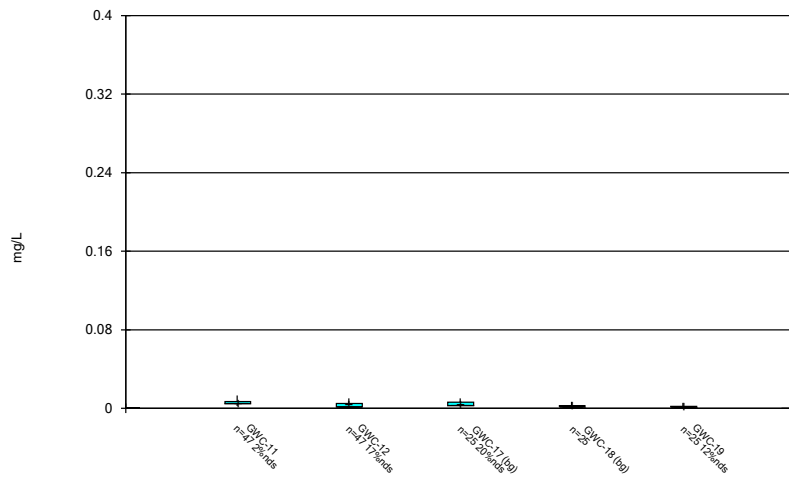
Constituent: Chromium Analysis Run 3/7/2023 10:26 AM  
Plant McIntosh Client: Southern Company Data: McIntosh LF4 CCR

### Box & Whiskers Plot



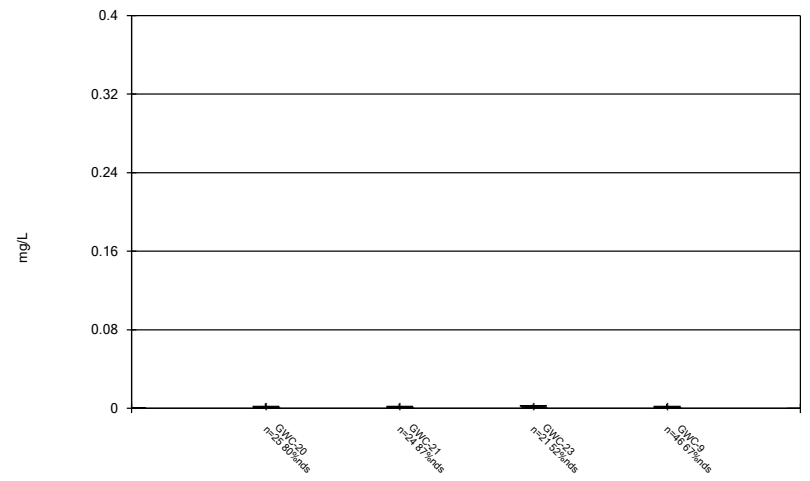
Constituent: Chromium Analysis Run 3/7/2023 10:26 AM  
Plant McIntosh Client: Southern Company Data: McIntosh LF4 CCR

### Box & Whiskers Plot



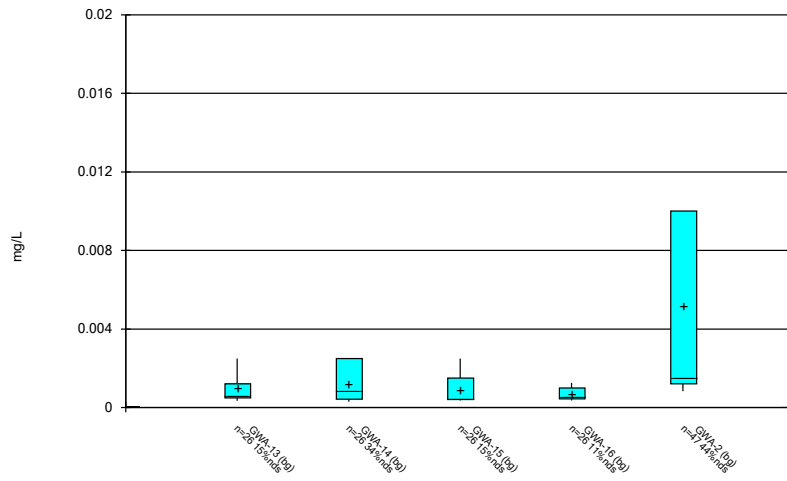
Constituent: Chromium Analysis Run 3/7/2023 10:26 AM  
Plant McIntosh Client: Southern Company Data: McIntosh LF4 CCR

### Box & Whiskers Plot



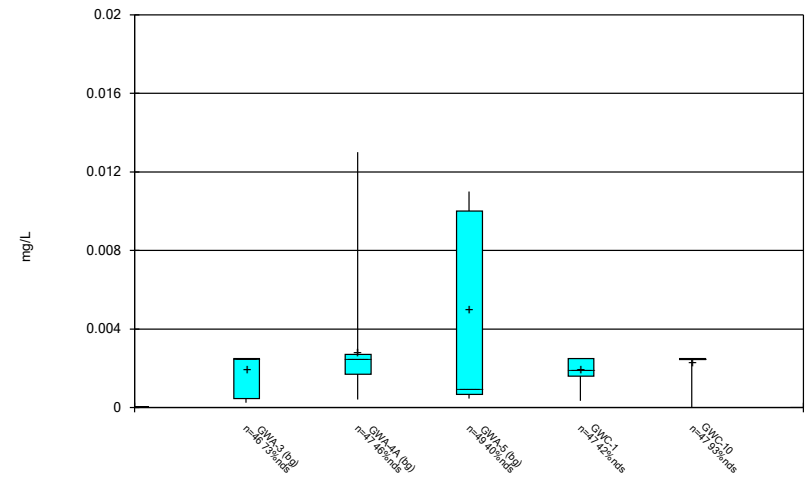
Constituent: Chromium Analysis Run 3/7/2023 10:26 AM  
Plant McIntosh Client: Southern Company Data: McIntosh LF4 CCR

### Box & Whiskers Plot



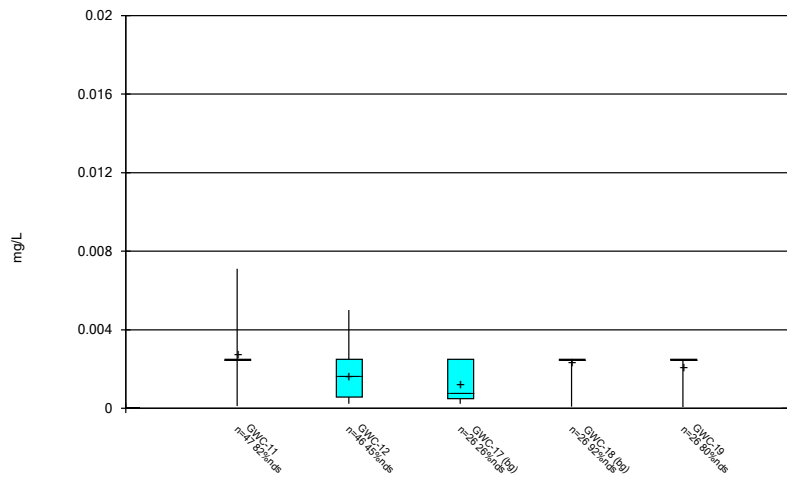
Constituent: Cobalt Analysis Run 3/7/2023 10:26 AM  
 Plant McIntosh Client: Southern Company Data: McIntosh LF4 CCR

### Box & Whiskers Plot



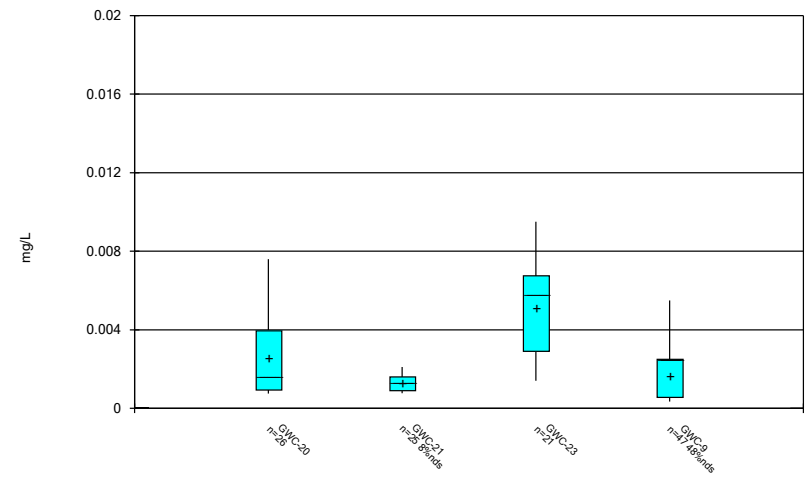
Constituent: Cobalt Analysis Run 3/7/2023 10:26 AM  
 Plant McIntosh Client: Southern Company Data: McIntosh LF4 CCR

### Box & Whiskers Plot



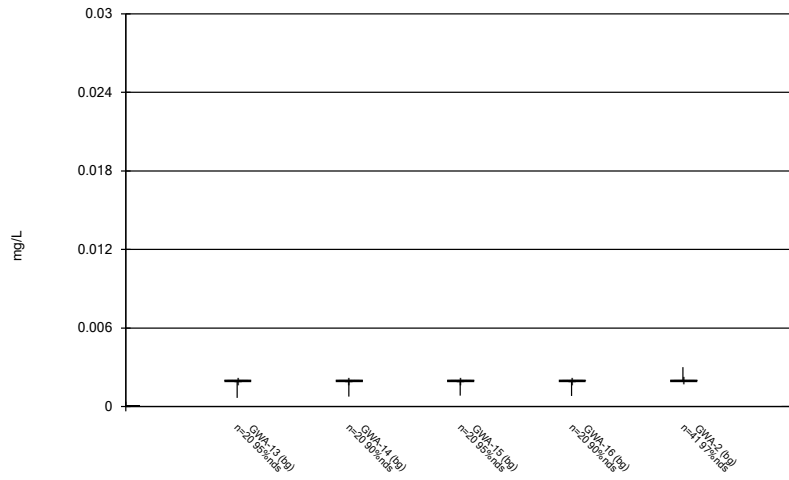
Constituent: Cobalt Analysis Run 3/7/2023 10:26 AM  
 Plant McIntosh Client: Southern Company Data: McIntosh LF4 CCR

### Box & Whiskers Plot



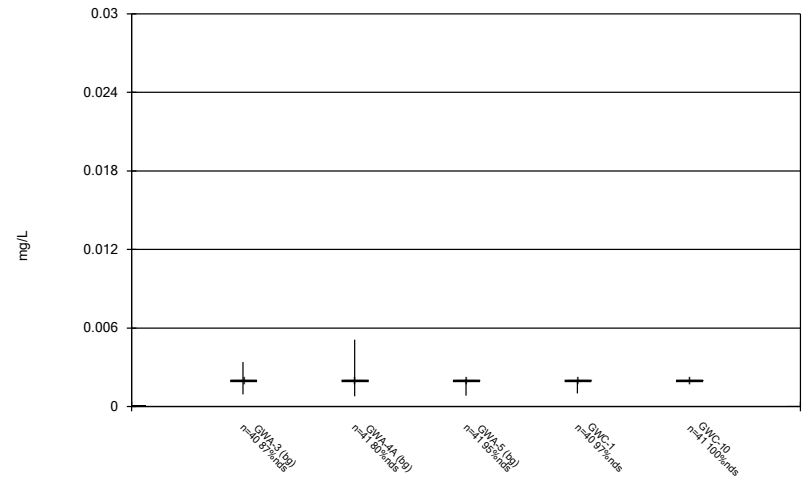
Constituent: Cobalt Analysis Run 3/7/2023 10:26 AM  
 Plant McIntosh Client: Southern Company Data: McIntosh LF4 CCR

Box & Whiskers Plot



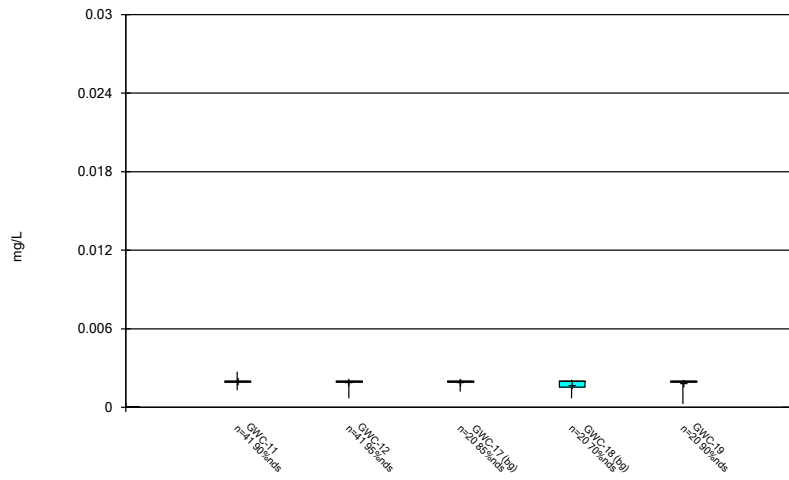
Constituent: Copper Analysis Run 3/7/2023 10:26 AM  
Plant McIntosh Client: Southern Company Data: McIntosh LF4 CCR

Box & Whiskers Plot



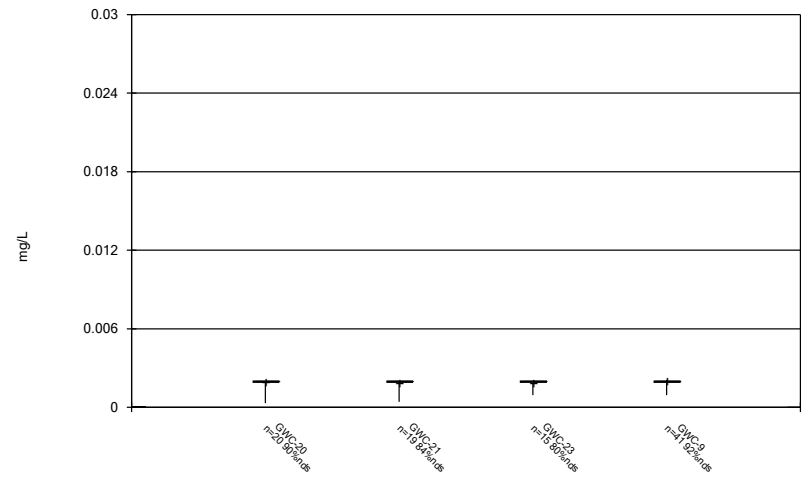
Constituent: Copper Analysis Run 3/7/2023 10:26 AM  
Plant McIntosh Client: Southern Company Data: McIntosh LF4 CCR

Box & Whiskers Plot



Constituent: Copper Analysis Run 3/7/2023 10:26 AM  
Plant McIntosh Client: Southern Company Data: McIntosh LF4 CCR

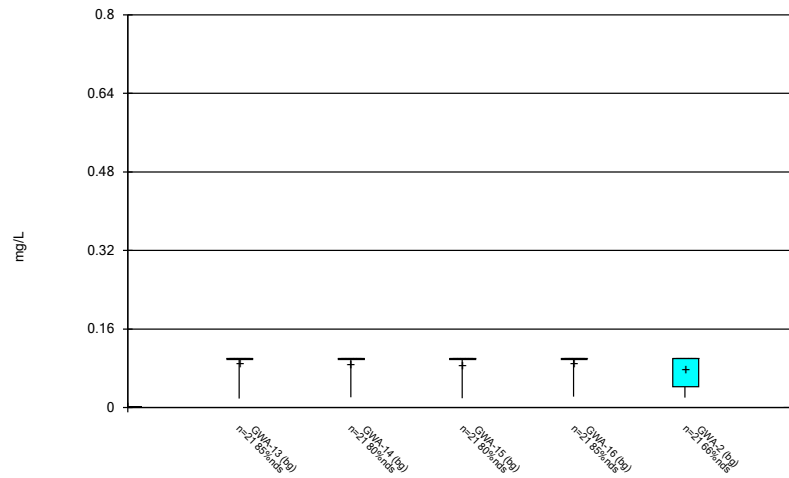
Box & Whiskers Plot



Constituent: Copper Analysis Run 3/7/2023 10:26 AM  
Plant McIntosh Client: Southern Company Data: McIntosh LF4 CCR

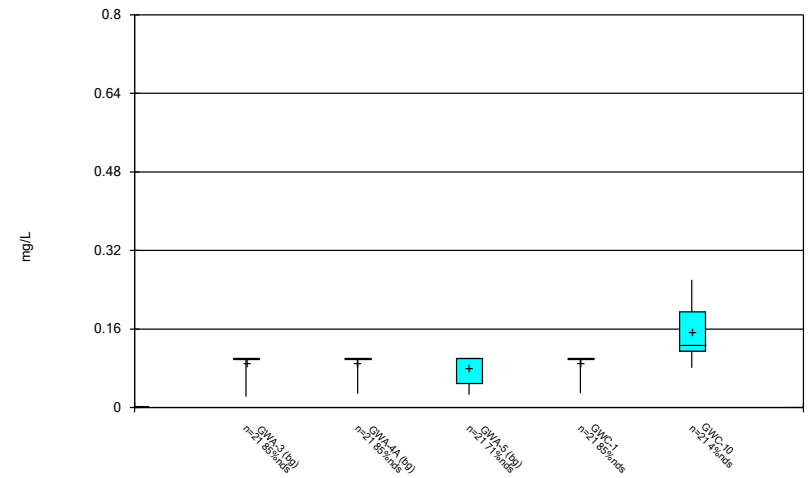


Box & Whiskers Plot



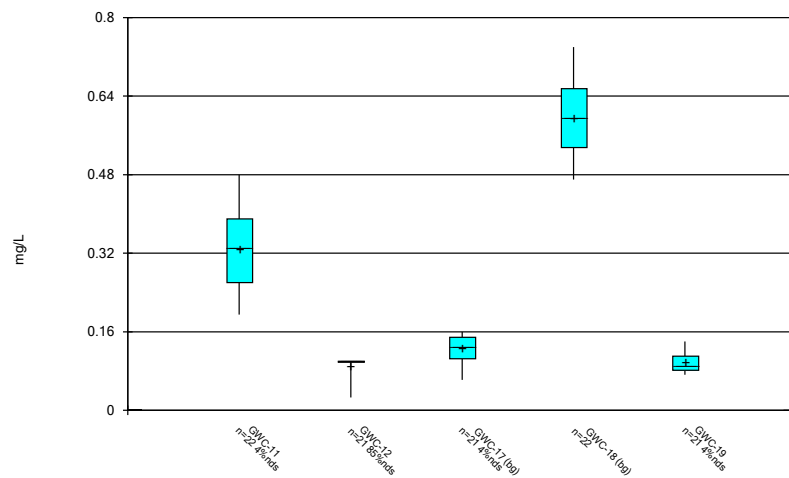
Constituent: Fluoride Analysis Run 3/7/2023 10:26 AM  
 Plant McIntosh Client: Southern Company Data: McIntosh LF4 CCR

Box & Whiskers Plot



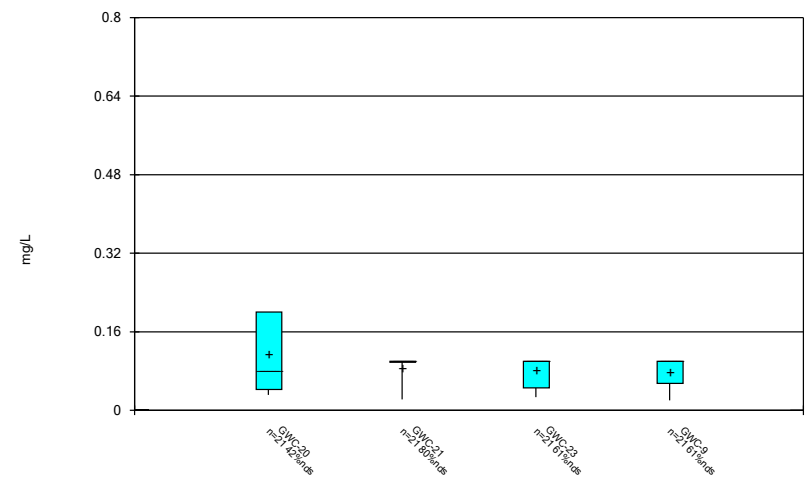
Constituent: Fluoride Analysis Run 3/7/2023 10:26 AM  
 Plant McIntosh Client: Southern Company Data: McIntosh LF4 CCR

Box & Whiskers Plot



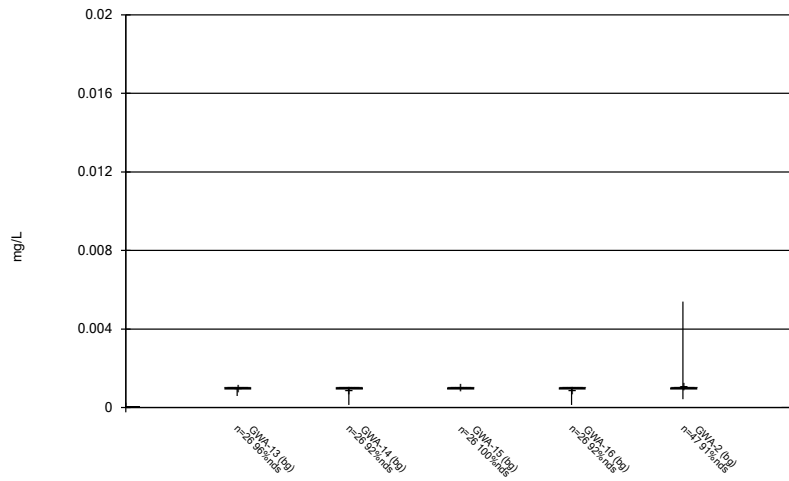
Constituent: Fluoride Analysis Run 3/7/2023 10:26 AM  
 Plant McIntosh Client: Southern Company Data: McIntosh LF4 CCR

Box & Whiskers Plot



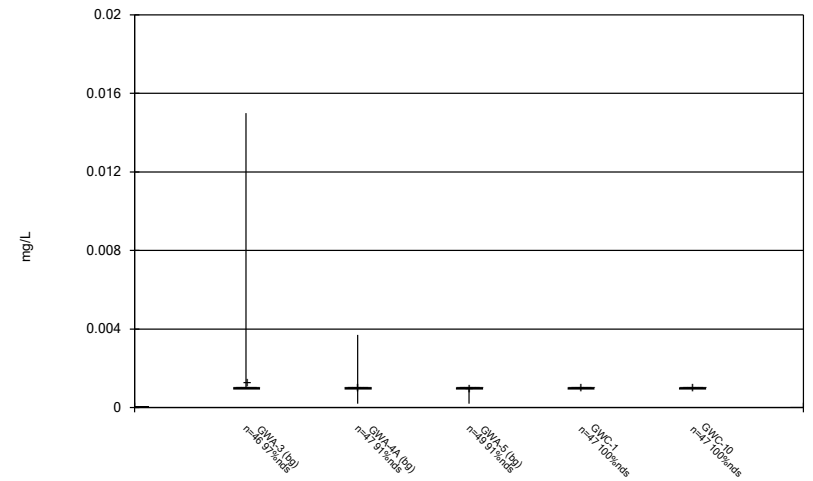
Constituent: Fluoride Analysis Run 3/7/2023 10:26 AM  
 Plant McIntosh Client: Southern Company Data: McIntosh LF4 CCR

Box & Whiskers Plot



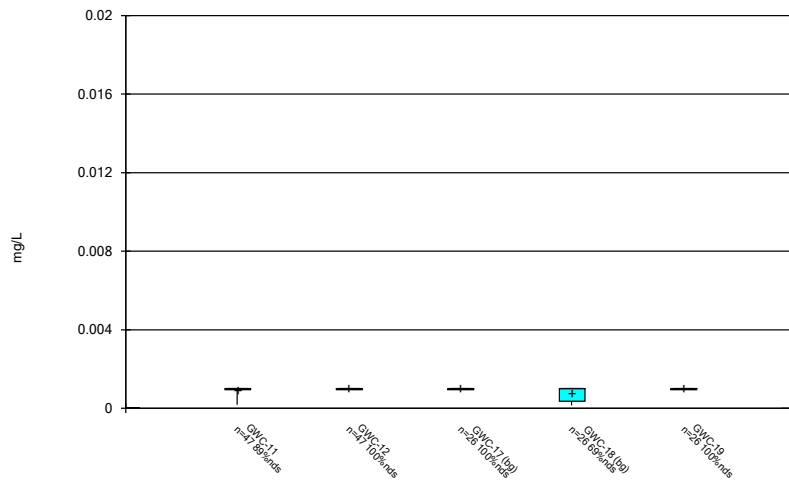
Constituent: Lead Analysis Run 3/7/2023 10:26 AM  
Plant McIntosh Client: Southern Company Data: McIntosh LF4 CCR

Box & Whiskers Plot



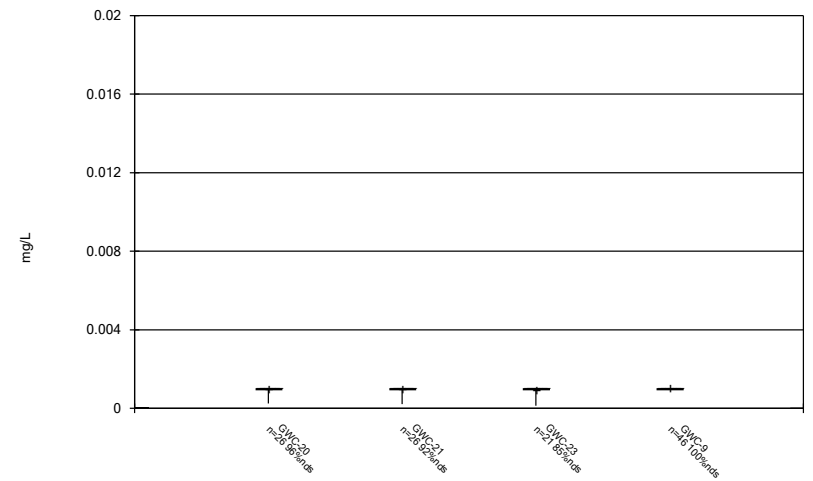
Constituent: Lead Analysis Run 3/7/2023 10:26 AM  
Plant McIntosh Client: Southern Company Data: McIntosh LF4 CCR

Box & Whiskers Plot



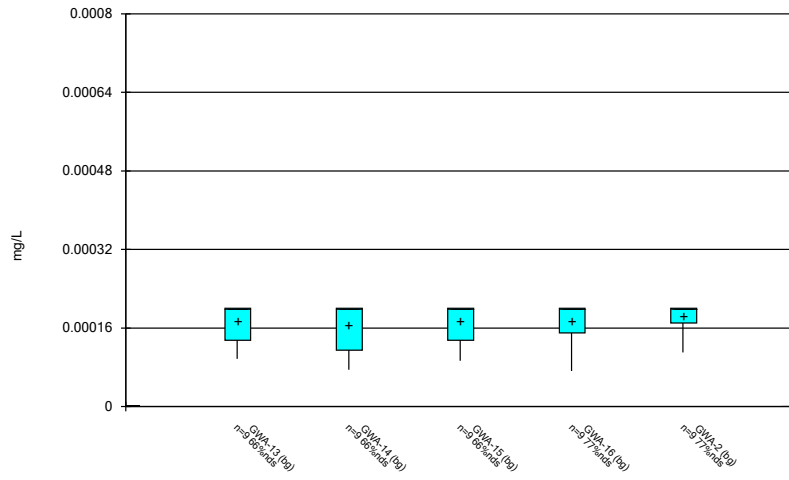
Constituent: Lead Analysis Run 3/7/2023 10:26 AM  
Plant McIntosh Client: Southern Company Data: McIntosh LF4 CCR

Box & Whiskers Plot



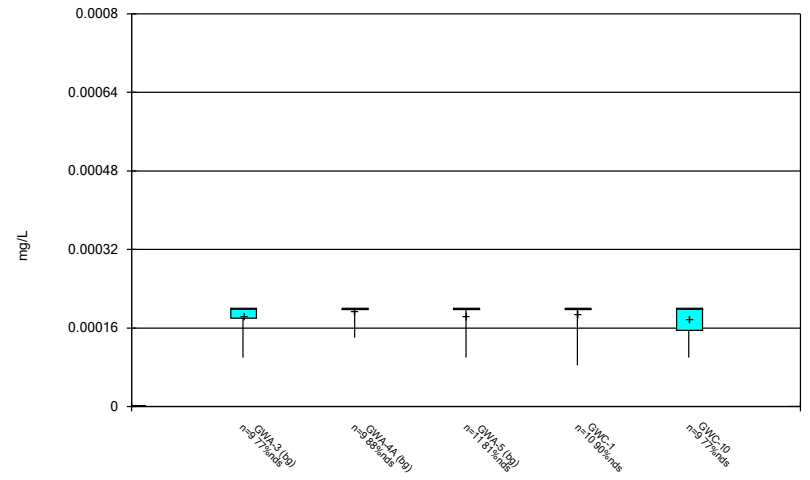
Constituent: Lead Analysis Run 3/7/2023 10:26 AM  
Plant McIntosh Client: Southern Company Data: McIntosh LF4 CCR

### Box & Whiskers Plot



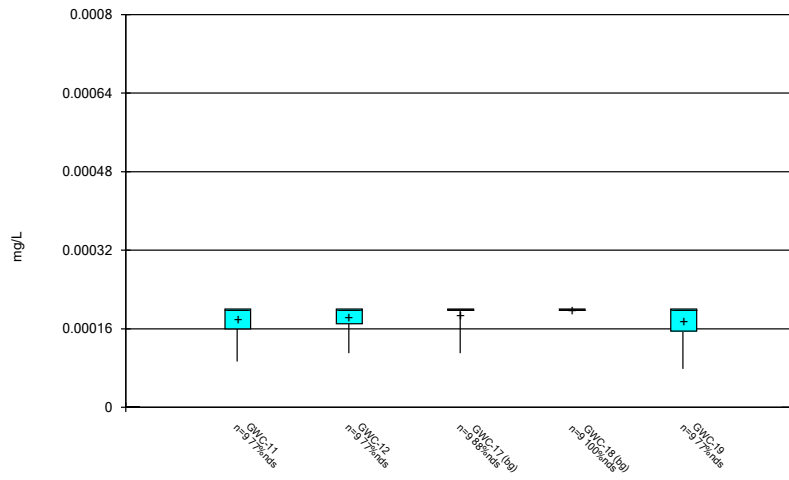
Constituent: Mercury Analysis Run 3/7/2023 10:26 AM  
 Plant McIntosh Client: Southern Company Data: McIntosh LF4 CCR

### Box & Whiskers Plot



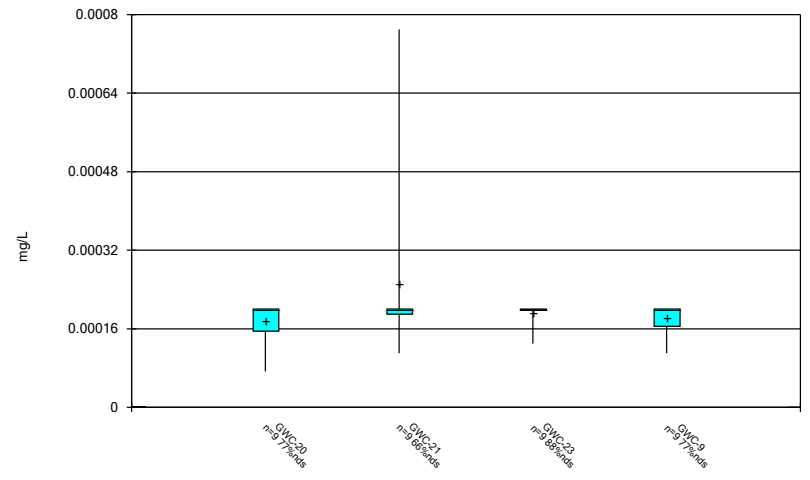
Constituent: Mercury Analysis Run 3/7/2023 10:26 AM  
 Plant McIntosh Client: Southern Company Data: McIntosh LF4 CCR

### Box & Whiskers Plot



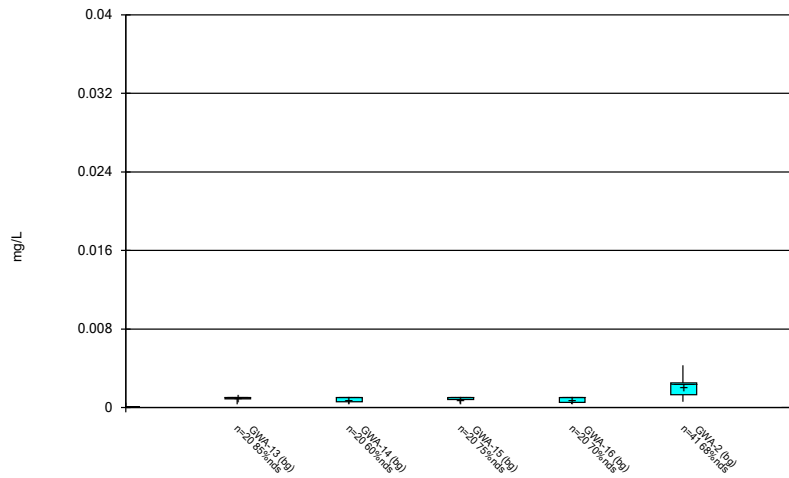
Constituent: Mercury Analysis Run 3/7/2023 10:26 AM  
 Plant McIntosh Client: Southern Company Data: McIntosh LF4 CCR

### Box & Whiskers Plot



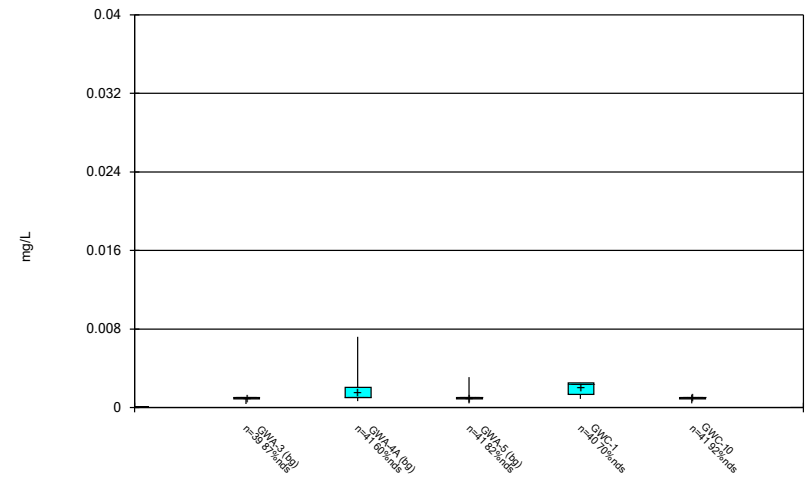
Constituent: Mercury Analysis Run 3/7/2023 10:26 AM  
 Plant McIntosh Client: Southern Company Data: McIntosh LF4 CCR

### Box & Whiskers Plot



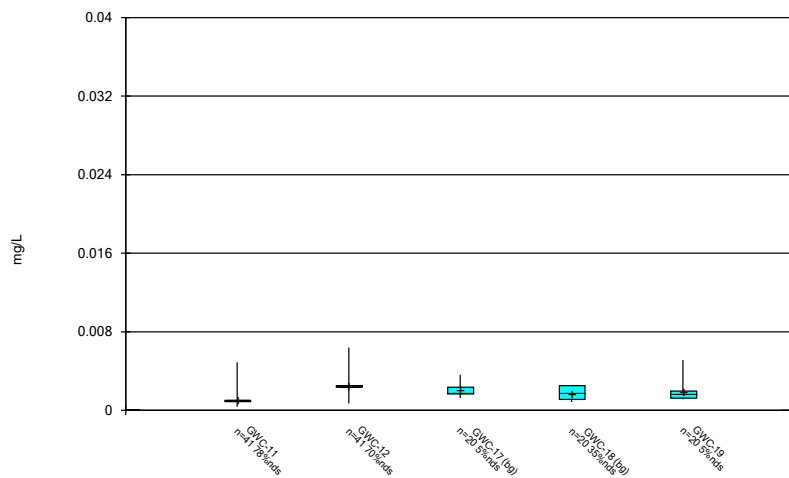
Constituent: Nickel Analysis Run 3/7/2023 10:26 AM  
 Plant McIntosh Client: Southern Company Data: McIntosh LF4 CCR

### Box & Whiskers Plot



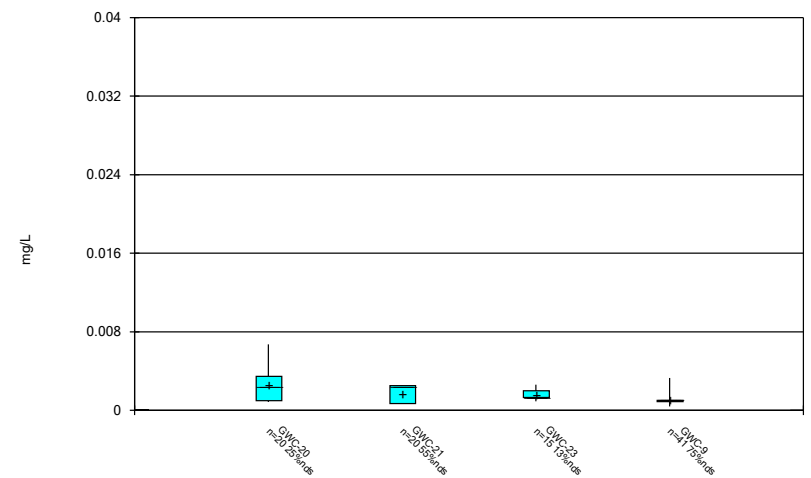
Constituent: Nickel Analysis Run 3/7/2023 10:26 AM  
 Plant McIntosh Client: Southern Company Data: McIntosh LF4 CCR

### Box & Whiskers Plot



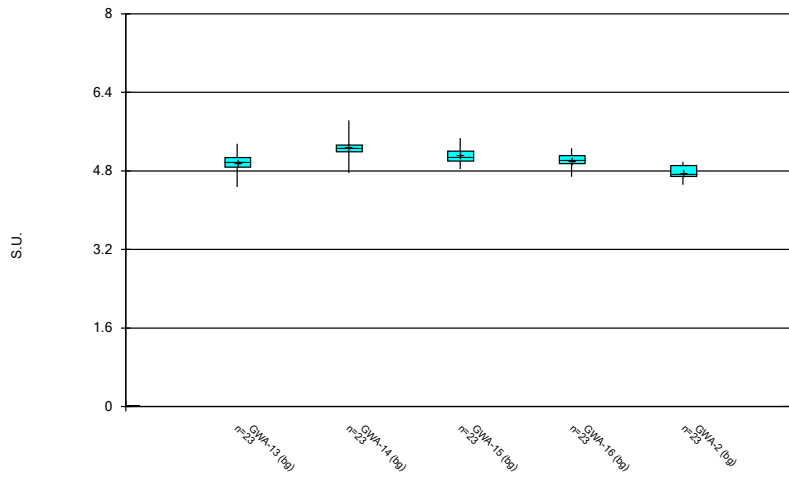
Constituent: Nickel Analysis Run 3/7/2023 10:26 AM  
 Plant McIntosh Client: Southern Company Data: McIntosh LF4 CCR

### Box & Whiskers Plot



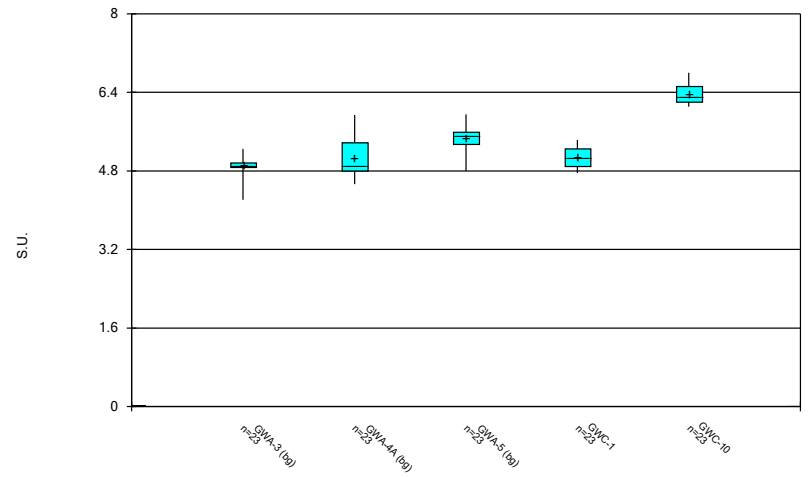
Constituent: Nickel Analysis Run 3/7/2023 10:26 AM  
 Plant McIntosh Client: Southern Company Data: McIntosh LF4 CCR

### Box & Whiskers Plot



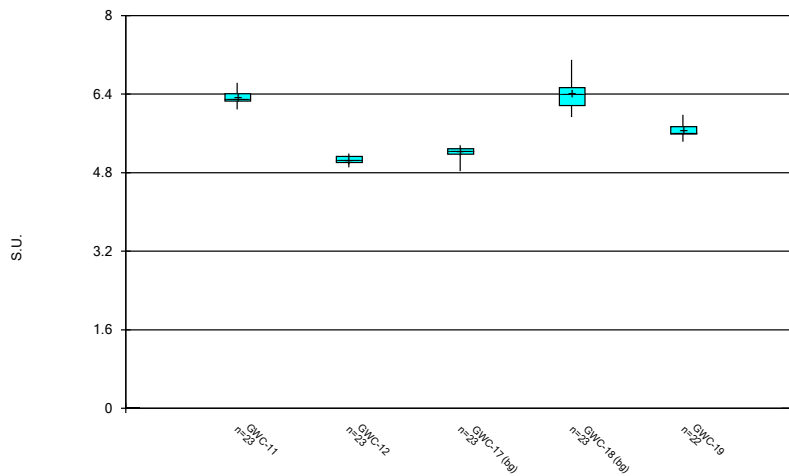
Constituent: pH Analysis Run 3/7/2023 10:26 AM  
 Plant McIntosh Client: Southern Company Data: McIntosh LF4 CCR

### Box & Whiskers Plot



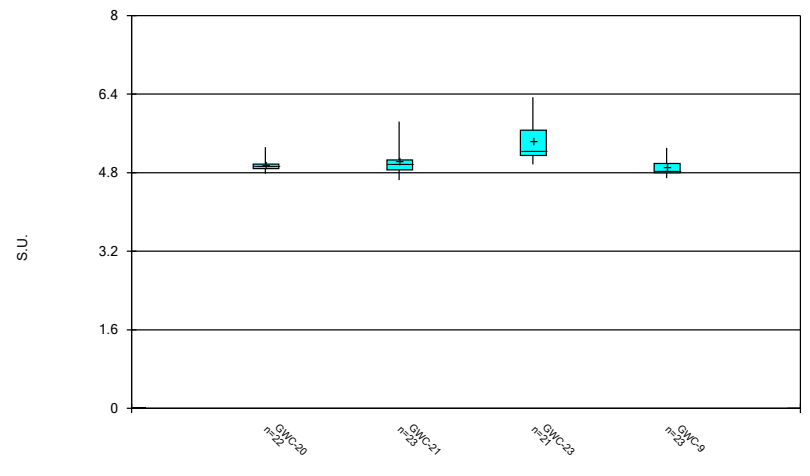
Constituent: pH Analysis Run 3/7/2023 10:26 AM  
 Plant McIntosh Client: Southern Company Data: McIntosh LF4 CCR

### Box & Whiskers Plot



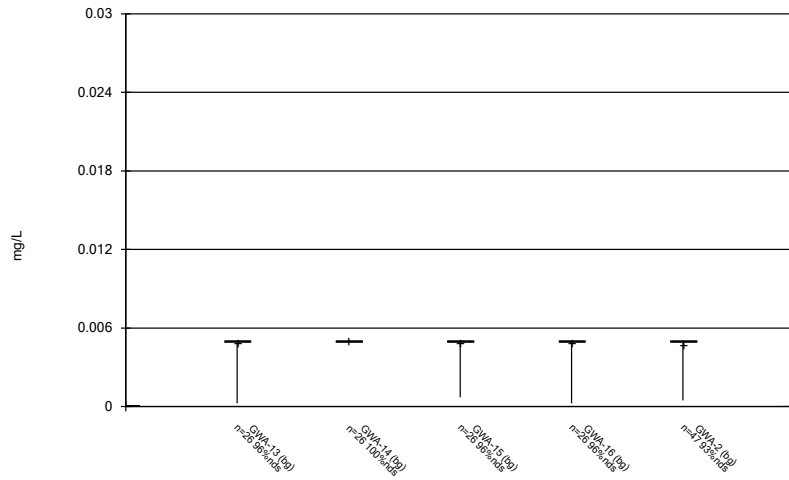
Constituent: pH Analysis Run 3/7/2023 10:26 AM  
 Plant McIntosh Client: Southern Company Data: McIntosh LF4 CCR

### Box & Whiskers Plot



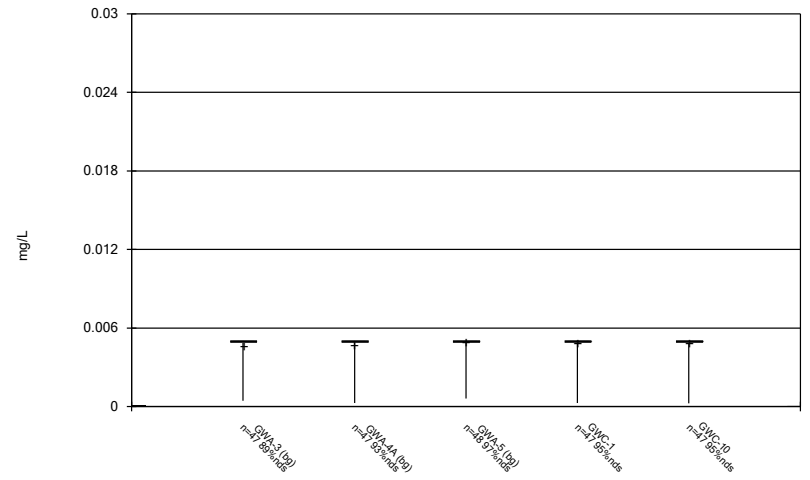
Constituent: pH Analysis Run 3/7/2023 10:26 AM  
 Plant McIntosh Client: Southern Company Data: McIntosh LF4 CCR

### Box & Whiskers Plot



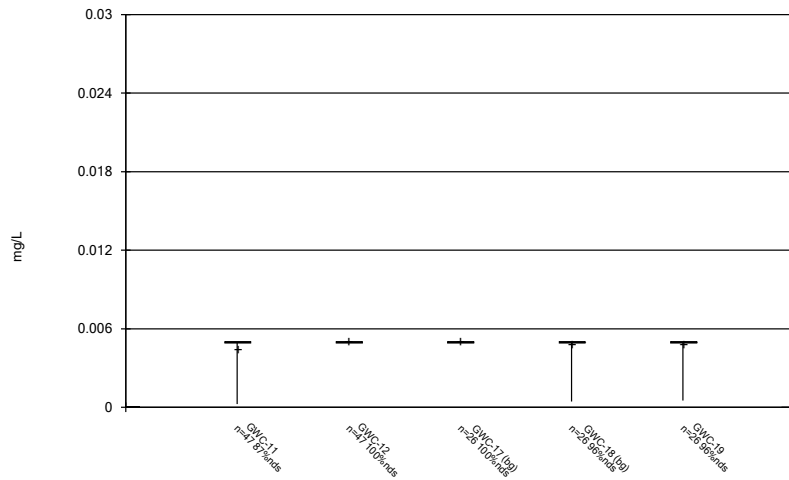
Constituent: Selenium Analysis Run 3/7/2023 10:26 AM  
 Plant McIntosh Client: Southern Company Data: McIntosh LF4 CCR

### Box & Whiskers Plot



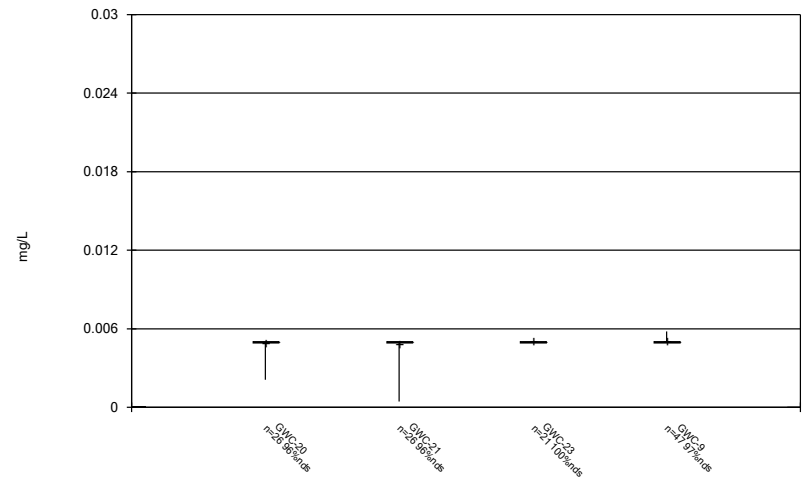
Constituent: Selenium Analysis Run 3/7/2023 10:26 AM  
 Plant McIntosh Client: Southern Company Data: McIntosh LF4 CCR

### Box & Whiskers Plot



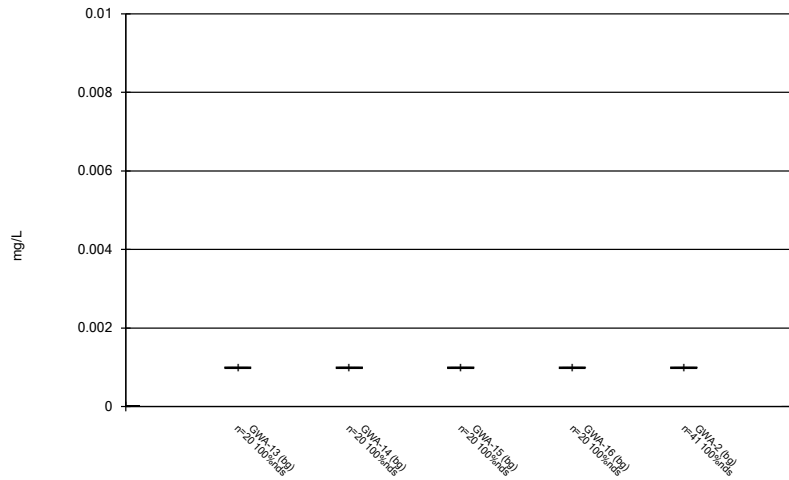
Constituent: Selenium Analysis Run 3/7/2023 10:26 AM  
 Plant McIntosh Client: Southern Company Data: McIntosh LF4 CCR

### Box & Whiskers Plot



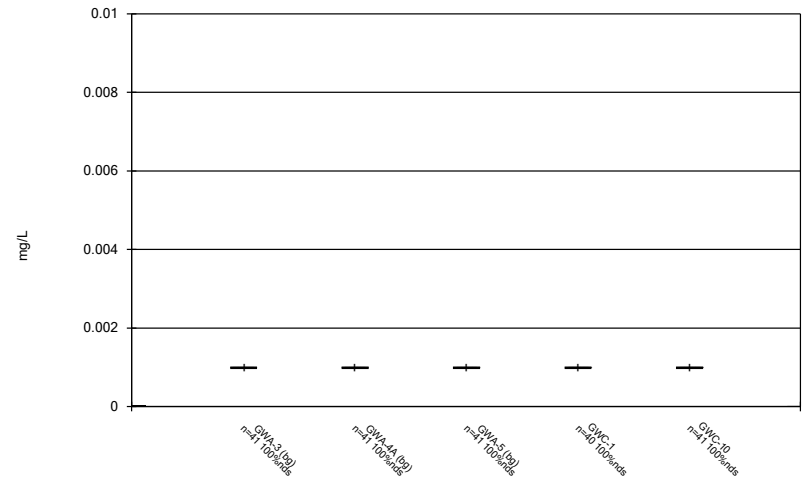
Constituent: Selenium Analysis Run 3/7/2023 10:26 AM  
 Plant McIntosh Client: Southern Company Data: McIntosh LF4 CCR

### Box & Whiskers Plot



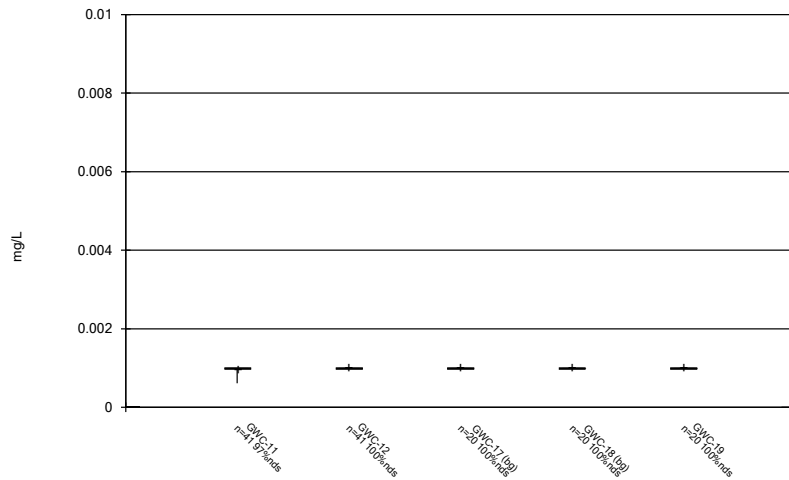
Constituent: Silver Analysis Run 3/7/2023 10:26 AM  
Plant McIntosh Client: Southern Company Data: McIntosh LF4 CCR

### Box & Whiskers Plot



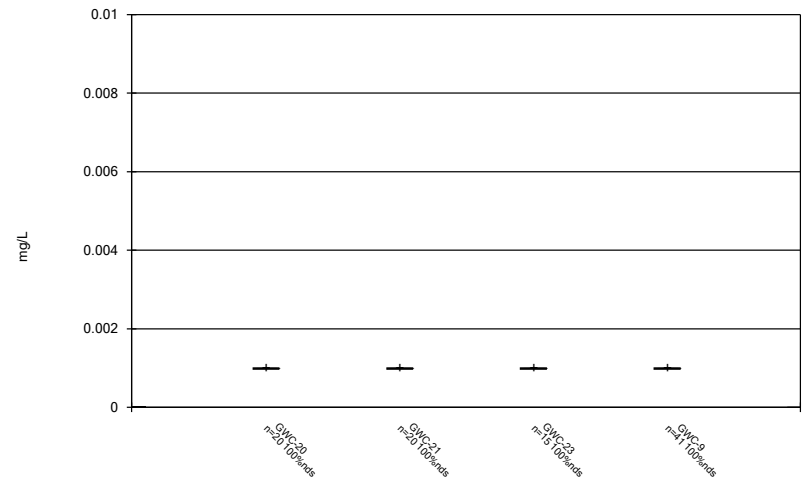
Constituent: Silver Analysis Run 3/7/2023 10:26 AM  
Plant McIntosh Client: Southern Company Data: McIntosh LF4 CCR

### Box & Whiskers Plot



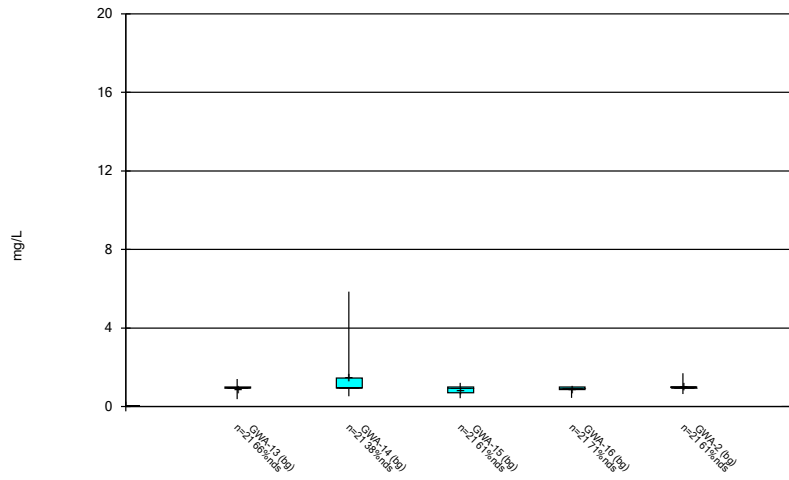
Constituent: Silver Analysis Run 3/7/2023 10:26 AM  
Plant McIntosh Client: Southern Company Data: McIntosh LF4 CCR

### Box & Whiskers Plot



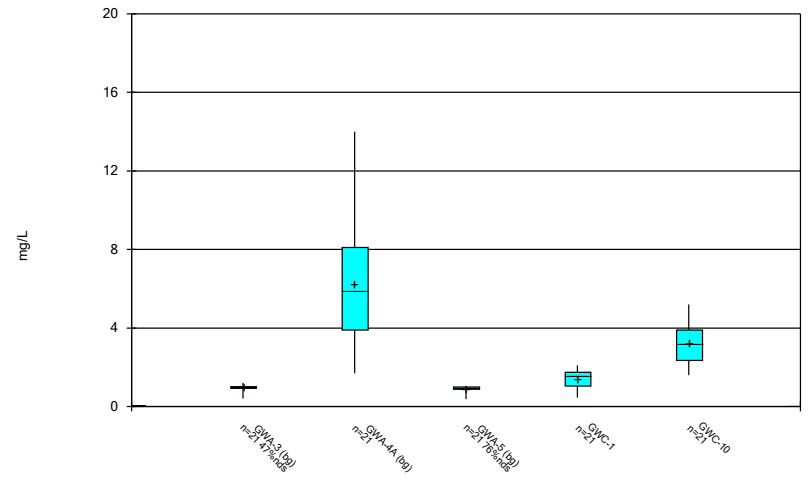
Constituent: Silver Analysis Run 3/7/2023 10:26 AM  
Plant McIntosh Client: Southern Company Data: McIntosh LF4 CCR

### Box & Whiskers Plot



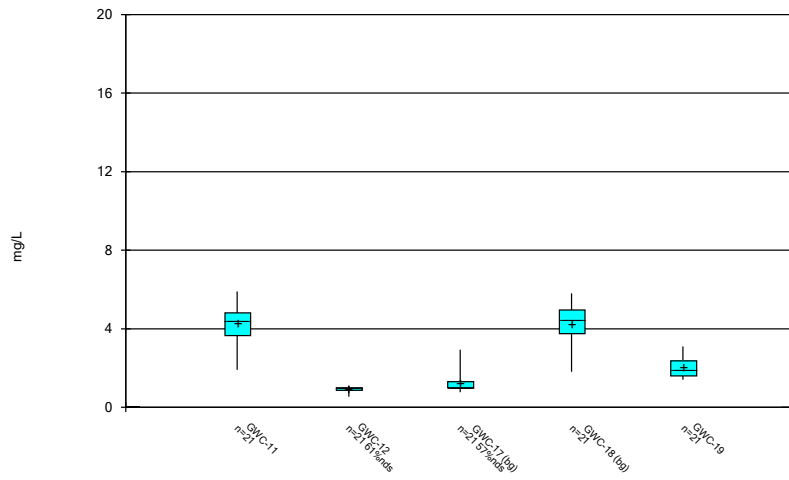
Constituent: Sulfate Analysis Run 3/7/2023 10:26 AM  
 Plant McIntosh Client: Southern Company Data: McIntosh LF4 CCR

### Box & Whiskers Plot



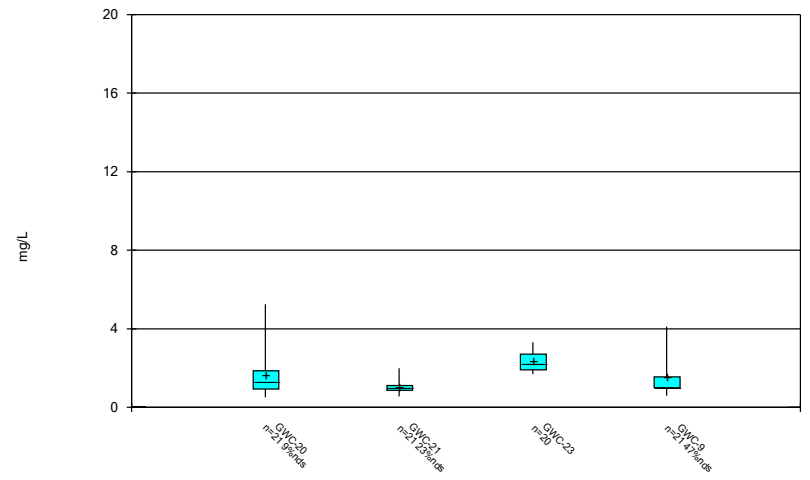
Constituent: Sulfate Analysis Run 3/7/2023 10:26 AM  
 Plant McIntosh Client: Southern Company Data: McIntosh LF4 CCR

### Box & Whiskers Plot



Constituent: Sulfate Analysis Run 3/7/2023 10:26 AM  
 Plant McIntosh Client: Southern Company Data: McIntosh LF4 CCR

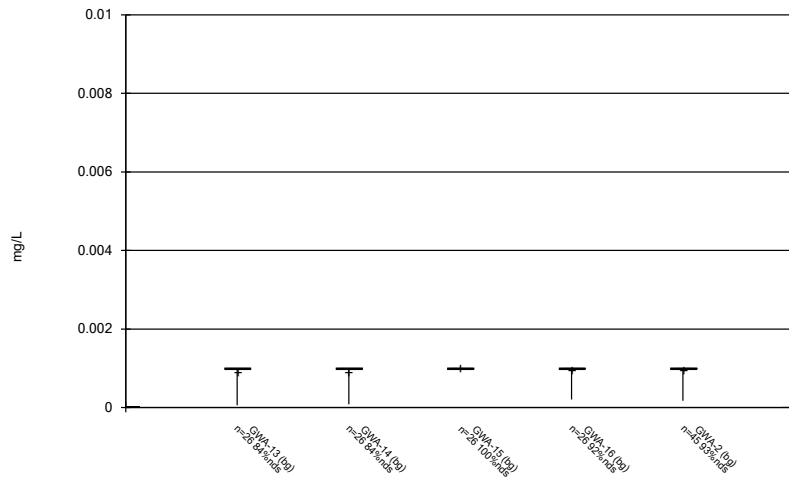
### Box & Whiskers Plot



Constituent: Sulfate Analysis Run 3/7/2023 10:26 AM  
 Plant McIntosh Client: Southern Company Data: McIntosh LF4 CCR

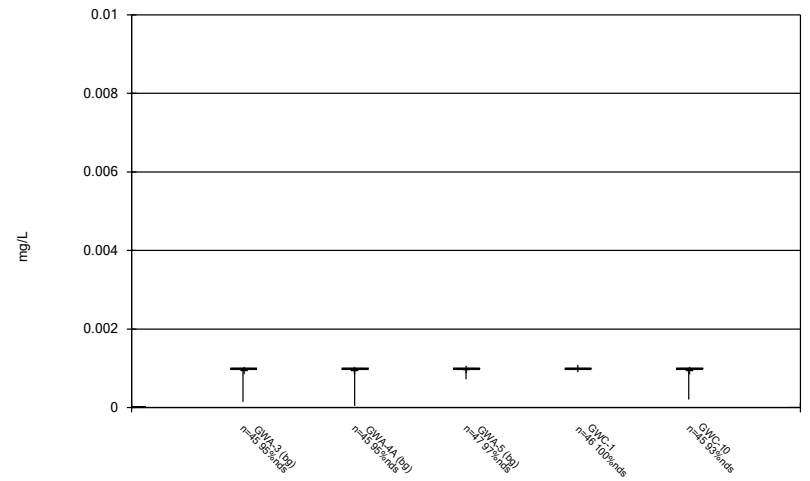


Box & Whiskers Plot



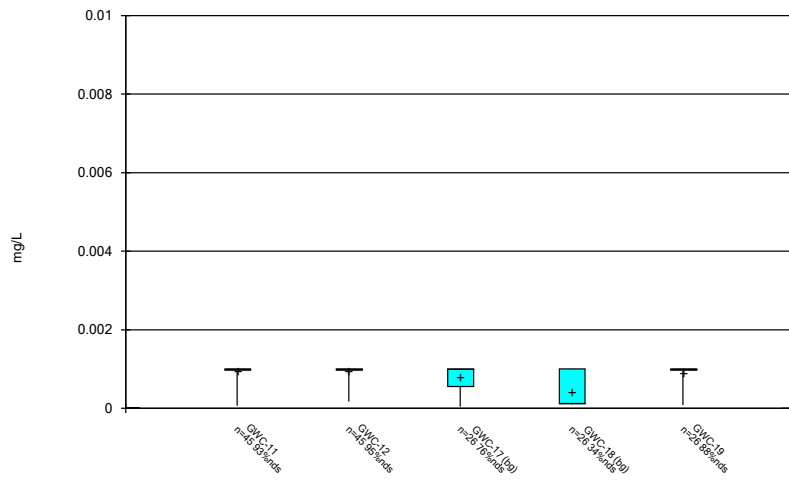
Constituent: Thallium Analysis Run 3/7/2023 10:26 AM  
 Plant McIntosh Client: Southern Company Data: McIntosh LF4 CCR

Box & Whiskers Plot



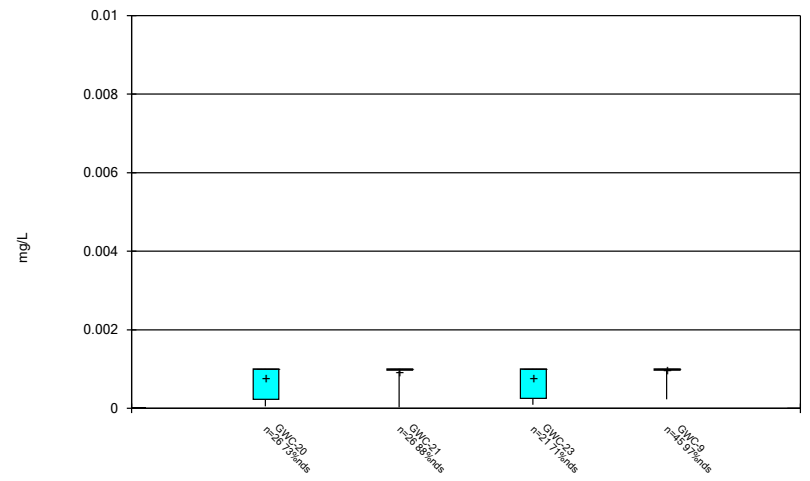
Constituent: Thallium Analysis Run 3/7/2023 10:27 AM  
 Plant McIntosh Client: Southern Company Data: McIntosh LF4 CCR

Box & Whiskers Plot



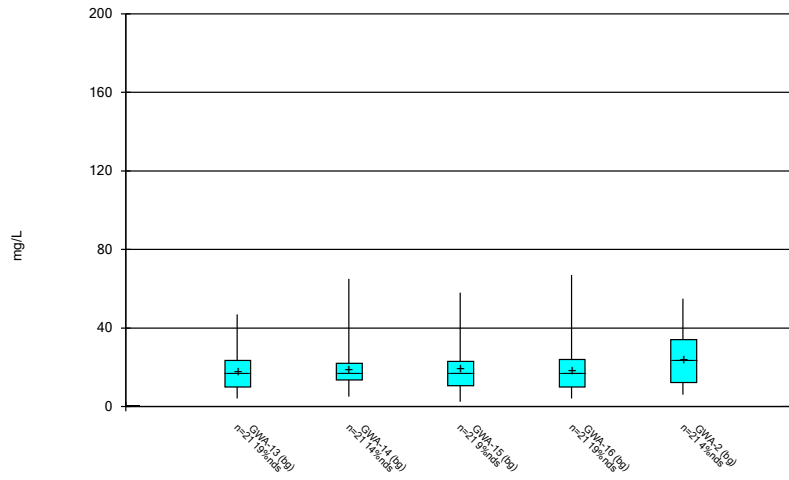
Constituent: Thallium Analysis Run 3/7/2023 10:27 AM  
 Plant McIntosh Client: Southern Company Data: McIntosh LF4 CCR

Box & Whiskers Plot



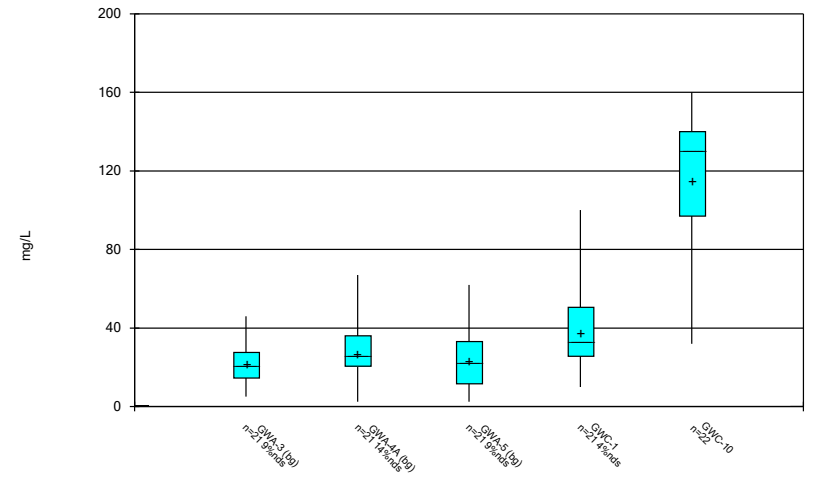
Constituent: Thallium Analysis Run 3/7/2023 10:27 AM  
 Plant McIntosh Client: Southern Company Data: McIntosh LF4 CCR

Box & Whiskers Plot



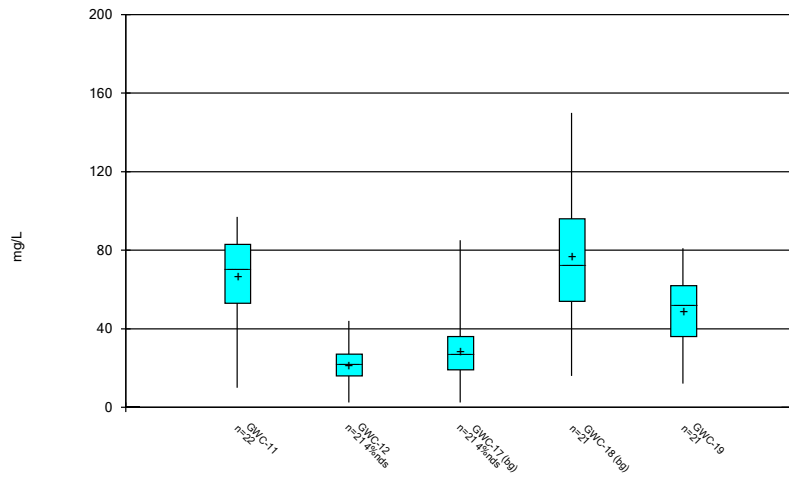
Constituent: Total Dissolved Solids Analysis Run 3/7/2023 10:27 AM  
Plant McIntosh Client: Southern Company Data: McIntosh LF4 CCR

Box & Whiskers Plot



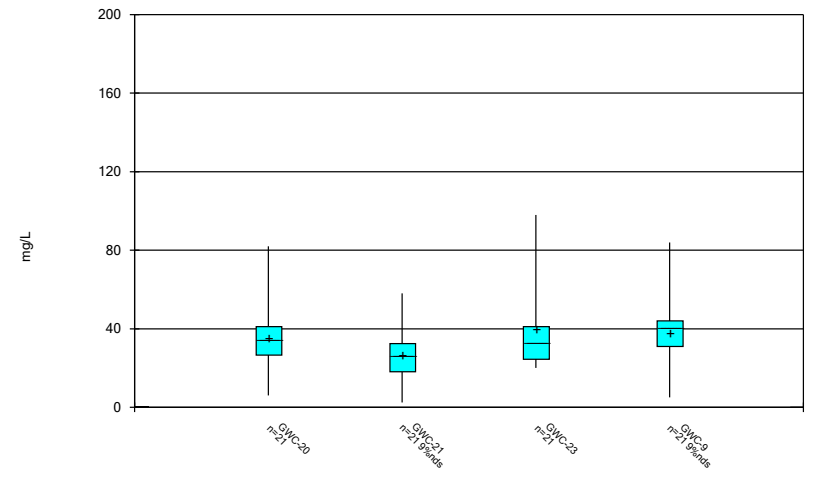
Constituent: Total Dissolved Solids Analysis Run 3/7/2023 10:27 AM  
Plant McIntosh Client: Southern Company Data: McIntosh LF4 CCR

Box & Whiskers Plot



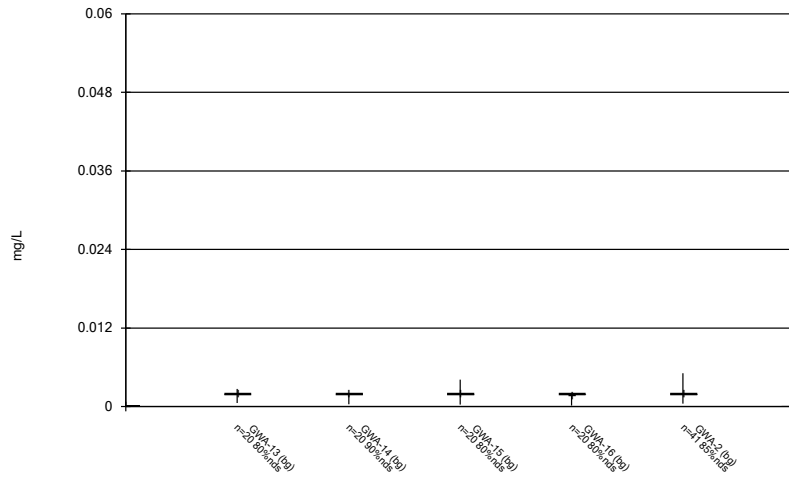
Constituent: Total Dissolved Solids Analysis Run 3/7/2023 10:27 AM  
Plant McIntosh Client: Southern Company Data: McIntosh LF4 CCR

Box & Whiskers Plot



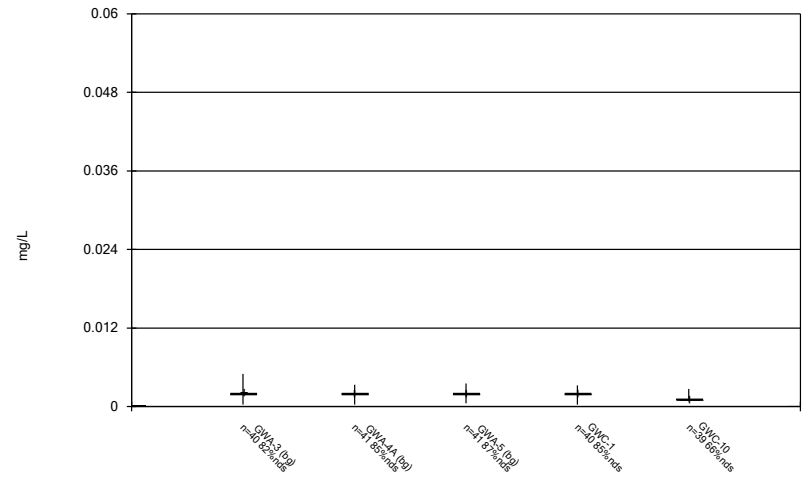
Constituent: Total Dissolved Solids Analysis Run 3/7/2023 10:27 AM  
Plant McIntosh Client: Southern Company Data: McIntosh LF4 CCR

### Box & Whiskers Plot



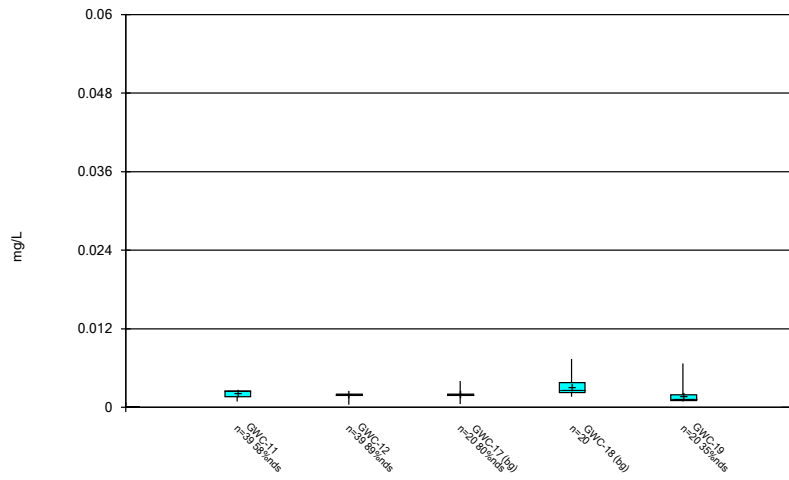
Constituent: Vanadium Analysis Run 3/7/2023 10:27 AM  
 Plant McIntosh Client: Southern Company Data: McIntosh LF4 CCR

### Box & Whiskers Plot



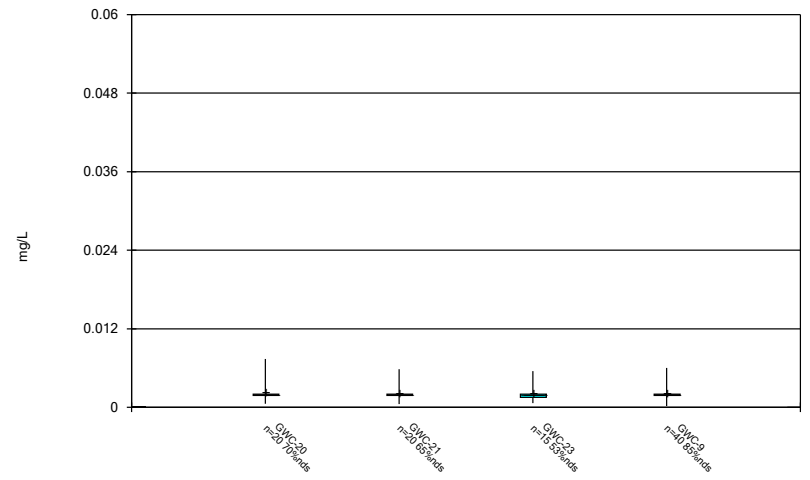
Constituent: Vanadium Analysis Run 3/7/2023 10:27 AM  
 Plant McIntosh Client: Southern Company Data: McIntosh LF4 CCR

### Box & Whiskers Plot



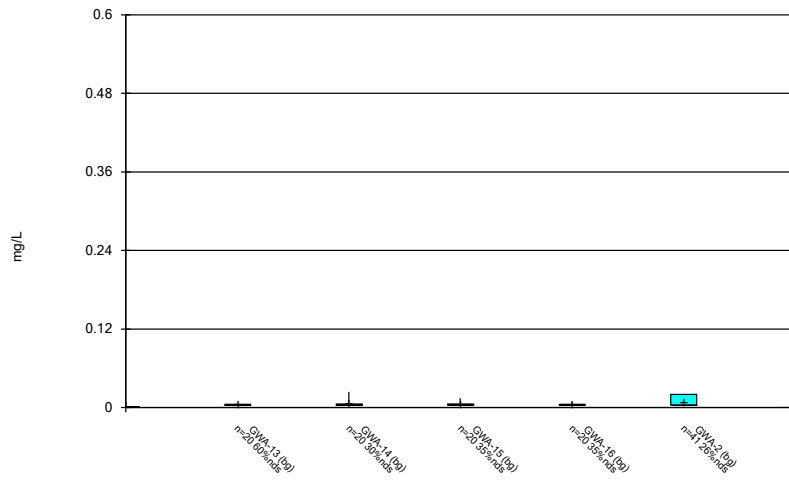
Constituent: Vanadium Analysis Run 3/7/2023 10:27 AM  
 Plant McIntosh Client: Southern Company Data: McIntosh LF4 CCR

### Box & Whiskers Plot



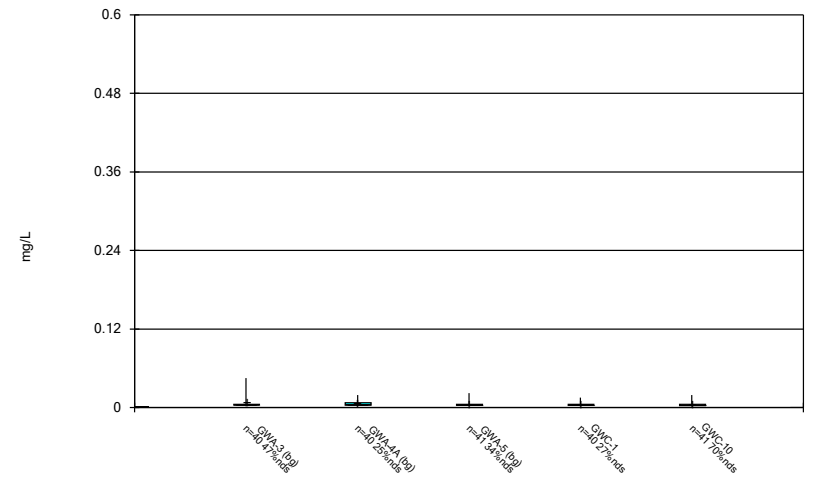
Constituent: Vanadium Analysis Run 3/7/2023 10:27 AM  
 Plant McIntosh Client: Southern Company Data: McIntosh LF4 CCR

### Box & Whiskers Plot



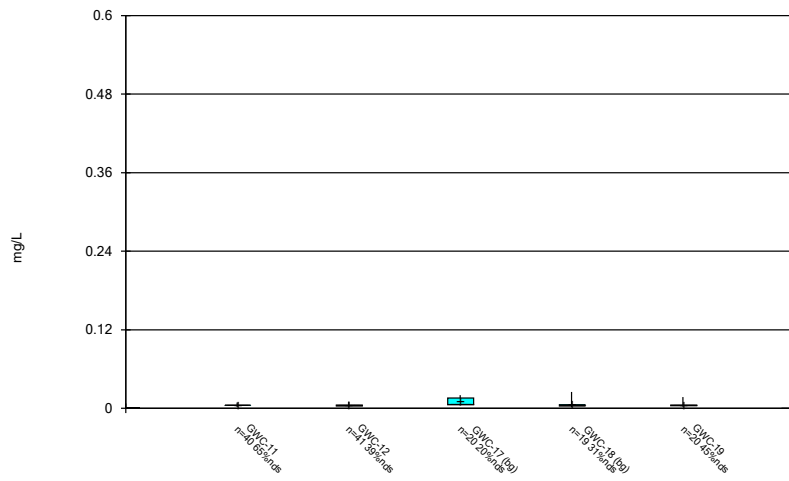
Constituent: Zinc Analysis Run 3/7/2023 10:27 AM  
Plant McIntosh Client: Southern Company Data: McIntosh LF4 CCR

### Box & Whiskers Plot



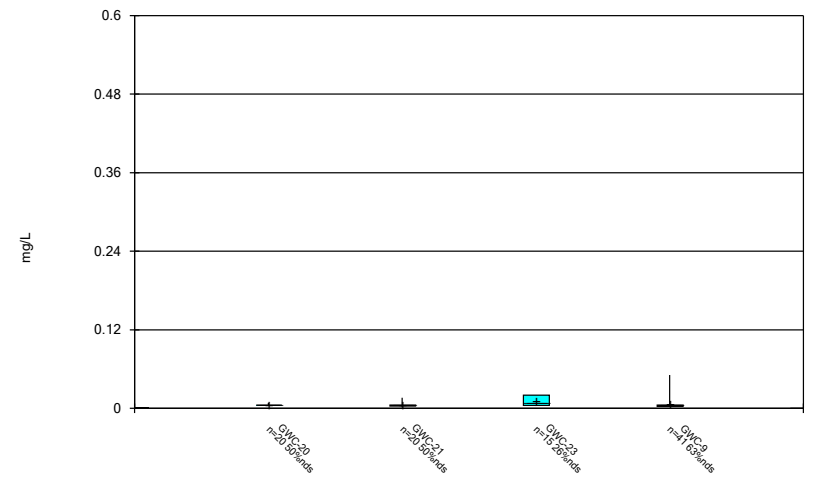
Constituent: Zinc Analysis Run 3/7/2023 10:27 AM  
Plant McIntosh Client: Southern Company Data: McIntosh LF4 CCR

### Box & Whiskers Plot



Constituent: Zinc Analysis Run 3/7/2023 10:27 AM  
Plant McIntosh Client: Southern Company Data: McIntosh LF4 CCR

### Box & Whiskers Plot



Constituent: Zinc Analysis Run 3/7/2023 10:27 AM  
Plant McIntosh Client: Southern Company Data: McIntosh LF4 CCR

FIGURE C.

# Outlier Summary

Plant McIntosh Client: Southern Company Data: McIntosh LF4 CCR Printed 3/7/2023, 10:29 AM

Date	GWA-3 Arsenic (mg/L)	GWA-3 Barium (mg/L)	GWA-5 Barium (mg/L)	GWC-11 Barium (mg/L)	GWC-17 Beryllium (mg/L)	GWA-5 Chloride (mg/L)	GWA-13 Chromium (mg/L)	GWA-2 Chromium (mg/L)	GWA-3 Chromium (mg/L)	GWA-5 Chromium (mg/L)
8/25/2004									0.22 (O)	
9/11/2004										
12/7/2005										
7/6/2007		0.1 (O)								
6/20/2008										
12/7/2008		0.097 (O)		0.093 (O)						
1/5/2011	0.0089 (o)	0.21 (O)							0.077 (O)	
7/11/2012							0.0061 (O)			
1/19/2013										
1/14/2016										
4/20/2016					<0.003 (o)		<0.01 (o)			
6/16/2016										
9/27/2016										
1/12/2017										
1/13/2017										
1/24/2017		0.42 (o)								
1/30/2019										
3/27/2019										
9/15/2020					18 (o)					







# Outlier Summary

Plant McIntosh Client: Southern Company Data: McIntosh LF4 CCR Printed 3/7/2023, 10:29 AM

---

	GWA-4A Zinc (mg/L)	GWC-11 Zinc (mg/L)	GWC-18 Zinc (mg/L)
8/25/2004			
9/11/2004			
12/7/2005	0.06 (O)		
7/6/2007			
6/20/2008			
12/7/2008		0.041 (O)	
1/5/2011			
7/11/2012			
1/19/2013			
1/14/2016			
4/20/2016			
6/16/2016			
9/27/2016			
1/12/2017			
1/13/2017			
1/24/2017			
1/30/2019			0.5 (o)
3/27/2019			
9/15/2020			

FIGURE D.

# Appendix I Intrawell Prediction Limits - Significant Results

Plant McIntosh Client: Southern Company Data: McIntosh LF4 CCR Printed 3/7/2023, 10:56 AM

Constituent	Well	Upper Lim.	Lower Lim.	Date	Observ.	Sig.	Bg.N	Bg Mean	Std. Dev.	%NDs	ND Adj.	Transform	Alpha	Method
Lead (mg/L)	GWA-2	0.001	n/a	2/7/2023	0.0015	Yes	44	n/a	n/a	97.73	n/a	n/a	0.0009963	NP Intra (NDs) 1 of 2
Zinc (mg/L)	GWA-16	0.006209	n/a	2/7/2023	0.0063	Yes	17	0.003746	0.0009541	41.18	Kaplan-Meier	No	0.0003901	Param Intra 1 of 2

# Appendix I Intrawell Prediction Limits - All Results

Plant McIntosh Client: Southern Company Data: McIntosh LF4 CCR Printed 3/7/2023, 10:56 AM

Constituent	Well	Upper Lim.	Lower Lim.	Date	Observ.	Sig.	Bg N	Bg Mean	Std. Dev.	%NDs	ND Adj.	Transform	Alpha	Method
Antimony (mg/L)	GWA-13	0.002	n/a	2/6/2023	0.002ND	No	23	n/a	n/a	95.65	n/a	n/a	0.003415	NP Intra (NDs) 1 of 2
Antimony (mg/L)	GWA-14	0.002	n/a	2/7/2023	0.002ND	No	23	n/a	n/a	95.65	n/a	n/a	0.003415	NP Intra (NDs) 1 of 2
Antimony (mg/L)	GWA-2	0.002	n/a	2/7/2023	0.002ND	No	44	n/a	n/a	97.73	n/a	n/a	0.0009963	NP Intra (NDs) 1 of 2
Antimony (mg/L)	GWA-3	0.0022	n/a	2/7/2023	0.002ND	No	44	n/a	n/a	95.45	n/a	n/a	0.0009963	NP Intra (NDs) 1 of 2
Antimony (mg/L)	GWC-1	0.002	n/a	2/7/2023	0.002ND	No	44	n/a	n/a	100	n/a	n/a	0.0009963	NP Intra (NDs) 1 of 2
Antimony (mg/L)	GWC-18	0.002	n/a	2/7/2023	0.002ND	No	23	n/a	n/a	95.65	n/a	n/a	0.003415	NP Intra (NDs) 1 of 2
Arsenic (mg/L)	GWA-13	0.001	n/a	2/6/2023	0.001ND	No	23	n/a	n/a	95.65	n/a	n/a	0.003415	NP Intra (NDs) 1 of 2
Arsenic (mg/L)	GWA-14	0.001	n/a	2/7/2023	0.001ND	No	23	n/a	n/a	95.65	n/a	n/a	0.003415	NP Intra (NDs) 1 of 2
Arsenic (mg/L)	GWA-15	0.001	n/a	2/7/2023	0.001ND	No	23	n/a	n/a	86.96	n/a	n/a	0.003415	NP Intra (NDs) 1 of 2
Arsenic (mg/L)	GWA-16	0.001	n/a	2/7/2023	0.001ND	No	23	n/a	n/a	95.65	n/a	n/a	0.003415	NP Intra (NDs) 1 of 2
Arsenic (mg/L)	GWA-3	0.0011	n/a	2/7/2023	0.001ND	No	43	n/a	n/a	93.02	n/a	n/a	0.001037	NP Intra (NDs) 1 of 2
Arsenic (mg/L)	GWA-4A	0.0027	n/a	2/7/2023	0.001ND	No	44	n/a	n/a	75	n/a	n/a	0.0009963	NP Intra (NDs) 1 of 2
Arsenic (mg/L)	GWA-5	0.0027	n/a	2/7/2023	0.001ND	No	46	n/a	n/a	93.48	n/a	n/a	0.0009151	NP Intra (NDs) 1 of 2
Arsenic (mg/L)	GWC-1	0.001	n/a	2/7/2023	0.001ND	No	44	n/a	n/a	97.73	n/a	n/a	0.0009963	NP Intra (NDs) 1 of 2
Arsenic (mg/L)	GWC-10	0.0013	n/a	2/8/2023	0.001ND	No	44	n/a	n/a	79.55	n/a	n/a	0.0009963	NP Intra (NDs) 1 of 2
Arsenic (mg/L)	GWC-11	0.005	n/a	2/8/2023	0.0017	No	44	n/a	n/a	59.09	n/a	n/a	0.0009963	NP Intra (NDs) 1 of 2
Arsenic (mg/L)	GWC-12	0.0011	n/a	2/7/2023	0.001ND	No	44	n/a	n/a	90.91	n/a	n/a	0.0009963	NP Intra (NDs) 1 of 2
Arsenic (mg/L)	GWC-17	0.001	n/a	2/8/2023	0.001ND	No	23	n/a	n/a	82.61	n/a	n/a	0.003415	NP Intra (NDs) 1 of 2
Arsenic (mg/L)	GWC-18	0.001599	n/a	2/7/2023	0.0011	No	23	0.0008505	0.0003091	26.09	Kaplan-Meier	No	0.0003901	Param Intra 1 of 2
Arsenic (mg/L)	GWC-19	0.001	n/a	2/8/2023	0.001ND	No	23	n/a	n/a	86.96	n/a	n/a	0.003415	NP Intra (NDs) 1 of 2
Arsenic (mg/L)	GWC-20	0.001	n/a	2/8/2023	0.001ND	No	23	n/a	n/a	86.96	n/a	n/a	0.003415	NP Intra (NDs) 1 of 2
Arsenic (mg/L)	GWC-21	0.0022	n/a	2/8/2023	0.001ND	No	23	n/a	n/a	73.91	n/a	n/a	0.003415	NP Intra (NDs) 1 of 2
Arsenic (mg/L)	GWC-23	0.0021	n/a	2/8/2023	0.001ND	No	18	n/a	n/a	55.56	n/a	n/a	0.005373	NP Intra (NDs) 1 of 2
Arsenic (mg/L)	GWC-9	0.001	n/a	2/8/2023	0.001ND	No	44	n/a	n/a	93.18	n/a	n/a	0.0009963	NP Intra (NDs) 1 of 2
Barium (mg/L)	GWA-13	0.03	n/a	2/6/2023	0.016	No	23	n/a	n/a	0	n/a	n/a	0.003415	NP Intra (normality) 1 of 2
Barium (mg/L)	GWA-14	0.018	n/a	2/7/2023	0.014	No	23	n/a	n/a	0	n/a	n/a	0.003415	NP Intra (normality) 1 of 2
Barium (mg/L)	GWA-15	0.0298	n/a	2/7/2023	0.025	No	23	0.02488	0.002035	0	None	No	0.0003901	Param Intra 1 of 2
Barium (mg/L)	GWA-16	0.039	n/a	2/7/2023	0.026	No	23	n/a	n/a	0	n/a	n/a	0.003415	NP Intra (normality) 1 of 2
Barium (mg/L)	GWA-2	0.03951	n/a	2/7/2023	0.033	No	21	0.001061	0.000203	0	None	x^2	0.0003901	Param Intra 1 of 2
Barium (mg/L)	GWA-3	0.02824	n/a	2/7/2023	0.012	No	41	0.1253	0.01911	0	None	sqrt(x)	0.0003901	Param Intra 1 of 2
Barium (mg/L)	GWA-4A	0.03912	n/a	2/7/2023	0.015	No	44	0.02332	0.007101	0	None	No	0.0003901	Param Intra 1 of 2
Barium (mg/L)	GWA-5	0.07111	n/a	2/7/2023	0.039	No	26	0.04259	0.01205	0	None	No	0.0003901	Param Intra 1 of 2
Barium (mg/L)	GWC-1	0.05868	n/a	2/7/2023	0.031	No	26	0.04082	0.007541	0	None	No	0.0003901	Param Intra 1 of 2
Barium (mg/L)	GWC-10	0.04584	n/a	2/8/2023	0.017	No	44	-3.805	0.3247	0	None	ln(x)	0.0003901	Param Intra 1 of 2
Barium (mg/L)	GWC-11	0.026	n/a	2/8/2023	0.011	No	43	n/a	n/a	0	n/a	n/a	0.001037	NP Intra (normality) 1 of 2
Barium (mg/L)	GWC-12	0.016	n/a	2/7/2023	0.011	No	44	n/a	n/a	0	n/a	n/a	0.0009963	NP Intra (normality) 1 of 2
Barium (mg/L)	GWC-17	0.021	n/a	2/8/2023	0.02	No	23	n/a	n/a	0	n/a	n/a	0.003415	NP Intra (normality) 1 of 2
Barium (mg/L)	GWC-18	0.02733	n/a	2/7/2023	0.012	No	16	0.01725	0.003856	0	None	No	0.0003901	Param Intra 1 of 2
Barium (mg/L)	GWC-19	0.02234	n/a	2/8/2023	0.01	No	18	0.0143	0.003157	0	None	No	0.0003901	Param Intra 1 of 2
Barium (mg/L)	GWC-20	0.02816	n/a	2/8/2023	0.015	No	17	0.02041	0.003001	0	None	No	0.0003901	Param Intra 1 of 2
Barium (mg/L)	GWC-21	0.02892	n/a	2/8/2023	0.019	No	23	0.1356	0.01422	0	None	sqrt(x)	0.0003901	Param Intra 1 of 2
Barium (mg/L)	GWC-23	0.05222	n/a	2/8/2023	0.016	No	11	0.02973	0.007511	0	None	No	0.0003901	Param Intra 1 of 2
Barium (mg/L)	GWC-9	0.03659	n/a	2/8/2023	0.024	No	44	0.02483	0.005288	0	None	No	0.0003901	Param Intra 1 of 2
Beryllium (mg/L)	GWA-13	0.0025	n/a	2/6/2023	0.0025ND	No	22	n/a	n/a	86.36	n/a	n/a	0.003707	NP Intra (NDs) 1 of 2
Beryllium (mg/L)	GWA-14	0.0025	n/a	2/7/2023	0.0025ND	No	23	n/a	n/a	91.3	n/a	n/a	0.003415	NP Intra (NDs) 1 of 2
Beryllium (mg/L)	GWA-15	0.0025	n/a	2/7/2023	0.0025ND	No	23	n/a	n/a	95.65	n/a	n/a	0.003415	NP Intra (NDs) 1 of 2
Beryllium (mg/L)	GWA-16	0.0025	n/a	2/7/2023	0.0025ND	No	23	n/a	n/a	91.3	n/a	n/a	0.003415	NP Intra (NDs) 1 of 2
Beryllium (mg/L)	GWA-2	0.0025	n/a	2/7/2023	0.0025ND	No	44	n/a	n/a	86.36	n/a	n/a	0.0009963	NP Intra (NDs) 1 of 2
Beryllium (mg/L)	GWA-3	0.0025	n/a	2/7/2023	0.0025ND	No	44	n/a	n/a	95.45	n/a	n/a	0.0009963	NP Intra (NDs) 1 of 2
Beryllium (mg/L)	GWA-4A	0.0025	n/a	2/7/2023	0.0025ND	No	44	n/a	n/a	90.91	n/a	n/a	0.0009963	NP Intra (NDs) 1 of 2
Beryllium (mg/L)	GWA-5	0.0025	n/a	2/7/2023	0.0025ND	No	46	n/a	n/a	93.48	n/a	n/a	0.0009151	NP Intra (NDs) 1 of 2
Beryllium (mg/L)	GWC-1	0.0025	n/a	2/7/2023	0.0025ND	No	44	n/a	n/a	79.55	n/a	n/a	0.0009963	NP Intra (NDs) 1 of 2
Beryllium (mg/L)	GWC-10	0.0025	n/a	2/8/2023	0.0025ND	No	44	n/a	n/a	93.18	n/a	n/a	0.0009963	NP Intra (NDs) 1 of 2
Beryllium (mg/L)	GWC-11	0.0025	n/a	2/8/2023	0.0025ND	No	44	n/a	n/a	95.45	n/a	n/a	0.0009963	NP Intra (NDs) 1 of 2
Beryllium (mg/L)	GWC-12	0.0025	n/a	2/7/2023	0.0025ND	No	44	n/a	n/a	81.82	n/a	n/a	0.0009963	NP Intra (NDs) 1 of 2

# Appendix I Intrawell Prediction Limits - All Results

Plant McIntosh Client: Southern Company Data: McIntosh LF4 CCR Printed 3/7/2023, 10:56 AM

Constituent	Well	Upper Lim.	Lower Lim.	Date	Observ.	Sig.	Bg N	Bg Mean	Std. Dev.	%NDs	ND Adj.	Transform	Alpha	Method
Beryllium (mg/L)	GWC-17	0.001	n/a	2/8/2023	0.00071J	No	22	n/a	n/a	0	n/a	n/a	0.003707	NP Intra (normality) 1 of 2
Beryllium (mg/L)	GWC-18	0.0025	n/a	2/7/2023	0.0025ND	No	23	n/a	n/a	95.65	n/a	n/a	0.003415	NP Intra (NDs) 1 of 2
Beryllium (mg/L)	GWC-19	0.0025	n/a	2/8/2023	0.00022J	No	23	n/a	n/a	56.52	n/a	n/a	0.003415	NP Intra (NDs) 1 of 2
Beryllium (mg/L)	GWC-20	0.0025	n/a	2/8/2023	0.0025ND	No	23	n/a	n/a	56.52	n/a	n/a	0.003415	NP Intra (NDs) 1 of 2
Beryllium (mg/L)	GWC-21	0.0025	n/a	2/8/2023	0.0025ND	No	23	n/a	n/a	91.3	n/a	n/a	0.003415	NP Intra (NDs) 1 of 2
Beryllium (mg/L)	GWC-23	0.0025	n/a	2/8/2023	0.0025ND	No	18	n/a	n/a	88.89	n/a	n/a	0.005373	NP Intra (NDs) 1 of 2
Beryllium (mg/L)	GWC-9	0.0025	n/a	2/8/2023	0.0025ND	No	44	n/a	n/a	90.91	n/a	n/a	0.0009963	NP Intra (NDs) 1 of 2
Cadmium (mg/L)	GWA-13	0.0025	n/a	2/6/2023	0.0025ND	No	23	n/a	n/a	91.3	n/a	n/a	0.003415	NP Intra (NDs) 1 of 2
Cadmium (mg/L)	GWA-14	0.0025	n/a	2/7/2023	0.0025ND	No	23	n/a	n/a	91.3	n/a	n/a	0.003415	NP Intra (NDs) 1 of 2
Cadmium (mg/L)	GWA-16	0.0025	n/a	2/7/2023	0.0025ND	No	23	n/a	n/a	95.65	n/a	n/a	0.003415	NP Intra (NDs) 1 of 2
Cadmium (mg/L)	GWA-4A	0.0025	n/a	2/7/2023	0.0025ND	No	44	n/a	n/a	93.18	n/a	n/a	0.0009963	NP Intra (NDs) 1 of 2
Cadmium (mg/L)	GWC-1	0.0025	n/a	2/7/2023	0.0025ND	No	44	n/a	n/a	100	n/a	n/a	0.0009963	NP Intra (NDs) 1 of 2
Cadmium (mg/L)	GWC-17	0.0008068	n/a	2/8/2023	0.00058J	No	23	0.0005767	0.00009507	0	None	No	0.0003901	Param Intra 1 of 2
Cadmium (mg/L)	GWC-18	0.0025	n/a	2/7/2023	0.0025ND	No	23	n/a	n/a	95.65	n/a	n/a	0.003415	NP Intra (NDs) 1 of 2
Cadmium (mg/L)	GWC-19	0.0025	n/a	2/8/2023	0.00018J	No	23	n/a	n/a	82.61	n/a	n/a	0.003415	NP Intra (NDs) 1 of 2
Cadmium (mg/L)	GWC-20	0.0025	n/a	2/8/2023	0.00011J	No	23	n/a	n/a	60.87	n/a	n/a	0.003415	NP Intra (NDs) 1 of 2
Cadmium (mg/L)	GWC-21	0.0025	n/a	2/8/2023	0.0025ND	No	23	n/a	n/a	82.61	n/a	n/a	0.003415	NP Intra (NDs) 1 of 2
Cadmium (mg/L)	GWC-23	0.0025	n/a	2/8/2023	0.00013J	No	18	n/a	n/a	88.89	n/a	n/a	0.005373	NP Intra (NDs) 1 of 2
Cadmium (mg/L)	GWC-9	0.0025	n/a	2/8/2023	0.000095J	No	44	n/a	n/a	100	n/a	n/a	0.0009963	NP Intra (NDs) 1 of 2
Chromium (mg/L)	GWA-13	0.0094	n/a	2/6/2023	0.0025	No	21	n/a	n/a	66.67	n/a	n/a	0.003999	NP Intra (NDs) 1 of 2
Chromium (mg/L)	GWA-14	0.0047	n/a	2/7/2023	0.0021	No	22	n/a	n/a	86.36	n/a	n/a	0.003707	NP Intra (NDs) 1 of 2
Chromium (mg/L)	GWA-15	0.0051	n/a	2/7/2023	0.0021	No	22	n/a	n/a	63.64	n/a	n/a	0.003707	NP Intra (NDs) 1 of 2
Chromium (mg/L)	GWA-16	0.024	n/a	2/7/2023	0.0025	No	22	n/a	n/a	36.36	n/a	n/a	0.003707	NP Intra (normality) 1 of 2
Chromium (mg/L)	GWA-2	0.003313	n/a	2/7/2023	0.0028	No	43	0.03944	0.008126	20.93	Kaplan-Meier	sqrt(x)	0.0003901	Param Intra 1 of 2
Chromium (mg/L)	GWA-3	0.003714	n/a	2/7/2023	0.0019J	No	43	-6.638	0.4673	34.88	Kaplan-Meier	ln(x)	0.0003901	Param Intra 1 of 2
Chromium (mg/L)	GWA-4A	0.0096	n/a	2/7/2023	0.002ND	No	44	n/a	n/a	70.45	n/a	n/a	0.0009963	NP Intra (NDs) 1 of 2
Chromium (mg/L)	GWA-5	0.0054	n/a	2/7/2023	0.002	No	45	n/a	n/a	68.89	n/a	n/a	0.0009557	NP Intra (NDs) 1 of 2
Chromium (mg/L)	GWC-1	0.005	n/a	2/7/2023	0.0024	No	44	n/a	n/a	40.91	n/a	n/a	0.0009963	NP Intra (normality) 1 of 2
Chromium (mg/L)	GWC-10	0.01	n/a	2/8/2023	0.0038	No	44	n/a	n/a	20.45	n/a	n/a	0.0009963	NP Intra (normality) 1 of 2
Chromium (mg/L)	GWC-11	0.01048	n/a	2/8/2023	0.0059	No	44	0.005681	0.002159	2.273	None	No	0.0003901	Param Intra 1 of 2
Chromium (mg/L)	GWC-12	0.01	n/a	2/7/2023	0.002	No	44	n/a	n/a	18.18	n/a	n/a	0.0009963	NP Intra (normality) 1 of 2
Chromium (mg/L)	GWC-17	0.01	n/a	2/8/2023	0.0044	No	22	n/a	n/a	22.73	n/a	n/a	0.003707	NP Intra (normality) 1 of 2
Chromium (mg/L)	GWC-18	0.006324	n/a	2/7/2023	0.0043	No	22	-6.022	0.3929	0	None	ln(x)	0.0003901	Param Intra 1 of 2
Chromium (mg/L)	GWC-19	0.0056	n/a	2/8/2023	0.0026	No	22	n/a	n/a	13.64	n/a	n/a	0.003707	NP Intra (normality) 1 of 2
Chromium (mg/L)	GWC-20	0.005	n/a	2/8/2023	0.002	No	22	n/a	n/a	81.82	n/a	n/a	0.003707	NP Intra (NDs) 1 of 2
Chromium (mg/L)	GWC-21	0.0044	n/a	2/8/2023	0.002ND	No	21	n/a	n/a	85.71	n/a	n/a	0.003999	NP Intra (NDs) 1 of 2
Chromium (mg/L)	GWC-23	0.004	n/a	2/8/2023	0.0033	No	18	n/a	n/a	61.11	n/a	n/a	0.005373	NP Intra (NDs) 1 of 2
Chromium (mg/L)	GWC-9	0.0043	n/a	2/8/2023	0.0013J	No	43	n/a	n/a	67.44	n/a	n/a	0.001037	NP Intra (NDs) 1 of 2
Cobalt (mg/L)	GWA-13	0.001556	n/a	2/6/2023	0.00049J	No	23	-7.415	0.3922	17.39	Kaplan-Meier	ln(x)	0.0003901	Param Intra 1 of 2
Cobalt (mg/L)	GWA-14	0.0025	n/a	2/7/2023	0.00043J	No	23	n/a	n/a	39.13	n/a	n/a	0.003415	NP Intra (normality) 1 of 2
Cobalt (mg/L)	GWA-15	0.0025	n/a	2/7/2023	0.0004J	No	23	n/a	n/a	17.39	n/a	n/a	0.003415	NP Intra (normality) 1 of 2
Cobalt (mg/L)	GWA-16	0.00125	n/a	2/7/2023	0.00047J	No	23	n/a	n/a	13.04	n/a	n/a	0.003415	NP Intra (normality) 1 of 2
Cobalt (mg/L)	GWA-2	0.01	n/a	2/7/2023	0.0012J	No	44	n/a	n/a	47.73	n/a	n/a	0.0009963	NP Intra (normality) 1 of 2
Cobalt (mg/L)	GWA-3	0.0025	n/a	2/7/2023	0.00026J	No	43	n/a	n/a	79.07	n/a	n/a	0.001037	NP Intra (NDs) 1 of 2
Cobalt (mg/L)	GWA-4A	0.013	n/a	2/7/2023	0.0013J	No	44	n/a	n/a	50	n/a	n/a	0.0009963	NP Intra (normality) 1 of 2
Cobalt (mg/L)	GWA-5	0.011	n/a	2/7/2023	0.00094J	No	46	n/a	n/a	43.48	n/a	n/a	0.0009151	NP Intra (normality) 1 of 2
Cobalt (mg/L)	GWC-1	0.0025	n/a	2/7/2023	0.0016J	No	44	n/a	n/a	45.45	n/a	n/a	0.0009963	NP Intra (normality) 1 of 2
Cobalt (mg/L)	GWC-10	0.0025	n/a	2/8/2023	0.0025ND	No	44	n/a	n/a	93.18	n/a	n/a	0.0009963	NP Intra (NDs) 1 of 2
Cobalt (mg/L)	GWC-11	0.0071	n/a	2/8/2023	0.0025ND	No	44	n/a	n/a	81.82	n/a	n/a	0.0009963	NP Intra (NDs) 1 of 2
Cobalt (mg/L)	GWC-12	0.005	n/a	2/7/2023	0.00058J	No	43	n/a	n/a	48.84	n/a	n/a	0.001037	NP Intra (normality) 1 of 2
Cobalt (mg/L)	GWC-17	0.002151	n/a	2/8/2023	0.0025ND	No	23	0.02623	0.008328	17.39	Kaplan-Meier	sqrt(x)	0.0003901	Param Intra 1 of 2
Cobalt (mg/L)	GWC-18	0.0025	n/a	2/7/2023	0.0025ND	No	23	n/a	n/a	91.3	n/a	n/a	0.003415	NP Intra (NDs) 1 of 2
Cobalt (mg/L)	GWC-19	0.0025	n/a	2/8/2023	0.0025ND	No	23	n/a	n/a	78.26	n/a	n/a	0.003415	NP Intra (NDs) 1 of 2
Cobalt (mg/L)	GWC-20	0.003273	n/a	2/8/2023	0.00075J	No	17	0.001572	0.0006589	0	None	No	0.0003901	Param Intra 1 of 2
Cobalt (mg/L)	GWC-21	0.002284	n/a	2/8/2023	0.00077J	No	22	0.00138	0.0003706	9.091	None	No	0.0003901	Param Intra 1 of 2

# Appendix I Intrawell Prediction Limits - All Results

Plant McIntosh    Client: Southern Company    Data: McIntosh LF4 CCR    Printed 3/7/2023, 10:56 AM

Constituent	Well	Upper Lim.	Lower Lim.	Date	Observ.	Sig.	Bg N	Bg Mean	Std. Dev.	%NDs	ND Adj.	Transform	Alpha	Method
Cobalt (mg/L)	GWC-23	0.01076	n/a	2/8/2023	0.0014J	No	18	0.005633	0.002013	0	None	No	0.0003901	Param Intra 1 of 2
Cobalt (mg/L)	GWC-9	0.0055	n/a	2/8/2023	0.0025ND	No	44	n/a	n/a	50	n/a	n/a	0.0009963	NP Intra (normality) 1 of 2
Copper (mg/L)	GWA-13	0.002	n/a	2/6/2023	0.002ND	No	17	n/a	n/a	94.12	n/a	n/a	0.005914	NP Intra (NDs) 1 of 2
Copper (mg/L)	GWA-14	0.002	n/a	2/7/2023	0.002ND	No	17	n/a	n/a	88.24	n/a	n/a	0.005914	NP Intra (NDs) 1 of 2
Copper (mg/L)	GWA-15	0.002	n/a	2/7/2023	0.002ND	No	17	n/a	n/a	94.12	n/a	n/a	0.005914	NP Intra (NDs) 1 of 2
Copper (mg/L)	GWA-16	0.002	n/a	2/7/2023	0.002ND	No	17	n/a	n/a	88.24	n/a	n/a	0.005914	NP Intra (NDs) 1 of 2
Copper (mg/L)	GWA-2	0.003	n/a	2/7/2023	0.002ND	No	38	n/a	n/a	97.37	n/a	n/a	0.001294	NP Intra (NDs) 1 of 2
Copper (mg/L)	GWA-3	0.0034	n/a	2/7/2023	0.002ND	No	37	n/a	n/a	86.49	n/a	n/a	0.001361	NP Intra (NDs) 1 of 2
Copper (mg/L)	GWA-4A	0.0051	n/a	2/7/2023	0.002ND	No	38	n/a	n/a	81.58	n/a	n/a	0.001294	NP Intra (NDs) 1 of 2
Copper (mg/L)	GWA-5	0.0021	n/a	2/7/2023	0.002ND	No	38	n/a	n/a	94.74	n/a	n/a	0.001294	NP Intra (NDs) 1 of 2
Copper (mg/L)	GWC-1	0.002	n/a	2/7/2023	0.002ND	No	37	n/a	n/a	97.3	n/a	n/a	0.001361	NP Intra (NDs) 1 of 2
Copper (mg/L)	GWC-11	0.0027	n/a	2/8/2023	0.002ND	No	38	n/a	n/a	89.47	n/a	n/a	0.001294	NP Intra (NDs) 1 of 2
Copper (mg/L)	GWC-12	0.002	n/a	2/7/2023	0.002ND	No	38	n/a	n/a	94.74	n/a	n/a	0.001294	NP Intra (NDs) 1 of 2
Copper (mg/L)	GWC-17	0.0021	n/a	2/8/2023	0.002ND	No	17	n/a	n/a	82.35	n/a	n/a	0.005914	NP Intra (NDs) 1 of 2
Copper (mg/L)	GWC-18	0.0021	n/a	2/7/2023	0.002ND	No	17	n/a	n/a	64.71	n/a	n/a	0.005914	NP Intra (NDs) 1 of 2
Copper (mg/L)	GWC-19	0.002	n/a	2/8/2023	0.002ND	No	17	n/a	n/a	88.24	n/a	n/a	0.005914	NP Intra (NDs) 1 of 2
Copper (mg/L)	GWC-20	0.002	n/a	2/8/2023	0.002ND	No	17	n/a	n/a	88.24	n/a	n/a	0.005914	NP Intra (NDs) 1 of 2
Copper (mg/L)	GWC-21	0.002	n/a	2/8/2023	0.002ND	No	16	n/a	n/a	81.25	n/a	n/a	0.006456	NP Intra (NDs) 1 of 2
Copper (mg/L)	GWC-23	0.002	n/a	2/8/2023	0.002ND	No	12	n/a	n/a	75	n/a	n/a	0.01077	NP Intra (NDs) 1 of 2
Copper (mg/L)	GWC-9	0.0021	n/a	2/8/2023	0.002ND	No	38	n/a	n/a	92.11	n/a	n/a	0.001294	NP Intra (NDs) 1 of 2
Lead (mg/L)	GWA-13	0.001	n/a	2/6/2023	0.001ND	No	23	n/a	n/a	95.65	n/a	n/a	0.003415	NP Intra (NDs) 1 of 2
Lead (mg/L)	GWA-14	0.001	n/a	2/7/2023	0.001ND	No	23	n/a	n/a	91.3	n/a	n/a	0.003415	NP Intra (NDs) 1 of 2
Lead (mg/L)	GWA-16	0.001	n/a	2/7/2023	0.001ND	No	23	n/a	n/a	91.3	n/a	n/a	0.003415	NP Intra (NDs) 1 of 2
<b>Lead (mg/L)</b>	<b>GWA-2</b>	<b>0.001</b>	<b>n/a</b>	<b>2/7/2023</b>	<b>0.0015</b>	<b>Yes</b>	<b>44</b>	<b>n/a</b>	<b>n/a</b>	<b>97.73</b>	<b>n/a</b>	<b>n/a</b>	<b>0.0009963</b>	<b>NP Intra (NDs) 1 of 2</b>
Lead (mg/L)	GWA-3	0.001	n/a	2/7/2023	0.001ND	No	43	n/a	n/a	100	n/a	n/a	0.001037	NP Intra (NDs) 1 of 2
Lead (mg/L)	GWA-4A	0.001	n/a	2/7/2023	0.001ND	No	44	n/a	n/a	95.45	n/a	n/a	0.0009963	NP Intra (NDs) 1 of 2
Lead (mg/L)	GWA-5	0.001	n/a	2/7/2023	0.001ND	No	46	n/a	n/a	91.3	n/a	n/a	0.0009151	NP Intra (NDs) 1 of 2
Lead (mg/L)	GWC-11	0.001	n/a	2/8/2023	0.001ND	No	44	n/a	n/a	90.91	n/a	n/a	0.0009963	NP Intra (NDs) 1 of 2
Lead (mg/L)	GWC-18	0.001	n/a	2/7/2023	0.00035J	No	23	n/a	n/a	78.26	n/a	n/a	0.003415	NP Intra (NDs) 1 of 2
Lead (mg/L)	GWC-20	0.001	n/a	2/8/2023	0.001ND	No	23	n/a	n/a	95.65	n/a	n/a	0.003415	NP Intra (NDs) 1 of 2
Lead (mg/L)	GWC-21	0.001	n/a	2/8/2023	0.001ND	No	23	n/a	n/a	91.3	n/a	n/a	0.003415	NP Intra (NDs) 1 of 2
Lead (mg/L)	GWC-23	0.001	n/a	2/8/2023	0.001ND	No	18	n/a	n/a	88.89	n/a	n/a	0.005373	NP Intra (NDs) 1 of 2
Nickel (mg/L)	GWA-13	0.001	n/a	2/6/2023	0.001ND	No	17	n/a	n/a	82.35	n/a	n/a	0.005914	NP Intra (NDs) 1 of 2
Nickel (mg/L)	GWA-14	0.001	n/a	2/7/2023	0.00061J	No	17	n/a	n/a	58.82	n/a	n/a	0.005914	NP Intra (NDs) 1 of 2
Nickel (mg/L)	GWA-15	0.001	n/a	2/7/2023	0.001ND	No	17	n/a	n/a	76.47	n/a	n/a	0.005914	NP Intra (NDs) 1 of 2
Nickel (mg/L)	GWA-16	0.001	n/a	2/7/2023	0.00054J	No	17	n/a	n/a	70.59	n/a	n/a	0.005914	NP Intra (NDs) 1 of 2
Nickel (mg/L)	GWA-2	0.0043	n/a	2/7/2023	0.00083J	No	38	n/a	n/a	73.68	n/a	n/a	0.001294	NP Intra (NDs) 1 of 2
Nickel (mg/L)	GWA-3	0.001	n/a	2/7/2023	0.001ND	No	36	n/a	n/a	88.89	n/a	n/a	0.001429	NP Intra (NDs) 1 of 2
Nickel (mg/L)	GWA-4A	0.0072	n/a	2/7/2023	0.001ND	No	38	n/a	n/a	60.53	n/a	n/a	0.001294	NP Intra (NDs) 1 of 2
Nickel (mg/L)	GWA-5	0.0031	n/a	2/7/2023	0.00046J	No	38	n/a	n/a	84.21	n/a	n/a	0.001294	NP Intra (NDs) 1 of 2
Nickel (mg/L)	GWC-1	0.0025	n/a	2/7/2023	0.0012	No	37	n/a	n/a	75.68	n/a	n/a	0.001361	NP Intra (NDs) 1 of 2
Nickel (mg/L)	GWC-10	0.0013	n/a	2/8/2023	0.001ND	No	38	n/a	n/a	92.11	n/a	n/a	0.001294	NP Intra (NDs) 1 of 2
Nickel (mg/L)	GWC-11	0.0049	n/a	2/8/2023	0.001ND	No	38	n/a	n/a	76.32	n/a	n/a	0.001294	NP Intra (NDs) 1 of 2
Nickel (mg/L)	GWC-12	0.0057	n/a	2/7/2023	0.00082J	No	38	n/a	n/a	76.32	n/a	n/a	0.001294	NP Intra (NDs) 1 of 2
Nickel (mg/L)	GWC-17	0.004264	n/a	2/8/2023	0.0017	No	17	0.04572	0.007587	5.882	None	sqrt(x)	0.0003901	Param Intra 1 of 2
Nickel (mg/L)	GWC-18	0.0025	n/a	2/7/2023	0.0011	No	17	n/a	n/a	41.18	n/a	n/a	0.005914	NP Intra (normality) 1 of 2
Nickel (mg/L)	GWC-19	0.002851	n/a	2/8/2023	0.0012	No	17	0.001691	0.0004494	5.882	None	No	0.0003901	Param Intra 1 of 2
Nickel (mg/L)	GWC-20	0.006632	n/a	2/8/2023	0.00083J	No	17	0.002119	0.001748	29.41	Kaplan-Meier	No	0.0003901	Param Intra 1 of 2
Nickel (mg/L)	GWC-21	0.0025	n/a	2/8/2023	0.00064J	No	17	n/a	n/a	64.71	n/a	n/a	0.005914	NP Intra (NDs) 1 of 2
Nickel (mg/L)	GWC-23	0.003189	n/a	2/8/2023	0.0013	No	12	0.001522	0.0005802	16.67	Kaplan-Meier	No	0.0003901	Param Intra 1 of 2
Nickel (mg/L)	GWC-9	0.0033	n/a	2/8/2023	0.00084J	No	38	n/a	n/a	81.58	n/a	n/a	0.001294	NP Intra (NDs) 1 of 2
Selenium (mg/L)	GWA-13	0.005	n/a	2/6/2023	0.005ND	No	23	n/a	n/a	95.65	n/a	n/a	0.003415	NP Intra (NDs) 1 of 2
Selenium (mg/L)	GWA-15	0.005	n/a	2/7/2023	0.005ND	No	23	n/a	n/a	95.65	n/a	n/a	0.003415	NP Intra (NDs) 1 of 2
Selenium (mg/L)	GWA-16	0.005	n/a	2/7/2023	0.005ND	No	23	n/a	n/a	95.65	n/a	n/a	0.003415	NP Intra (NDs) 1 of 2
Selenium (mg/L)	GWA-2	0.005	n/a	2/7/2023	0.005ND	No	44	n/a	n/a	93.18	n/a	n/a	0.0009963	NP Intra (NDs) 1 of 2

# Appendix I Intrawell Prediction Limits - All Results

Plant McIntosh Client: Southern Company Data: McIntosh LF4 CCR Printed 3/7/2023, 10:56 AM

Constituent	Well	Upper Lim.	Lower Lim.	Date	Observ.	Sig.	Bg N	Bg Mean	Std. Dev.	%NDs	ND Adj.	Transform	Alpha	Method
Selenium (mg/L)	GWA-3	0.005	n/a	2/7/2023	0.005ND	No	44	n/a	n/a	88.64	n/a	n/a	0.0009963	NP Intra (NDs) 1 of 2
Selenium (mg/L)	GWA-4A	0.005	n/a	2/7/2023	0.005ND	No	44	n/a	n/a	93.18	n/a	n/a	0.0009963	NP Intra (NDs) 1 of 2
Selenium (mg/L)	GWA-5	0.005	n/a	2/7/2023	0.005ND	No	45	n/a	n/a	97.78	n/a	n/a	0.0009557	NP Intra (NDs) 1 of 2
Selenium (mg/L)	GWC-1	0.005	n/a	2/7/2023	0.005ND	No	44	n/a	n/a	95.45	n/a	n/a	0.0009963	NP Intra (NDs) 1 of 2
Selenium (mg/L)	GWC-10	0.005	n/a	2/8/2023	0.005ND	No	44	n/a	n/a	95.45	n/a	n/a	0.0009963	NP Intra (NDs) 1 of 2
Selenium (mg/L)	GWC-11	0.005	n/a	2/8/2023	0.005ND	No	44	n/a	n/a	86.36	n/a	n/a	0.0009963	NP Intra (NDs) 1 of 2
Selenium (mg/L)	GWC-18	0.005	n/a	2/7/2023	0.005ND	No	23	n/a	n/a	95.65	n/a	n/a	0.003415	NP Intra (NDs) 1 of 2
Selenium (mg/L)	GWC-19	0.005	n/a	2/8/2023	0.005ND	No	23	n/a	n/a	95.65	n/a	n/a	0.003415	NP Intra (NDs) 1 of 2
Selenium (mg/L)	GWC-20	0.005	n/a	2/8/2023	0.005ND	No	23	n/a	n/a	95.65	n/a	n/a	0.003415	NP Intra (NDs) 1 of 2
Selenium (mg/L)	GWC-21	0.005	n/a	2/8/2023	0.005ND	No	23	n/a	n/a	95.65	n/a	n/a	0.003415	NP Intra (NDs) 1 of 2
Selenium (mg/L)	GWC-9	0.0058	n/a	2/8/2023	0.005ND	No	44	n/a	n/a	97.73	n/a	n/a	0.0009963	NP Intra (NDs) 1 of 2
Silver (mg/L)	GWC-11	0.001	n/a	2/8/2023	0.001ND	No	38	n/a	n/a	97.37	n/a	n/a	0.001294	NP Intra (NDs) 1 of 2
Thallium (mg/L)	GWA-13	0.001	n/a	2/6/2023	0.001ND	No	23	n/a	n/a	82.61	n/a	n/a	0.003415	NP Intra (NDs) 1 of 2
Thallium (mg/L)	GWA-14	0.001	n/a	2/7/2023	0.001ND	No	23	n/a	n/a	82.61	n/a	n/a	0.003415	NP Intra (NDs) 1 of 2
Thallium (mg/L)	GWA-16	0.001	n/a	2/7/2023	0.001ND	No	23	n/a	n/a	91.3	n/a	n/a	0.003415	NP Intra (NDs) 1 of 2
Thallium (mg/L)	GWA-2	0.001	n/a	2/7/2023	0.001ND	No	42	n/a	n/a	92.86	n/a	n/a	0.001077	NP Intra (NDs) 1 of 2
Thallium (mg/L)	GWA-3	0.001	n/a	2/7/2023	0.001ND	No	42	n/a	n/a	95.24	n/a	n/a	0.001077	NP Intra (NDs) 1 of 2
Thallium (mg/L)	GWA-4A	0.001	n/a	2/7/2023	0.001ND	No	42	n/a	n/a	95.24	n/a	n/a	0.001077	NP Intra (NDs) 1 of 2
Thallium (mg/L)	GWA-5	0.001	n/a	2/7/2023	0.001ND	No	44	n/a	n/a	97.73	n/a	n/a	0.0009963	NP Intra (NDs) 1 of 2
Thallium (mg/L)	GWC-10	0.001	n/a	2/8/2023	0.001ND	No	42	n/a	n/a	92.86	n/a	n/a	0.001077	NP Intra (NDs) 1 of 2
Thallium (mg/L)	GWC-11	0.001	n/a	2/8/2023	0.001ND	No	42	n/a	n/a	92.86	n/a	n/a	0.001077	NP Intra (NDs) 1 of 2
Thallium (mg/L)	GWC-12	0.001	n/a	2/7/2023	0.001ND	No	42	n/a	n/a	95.24	n/a	n/a	0.001077	NP Intra (NDs) 1 of 2
Thallium (mg/L)	GWC-17	0.001	n/a	2/8/2023	0.001ND	No	23	n/a	n/a	73.91	n/a	n/a	0.003415	NP Intra (NDs) 1 of 2
Thallium (mg/L)	GWC-18	0.001	n/a	2/7/2023	0.001ND	No	23	n/a	n/a	26.09	n/a	n/a	0.003415	NP Intra (normality) 1 of 2
Thallium (mg/L)	GWC-19	0.001	n/a	2/8/2023	0.001ND	No	23	n/a	n/a	86.96	n/a	n/a	0.003415	NP Intra (NDs) 1 of 2
Thallium (mg/L)	GWC-20	0.001	n/a	2/8/2023	0.001ND	No	23	n/a	n/a	69.57	n/a	n/a	0.003415	NP Intra (NDs) 1 of 2
Thallium (mg/L)	GWC-21	0.001	n/a	2/8/2023	0.001ND	No	23	n/a	n/a	86.96	n/a	n/a	0.003415	NP Intra (NDs) 1 of 2
Thallium (mg/L)	GWC-23	0.001	n/a	2/8/2023	0.001ND	No	18	n/a	n/a	66.67	n/a	n/a	0.005373	NP Intra (NDs) 1 of 2
Thallium (mg/L)	GWC-9	0.001	n/a	2/8/2023	0.001ND	No	42	n/a	n/a	97.62	n/a	n/a	0.001077	NP Intra (NDs) 1 of 2
Vanadium (mg/L)	GWA-13	0.0027	n/a	2/6/2023	0.002ND	No	17	n/a	n/a	76.47	n/a	n/a	0.005914	NP Intra (NDs) 1 of 2
Vanadium (mg/L)	GWA-14	0.002	n/a	2/7/2023	0.002ND	No	17	n/a	n/a	88.24	n/a	n/a	0.005914	NP Intra (NDs) 1 of 2
Vanadium (mg/L)	GWA-15	0.0041	n/a	2/7/2023	0.002ND	No	17	n/a	n/a	76.47	n/a	n/a	0.005914	NP Intra (NDs) 1 of 2
Vanadium (mg/L)	GWA-16	0.002	n/a	2/7/2023	0.002ND	No	17	n/a	n/a	76.47	n/a	n/a	0.005914	NP Intra (NDs) 1 of 2
Vanadium (mg/L)	GWA-2	0.0051	n/a	2/7/2023	0.002ND	No	38	n/a	n/a	86.84	n/a	n/a	0.001294	NP Intra (NDs) 1 of 2
Vanadium (mg/L)	GWA-3	0.005	n/a	2/7/2023	0.002ND	No	37	n/a	n/a	81.08	n/a	n/a	0.001361	NP Intra (NDs) 1 of 2
Vanadium (mg/L)	GWA-4A	0.0033	n/a	2/7/2023	0.002ND	No	38	n/a	n/a	86.84	n/a	n/a	0.001294	NP Intra (NDs) 1 of 2
Vanadium (mg/L)	GWA-5	0.0035	n/a	2/7/2023	0.002ND	No	38	n/a	n/a	86.84	n/a	n/a	0.001294	NP Intra (NDs) 1 of 2
Vanadium (mg/L)	GWC-1	0.0032	n/a	2/7/2023	0.002ND	No	37	n/a	n/a	83.78	n/a	n/a	0.001361	NP Intra (NDs) 1 of 2
Vanadium (mg/L)	GWC-10	0.0027	n/a	2/8/2023	0.001J	No	36	n/a	n/a	72.22	n/a	n/a	0.001429	NP Intra (NDs) 1 of 2
Vanadium (mg/L)	GWC-11	0.0025	n/a	2/8/2023	0.00095J	No	36	n/a	n/a	63.89	n/a	n/a	0.001429	NP Intra (NDs) 1 of 2
Vanadium (mg/L)	GWC-12	0.002	n/a	2/7/2023	0.002ND	No	36	n/a	n/a	91.67	n/a	n/a	0.001429	NP Intra (NDs) 1 of 2
Vanadium (mg/L)	GWC-17	0.004	n/a	2/8/2023	0.002ND	No	17	n/a	n/a	76.47	n/a	n/a	0.005914	NP Intra (NDs) 1 of 2
Vanadium (mg/L)	GWC-18	0.007255	n/a	2/7/2023	0.0038	No	17	0.05511	0.01165	0	None	sqrt(x)	0.0003901	Param Intra 1 of 2
Vanadium (mg/L)	GWC-19	0.0067	n/a	2/8/2023	0.00088J	No	17	n/a	n/a	41.18	n/a	n/a	0.005914	NP Intra (normality) 1 of 2
Vanadium (mg/L)	GWC-20	0.0074	n/a	2/8/2023	0.002ND	No	17	n/a	n/a	70.59	n/a	n/a	0.005914	NP Intra (NDs) 1 of 2
Vanadium (mg/L)	GWC-21	0.0058	n/a	2/8/2023	0.002ND	No	17	n/a	n/a	64.71	n/a	n/a	0.005914	NP Intra (NDs) 1 of 2
Vanadium (mg/L)	GWC-23	0.006259	n/a	2/8/2023	0.002ND	No	12	0.03924	0.01387	50	Kaplan-Meier	sqrt(x)	0.0003901	Param Intra 1 of 2
Vanadium (mg/L)	GWC-9	0.006	n/a	2/8/2023	0.002ND	No	37	n/a	n/a	86.49	n/a	n/a	0.001361	NP Intra (NDs) 1 of 2
Zinc (mg/L)	GWA-13	0.0061	n/a	2/6/2023	0.005ND	No	17	n/a	n/a	52.94	n/a	n/a	0.005914	NP Intra (NDs) 1 of 2
Zinc (mg/L)	GWA-14	0.024	n/a	2/7/2023	0.0031J	No	17	n/a	n/a	35.29	n/a	n/a	0.005914	NP Intra (normality) 1 of 2
Zinc (mg/L)	GWA-15	0.01172	n/a	2/7/2023	0.005ND	No	17	-5.418	0.3761	35.29	Kaplan-Meier	ln(x)	0.0003901	Param Intra 1 of 2
<b>Zinc (mg/L)</b>	<b>GWA-16</b>	<b>0.006209</b>	<b>n/a</b>	<b>2/7/2023</b>	<b>0.0063</b>	<b>Yes</b>	<b>17</b>	<b>0.003746</b>	<b>0.0009541</b>	<b>41.18</b>	<b>Kaplan-Meier</b>	<b>No</b>	<b>0.0003901</b>	<b>Param Intra 1 of 2</b>
Zinc (mg/L)	GWA-2	0.02	n/a	2/7/2023	0.0051	No	38	n/a	n/a	28.95	n/a	n/a	0.001294	NP Intra (normality) 1 of 2
Zinc (mg/L)	GWA-3	0.045	n/a	2/7/2023	0.0032J	No	37	n/a	n/a	48.65	n/a	n/a	0.001361	NP Intra (normality) 1 of 2
Zinc (mg/L)	GWA-4A	0.01481	n/a	2/7/2023	0.0031J	No	37	0.1712	0.03284	24.32	Kaplan-Meier	x^(1/3)	0.0003901	Param Intra 1 of 2

# Appendix I Intrawell Prediction Limits - All Results

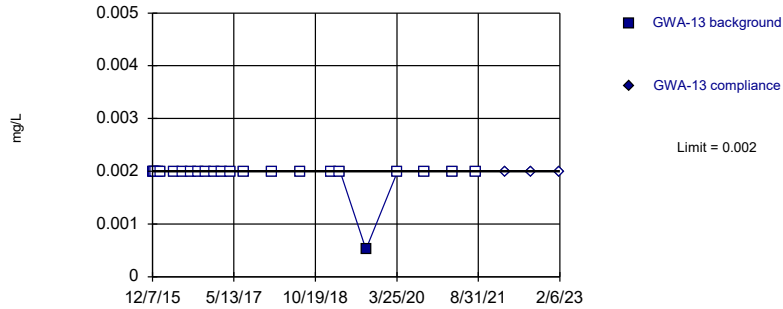
Plant McIntosh Client: Southern Company Data: McIntosh LF4 CCR Printed 3/7/2023, 10:56 AM

Constituent	Well	Upper Lim.	Lower Lim.	Date	Observ.	Sig.	Bg N	Bg Mean	Std. Dev.	%NDs	ND Adj.	Transform	Alpha	Method
Zinc (mg/L)	GWA-5	0.022	n/a	2/7/2023	0.0037J	No	38	n/a	n/a	34.21	n/a	n/a	0.001294	NP Intra (normality) 1 of 2
Zinc (mg/L)	GWC-1	0.015	n/a	2/7/2023	0.0055	No	37	n/a	n/a	27.03	n/a	n/a	0.001361	NP Intra (normality) 1 of 2
Zinc (mg/L)	GWC-10	0.019	n/a	2/8/2023	0.005ND	No	38	n/a	n/a	71.05	n/a	n/a	0.001294	NP Intra (NDs) 1 of 2
Zinc (mg/L)	GWC-11	0.0089	n/a	2/8/2023	0.005ND	No	37	n/a	n/a	64.86	n/a	n/a	0.001361	NP Intra (NDs) 1 of 2
Zinc (mg/L)	GWC-12	0.007519	n/a	2/7/2023	0.005ND	No	38	0.1521	0.01943	36.84	Kaplan-Meier	x <sup>(1/3)</sup>	0.0003901	Param Intra 1 of 2
Zinc (mg/L)	GWC-17	0.02	n/a	2/8/2023	0.0061	No	17	n/a	n/a	23.53	n/a	n/a	0.005914	NP Intra (normality) 1 of 2
Zinc (mg/L)	GWC-18	0.02397	n/a	2/7/2023	0.0032J	No	16	-5.62	0.7225	31.25	Kaplan-Meier	ln(x)	0.0003901	Param Intra 1 of 2
Zinc (mg/L)	GWC-19	0.017	n/a	2/8/2023	0.005ND	No	17	n/a	n/a	41.18	n/a	n/a	0.005914	NP Intra (normality) 1 of 2
Zinc (mg/L)	GWC-20	0.0084	n/a	2/8/2023	0.005ND	No	17	n/a	n/a	52.94	n/a	n/a	0.005914	NP Intra (NDs) 1 of 2
Zinc (mg/L)	GWC-21	0.0097	n/a	2/8/2023	0.005ND	No	17	n/a	n/a	52.94	n/a	n/a	0.005914	NP Intra (NDs) 1 of 2
Zinc (mg/L)	GWC-23	0.01473	n/a	2/8/2023	0.0046J	No	12	0.07662	0.01557	33.33	Kaplan-Meier	sqrt(x)	0.0003901	Param Intra 1 of 2
Zinc (mg/L)	GWC-9	0.051	n/a	2/8/2023	0.005ND	No	38	n/a	n/a	63.16	n/a	n/a	0.001294	NP Intra (NDs) 1 of 2



Within Limit

Prediction Limit  
Intrawell Non-parametric

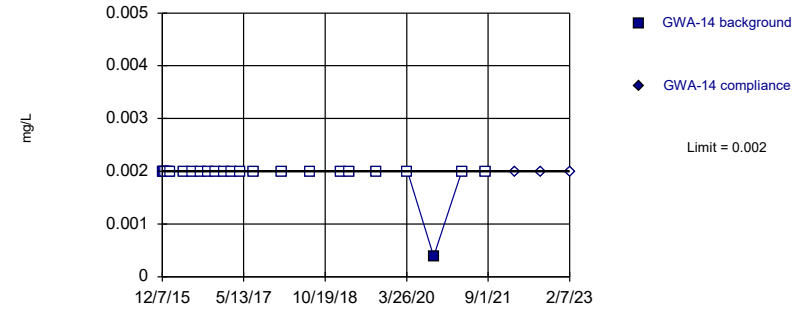


Non-parametric test used in lieu of parametric prediction limit because censored data exceeded 50%. Limit is highest of 23 background values. 95.65% NDs. Well-constituent pair annual alpha = 0.006819. Individual comparison alpha = 0.003415 (1 of 2).

Constituent: Antimony Analysis Run 3/7/2023 10:41 AM View: Appendix I - Intrawell  
Plant McIntosh Client: Southern Company Data: McIntosh LF4 CCR

Within Limit

Prediction Limit  
Intrawell Non-parametric

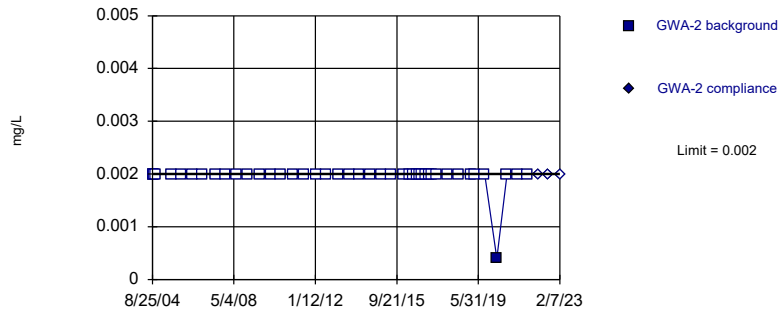


Non-parametric test used in lieu of parametric prediction limit because censored data exceeded 50%. Limit is highest of 23 background values. 95.65% NDs. Well-constituent pair annual alpha = 0.006819. Individual comparison alpha = 0.003415 (1 of 2).

Constituent: Antimony Analysis Run 3/7/2023 10:41 AM View: Appendix I - Intrawell  
Plant McIntosh Client: Southern Company Data: McIntosh LF4 CCR

Within Limit

Prediction Limit  
Intrawell Non-parametric

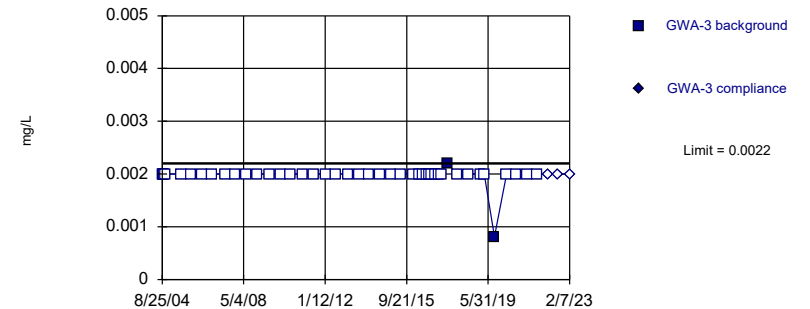


Non-parametric test used in lieu of parametric prediction limit because censored data exceeded 50%. Limit is highest of 44 background values. 97.73% NDs. Well-constituent pair annual alpha = 0.001992. Individual comparison alpha = 0.0009963 (1 of 2).

Constituent: Antimony Analysis Run 3/7/2023 10:41 AM View: Appendix I - Intrawell  
Plant McIntosh Client: Southern Company Data: McIntosh LF4 CCR

Within Limit

Prediction Limit  
Intrawell Non-parametric

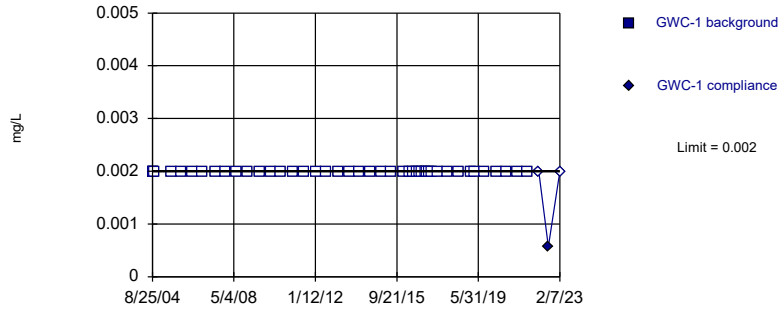


Non-parametric test used in lieu of parametric prediction limit because censored data exceeded 50%. Limit is highest of 44 background values. 95.45% NDs. Well-constituent pair annual alpha = 0.001992. Individual comparison alpha = 0.0009963 (1 of 2).

Constituent: Antimony Analysis Run 3/7/2023 10:41 AM View: Appendix I - Intrawell  
Plant McIntosh Client: Southern Company Data: McIntosh LF4 CCR

Within Limit

Prediction Limit  
Intrawell Non-parametric

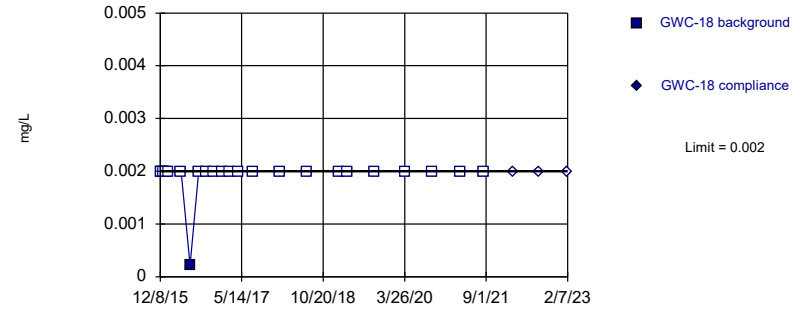


Non-parametric test used in lieu of parametric prediction limit because censored data exceeded 50%. All background values (n = 44) were censored; limit is most recent reporting limit. Well-constituent pair annual alpha = 0.001992. Individual comparison alpha = 0.0009963 (1 of 2).

Constituent: Antimony Analysis Run 3/7/2023 10:41 AM View: Appendix I - Intrawell  
Plant McIntosh Client: Southern Company Data: McIntosh LF4 CCR

Within Limit

Prediction Limit  
Intrawell Non-parametric

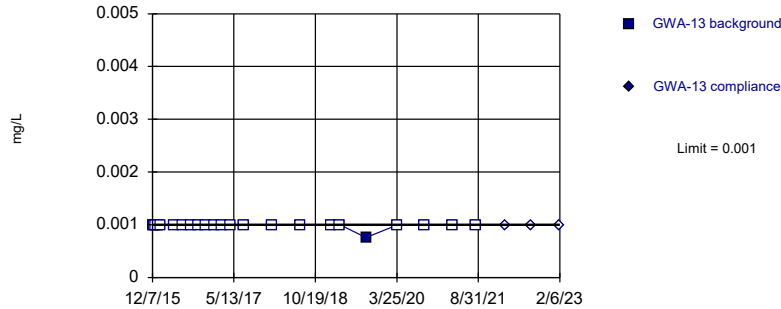


Non-parametric test used in lieu of parametric prediction limit because censored data exceeded 50%. Limit is highest of 23 background values. 95.65% NDs. Well-constituent pair annual alpha = 0.006819. Individual comparison alpha = 0.003415 (1 of 2).

Constituent: Antimony Analysis Run 3/7/2023 10:41 AM View: Appendix I - Intrawell  
Plant McIntosh Client: Southern Company Data: McIntosh LF4 CCR

Within Limit

Prediction Limit  
Intrawell Non-parametric

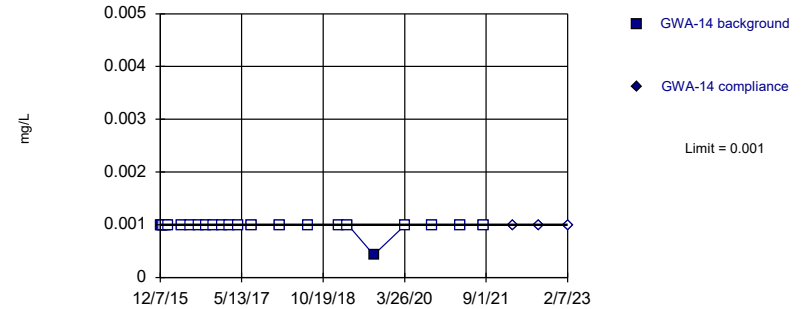


Non-parametric test used in lieu of parametric prediction limit because censored data exceeded 50%. Limit is highest of 23 background values. 95.65% NDs. Well-constituent pair annual alpha = 0.006819. Individual comparison alpha = 0.003415 (1 of 2).

Constituent: Arsenic Analysis Run 3/7/2023 10:41 AM View: Appendix I - Intrawell  
Plant McIntosh Client: Southern Company Data: McIntosh LF4 CCR

Within Limit

Prediction Limit  
Intrawell Non-parametric



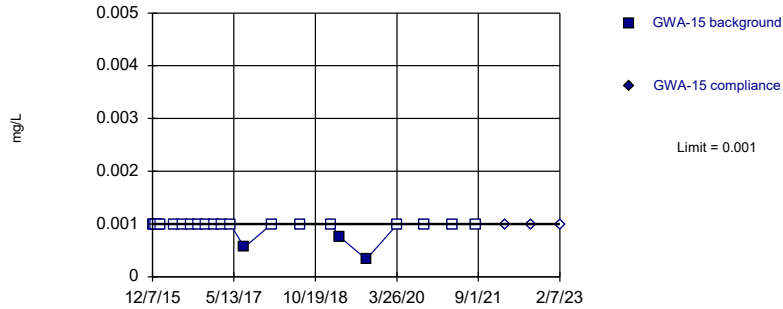
Non-parametric test used in lieu of parametric prediction limit because censored data exceeded 50%. Limit is highest of 23 background values. 95.65% NDs. Well-constituent pair annual alpha = 0.006819. Individual comparison alpha = 0.003415 (1 of 2).

Constituent: Arsenic Analysis Run 3/7/2023 10:41 AM View: Appendix I - Intrawell  
Plant McIntosh Client: Southern Company Data: McIntosh LF4 CCR

Within Limit

### Prediction Limit

Intrawell Non-parametric



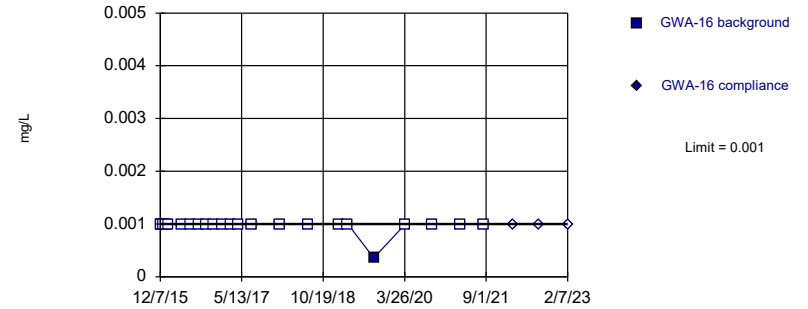
Non-parametric test used in lieu of parametric prediction limit because censored data exceeded 50%. Limit is highest of 23 background values. 86.96% NDs. Well-constituent pair annual alpha = 0.006819. Individual comparison alpha = 0.003415 (1 of 2).

Constituent: Arsenic Analysis Run 3/7/2023 10:41 AM View: Appendix I - Intrawell  
Plant McIntosh Client: Southern Company Data: McIntosh LF4 CCR

Within Limit

### Prediction Limit

Intrawell Non-parametric



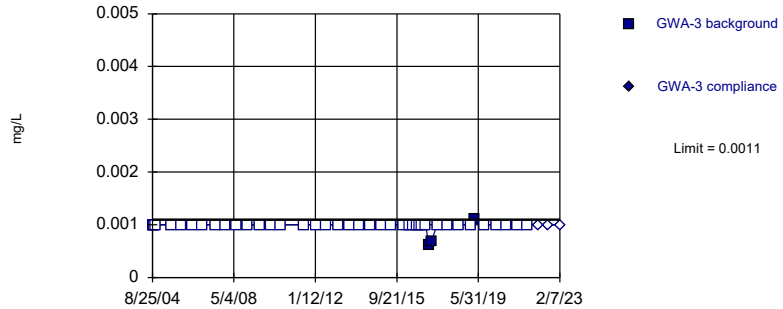
Non-parametric test used in lieu of parametric prediction limit because censored data exceeded 50%. Limit is highest of 23 background values. 95.65% NDs. Well-constituent pair annual alpha = 0.006819. Individual comparison alpha = 0.003415 (1 of 2).

Constituent: Arsenic Analysis Run 3/7/2023 10:41 AM View: Appendix I - Intrawell  
Plant McIntosh Client: Southern Company Data: McIntosh LF4 CCR

Within Limit

### Prediction Limit

Intrawell Non-parametric



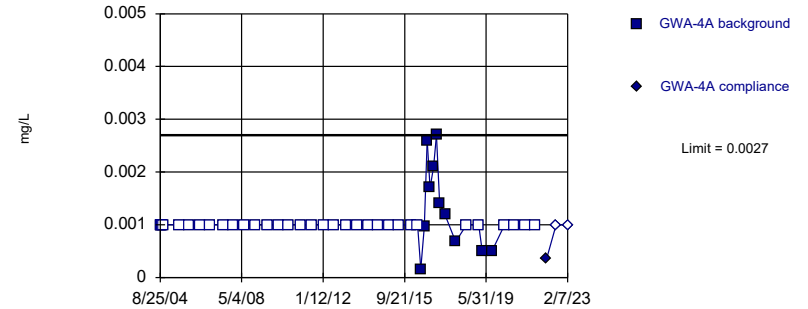
Non-parametric test used in lieu of parametric prediction limit because censored data exceeded 50%. Limit is highest of 43 background values. 93.02% NDs. Well-constituent pair annual alpha = 0.002073. Individual comparison alpha = 0.001037 (1 of 2).

Constituent: Arsenic Analysis Run 3/7/2023 10:41 AM View: Appendix I - Intrawell  
Plant McIntosh Client: Southern Company Data: McIntosh LF4 CCR

Within Limit

### Prediction Limit

Intrawell Non-parametric

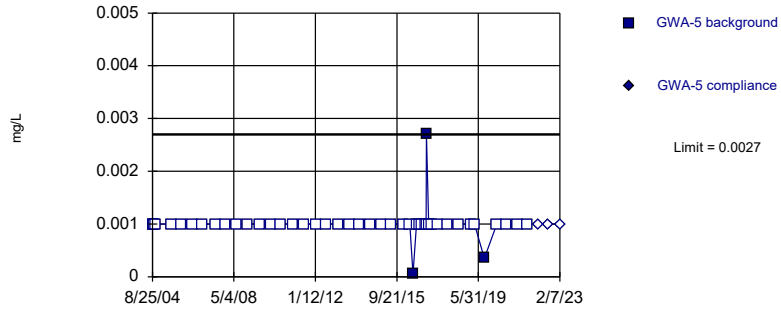


Non-parametric test used in lieu of parametric prediction limit because censored data exceeded 50%. Limit is highest of 44 background values. 75% NDs. Well-constituent pair annual alpha = 0.001992. Individual comparison alpha = 0.0009963 (1 of 2).

Constituent: Arsenic Analysis Run 3/7/2023 10:41 AM View: Appendix I - Intrawell  
Plant McIntosh Client: Southern Company Data: McIntosh LF4 CCR

Within Limit

Prediction Limit  
Intrawell Non-parametric

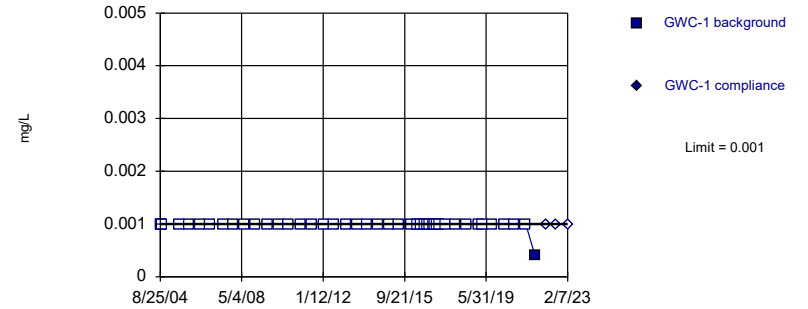


Non-parametric test used in lieu of parametric prediction limit because censored data exceeded 50%. Limit is highest of 46 background values. 93.48% NDs. Well-constituent pair annual alpha = 0.001829. Individual comparison alpha = 0.0009151 (1 of 2).

Constituent: Arsenic Analysis Run 3/7/2023 10:41 AM View: Appendix I - Intrawell  
Plant McIntosh Client: Southern Company Data: McIntosh LF4 CCR

Within Limit

Prediction Limit  
Intrawell Non-parametric

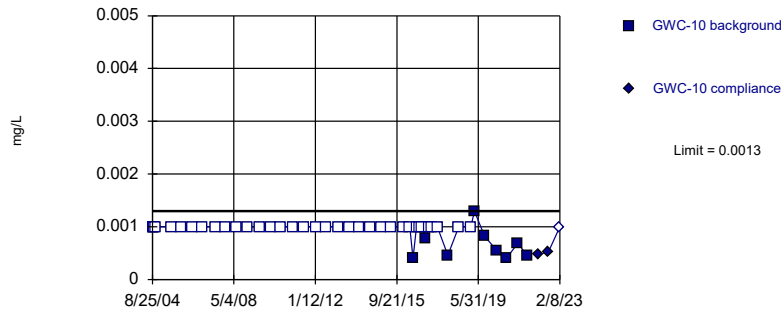


Non-parametric test used in lieu of parametric prediction limit because censored data exceeded 50%. Limit is highest of 44 background values. 97.73% NDs. Well-constituent pair annual alpha = 0.001992. Individual comparison alpha = 0.0009963 (1 of 2).

Constituent: Arsenic Analysis Run 3/7/2023 10:41 AM View: Appendix I - Intrawell  
Plant McIntosh Client: Southern Company Data: McIntosh LF4 CCR

Within Limit

Prediction Limit  
Intrawell Non-parametric

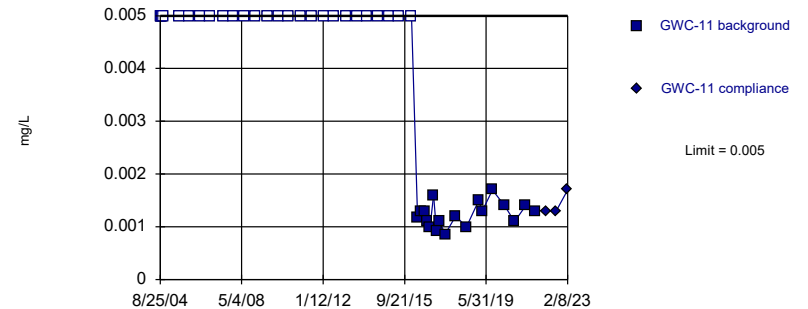


Non-parametric test used in lieu of parametric prediction limit because censored data exceeded 50%. Limit is highest of 44 background values. 79.55% NDs. Well-constituent pair annual alpha = 0.001992. Individual comparison alpha = 0.0009963 (1 of 2).

Constituent: Arsenic Analysis Run 3/7/2023 10:41 AM View: Appendix I - Intrawell  
Plant McIntosh Client: Southern Company Data: McIntosh LF4 CCR

Within Limit

Prediction Limit  
Intrawell Non-parametric



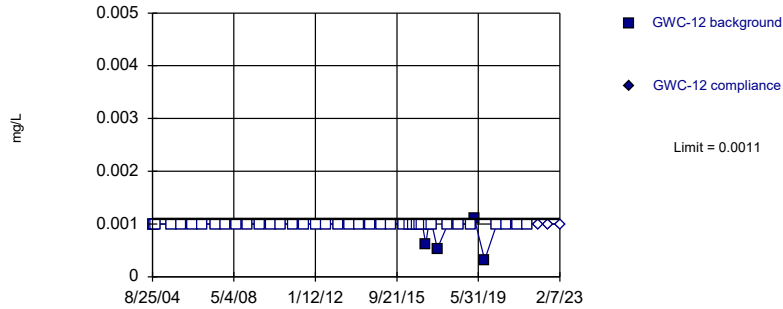
Non-parametric test used in lieu of parametric prediction limit because censored data exceeded 50%. Limit is highest of 44 background values. 59.09% NDs. Well-constituent pair annual alpha = 0.001992. Individual comparison alpha = 0.0009963 (1 of 2).

Constituent: Arsenic Analysis Run 3/7/2023 10:41 AM View: Appendix I - Intrawell  
Plant McIntosh Client: Southern Company Data: McIntosh LF4 CCR

Within Limit

Prediction Limit

Intrawell Non-parametric



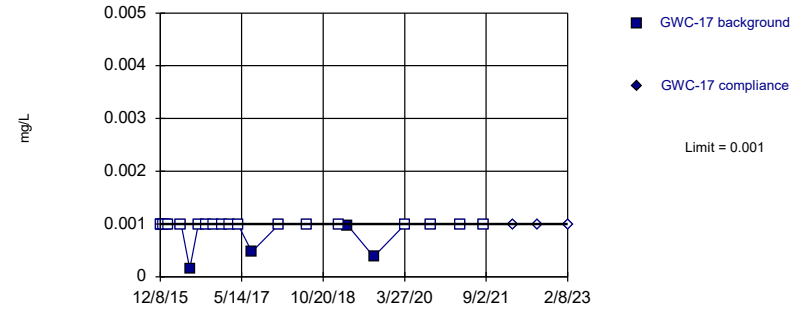
Non-parametric test used in lieu of parametric prediction limit because censored data exceeded 50%. Limit is highest of 44 background values. 90.91% NDs. Well-constituent pair annual alpha = 0.001992. Individual comparison alpha = 0.0009963 (1 of 2).

Constituent: Arsenic Analysis Run 3/7/2023 10:41 AM View: Appendix I - Intrawell  
Plant McIntosh Client: Southern Company Data: McIntosh LF4 CCR

Within Limit

Prediction Limit

Intrawell Non-parametric



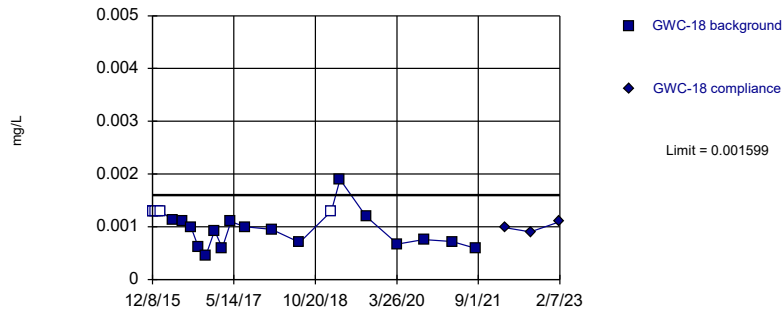
Non-parametric test used in lieu of parametric prediction limit because censored data exceeded 50%. Limit is highest of 23 background values. 82.61% NDs. Well-constituent pair annual alpha = 0.006819. Individual comparison alpha = 0.003415 (1 of 2).

Constituent: Arsenic Analysis Run 3/7/2023 10:41 AM View: Appendix I - Intrawell  
Plant McIntosh Client: Southern Company Data: McIntosh LF4 CCR

Within Limit

Prediction Limit

Intrawell Parametric



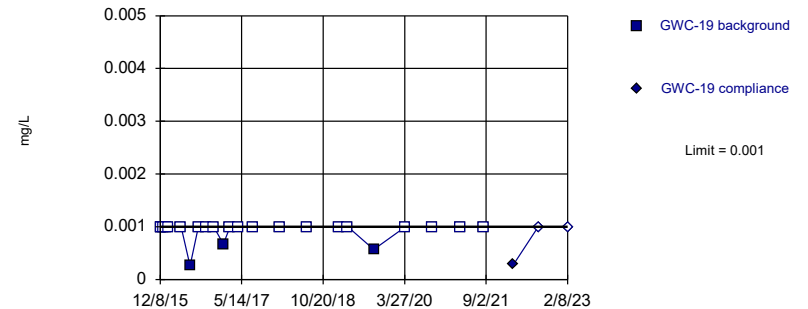
Background Data Summary (after Kaplan-Meier Adjustment): Mean=0.0008505, Std. Dev.=0.0003091, n=23, 26.09% NDs. Normality test: Shapiro Wilk @alpha = 0.01, calculated = 0.9326, critical = 0.881. Kappa = 2.421 (c=15, w=9, 1 of 2, event alpha = 0.05132). Report alpha = 0.0003901.

Constituent: Arsenic Analysis Run 3/7/2023 10:41 AM View: Appendix I - Intrawell  
Plant McIntosh Client: Southern Company Data: McIntosh LF4 CCR

Within Limit

Prediction Limit

Intrawell Non-parametric



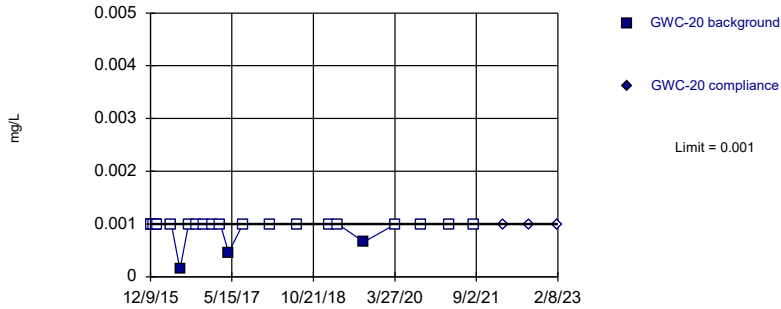
Non-parametric test used in lieu of parametric prediction limit because censored data exceeded 50%. Limit is highest of 23 background values. 86.96% NDs. Well-constituent pair annual alpha = 0.006819. Individual comparison alpha = 0.003415 (1 of 2).

Constituent: Arsenic Analysis Run 3/7/2023 10:41 AM View: Appendix I - Intrawell  
Plant McIntosh Client: Southern Company Data: McIntosh LF4 CCR

Within Limit

Prediction Limit

Intrawell Non-parametric



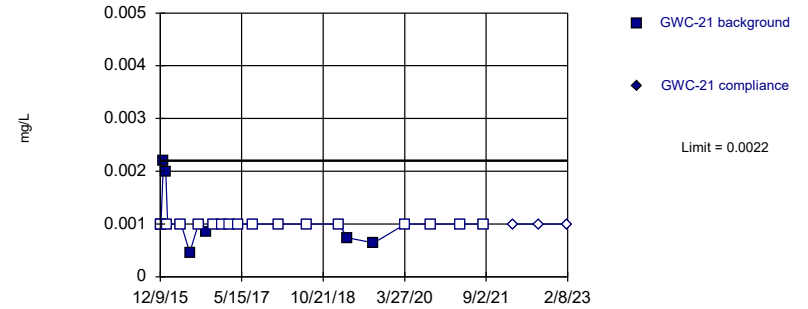
Non-parametric test used in lieu of parametric prediction limit because censored data exceeded 50%. Limit is highest of 23 background values. 86.96% NDs. Well-constituent pair annual alpha = 0.006819. Individual comparison alpha = 0.003415 (1 of 2).

Constituent: Arsenic Analysis Run 3/7/2023 10:41 AM View: Appendix I - Intrawell  
Plant McIntosh Client: Southern Company Data: McIntosh LF4 CCR

Within Limit

Prediction Limit

Intrawell Non-parametric



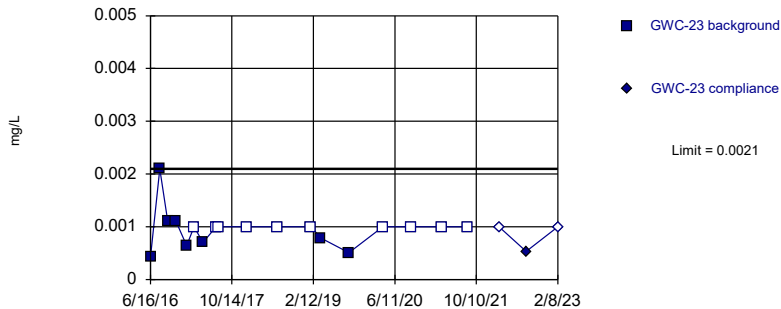
Non-parametric test used in lieu of parametric prediction limit because censored data exceeded 50%. Limit is highest of 23 background values. 73.91% NDs. Well-constituent pair annual alpha = 0.006819. Individual comparison alpha = 0.003415 (1 of 2).

Constituent: Arsenic Analysis Run 3/7/2023 10:41 AM View: Appendix I - Intrawell  
Plant McIntosh Client: Southern Company Data: McIntosh LF4 CCR

Within Limit

Prediction Limit

Intrawell Non-parametric



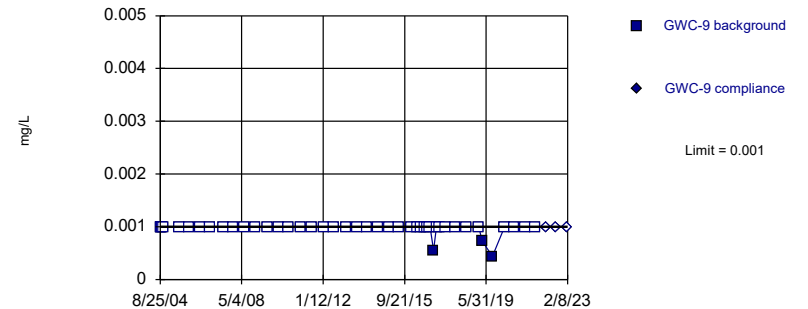
Non-parametric test used in lieu of parametric prediction limit because censored data exceeded 50%. Limit is highest of 18 background values. 55.56% NDs. Well-constituent pair annual alpha = 0.01072. Individual comparison alpha = 0.005373 (1 of 2).

Constituent: Arsenic Analysis Run 3/7/2023 10:41 AM View: Appendix I - Intrawell  
Plant McIntosh Client: Southern Company Data: McIntosh LF4 CCR

Within Limit

Prediction Limit

Intrawell Non-parametric

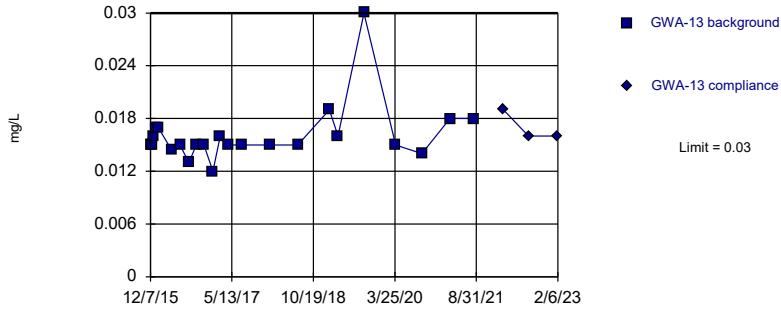


Non-parametric test used in lieu of parametric prediction limit because censored data exceeded 50%. Limit is highest of 44 background values. 93.18% NDs. Well-constituent pair annual alpha = 0.001992. Individual comparison alpha = 0.0009963 (1 of 2).

Constituent: Arsenic Analysis Run 3/7/2023 10:41 AM View: Appendix I - Intrawell  
Plant McIntosh Client: Southern Company Data: McIntosh LF4 CCR

Within Limit

### Prediction Limit Intrawell Non-parametric

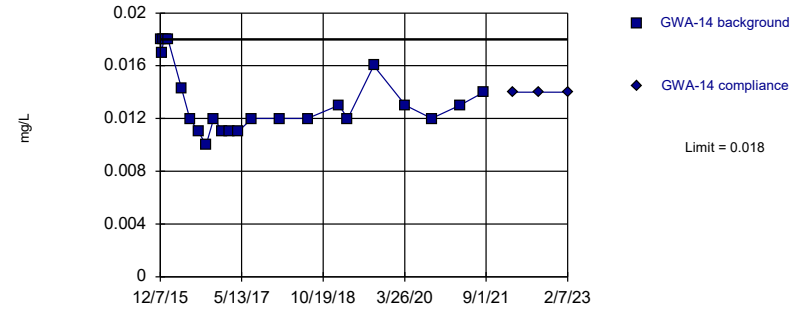


Non-parametric test used in lieu of parametric prediction limit because the Shapiro Wilk normality test showed the data to be non-normal at the 0.01 alpha level. Limit is highest of 23 background values. Well-constituent pair annual alpha = 0.006819. Individual comparison alpha = 0.003415 (1 of 2).

Constituent: Barium Analysis Run 3/7/2023 10:41 AM View: Appendix I - Intrawell  
Plant McIntosh Client: Southern Company Data: McIntosh LF4 CCR

Within Limit

### Prediction Limit Intrawell Non-parametric

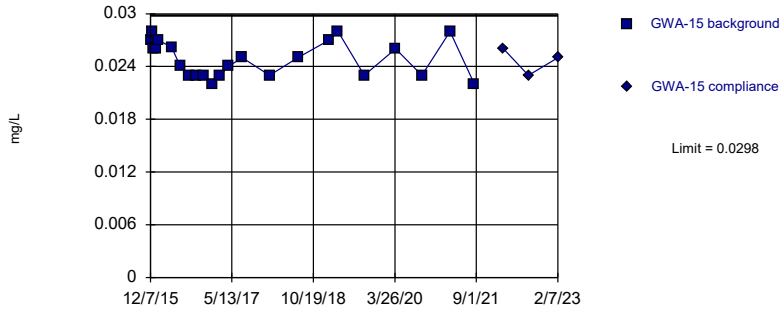


Non-parametric test used in lieu of parametric prediction limit because the Shapiro Wilk normality test showed the data to be non-normal at the 0.01 alpha level. Limit is highest of 23 background values. Well-constituent pair annual alpha = 0.006819. Individual comparison alpha = 0.003415 (1 of 2).

Constituent: Barium Analysis Run 3/7/2023 10:41 AM View: Appendix I - Intrawell  
Plant McIntosh Client: Southern Company Data: McIntosh LF4 CCR

Within Limit

### Prediction Limit Intrawell Parametric

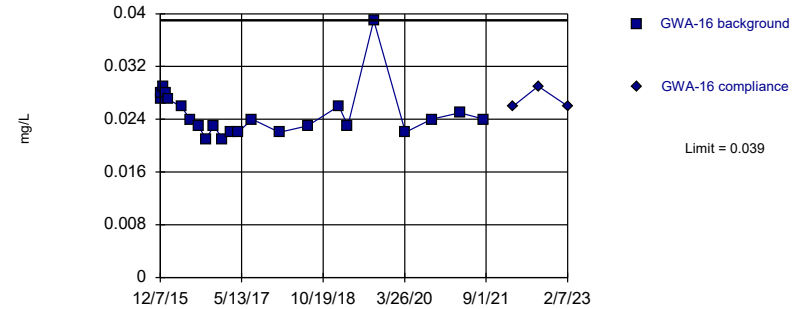


Background Data Summary: Mean=0.02488, Std. Dev.=0.002035, n=23. Normality test: Shapiro Wilk @alpha = 0.01, calculated = 0.896, critical = 0.881. Kappa = 2.421 (c=15, w=9, 1 of 2, event alpha = 0.05132). Report alpha = 0.0003901.

Constituent: Barium Analysis Run 3/7/2023 10:41 AM View: Appendix I - Intrawell  
Plant McIntosh Client: Southern Company Data: McIntosh LF4 CCR

Within Limit

### Prediction Limit Intrawell Non-parametric

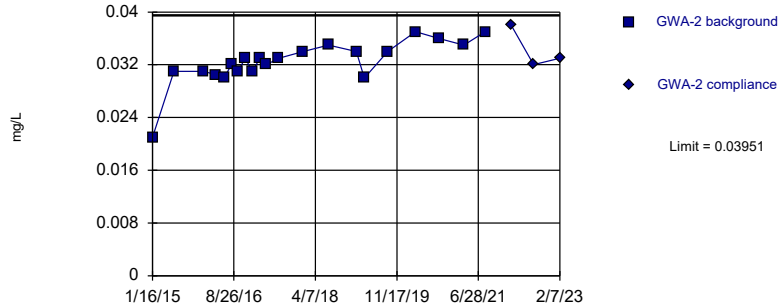


Non-parametric test used in lieu of parametric prediction limit because the Shapiro Wilk normality test showed the data to be non-normal at the 0.01 alpha level. Limit is highest of 23 background values. Well-constituent pair annual alpha = 0.006819. Individual comparison alpha = 0.003415 (1 of 2).

Constituent: Barium Analysis Run 3/7/2023 10:41 AM View: Appendix I - Intrawell  
Plant McIntosh Client: Southern Company Data: McIntosh LF4 CCR

Within Limit

Prediction Limit  
Intrawell Parametric

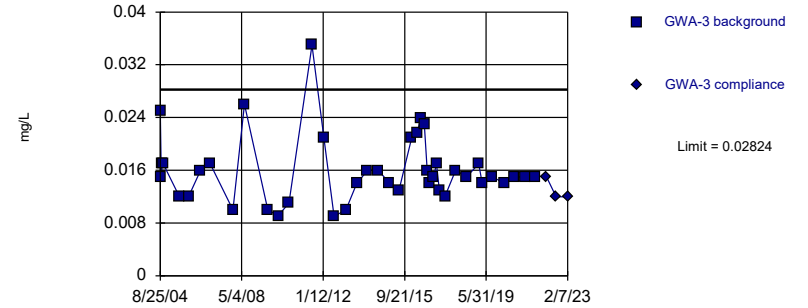


Background Data Summary (based on square transformation): Mean=0.001061, Std. Dev.=0.000203, n=21. Normality test: Shapiro Wilk @alpha = 0.01, calculated = 0.8974, critical = 0.873. Kappa = 2.461 (c=15, w=9, 1 of 2, event alpha = 0.05132). Report alpha = 0.0003901.

Constituent: Barium Analysis Run 3/7/2023 10:41 AM View: Appendix I - Intrawell  
Plant McIntosh Client: Southern Company Data: McIntosh LF4 CCR

Within Limit

Prediction Limit  
Intrawell Parametric

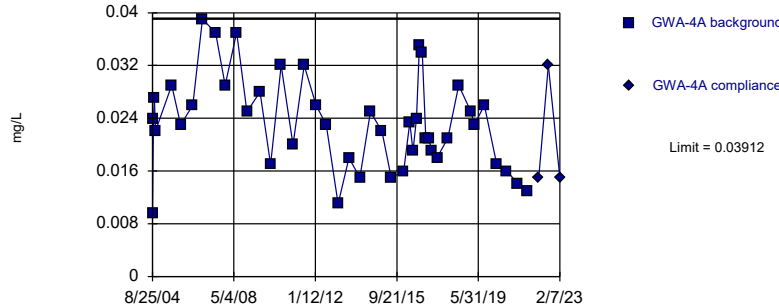


Background Data Summary (based on square root transformation): Mean=0.1253, Std. Dev.=0.01911, n=41. Normality test: Shapiro Wilk @alpha = 0.01, calculated = 0.9275, critical = 0.92. Kappa = 2.24 (c=15, w=9, 1 of 2, event alpha = 0.05132). Report alpha = 0.0003901.

Constituent: Barium Analysis Run 3/7/2023 10:41 AM View: Appendix I - Intrawell  
Plant McIntosh Client: Southern Company Data: McIntosh LF4 CCR

Within Limit

Prediction Limit  
Intrawell Parametric

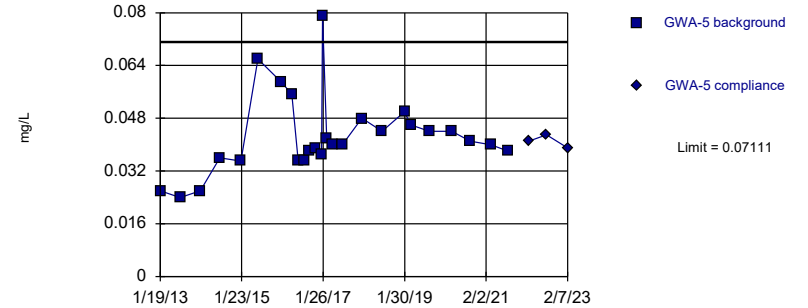


Background Data Summary: Mean=0.02332, Std. Dev.=0.007101, n=44. Normality test: Shapiro Wilk @alpha = 0.01, calculated = 0.9744, critical = 0.924. Kappa = 2.225 (c=15, w=9, 1 of 2, event alpha = 0.05132). Report alpha = 0.0003901.

Constituent: Barium Analysis Run 3/7/2023 10:41 AM View: Appendix I - Intrawell  
Plant McIntosh Client: Southern Company Data: McIntosh LF4 CCR

Within Limit

Prediction Limit  
Intrawell Parametric



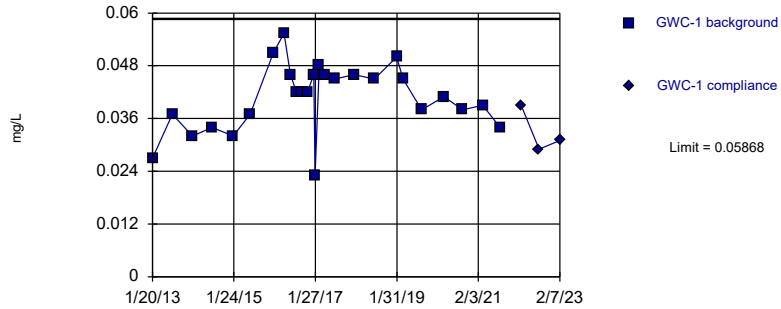
Background Data Summary: Mean=0.04259, Std. Dev.=0.01205, n=26. Normality test: Shapiro Wilk @alpha = 0.01, calculated = 0.8987, critical = 0.891. Kappa = 2.368 (c=15, w=9, 1 of 2, event alpha = 0.05132). Report alpha = 0.0003901.

Constituent: Barium Analysis Run 3/7/2023 10:41 AM View: Appendix I - Intrawell  
Plant McIntosh Client: Southern Company Data: McIntosh LF4 CCR



Within Limit

### Prediction Limit Intrawell Parametric

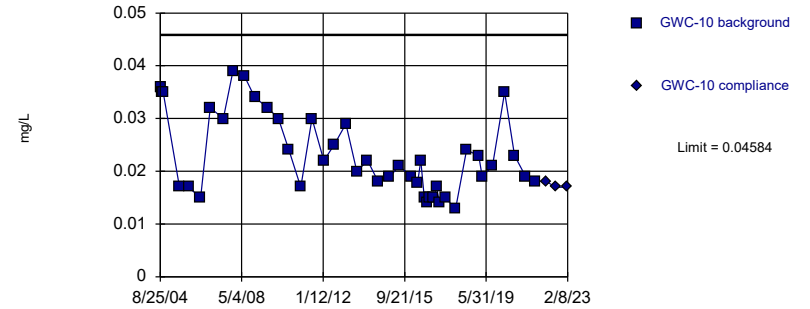


Background Data Summary: Mean=0.04082, Std. Dev.=0.007541, n=26. Normality test: Shapiro Wilk @alpha = 0.01, calculated = 0.9747, critical = 0.891. Kappa = 2.368 (c=15, w=9, 1 of 2, event alpha = 0.05132). Report alpha = 0.0003901.

Constituent: Barium Analysis Run 3/7/2023 10:41 AM View: Appendix I - Intrawell  
Plant McIntosh Client: Southern Company Data: McIntosh LF4 CCR

Within Limit

### Prediction Limit Intrawell Parametric

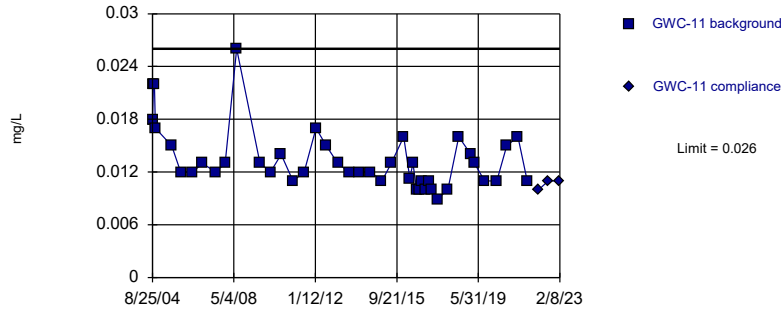


Background Data Summary (based on natural log transformation): Mean=-3.805, Std. Dev.=0.3247, n=44. Normality test: Shapiro Wilk @alpha = 0.01, calculated = 0.9255, critical = 0.924. Kappa = 2.225 (c=15, w=9, 1 of 2, event alpha = 0.05132). Report alpha = 0.0003901.

Constituent: Barium Analysis Run 3/7/2023 10:41 AM View: Appendix I - Intrawell  
Plant McIntosh Client: Southern Company Data: McIntosh LF4 CCR

Within Limit

### Prediction Limit Intrawell Non-parametric

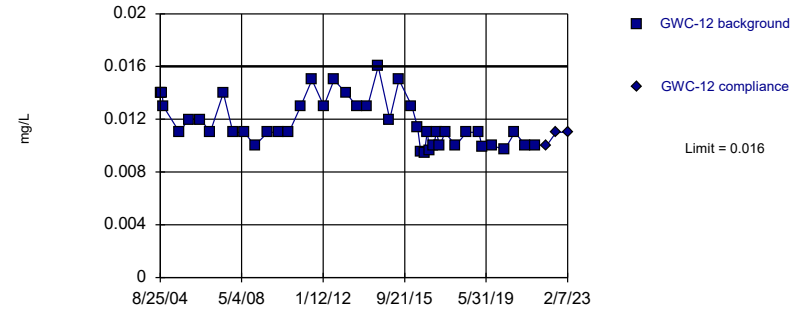


Non-parametric test used in lieu of parametric prediction limit because the Shapiro Wilk normality test showed the data to be non-normal at the 0.01 alpha level. Limit is highest of 43 background values. Well-constituent pair annual alpha = 0.002073. Individual comparison alpha = 0.001037 (1 of 2).

Constituent: Barium Analysis Run 3/7/2023 10:41 AM View: Appendix I - Intrawell  
Plant McIntosh Client: Southern Company Data: McIntosh LF4 CCR

Within Limit

### Prediction Limit Intrawell Non-parametric



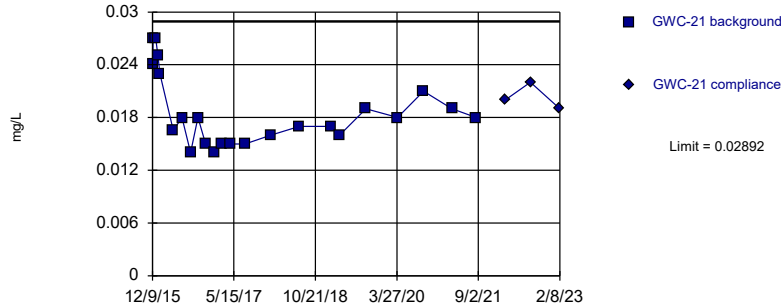
Non-parametric test used in lieu of parametric prediction limit because the Shapiro Wilk normality test showed the data to be non-normal at the 0.01 alpha level. Limit is highest of 44 background values. Well-constituent pair annual alpha = 0.001992. Individual comparison alpha = 0.0009963 (1 of 2).

Constituent: Barium Analysis Run 3/7/2023 10:41 AM View: Appendix I - Intrawell  
Plant McIntosh Client: Southern Company Data: McIntosh LF4 CCR



Within Limit

**Prediction Limit**  
Intrawell Parametric

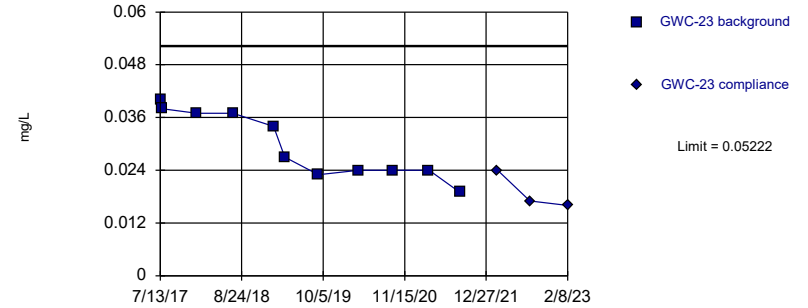


Background Data Summary (based on square root transformation): Mean=0.1356, Std. Dev.=0.01422, n=23. Normality test: Shapiro Wilk @alpha = 0.01, calculated = 0.891, critical = 0.881. Kappa = 2.421 (c=15, w=9, 1 of 2, event alpha = 0.05132). Report alpha = 0.0003901.

Constituent: Barium Analysis Run 3/7/2023 10:42 AM View: Appendix I - Intrawell  
Plant McIntosh Client: Southern Company Data: McIntosh LF4 CCR

Within Limit

**Prediction Limit**  
Intrawell Parametric

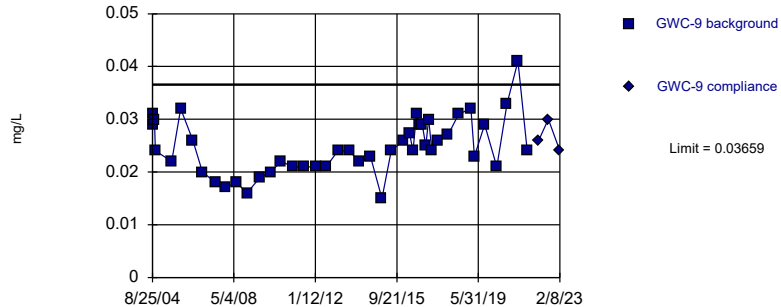


Background Data Summary: Mean=0.02973, Std. Dev.=0.007511, n=11. Normality test: Shapiro Wilk @alpha = 0.01, calculated = 0.8755, critical = 0.792. Kappa = 2.994 (c=15, w=9, 1 of 2, event alpha = 0.05132). Report alpha = 0.0003901.

Constituent: Barium Analysis Run 3/7/2023 10:42 AM View: Appendix I - Intrawell  
Plant McIntosh Client: Southern Company Data: McIntosh LF4 CCR

Within Limit

**Prediction Limit**  
Intrawell Parametric



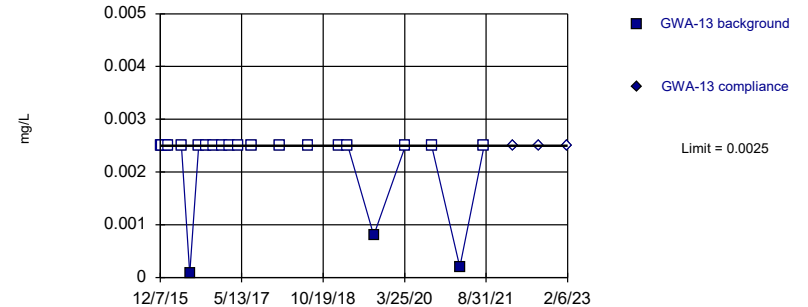
Background Data Summary: Mean=0.02483, Std. Dev.=0.005288, n=44. Normality test: Shapiro Wilk @alpha = 0.01, calculated = 0.9689, critical = 0.924. Kappa = 2.225 (c=15, w=9, 1 of 2, event alpha = 0.05132). Report alpha = 0.0003901.

Constituent: Barium Analysis Run 3/7/2023 10:42 AM View: Appendix I - Intrawell  
Plant McIntosh Client: Southern Company Data: McIntosh LF4 CCR

Hollow symbols indicate censored values.

Within Limit

**Prediction Limit**  
Intrawell Non-parametric

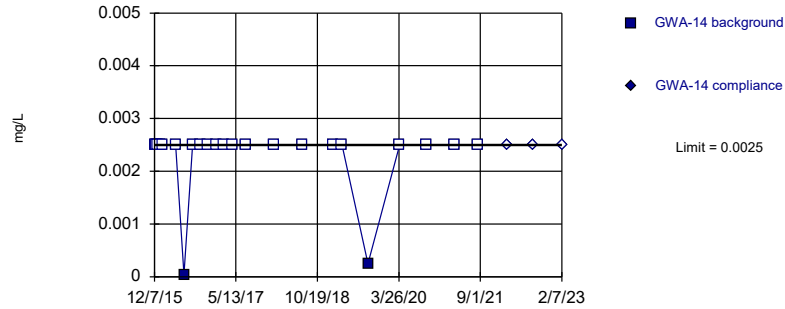


Non-parametric test used in lieu of parametric prediction limit because censored data exceeded 50%. Limit is highest of 22 background values. 86.36% NDs. Well-constituent pair annual alpha = 0.007401. Individual comparison alpha = 0.003707 (1 of 2).

Constituent: Beryllium Analysis Run 3/7/2023 10:42 AM View: Appendix I - Intrawell  
Plant McIntosh Client: Southern Company Data: McIntosh LF4 CCR

Within Limit

Prediction Limit  
 Intrawell Non-parametric

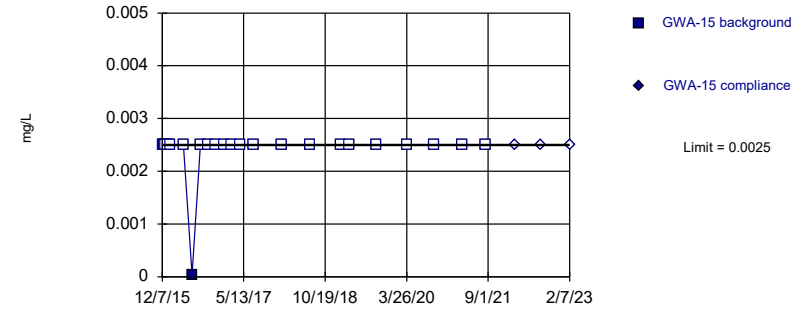


Non-parametric test used in lieu of parametric prediction limit because censored data exceeded 50%. Limit is highest of 23 background values. 91.3% NDs. Well-constituent pair annual alpha = 0.006819. Individual comparison alpha = 0.003415 (1 of 2).

Constituent: Beryllium Analysis Run 3/7/2023 10:42 AM View: Appendix I - Intrawell  
 Plant McIntosh Client: Southern Company Data: McIntosh LF4 CCR

Within Limit

Prediction Limit  
 Intrawell Non-parametric

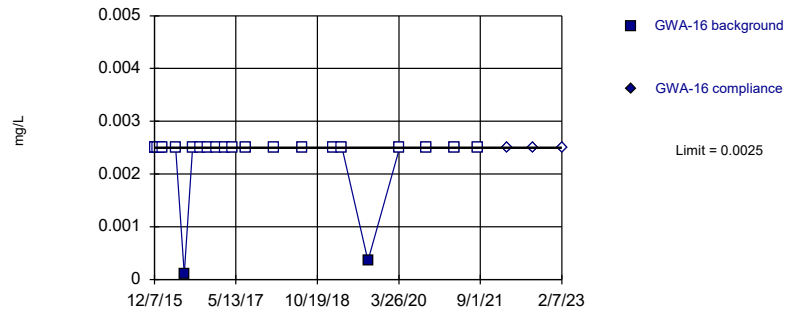


Non-parametric test used in lieu of parametric prediction limit because censored data exceeded 50%. Limit is highest of 23 background values. 95.65% NDs. Well-constituent pair annual alpha = 0.006819. Individual comparison alpha = 0.003415 (1 of 2).

Constituent: Beryllium Analysis Run 3/7/2023 10:42 AM View: Appendix I - Intrawell  
 Plant McIntosh Client: Southern Company Data: McIntosh LF4 CCR

Within Limit

Prediction Limit  
 Intrawell Non-parametric

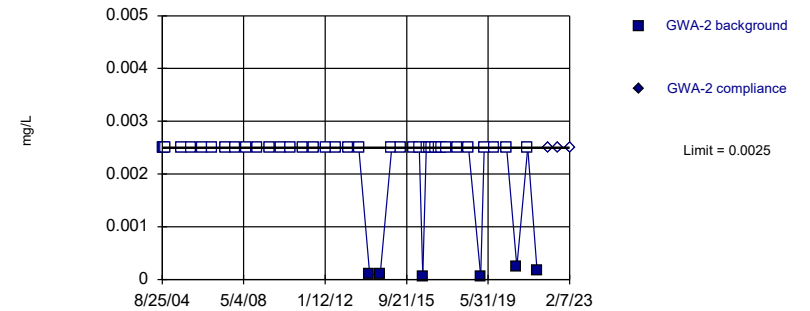


Non-parametric test used in lieu of parametric prediction limit because censored data exceeded 50%. Limit is highest of 23 background values. 91.3% NDs. Well-constituent pair annual alpha = 0.006819. Individual comparison alpha = 0.003415 (1 of 2).

Constituent: Beryllium Analysis Run 3/7/2023 10:42 AM View: Appendix I - Intrawell  
 Plant McIntosh Client: Southern Company Data: McIntosh LF4 CCR

Within Limit

Prediction Limit  
 Intrawell Non-parametric



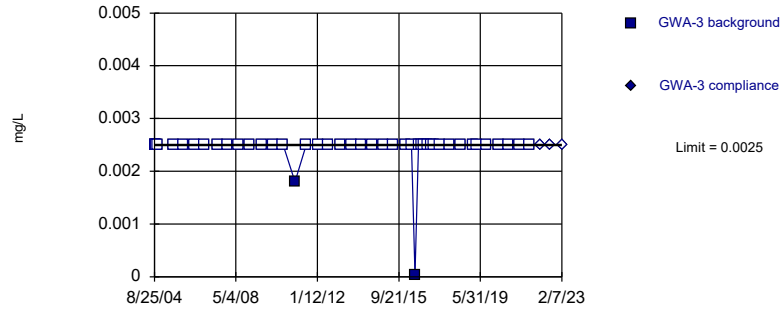
Non-parametric test used in lieu of parametric prediction limit because censored data exceeded 50%. Limit is highest of 44 background values. 86.36% NDs. Well-constituent pair annual alpha = 0.001992. Individual comparison alpha = 0.0009963 (1 of 2).

Constituent: Beryllium Analysis Run 3/7/2023 10:42 AM View: Appendix I - Intrawell  
 Plant McIntosh Client: Southern Company Data: McIntosh LF4 CCR

Within Limit

### Prediction Limit

Intrawell Non-parametric



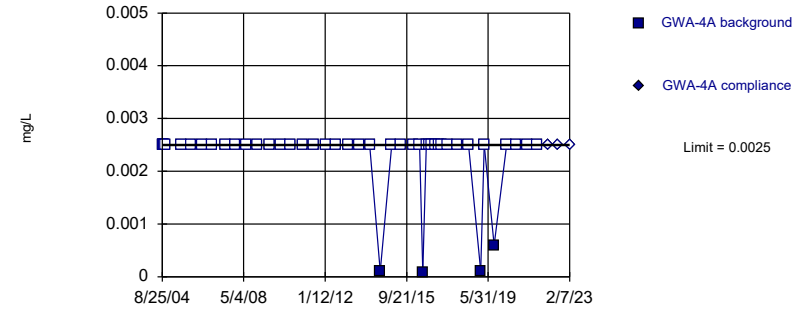
Non-parametric test used in lieu of parametric prediction limit because censored data exceeded 50%. Limit is highest of 44 background values. 95.45% NDs. Well-constituent pair annual alpha = 0.001992. Individual comparison alpha = 0.0009963 (1 of 2).

Constituent: Beryllium Analysis Run 3/7/2023 10:42 AM View: Appendix I - Intrawell  
Plant McIntosh Client: Southern Company Data: McIntosh LF4 CCR

Within Limit

### Prediction Limit

Intrawell Non-parametric



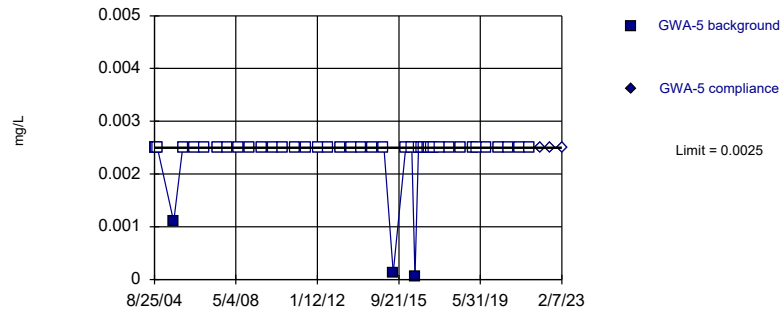
Non-parametric test used in lieu of parametric prediction limit because censored data exceeded 50%. Limit is highest of 44 background values. 90.91% NDs. Well-constituent pair annual alpha = 0.001992. Individual comparison alpha = 0.0009963 (1 of 2).

Constituent: Beryllium Analysis Run 3/7/2023 10:42 AM View: Appendix I - Intrawell  
Plant McIntosh Client: Southern Company Data: McIntosh LF4 CCR

Within Limit

### Prediction Limit

Intrawell Non-parametric



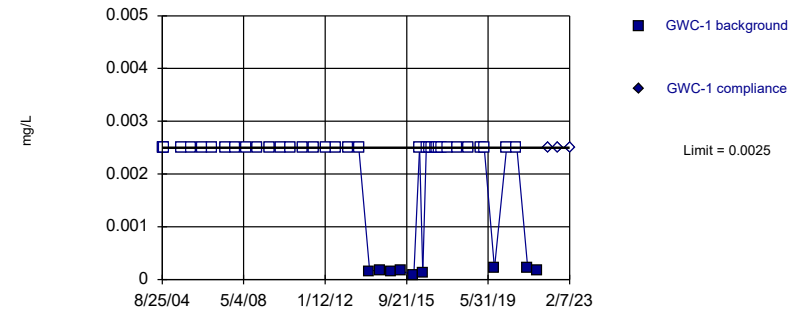
Non-parametric test used in lieu of parametric prediction limit because censored data exceeded 50%. Limit is highest of 46 background values. 93.48% NDs. Well-constituent pair annual alpha = 0.001829. Individual comparison alpha = 0.0009151 (1 of 2).

Constituent: Beryllium Analysis Run 3/7/2023 10:42 AM View: Appendix I - Intrawell  
Plant McIntosh Client: Southern Company Data: McIntosh LF4 CCR

Within Limit

### Prediction Limit

Intrawell Non-parametric



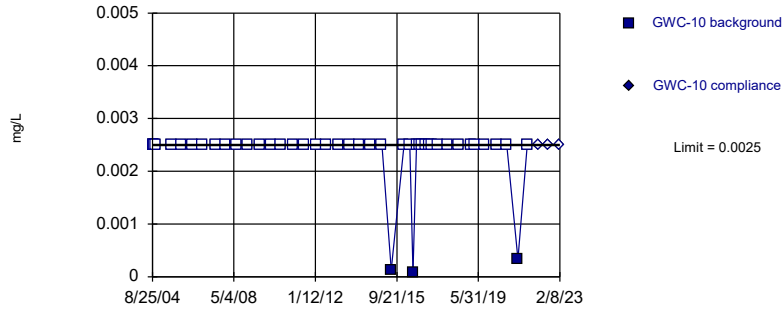
Non-parametric test used in lieu of parametric prediction limit because censored data exceeded 50%. Limit is highest of 44 background values. 79.55% NDs. Well-constituent pair annual alpha = 0.001992. Individual comparison alpha = 0.0009963 (1 of 2).

Constituent: Beryllium Analysis Run 3/7/2023 10:42 AM View: Appendix I - Intrawell  
Plant McIntosh Client: Southern Company Data: McIntosh LF4 CCR

Within Limit

### Prediction Limit

Intrawell Non-parametric



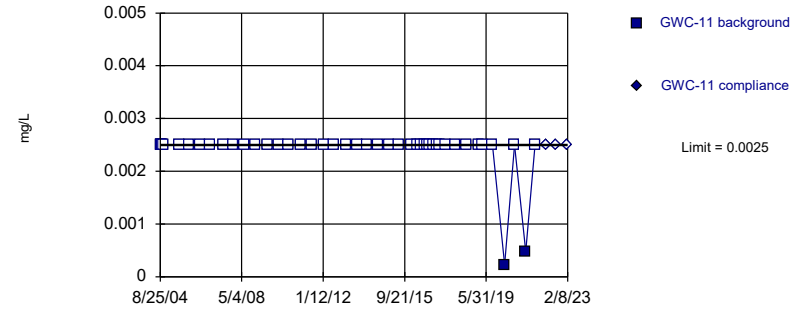
Non-parametric test used in lieu of parametric prediction limit because censored data exceeded 50%. Limit is highest of 44 background values. 93.18% NDs. Well-constituent pair annual alpha = 0.001992. Individual comparison alpha = 0.0009963 (1 of 2).

Constituent: Beryllium Analysis Run 3/7/2023 10:42 AM View: Appendix I - Intrawell  
Plant McIntosh Client: Southern Company Data: McIntosh LF4 CCR

Within Limit

### Prediction Limit

Intrawell Non-parametric



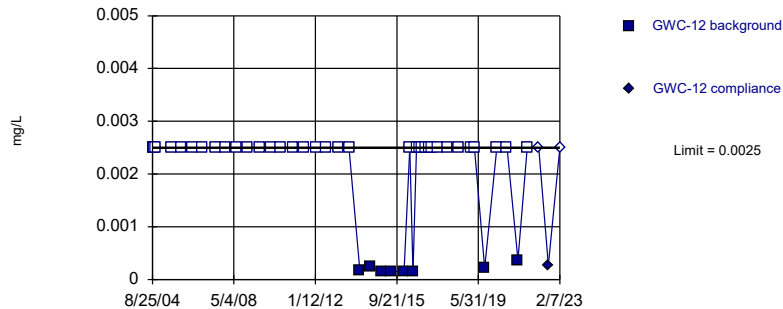
Non-parametric test used in lieu of parametric prediction limit because censored data exceeded 50%. Limit is highest of 44 background values. 95.45% NDs. Well-constituent pair annual alpha = 0.001992. Individual comparison alpha = 0.0009963 (1 of 2).

Constituent: Beryllium Analysis Run 3/7/2023 10:42 AM View: Appendix I - Intrawell  
Plant McIntosh Client: Southern Company Data: McIntosh LF4 CCR

Within Limit

### Prediction Limit

Intrawell Non-parametric



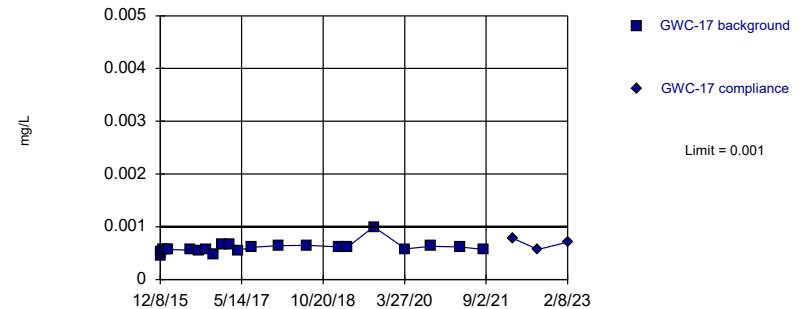
Non-parametric test used in lieu of parametric prediction limit because censored data exceeded 50%. Limit is highest of 44 background values. 81.82% NDs. Well-constituent pair annual alpha = 0.001992. Individual comparison alpha = 0.0009963 (1 of 2).

Constituent: Beryllium Analysis Run 3/7/2023 10:42 AM View: Appendix I - Intrawell  
Plant McIntosh Client: Southern Company Data: McIntosh LF4 CCR

Within Limit

### Prediction Limit

Intrawell Non-parametric

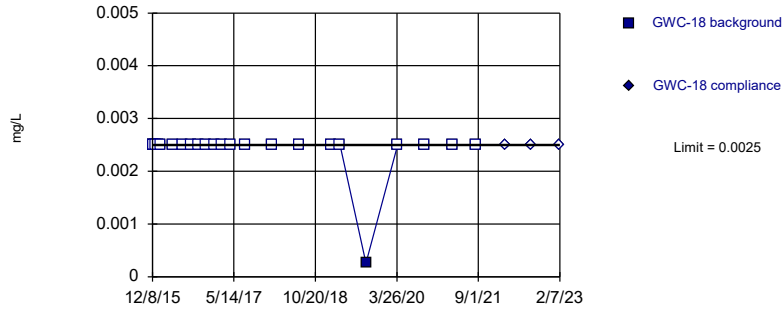


Non-parametric test used in lieu of parametric prediction limit because the Shapiro Wilk normality test showed the data to be non-normal at the 0.01 alpha level. Limit is highest of 22 background values. Well-constituent pair annual alpha = 0.007401. Individual comparison alpha = 0.003707 (1 of 2).

Constituent: Beryllium Analysis Run 3/7/2023 10:42 AM View: Appendix I - Intrawell  
Plant McIntosh Client: Southern Company Data: McIntosh LF4 CCR

Within Limit

Prediction Limit  
 Intrawell Non-parametric

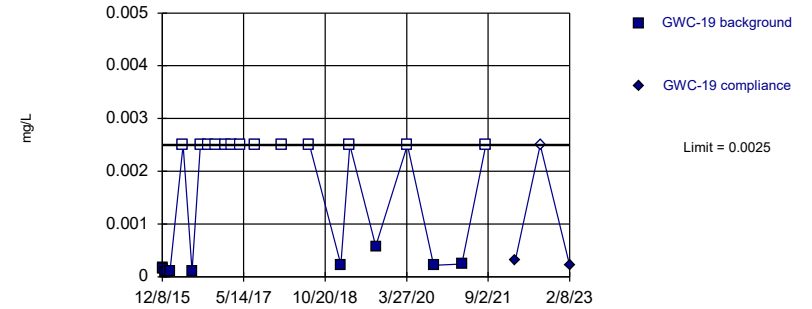


Non-parametric test used in lieu of parametric prediction limit because censored data exceeded 50%. Limit is highest of 23 background values. 95.65% NDs. Well-constituent pair annual alpha = 0.006819. Individual comparison alpha = 0.003415 (1 of 2).

Constituent: Beryllium Analysis Run 3/7/2023 10:42 AM View: Appendix I - Intrawell  
 Plant McIntosh Client: Southern Company Data: McIntosh LF4 CCR

Within Limit

Prediction Limit  
 Intrawell Non-parametric

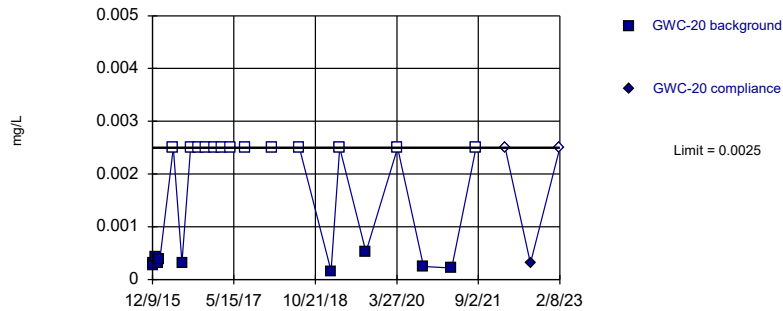


Non-parametric test used in lieu of parametric prediction limit because censored data exceeded 50%. Limit is highest of 23 background values. 56.52% NDs. Well-constituent pair annual alpha = 0.006819. Individual comparison alpha = 0.003415 (1 of 2).

Constituent: Beryllium Analysis Run 3/7/2023 10:42 AM View: Appendix I - Intrawell  
 Plant McIntosh Client: Southern Company Data: McIntosh LF4 CCR

Within Limit

Prediction Limit  
 Intrawell Non-parametric

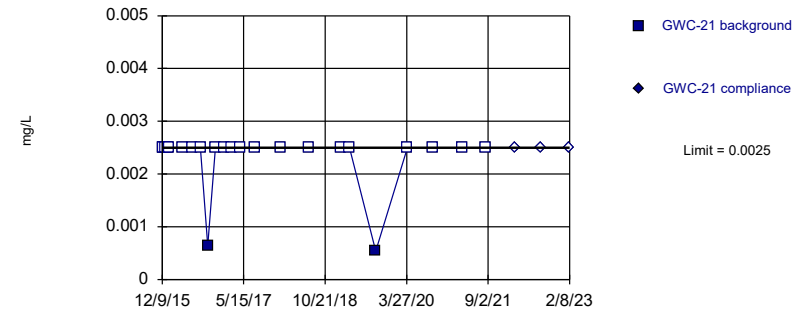


Non-parametric test used in lieu of parametric prediction limit because censored data exceeded 50%. Limit is highest of 23 background values. 56.52% NDs. Well-constituent pair annual alpha = 0.006819. Individual comparison alpha = 0.003415 (1 of 2).

Constituent: Beryllium Analysis Run 3/7/2023 10:42 AM View: Appendix I - Intrawell  
 Plant McIntosh Client: Southern Company Data: McIntosh LF4 CCR

Within Limit

Prediction Limit  
 Intrawell Non-parametric

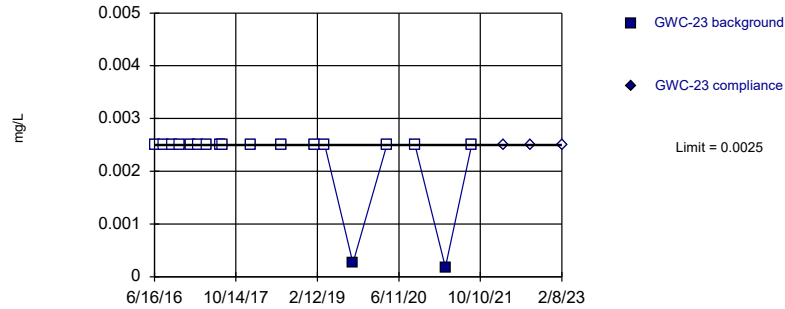


Non-parametric test used in lieu of parametric prediction limit because censored data exceeded 50%. Limit is highest of 23 background values. 91.3% NDs. Well-constituent pair annual alpha = 0.006819. Individual comparison alpha = 0.003415 (1 of 2).

Constituent: Beryllium Analysis Run 3/7/2023 10:42 AM View: Appendix I - Intrawell  
 Plant McIntosh Client: Southern Company Data: McIntosh LF4 CCR

Within Limit

Prediction Limit  
Intrawell Non-parametric

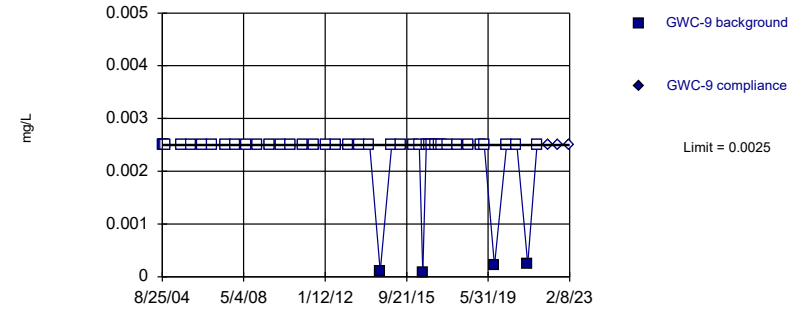


Non-parametric test used in lieu of parametric prediction limit because censored data exceeded 50%. Limit is highest of 18 background values. 88.89% NDs. Well-constituent pair annual alpha = 0.01072. Individual comparison alpha = 0.005373 (1 of 2).

Constituent: Beryllium Analysis Run 3/7/2023 10:42 AM View: Appendix I - Intrawell  
Plant McIntosh Client: Southern Company Data: McIntosh LF4 CCR

Within Limit

Prediction Limit  
Intrawell Non-parametric

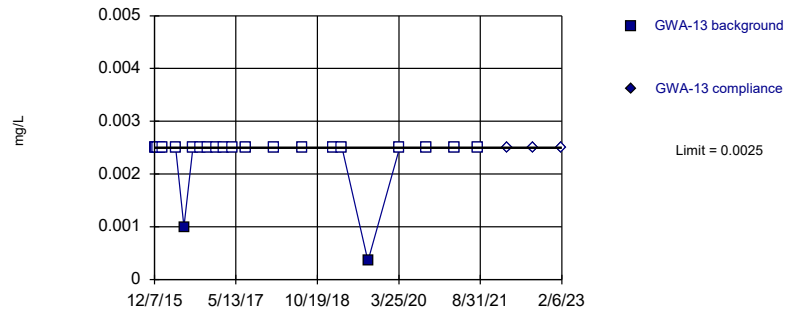


Non-parametric test used in lieu of parametric prediction limit because censored data exceeded 50%. Limit is highest of 44 background values. 90.91% NDs. Well-constituent pair annual alpha = 0.001992. Individual comparison alpha = 0.0009963 (1 of 2).

Constituent: Beryllium Analysis Run 3/7/2023 10:42 AM View: Appendix I - Intrawell  
Plant McIntosh Client: Southern Company Data: McIntosh LF4 CCR

Within Limit

Prediction Limit  
Intrawell Non-parametric

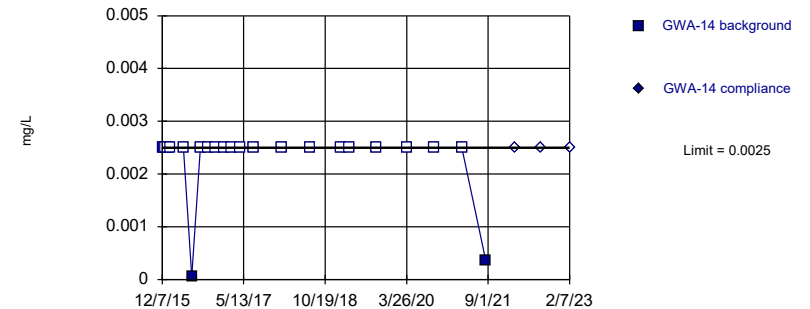


Non-parametric test used in lieu of parametric prediction limit because censored data exceeded 50%. Limit is highest of 23 background values. 91.3% NDs. Well-constituent pair annual alpha = 0.006819. Individual comparison alpha = 0.003415 (1 of 2).

Constituent: Cadmium Analysis Run 3/7/2023 10:42 AM View: Appendix I - Intrawell  
Plant McIntosh Client: Southern Company Data: McIntosh LF4 CCR

Within Limit

Prediction Limit  
Intrawell Non-parametric



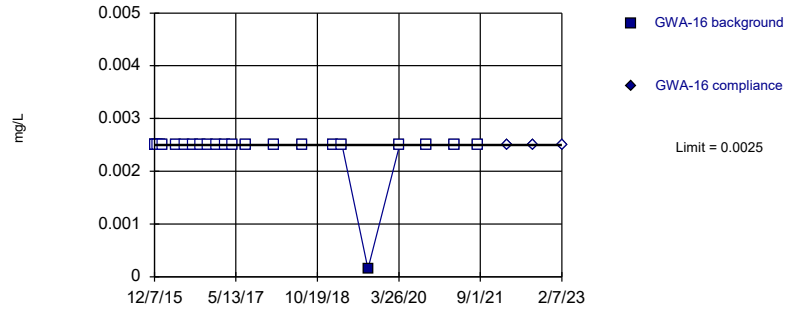
Non-parametric test used in lieu of parametric prediction limit because censored data exceeded 50%. Limit is highest of 23 background values. 91.3% NDs. Well-constituent pair annual alpha = 0.006819. Individual comparison alpha = 0.003415 (1 of 2).

Constituent: Cadmium Analysis Run 3/7/2023 10:42 AM View: Appendix I - Intrawell  
Plant McIntosh Client: Southern Company Data: McIntosh LF4 CCR



Within Limit

Prediction Limit  
Intrawell Non-parametric

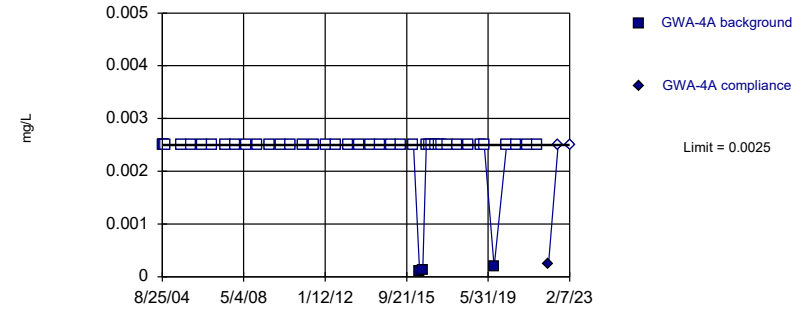


Non-parametric test used in lieu of parametric prediction limit because censored data exceeded 50%. Limit is highest of 23 background values. 95.65% NDs. Well-constituent pair annual alpha = 0.006819. Individual comparison alpha = 0.003415 (1 of 2).

Constituent: Cadmium Analysis Run 3/7/2023 10:42 AM View: Appendix I - Intrawell  
Plant McIntosh Client: Southern Company Data: McIntosh LF4 CCR

Within Limit

Prediction Limit  
Intrawell Non-parametric

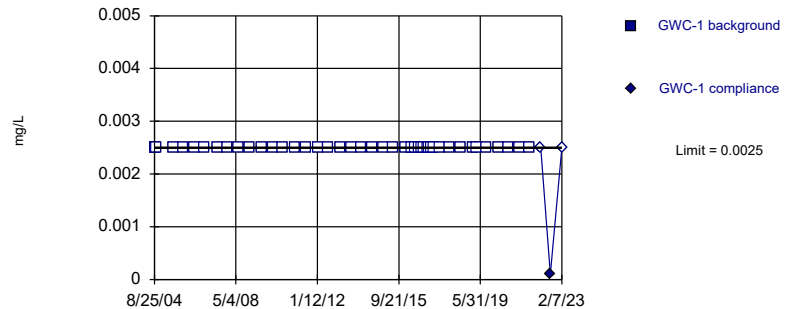


Non-parametric test used in lieu of parametric prediction limit because censored data exceeded 50%. Limit is highest of 44 background values. 93.18% NDs. Well-constituent pair annual alpha = 0.001992. Individual comparison alpha = 0.0009963 (1 of 2).

Constituent: Cadmium Analysis Run 3/7/2023 10:42 AM View: Appendix I - Intrawell  
Plant McIntosh Client: Southern Company Data: McIntosh LF4 CCR

Within Limit

Prediction Limit  
Intrawell Non-parametric

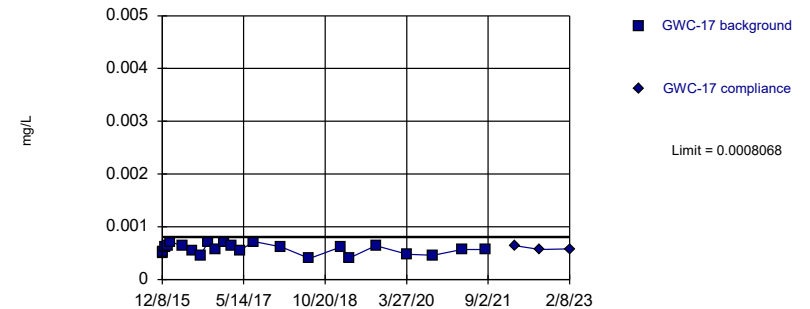


Non-parametric test used in lieu of parametric prediction limit because censored data exceeded 50%. All background values (n = 44) were censored; limit is most recent reporting limit. Well-constituent pair annual alpha = 0.001992. Individual comparison alpha = 0.0009963 (1 of 2).

Constituent: Cadmium Analysis Run 3/7/2023 10:42 AM View: Appendix I - Intrawell  
Plant McIntosh Client: Southern Company Data: McIntosh LF4 CCR

Within Limit

Prediction Limit  
Intrawell Parametric



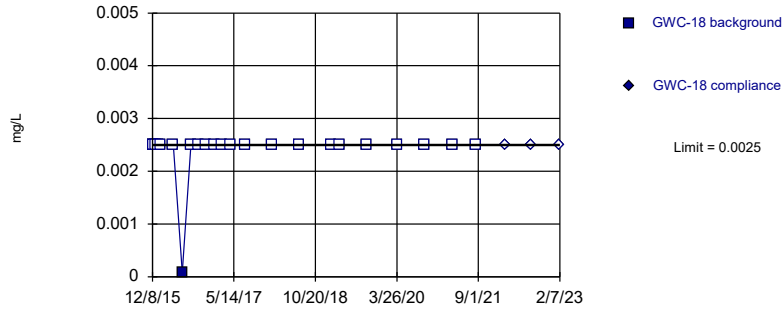
Background Data Summary: Mean=0.0005767, Std. Dev.=0.00009507, n=23. Normality test: Shapiro Wilk @alpha = 0.01, calculated = 0.9537, critical = 0.881. Kappa = 2.421 (c=15, w=9, 1 of 2, event alpha = 0.05132). Report alpha = 0.0003901.

Constituent: Cadmium Analysis Run 3/7/2023 10:42 AM View: Appendix I - Intrawell  
Plant McIntosh Client: Southern Company Data: McIntosh LF4 CCR

Within Limit

Prediction Limit

Intrawell Non-parametric



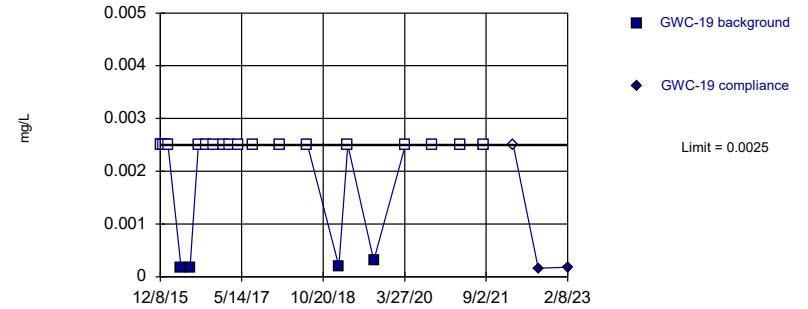
Non-parametric test used in lieu of parametric prediction limit because censored data exceeded 50%. Limit is highest of 23 background values. 95.65% NDs. Well-constituent pair annual alpha = 0.006819. Individual comparison alpha = 0.003415 (1 of 2).

Constituent: Cadmium Analysis Run 3/7/2023 10:42 AM View: Appendix I - Intrawell  
Plant McIntosh Client: Southern Company Data: McIntosh LF4 CCR

Within Limit

Prediction Limit

Intrawell Non-parametric



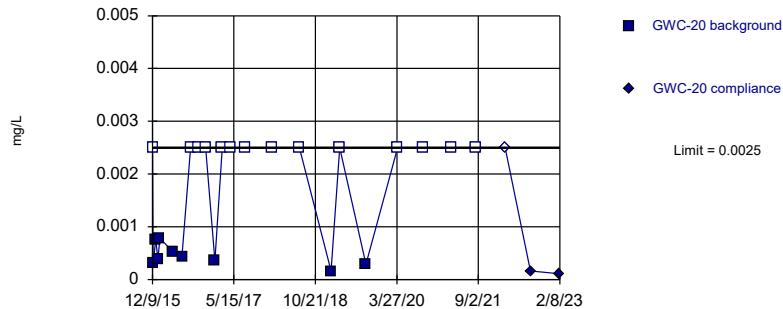
Non-parametric test used in lieu of parametric prediction limit because censored data exceeded 50%. Limit is highest of 23 background values. 82.61% NDs. Well-constituent pair annual alpha = 0.006819. Individual comparison alpha = 0.003415 (1 of 2).

Constituent: Cadmium Analysis Run 3/7/2023 10:42 AM View: Appendix I - Intrawell  
Plant McIntosh Client: Southern Company Data: McIntosh LF4 CCR

Within Limit

Prediction Limit

Intrawell Non-parametric



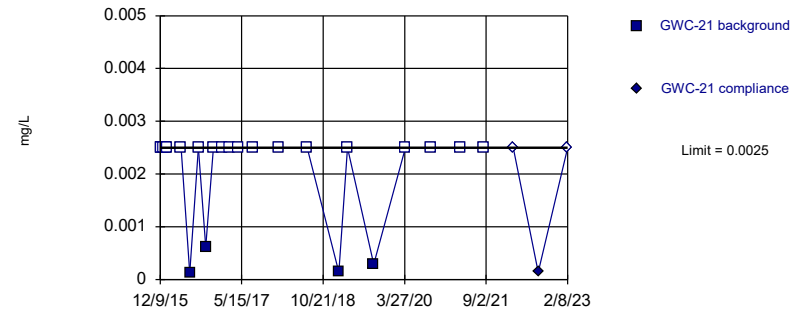
Non-parametric test used in lieu of parametric prediction limit because censored data exceeded 50%. Limit is highest of 23 background values. 60.87% NDs. Well-constituent pair annual alpha = 0.006819. Individual comparison alpha = 0.003415 (1 of 2).

Constituent: Cadmium Analysis Run 3/7/2023 10:42 AM View: Appendix I - Intrawell  
Plant McIntosh Client: Southern Company Data: McIntosh LF4 CCR

Within Limit

Prediction Limit

Intrawell Non-parametric

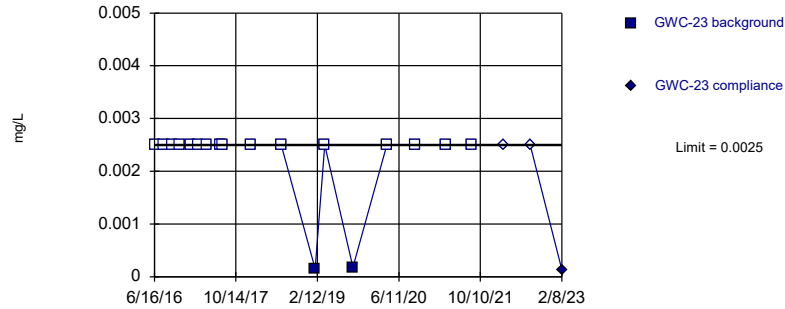


Non-parametric test used in lieu of parametric prediction limit because censored data exceeded 50%. Limit is highest of 23 background values. 82.61% NDs. Well-constituent pair annual alpha = 0.006819. Individual comparison alpha = 0.003415 (1 of 2).

Constituent: Cadmium Analysis Run 3/7/2023 10:42 AM View: Appendix I - Intrawell  
Plant McIntosh Client: Southern Company Data: McIntosh LF4 CCR

Within Limit

Prediction Limit  
Intrawell Non-parametric

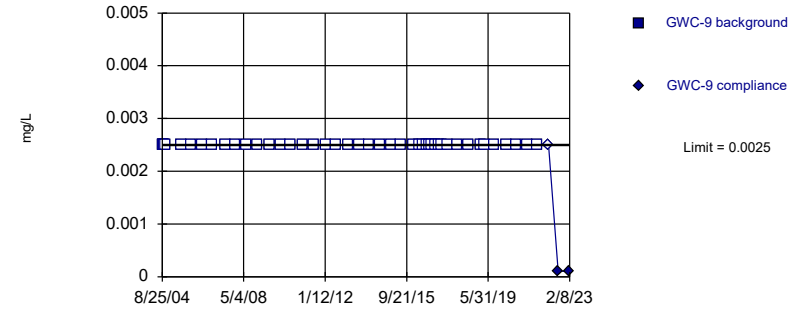


Non-parametric test used in lieu of parametric prediction limit because censored data exceeded 50%. Limit is highest of 18 background values. 88.89% NDs. Well-constituent pair annual alpha = 0.01072. Individual comparison alpha = 0.005373 (1 of 2).

Constituent: Cadmium Analysis Run 3/7/2023 10:42 AM View: Appendix I - Intrawell  
Plant McIntosh Client: Southern Company Data: McIntosh LF4 CCR

Within Limit

Prediction Limit  
Intrawell Non-parametric

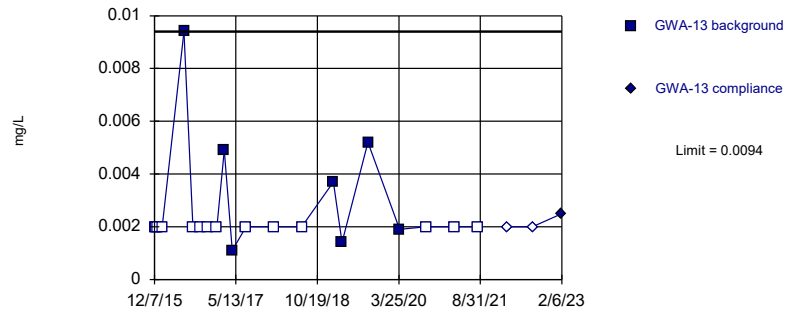


Non-parametric test used in lieu of parametric prediction limit because censored data exceeded 50%. All background values (n = 44) were censored; limit is most recent reporting limit. Well-constituent pair annual alpha = 0.001992. Individual comparison alpha = 0.0009963 (1 of 2).

Constituent: Cadmium Analysis Run 3/7/2023 10:42 AM View: Appendix I - Intrawell  
Plant McIntosh Client: Southern Company Data: McIntosh LF4 CCR

Within Limit

Prediction Limit  
Intrawell Non-parametric

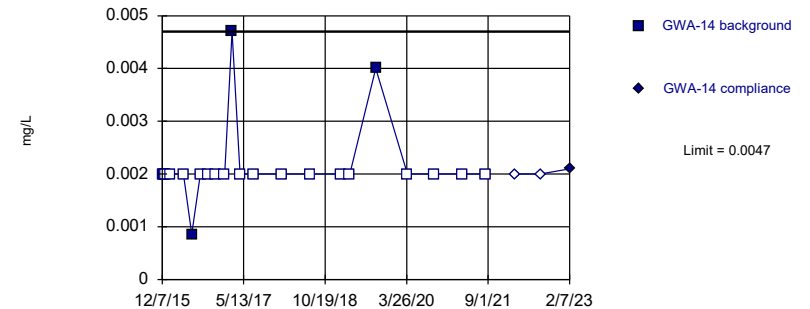


Non-parametric test used in lieu of parametric prediction limit because censored data exceeded 50%. Limit is highest of 21 background values. 66.67% NDs. Well-constituent pair annual alpha = 0.007982. Individual comparison alpha = 0.003999 (1 of 2).

Constituent: Chromium Analysis Run 3/7/2023 10:42 AM View: Appendix I - Intrawell  
Plant McIntosh Client: Southern Company Data: McIntosh LF4 CCR

Within Limit

Prediction Limit  
Intrawell Non-parametric



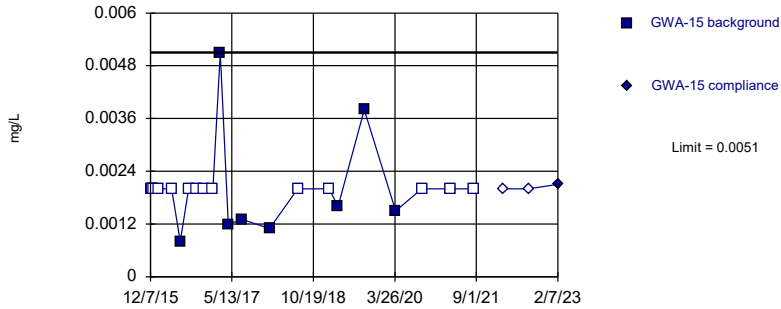
Non-parametric test used in lieu of parametric prediction limit because censored data exceeded 50%. Limit is highest of 22 background values. 86.36% NDs. Well-constituent pair annual alpha = 0.007401. Individual comparison alpha = 0.003707 (1 of 2).

Constituent: Chromium Analysis Run 3/7/2023 10:42 AM View: Appendix I - Intrawell  
Plant McIntosh Client: Southern Company Data: McIntosh LF4 CCR

Within Limit

Prediction Limit

Intrawell Non-parametric



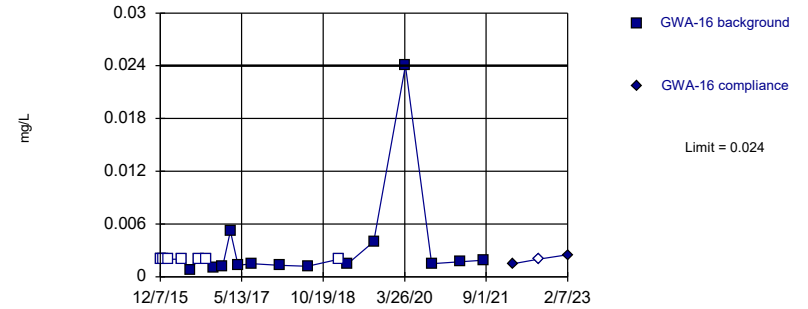
Non-parametric test used in lieu of parametric prediction limit because censored data exceeded 50%. Limit is highest of 22 background values. 63.64% NDs. Well-constituent pair annual alpha = 0.007401. Individual comparison alpha = 0.003707 (1 of 2).

Constituent: Chromium Analysis Run 3/7/2023 10:42 AM View: Appendix I - Intrawell  
Plant McIntosh Client: Southern Company Data: McIntosh LF4 CCR

Within Limit

Prediction Limit

Intrawell Non-parametric



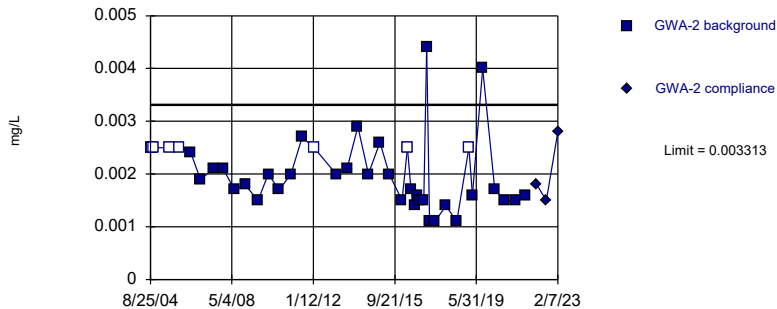
Non-parametric test used in lieu of parametric prediction limit because the Shapiro Wilk normality test showed the data to be non-normal at the 0.01 alpha level. Limit is highest of 22 background values. 36.36% NDs. Well-constituent pair annual alpha = 0.007401. Individual comparison alpha = 0.003707 (1 of 2).

Constituent: Chromium Analysis Run 3/7/2023 10:42 AM View: Appendix I - Intrawell  
Plant McIntosh Client: Southern Company Data: McIntosh LF4 CCR

Within Limit

Prediction Limit

Intrawell Parametric



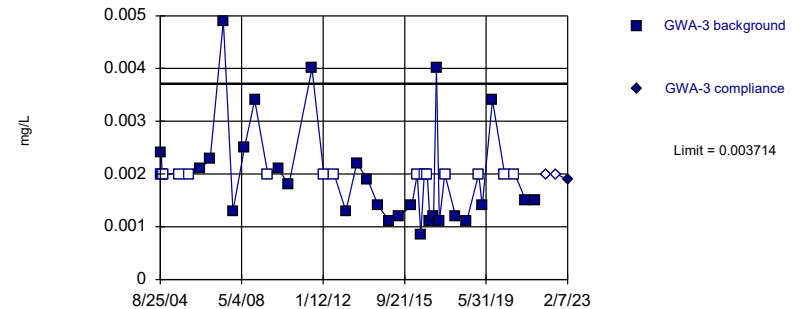
Background Data Summary (based on square root transformation) (after Kaplan-Meier Adjustment): Mean=0.03944, Std. Dev.=0.008126, n=43, 20.93% NDs. Normality test: Shapiro Wilk @alpha = 0.01, calculated = 0.9267, critical = 0.923. Kappa = 2.23 (c=15, w=9, 1 of 2, event alpha = 0.05132). Report alpha = 0.0003901.

Constituent: Chromium Analysis Run 3/7/2023 10:42 AM View: Appendix I - Intrawell  
Plant McIntosh Client: Southern Company Data: McIntosh LF4 CCR

Within Limit

Prediction Limit

Intrawell Parametric



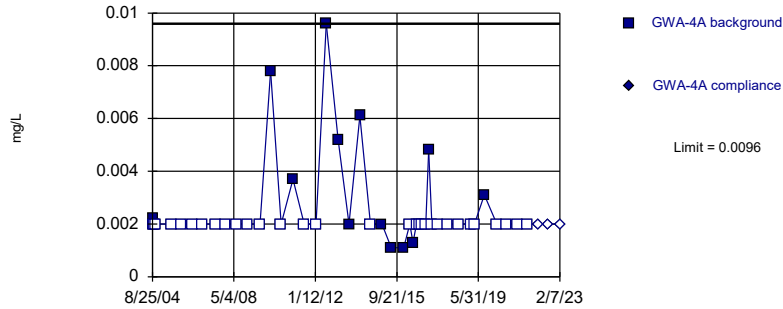
Background Data Summary (based on natural log transformation) (after Kaplan-Meier Adjustment): Mean=-6.638, Std. Dev.=0.4673, n=43, 34.88% NDs. Normality test: Shapiro Wilk @alpha = 0.01, calculated = 0.9278, critical = 0.923. Kappa = 2.23 (c=15, w=9, 1 of 2, event alpha = 0.05132). Report alpha = 0.0003901.

Constituent: Chromium Analysis Run 3/7/2023 10:42 AM View: Appendix I - Intrawell  
Plant McIntosh Client: Southern Company Data: McIntosh LF4 CCR

Within Limit

### Prediction Limit

Intrawell Non-parametric



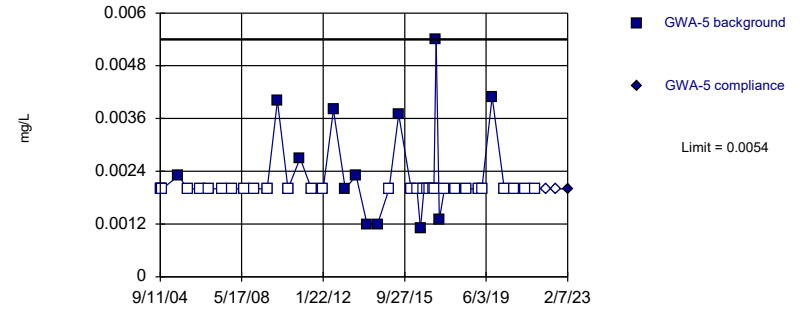
Non-parametric test used in lieu of parametric prediction limit because censored data exceeded 50%. Limit is highest of 44 background values. 70.45% NDs. Well-constituent pair annual alpha = 0.001992. Individual comparison alpha = 0.0009963 (1 of 2).

Constituent: Chromium Analysis Run 3/7/2023 10:42 AM View: Appendix I - Intrawell  
Plant McIntosh Client: Southern Company Data: McIntosh LF4 CCR

Within Limit

### Prediction Limit

Intrawell Non-parametric



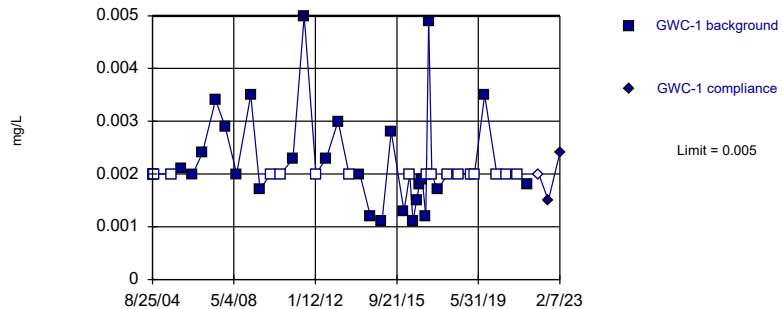
Non-parametric test used in lieu of parametric prediction limit because censored data exceeded 50%. Limit is highest of 45 background values. 68.89% NDs. Well-constituent pair annual alpha = 0.001911. Individual comparison alpha = 0.0009557 (1 of 2).

Constituent: Chromium Analysis Run 3/7/2023 10:42 AM View: Appendix I - Intrawell  
Plant McIntosh Client: Southern Company Data: McIntosh LF4 CCR

Within Limit

### Prediction Limit

Intrawell Non-parametric



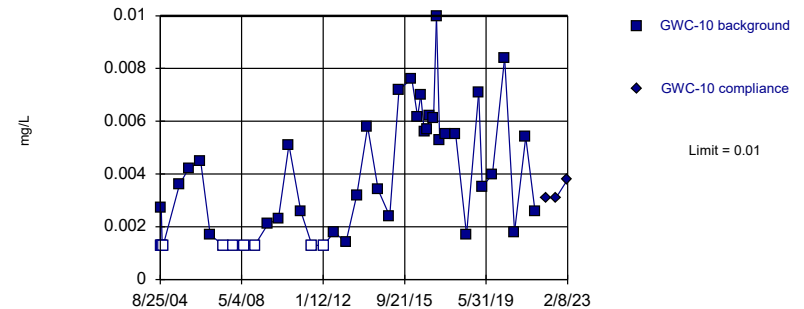
Non-parametric test used in lieu of parametric prediction limit because the Shapiro Wilk normality test showed the data to be non-normal at the 0.01 alpha level. Limit is highest of 44 background values. 40.91% NDs. Well-constituent pair annual alpha = 0.001992. Individual comparison alpha = 0.0009963 (1 of 2).

Constituent: Chromium Analysis Run 3/7/2023 10:42 AM View: Appendix I - Intrawell  
Plant McIntosh Client: Southern Company Data: McIntosh LF4 CCR

Within Limit

### Prediction Limit

Intrawell Non-parametric

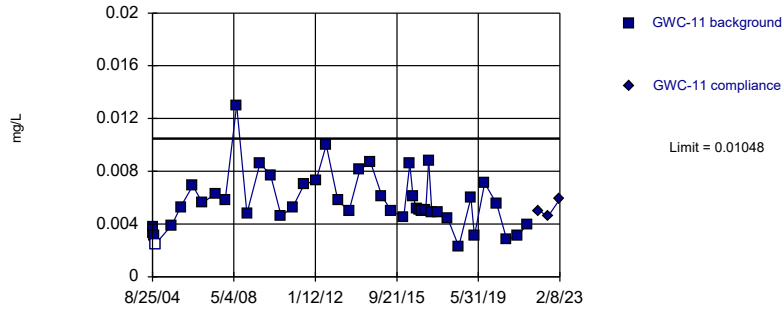


Non-parametric test used in lieu of parametric prediction limit because the Shapiro Wilk normality test showed the data to be non-normal at the 0.01 alpha level. Limit is highest of 44 background values. 20.45% NDs. Well-constituent pair annual alpha = 0.001992. Individual comparison alpha = 0.0009963 (1 of 2).

Constituent: Chromium Analysis Run 3/7/2023 10:42 AM View: Appendix I - Intrawell  
Plant McIntosh Client: Southern Company Data: McIntosh LF4 CCR

Within Limit

Prediction Limit  
Intrawell Parametric

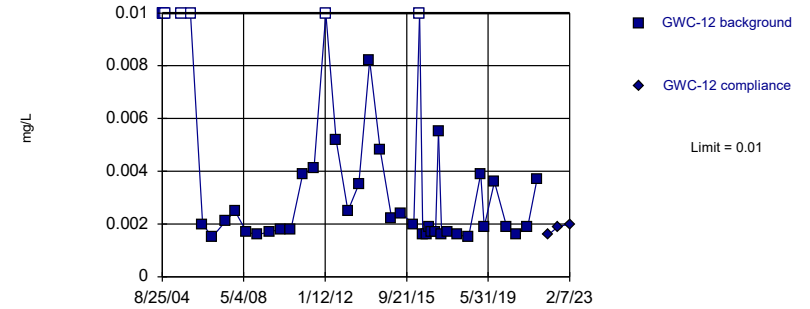


Background Data Summary: Mean=0.005681, Std. Dev.=0.002159, n=44, 2.273% NDs. Normality test: Shapiro Wilk @alpha = 0.01, calculated = 0.9378, critical = 0.924. Kappa = 2.225 (c=15, w=9, 1 of 2, event alpha = 0.05132). Report alpha = 0.0003901.

Constituent: Chromium Analysis Run 3/7/2023 10:42 AM View: Appendix I - Intrawell  
Plant McIntosh Client: Southern Company Data: McIntosh LF4 CCR

Within Limit

Prediction Limit  
Intrawell Non-parametric

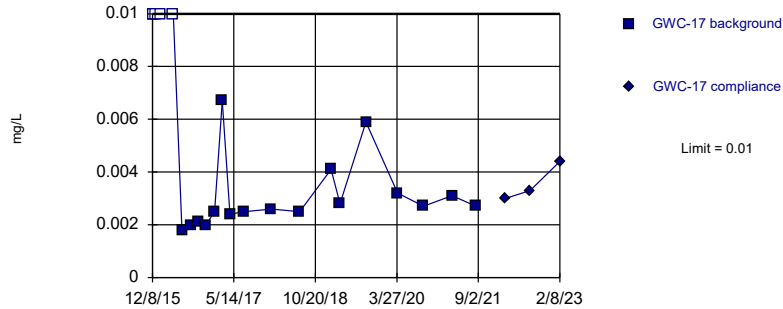


Non-parametric test used in lieu of parametric prediction limit because the Shapiro Wilk normality test showed the data to be non-normal at the 0.01 alpha level. Limit is highest of 44 background values. 18.18% NDs. Well-constituent pair annual alpha = 0.001992. Individual comparison alpha = 0.0009963 (1 of 2).

Constituent: Chromium Analysis Run 3/7/2023 10:42 AM View: Appendix I - Intrawell  
Plant McIntosh Client: Southern Company Data: McIntosh LF4 CCR

Within Limit

Prediction Limit  
Intrawell Non-parametric

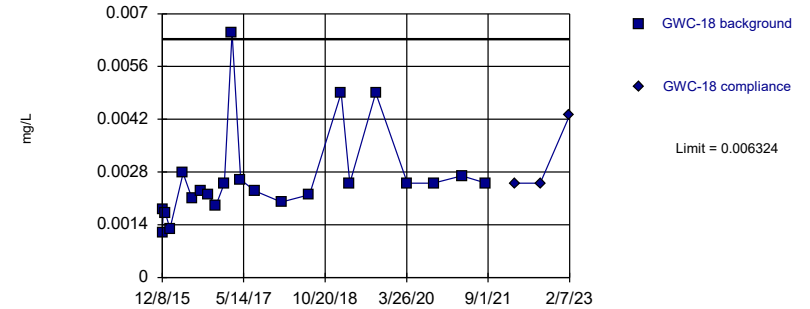


Non-parametric test used in lieu of parametric prediction limit because the Shapiro Wilk normality test showed the data to be non-normal at the 0.01 alpha level. Limit is highest of 22 background values. 22.73% NDs. Well-constituent pair annual alpha = 0.007401. Individual comparison alpha = 0.003707 (1 of 2).

Constituent: Chromium Analysis Run 3/7/2023 10:42 AM View: Appendix I - Intrawell  
Plant McIntosh Client: Southern Company Data: McIntosh LF4 CCR

Within Limit

Prediction Limit  
Intrawell Parametric



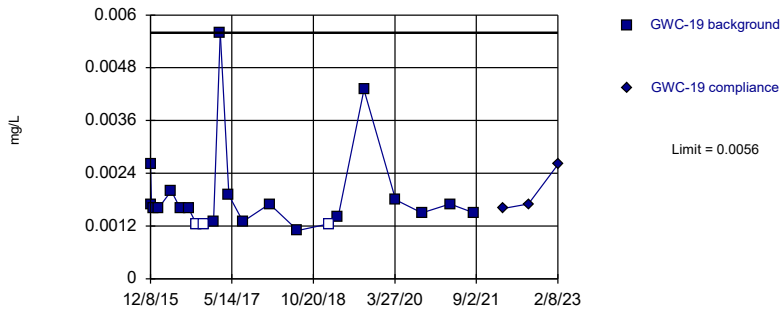
Background Data Summary (based on natural log transformation): Mean=-6.022, Std. Dev.=0.3929, n=22. Normality test: Shapiro Wilk @alpha = 0.01, calculated = 0.8931, critical = 0.878. Kappa = 2.441 (c=15, w=9, 1 of 2, event alpha = 0.05132). Report alpha = 0.0003901.

Constituent: Chromium Analysis Run 3/7/2023 10:42 AM View: Appendix I - Intrawell  
Plant McIntosh Client: Southern Company Data: McIntosh LF4 CCR

Within Limit

Prediction Limit

Intrawell Non-parametric



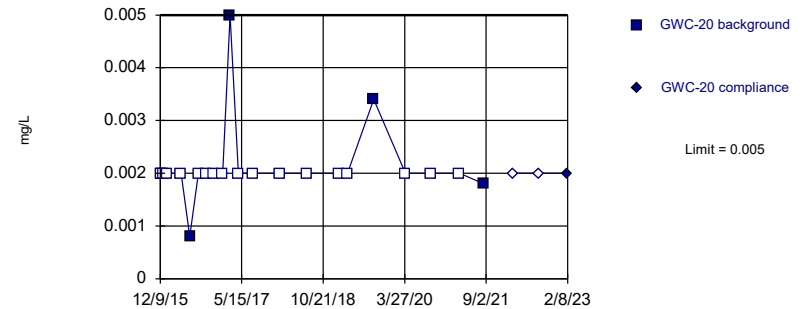
Non-parametric test used in lieu of parametric prediction limit because the Shapiro Wilk normality test showed the data to be non-normal at the 0.01 alpha level. Limit is highest of 22 background values. 13.64% NDs. Well-constituent pair annual alpha = 0.007401. Individual comparison alpha = 0.003707 (1 of 2).

Constituent: Chromium Analysis Run 3/7/2023 10:42 AM View: Appendix I - Intrawell  
Plant McIntosh Client: Southern Company Data: McIntosh LF4 CCR

Within Limit

Prediction Limit

Intrawell Non-parametric



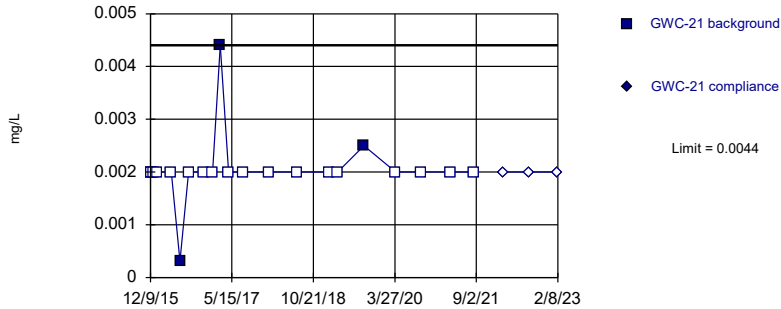
Non-parametric test used in lieu of parametric prediction limit because censored data exceeded 50%. Limit is highest of 22 background values. 81.82% NDs. Well-constituent pair annual alpha = 0.007401. Individual comparison alpha = 0.003707 (1 of 2).

Constituent: Chromium Analysis Run 3/7/2023 10:42 AM View: Appendix I - Intrawell  
Plant McIntosh Client: Southern Company Data: McIntosh LF4 CCR

Within Limit

Prediction Limit

Intrawell Non-parametric



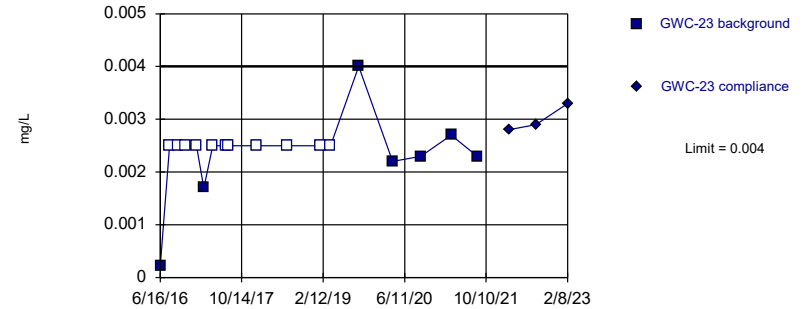
Non-parametric test used in lieu of parametric prediction limit because censored data exceeded 50%. Limit is highest of 21 background values. 85.71% NDs. Well-constituent pair annual alpha = 0.007982. Individual comparison alpha = 0.003999 (1 of 2).

Constituent: Chromium Analysis Run 3/7/2023 10:42 AM View: Appendix I - Intrawell  
Plant McIntosh Client: Southern Company Data: McIntosh LF4 CCR

Within Limit

Prediction Limit

Intrawell Non-parametric



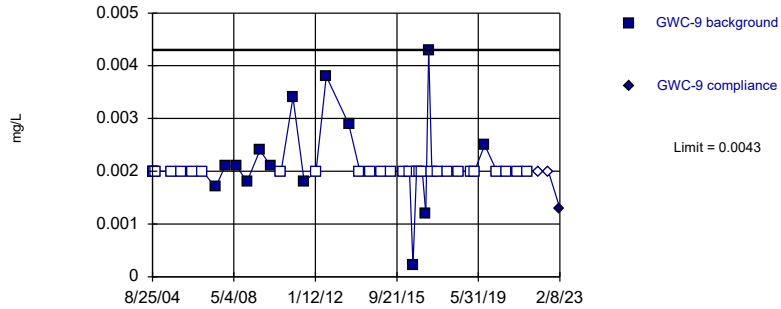
Non-parametric test used in lieu of parametric prediction limit because censored data exceeded 50%. Limit is highest of 18 background values. 61.11% NDs. Well-constituent pair annual alpha = 0.01072. Individual comparison alpha = 0.005373 (1 of 2).

Constituent: Chromium Analysis Run 3/7/2023 10:42 AM View: Appendix I - Intrawell  
Plant McIntosh Client: Southern Company Data: McIntosh LF4 CCR

Within Limit

Prediction Limit

Intrawell Non-parametric



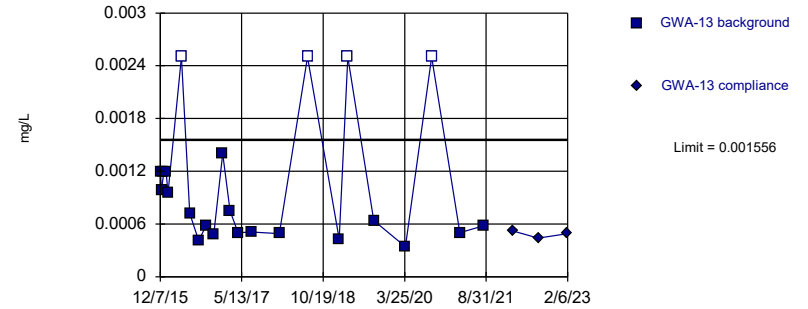
Non-parametric test used in lieu of parametric prediction limit because censored data exceeded 50%. Limit is highest of 43 background values. 67.44% NDs. Well-constituent pair annual alpha = 0.002073. Individual comparison alpha = 0.001037 (1 of 2).

Constituent: Chromium Analysis Run 3/7/2023 10:42 AM View: Appendix I - Intrawell  
Plant McIntosh Client: Southern Company Data: McIntosh LF4 CCR

Within Limit

Prediction Limit

Intrawell Parametric



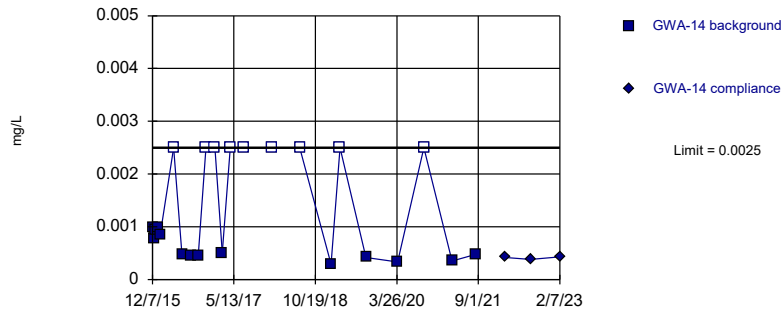
Background Data Summary (based on natural log transformation) (after Kaplan-Meier Adjustment): Mean=-7.415, Std. Dev.=0.3922, n=23, 17.39% NDs. Normality test: Shapiro Wilk @alpha = 0.01, calculated = 0.8974, critical = 0.881. Kappa = 2.421 (c=15, w=9, 1 of 2, event alpha = 0.05132). Report alpha = 0.0003901.

Constituent: Cobalt Analysis Run 3/7/2023 10:42 AM View: Appendix I - Intrawell  
Plant McIntosh Client: Southern Company Data: McIntosh LF4 CCR

Within Limit

Prediction Limit

Intrawell Non-parametric



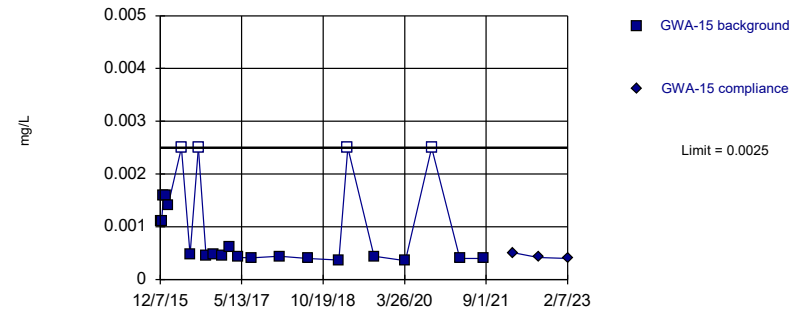
Non-parametric test used in lieu of parametric prediction limit because the Shapiro Wilk normality test showed the data to be non-normal at the 0.01 alpha level. Limit is highest of 23 background values. 39.13% NDs. Well-constituent pair annual alpha = 0.006819. Individual comparison alpha = 0.003415 (1 of 2).

Constituent: Cobalt Analysis Run 3/7/2023 10:42 AM View: Appendix I - Intrawell  
Plant McIntosh Client: Southern Company Data: McIntosh LF4 CCR

Within Limit

Prediction Limit

Intrawell Non-parametric



Non-parametric test used in lieu of parametric prediction limit because the Shapiro Wilk normality test showed the data to be non-normal at the 0.01 alpha level. Limit is highest of 23 background values. 17.39% NDs. Well-constituent pair annual alpha = 0.006819. Individual comparison alpha = 0.003415 (1 of 2).

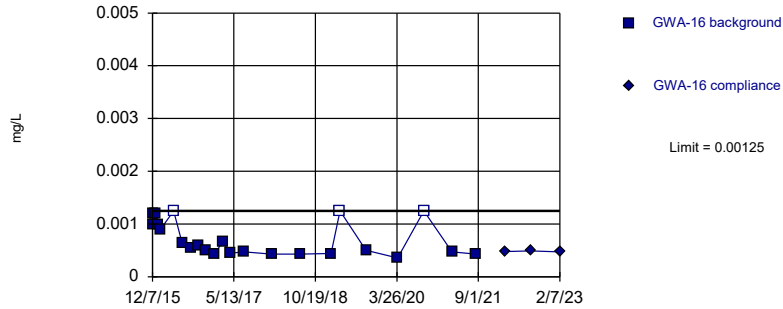
Constituent: Cobalt Analysis Run 3/7/2023 10:43 AM View: Appendix I - Intrawell  
Plant McIntosh Client: Southern Company Data: McIntosh LF4 CCR



Within Limit

Prediction Limit

Intrawell Non-parametric



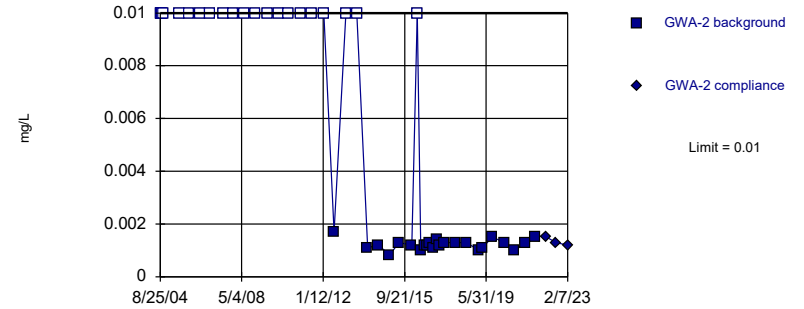
Non-parametric test used in lieu of parametric prediction limit because the Shapiro Wilk normality test showed the data to be non-normal at the 0.01 alpha level. Limit is highest of 23 background values. 13.04% NDs. Well-constituent pair annual alpha = 0.006819. Individual comparison alpha = 0.003415 (1 of 2).

Constituent: Cobalt Analysis Run 3/7/2023 10:43 AM View: Appendix I - Intrawell  
Plant McIntosh Client: Southern Company Data: McIntosh LF4 CCR

Within Limit

Prediction Limit

Intrawell Non-parametric



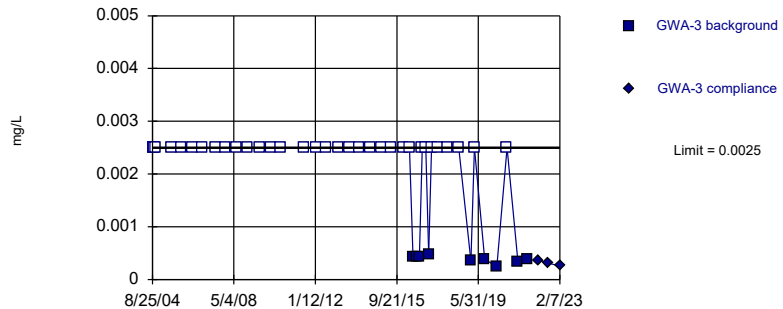
Non-parametric test used in lieu of parametric prediction limit because the Shapiro Wilk normality test showed the data to be non-normal at the 0.01 alpha level. Limit is highest of 44 background values. 47.73% NDs. Well-constituent pair annual alpha = 0.001992. Individual comparison alpha = 0.0009963 (1 of 2).

Constituent: Cobalt Analysis Run 3/7/2023 10:43 AM View: Appendix I - Intrawell  
Plant McIntosh Client: Southern Company Data: McIntosh LF4 CCR

Within Limit

Prediction Limit

Intrawell Non-parametric



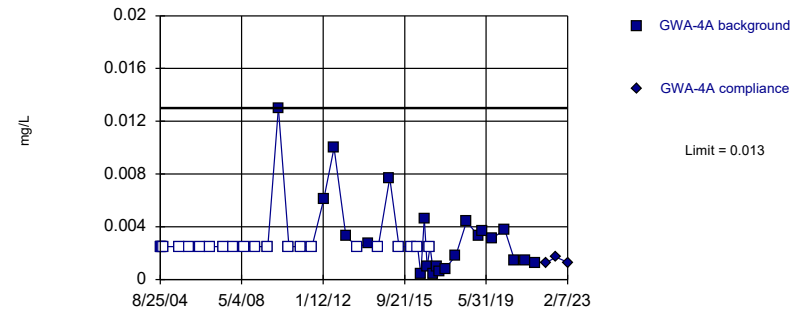
Non-parametric test used in lieu of parametric prediction limit because censored data exceeded 50%. Limit is highest of 43 background values. 79.07% NDs. Well-constituent pair annual alpha = 0.002073. Individual comparison alpha = 0.001037 (1 of 2).

Constituent: Cobalt Analysis Run 3/7/2023 10:43 AM View: Appendix I - Intrawell  
Plant McIntosh Client: Southern Company Data: McIntosh LF4 CCR

Within Limit

Prediction Limit

Intrawell Non-parametric



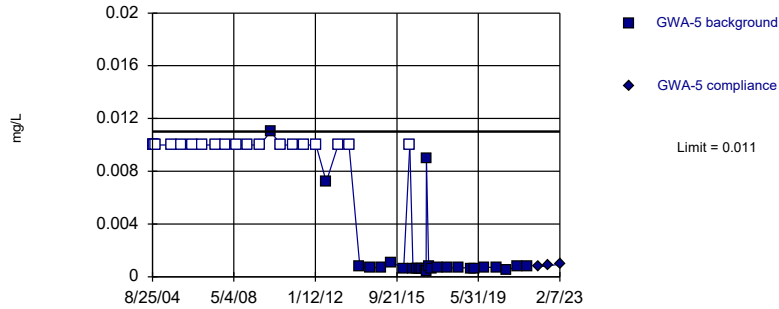
Non-parametric test used in lieu of parametric prediction limit because the Shapiro Wilk normality test showed the data to be non-normal at the 0.01 alpha level. Limit is highest of 44 background values. 50% NDs. Well-constituent pair annual alpha = 0.001992. Individual comparison alpha = 0.0009963 (1 of 2).

Constituent: Cobalt Analysis Run 3/7/2023 10:43 AM View: Appendix I - Intrawell  
Plant McIntosh Client: Southern Company Data: McIntosh LF4 CCR

Within Limit

Prediction Limit

Intrawell Non-parametric



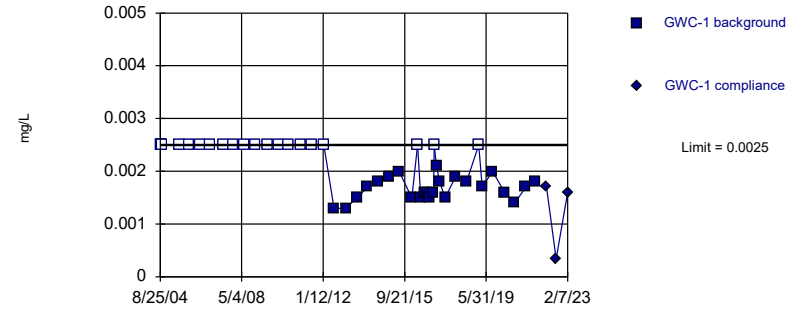
Non-parametric test used in lieu of parametric prediction limit because the Shapiro Wilk normality test showed the data to be non-normal at the 0.01 alpha level. Limit is highest of 46 background values. 43.48% NDs. Well-constituent pair annual alpha = 0.001829. Individual comparison alpha = 0.0009151 (1 of 2).

Constituent: Cobalt Analysis Run 3/7/2023 10:43 AM View: Appendix I - Intrawell  
Plant McIntosh Client: Southern Company Data: McIntosh LF4 CCR

Within Limit

Prediction Limit

Intrawell Non-parametric



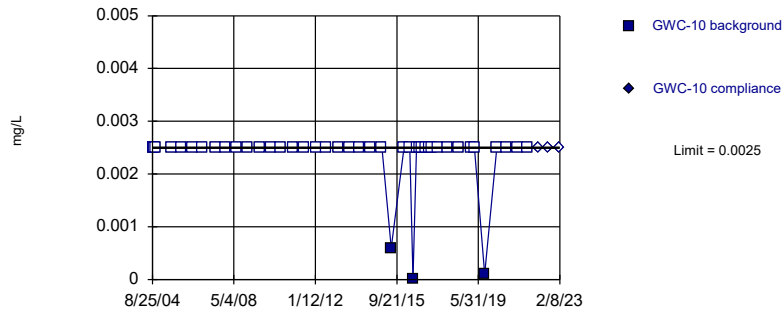
Non-parametric test used in lieu of parametric prediction limit because the Shapiro Wilk normality test showed the data to be non-normal at the 0.01 alpha level. Limit is highest of 44 background values. 45.45% NDs. Well-constituent pair annual alpha = 0.001992. Individual comparison alpha = 0.0009963 (1 of 2).

Constituent: Cobalt Analysis Run 3/7/2023 10:43 AM View: Appendix I - Intrawell  
Plant McIntosh Client: Southern Company Data: McIntosh LF4 CCR

Within Limit

Prediction Limit

Intrawell Non-parametric



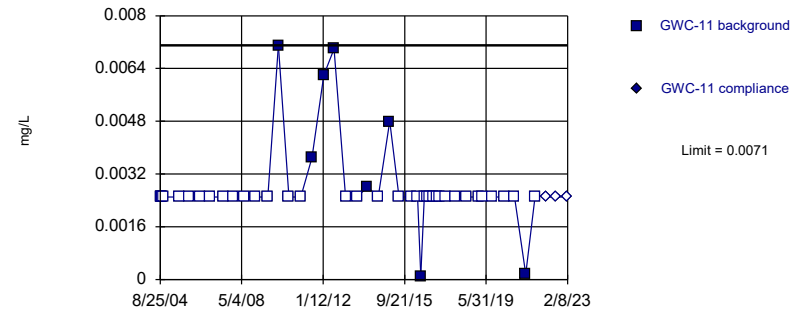
Non-parametric test used in lieu of parametric prediction limit because censored data exceeded 50%. Limit is highest of 44 background values. 93.18% NDs. Well-constituent pair annual alpha = 0.001992. Individual comparison alpha = 0.0009963 (1 of 2).

Constituent: Cobalt Analysis Run 3/7/2023 10:43 AM View: Appendix I - Intrawell  
Plant McIntosh Client: Southern Company Data: McIntosh LF4 CCR

Within Limit

Prediction Limit

Intrawell Non-parametric



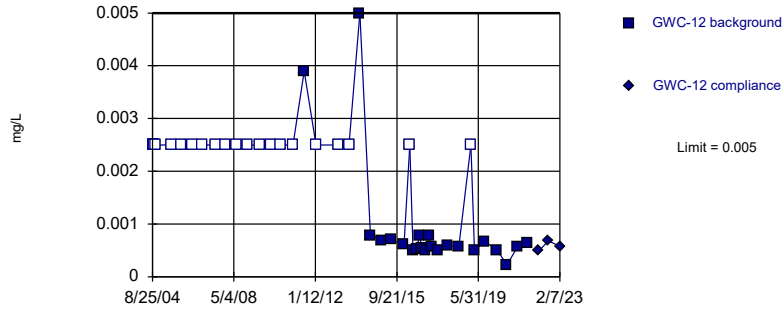
Non-parametric test used in lieu of parametric prediction limit because censored data exceeded 50%. Limit is highest of 44 background values. 81.82% NDs. Well-constituent pair annual alpha = 0.001992. Individual comparison alpha = 0.0009963 (1 of 2).

Constituent: Cobalt Analysis Run 3/7/2023 10:43 AM View: Appendix I - Intrawell  
Plant McIntosh Client: Southern Company Data: McIntosh LF4 CCR

Within Limit

Prediction Limit

Intrawell Non-parametric



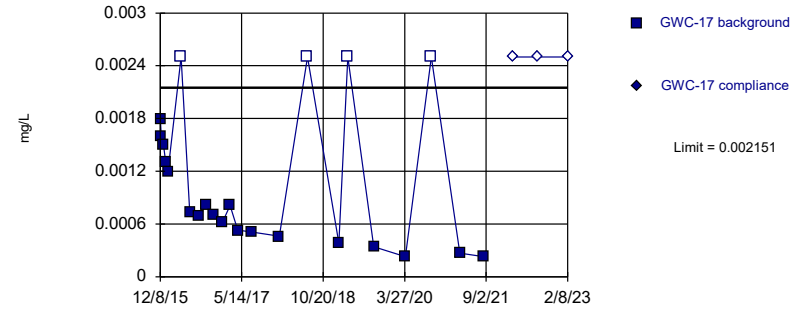
Non-parametric test used in lieu of parametric prediction limit because the Shapiro Wilk normality test showed the data to be non-normal at the 0.01 alpha level. Limit is highest of 43 background values. 48.84% NDs. Well-constituent pair annual alpha = 0.002073. Individual comparison alpha = 0.001037 (1 of 2).

Constituent: Cobalt Analysis Run 3/7/2023 10:43 AM View: Appendix I - Intrawell  
Plant McIntosh Client: Southern Company Data: McIntosh LF4 CCR

Within Limit

Prediction Limit

Intrawell Parametric



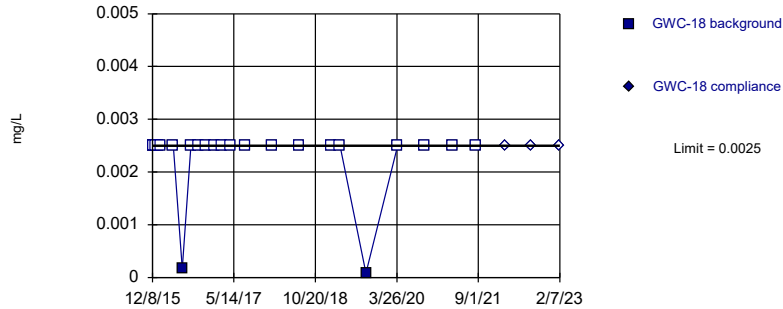
Background Data Summary (based on square root transformation) (after Kaplan-Meier Adjustment): Mean=0.02623, Std. Dev.=0.008328, n=23, 17.39% NDs. Normality test: Shapiro Wilk @alpha = 0.01, calculated = 0.9059, critical = 0.881. Kappa = 2.421 (c=15, w=9, 1 of 2, event alpha = 0.05132). Report alpha = 0.0003901.

Constituent: Cobalt Analysis Run 3/7/2023 10:43 AM View: Appendix I - Intrawell  
Plant McIntosh Client: Southern Company Data: McIntosh LF4 CCR

Within Limit

Prediction Limit

Intrawell Non-parametric



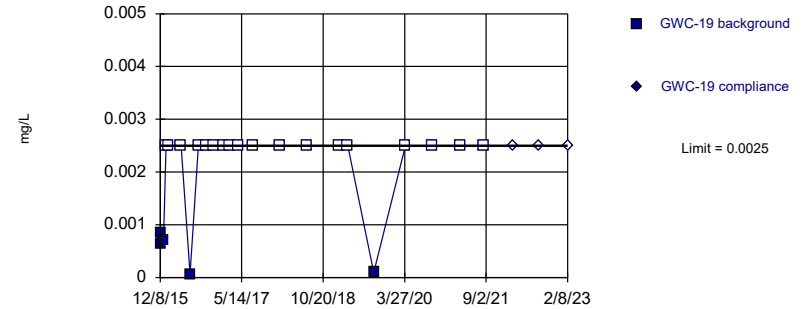
Non-parametric test used in lieu of parametric prediction limit because censored data exceeded 50%. Limit is highest of 23 background values. 91.3% NDs. Well-constituent pair annual alpha = 0.006819. Individual comparison alpha = 0.003415 (1 of 2).

Constituent: Cobalt Analysis Run 3/7/2023 10:43 AM View: Appendix I - Intrawell  
Plant McIntosh Client: Southern Company Data: McIntosh LF4 CCR

Within Limit

Prediction Limit

Intrawell Non-parametric

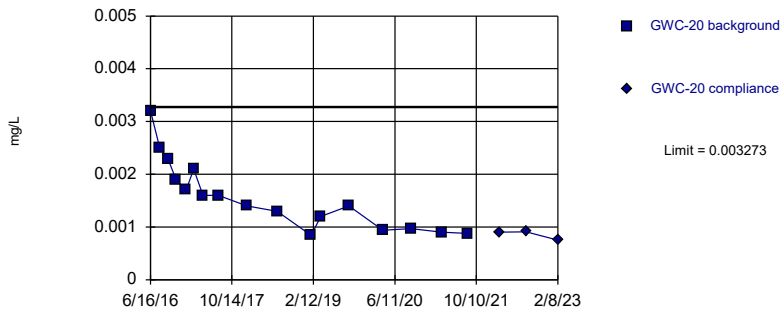


Non-parametric test used in lieu of parametric prediction limit because censored data exceeded 50%. Limit is highest of 23 background values. 78.26% NDs. Well-constituent pair annual alpha = 0.006819. Individual comparison alpha = 0.003415 (1 of 2).

Constituent: Cobalt Analysis Run 3/7/2023 10:43 AM View: Appendix I - Intrawell  
Plant McIntosh Client: Southern Company Data: McIntosh LF4 CCR

Within Limit

Prediction Limit  
Intrawell Parametric

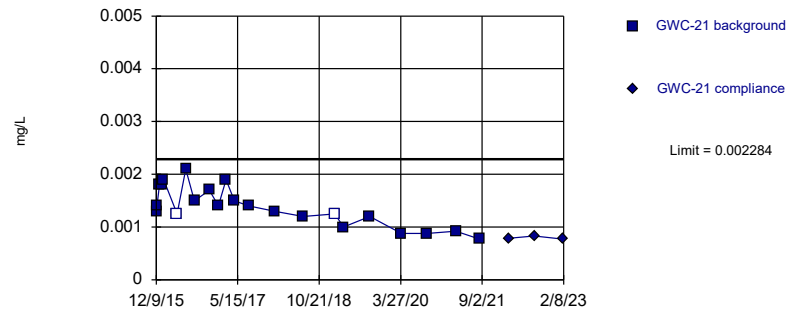


Background Data Summary: Mean=0.001572, Std. Dev.=0.0006589, n=17. Normality test: Shapiro Wilk @alpha = 0.01, calculated = 0.9107, critical = 0.851. Kappa = 2.582 (c=15, w=9, 1 of 2, event alpha = 0.05132). Report alpha = 0.0003901.

Constituent: Cobalt Analysis Run 3/7/2023 10:43 AM View: Appendix I - Intrawell  
Plant McIntosh Client: Southern Company Data: McIntosh LF4 CCR

Within Limit

Prediction Limit  
Intrawell Parametric

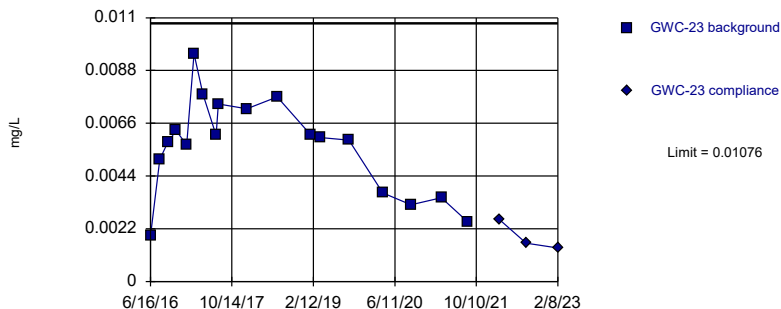


Background Data Summary: Mean=0.00138, Std. Dev.=0.0003706, n=22, 9.091% NDs. Normality test: Shapiro Wilk @alpha = 0.01, calculated = 0.9625, critical = 0.878. Kappa = 2.441 (c=15, w=9, 1 of 2, event alpha = 0.05132). Report alpha = 0.0003901.

Constituent: Cobalt Analysis Run 3/7/2023 10:43 AM View: Appendix I - Intrawell  
Plant McIntosh Client: Southern Company Data: McIntosh LF4 CCR

Within Limit

Prediction Limit  
Intrawell Parametric

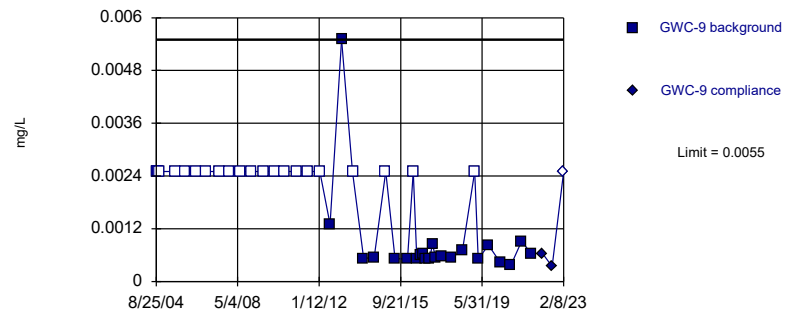


Background Data Summary: Mean=0.005633, Std. Dev.=0.002013, n=18. Normality test: Shapiro Wilk @alpha = 0.01, calculated = 0.9589, critical = 0.858. Kappa = 2.548 (c=15, w=9, 1 of 2, event alpha = 0.05132). Report alpha = 0.0003901.

Constituent: Cobalt Analysis Run 3/7/2023 10:43 AM View: Appendix I - Intrawell  
Plant McIntosh Client: Southern Company Data: McIntosh LF4 CCR

Within Limit

Prediction Limit  
Intrawell Non-parametric

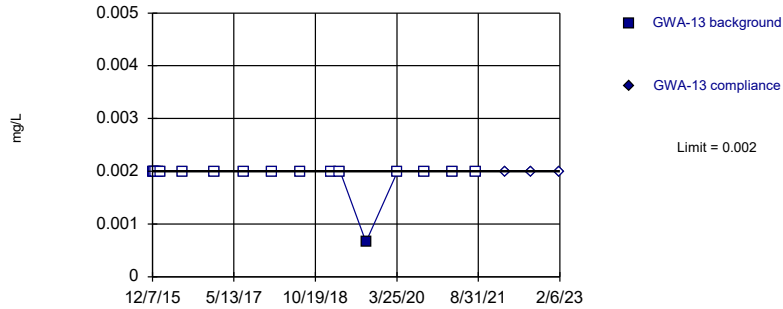


Non-parametric test used in lieu of parametric prediction limit because the Shapiro Wilk normality test showed the data to be non-normal at the 0.01 alpha level. Limit is highest of 44 background values. 50% NDs. Well-constituent pair annual alpha = 0.001992. Individual comparison alpha = 0.0009963 (1 of 2).

Constituent: Cobalt Analysis Run 3/7/2023 10:43 AM View: Appendix I - Intrawell  
Plant McIntosh Client: Southern Company Data: McIntosh LF4 CCR

Within Limit

### Prediction Limit Intrawell Non-parametric

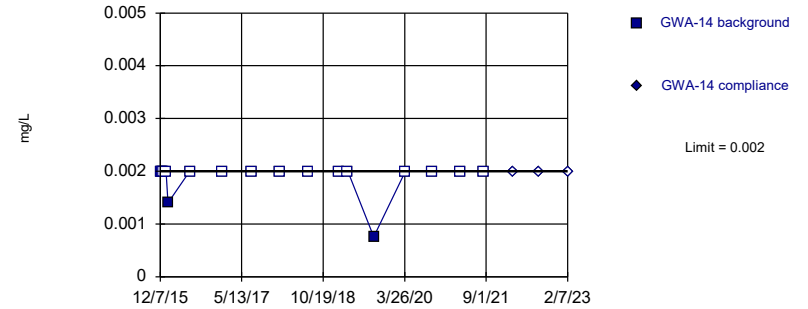


Non-parametric test used in lieu of parametric prediction limit because censored data exceeded 50%. Limit is highest of 17 background values. 94.12% NDs. Well-constituent pair annual alpha = 0.01179. Individual comparison alpha = 0.005914 (1 of 2).

Constituent: Copper Analysis Run 3/7/2023 10:43 AM View: Appendix I - Intrawell  
Plant McIntosh Client: Southern Company Data: McIntosh LF4 CCR

Within Limit

### Prediction Limit Intrawell Non-parametric

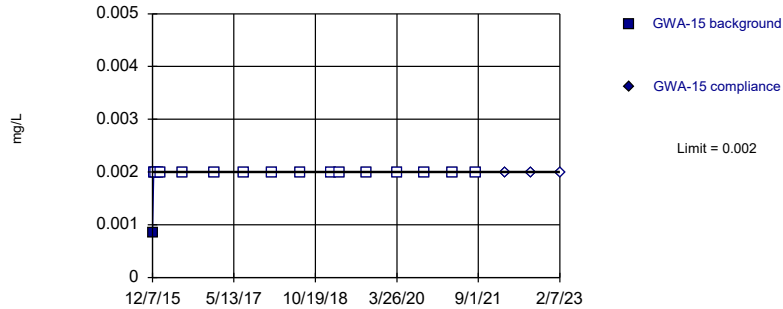


Non-parametric test used in lieu of parametric prediction limit because censored data exceeded 50%. Limit is highest of 17 background values. 88.24% NDs. Well-constituent pair annual alpha = 0.01179. Individual comparison alpha = 0.005914 (1 of 2).

Constituent: Copper Analysis Run 3/7/2023 10:43 AM View: Appendix I - Intrawell  
Plant McIntosh Client: Southern Company Data: McIntosh LF4 CCR

Within Limit

### Prediction Limit Intrawell Non-parametric

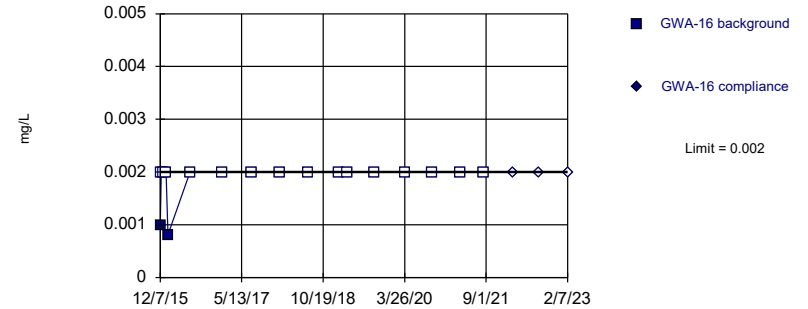


Non-parametric test used in lieu of parametric prediction limit because censored data exceeded 50%. Limit is highest of 17 background values. 94.12% NDs. Well-constituent pair annual alpha = 0.01179. Individual comparison alpha = 0.005914 (1 of 2).

Constituent: Copper Analysis Run 3/7/2023 10:43 AM View: Appendix I - Intrawell  
Plant McIntosh Client: Southern Company Data: McIntosh LF4 CCR

Within Limit

### Prediction Limit Intrawell Non-parametric

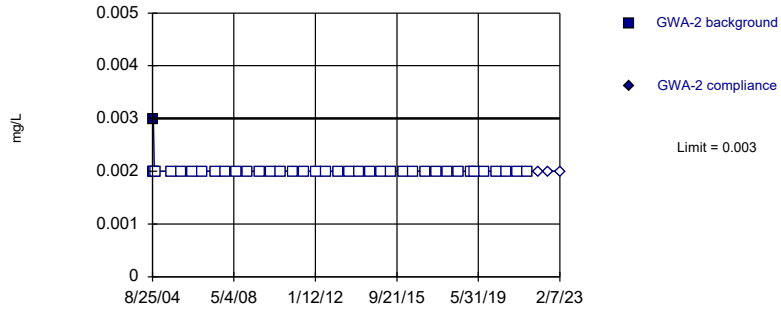


Non-parametric test used in lieu of parametric prediction limit because censored data exceeded 50%. Limit is highest of 17 background values. 88.24% NDs. Well-constituent pair annual alpha = 0.01179. Individual comparison alpha = 0.005914 (1 of 2).

Constituent: Copper Analysis Run 3/7/2023 10:43 AM View: Appendix I - Intrawell  
Plant McIntosh Client: Southern Company Data: McIntosh LF4 CCR

Within Limit

### Prediction Limit Intrawell Non-parametric

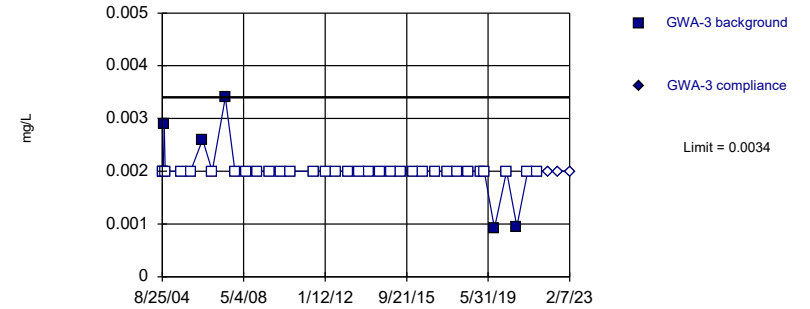


Non-parametric test used in lieu of parametric prediction limit because censored data exceeded 50%. Limit is highest of 38 background values. 97.37% NDs. Well-constituent pair annual alpha = 0.002586. Individual comparison alpha = 0.001294 (1 of 2).

Constituent: Copper Analysis Run 3/7/2023 10:43 AM View: Appendix I - Intrawell  
Plant McIntosh Client: Southern Company Data: McIntosh LF4 CCR

Within Limit

### Prediction Limit Intrawell Non-parametric

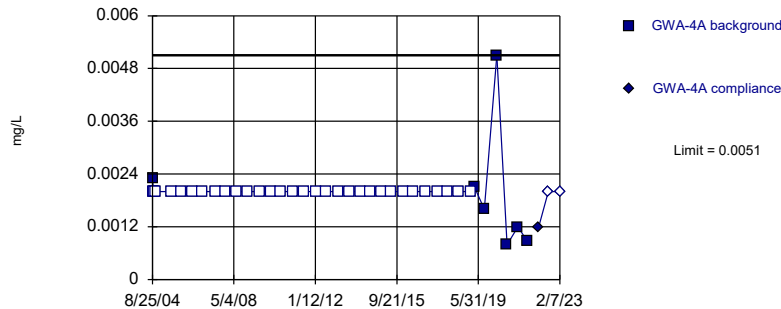


Non-parametric test used in lieu of parametric prediction limit because censored data exceeded 50%. Limit is highest of 37 background values. 86.49% NDs. Well-constituent pair annual alpha = 0.002721. Individual comparison alpha = 0.001361 (1 of 2).

Constituent: Copper Analysis Run 3/7/2023 10:43 AM View: Appendix I - Intrawell  
Plant McIntosh Client: Southern Company Data: McIntosh LF4 CCR

Within Limit

### Prediction Limit Intrawell Non-parametric

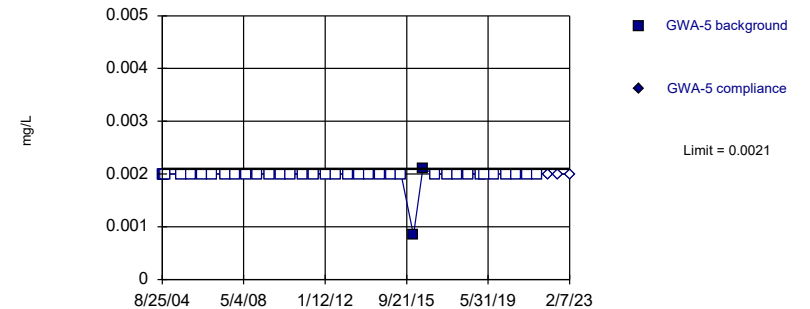


Non-parametric test used in lieu of parametric prediction limit because censored data exceeded 50%. Limit is highest of 38 background values. 81.58% NDs. Well-constituent pair annual alpha = 0.002586. Individual comparison alpha = 0.001294 (1 of 2).

Constituent: Copper Analysis Run 3/7/2023 10:43 AM View: Appendix I - Intrawell  
Plant McIntosh Client: Southern Company Data: McIntosh LF4 CCR

Within Limit

### Prediction Limit Intrawell Non-parametric



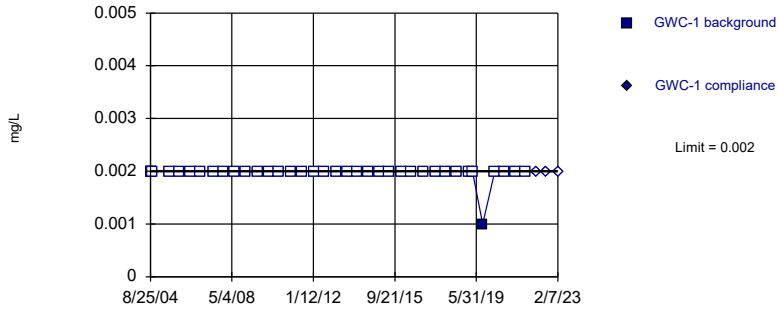
Non-parametric test used in lieu of parametric prediction limit because censored data exceeded 50%. Limit is highest of 38 background values. 94.74% NDs. Well-constituent pair annual alpha = 0.002586. Individual comparison alpha = 0.001294 (1 of 2).

Constituent: Copper Analysis Run 3/7/2023 10:43 AM View: Appendix I - Intrawell  
Plant McIntosh Client: Southern Company Data: McIntosh LF4 CCR

Within Limit

Prediction Limit

Intrawell Non-parametric



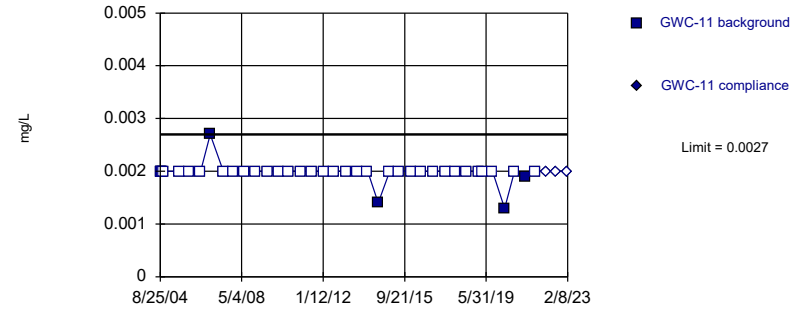
Non-parametric test used in lieu of parametric prediction limit because censored data exceeded 50%. Limit is highest of 37 background values. 97.3% NDs. Well-constituent pair annual alpha = 0.002721. Individual comparison alpha = 0.001361 (1 of 2).

Constituent: Copper Analysis Run 3/7/2023 10:43 AM View: Appendix I - Intrawell  
Plant McIntosh Client: Southern Company Data: McIntosh LF4 CCR

Within Limit

Prediction Limit

Intrawell Non-parametric



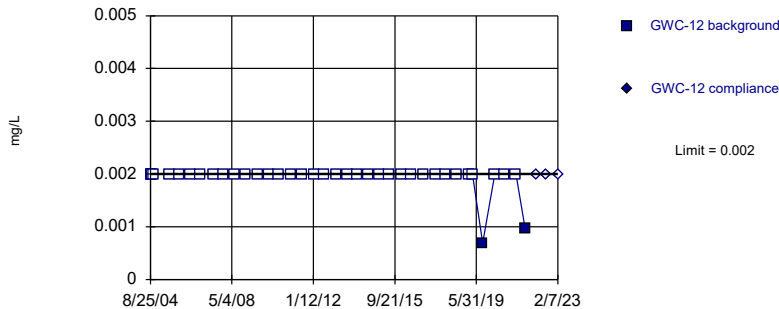
Non-parametric test used in lieu of parametric prediction limit because censored data exceeded 50%. Limit is highest of 38 background values. 89.47% NDs. Well-constituent pair annual alpha = 0.002586. Individual comparison alpha = 0.001294 (1 of 2).

Constituent: Copper Analysis Run 3/7/2023 10:43 AM View: Appendix I - Intrawell  
Plant McIntosh Client: Southern Company Data: McIntosh LF4 CCR

Within Limit

Prediction Limit

Intrawell Non-parametric



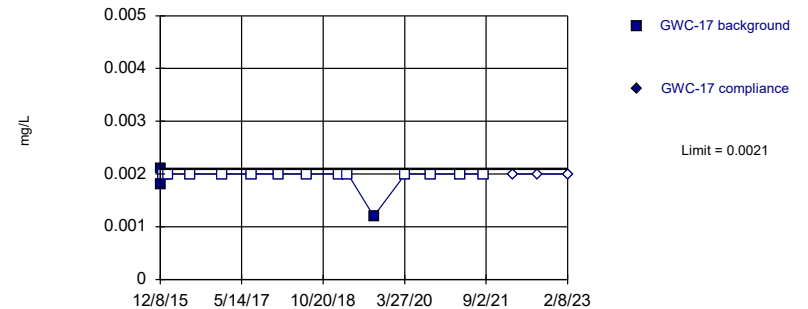
Non-parametric test used in lieu of parametric prediction limit because censored data exceeded 50%. Limit is highest of 38 background values. 94.74% NDs. Well-constituent pair annual alpha = 0.002586. Individual comparison alpha = 0.001294 (1 of 2).

Constituent: Copper Analysis Run 3/7/2023 10:43 AM View: Appendix I - Intrawell  
Plant McIntosh Client: Southern Company Data: McIntosh LF4 CCR

Within Limit

Prediction Limit

Intrawell Non-parametric



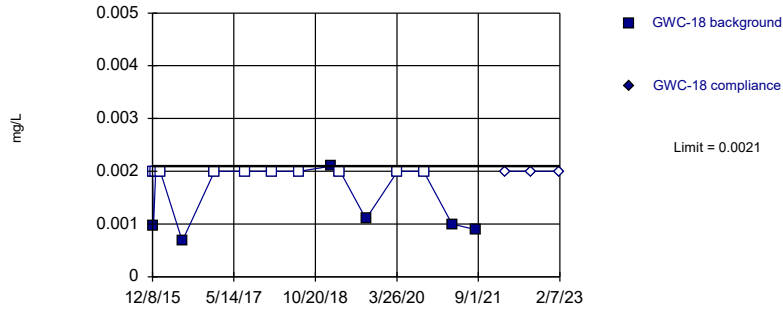
Non-parametric test used in lieu of parametric prediction limit because censored data exceeded 50%. Limit is highest of 17 background values. 82.35% NDs. Well-constituent pair annual alpha = 0.01179. Individual comparison alpha = 0.005914 (1 of 2).

Constituent: Copper Analysis Run 3/7/2023 10:43 AM View: Appendix I - Intrawell  
Plant McIntosh Client: Southern Company Data: McIntosh LF4 CCR

Within Limit

Prediction Limit

Intrawell Non-parametric



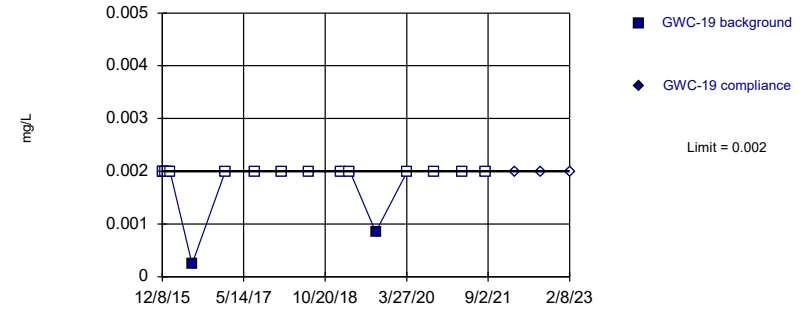
Non-parametric test used in lieu of parametric prediction limit because censored data exceeded 50%. Limit is highest of 17 background values. 64.71% NDs. Well-constituent pair annual alpha = 0.01179. Individual comparison alpha = 0.005914 (1 of 2).

Constituent: Copper Analysis Run 3/7/2023 10:43 AM View: Appendix I - Intrawell  
 Plant McIntosh Client: Southern Company Data: McIntosh LF4 CCR

Within Limit

Prediction Limit

Intrawell Non-parametric



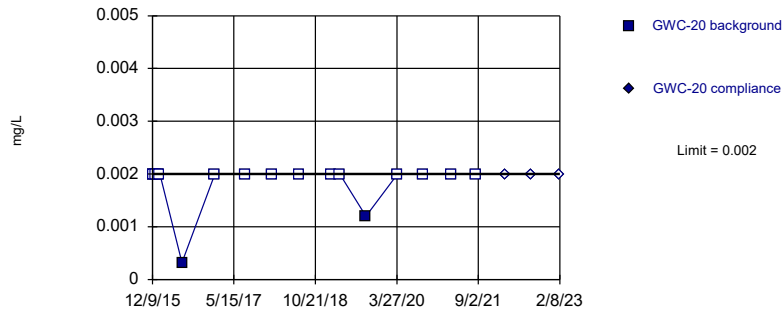
Non-parametric test used in lieu of parametric prediction limit because censored data exceeded 50%. Limit is highest of 17 background values. 88.24% NDs. Well-constituent pair annual alpha = 0.01179. Individual comparison alpha = 0.005914 (1 of 2).

Constituent: Copper Analysis Run 3/7/2023 10:43 AM View: Appendix I - Intrawell  
 Plant McIntosh Client: Southern Company Data: McIntosh LF4 CCR

Within Limit

Prediction Limit

Intrawell Non-parametric



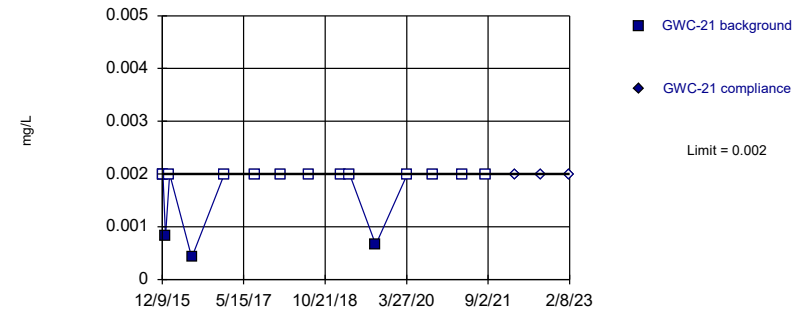
Non-parametric test used in lieu of parametric prediction limit because censored data exceeded 50%. Limit is highest of 17 background values. 88.24% NDs. Well-constituent pair annual alpha = 0.01179. Individual comparison alpha = 0.005914 (1 of 2).

Constituent: Copper Analysis Run 3/7/2023 10:43 AM View: Appendix I - Intrawell  
 Plant McIntosh Client: Southern Company Data: McIntosh LF4 CCR

Within Limit

Prediction Limit

Intrawell Non-parametric



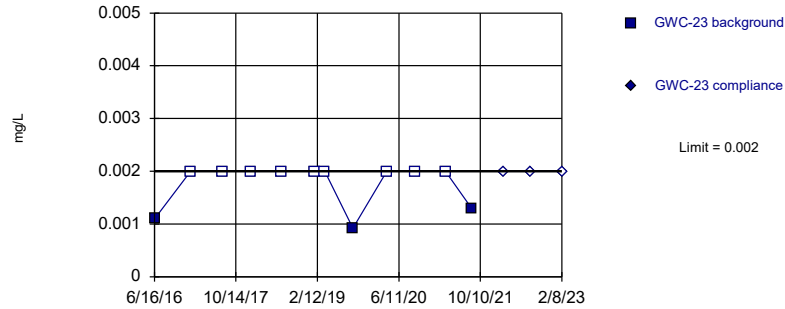
Non-parametric test used in lieu of parametric prediction limit because censored data exceeded 50%. Limit is highest of 16 background values. 81.25% NDs. Well-constituent pair annual alpha = 0.01287. Individual comparison alpha = 0.006456 (1 of 2).

Constituent: Copper Analysis Run 3/7/2023 10:43 AM View: Appendix I - Intrawell  
 Plant McIntosh Client: Southern Company Data: McIntosh LF4 CCR



Within Limit

Prediction Limit  
Intrawell Non-parametric

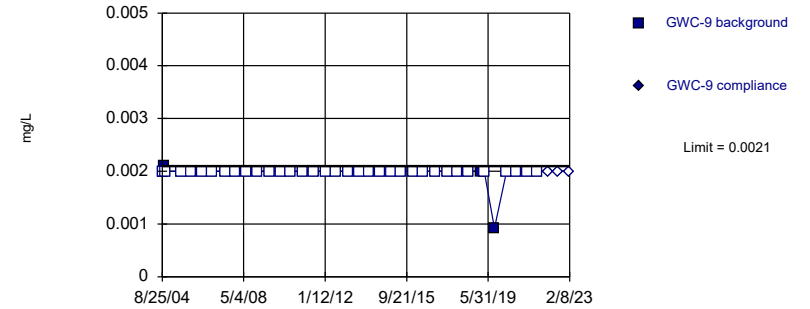


Non-parametric test used in lieu of parametric prediction limit because censored data exceeded 50%. Limit is highest of 12 background values. 75% NDs. Well-constituent pair annual alpha = 0.02143. Individual comparison alpha = 0.01077 (1 of 2).

Constituent: Copper Analysis Run 3/7/2023 10:43 AM View: Appendix I - Intrawell  
Plant McIntosh Client: Southern Company Data: McIntosh LF4 CCR

Within Limit

Prediction Limit  
Intrawell Non-parametric

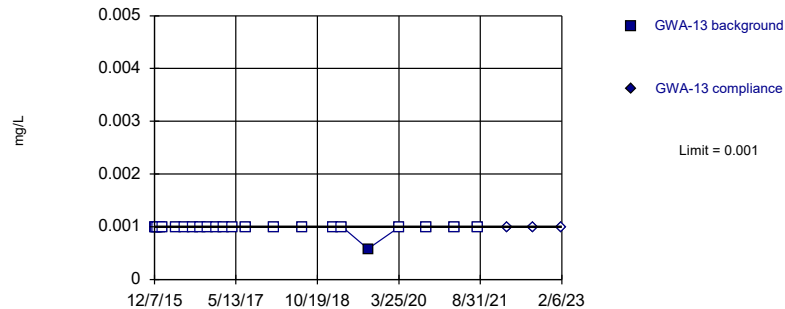


Non-parametric test used in lieu of parametric prediction limit because censored data exceeded 50%. Limit is highest of 38 background values. 92.11% NDs. Well-constituent pair annual alpha = 0.002586. Individual comparison alpha = 0.001294 (1 of 2).

Constituent: Copper Analysis Run 3/7/2023 10:43 AM View: Appendix I - Intrawell  
Plant McIntosh Client: Southern Company Data: McIntosh LF4 CCR

Within Limit

Prediction Limit  
Intrawell Non-parametric

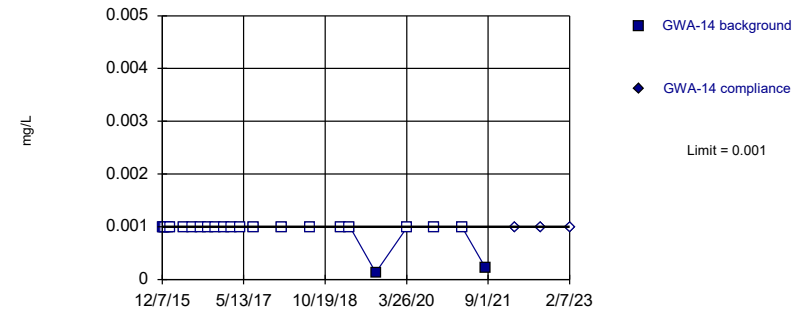


Non-parametric test used in lieu of parametric prediction limit because censored data exceeded 50%. Limit is highest of 23 background values. 95.65% NDs. Well-constituent pair annual alpha = 0.006819. Individual comparison alpha = 0.003415 (1 of 2).

Constituent: Lead Analysis Run 3/7/2023 10:43 AM View: Appendix I - Intrawell  
Plant McIntosh Client: Southern Company Data: McIntosh LF4 CCR

Within Limit

Prediction Limit  
Intrawell Non-parametric

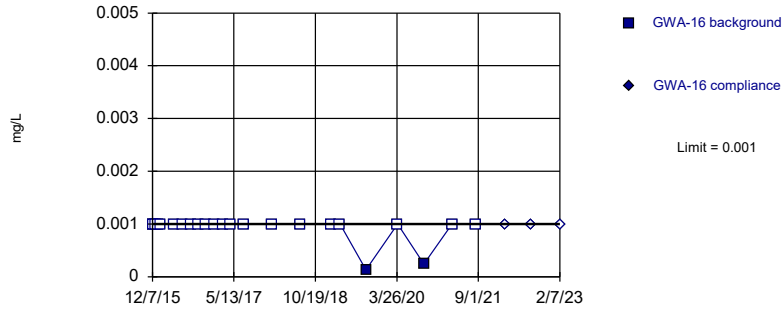


Non-parametric test used in lieu of parametric prediction limit because censored data exceeded 50%. Limit is highest of 23 background values. 91.3% NDs. Well-constituent pair annual alpha = 0.006819. Individual comparison alpha = 0.003415 (1 of 2).

Constituent: Lead Analysis Run 3/7/2023 10:43 AM View: Appendix I - Intrawell  
Plant McIntosh Client: Southern Company Data: McIntosh LF4 CCR

Within Limit

Prediction Limit  
Intrawell Non-parametric

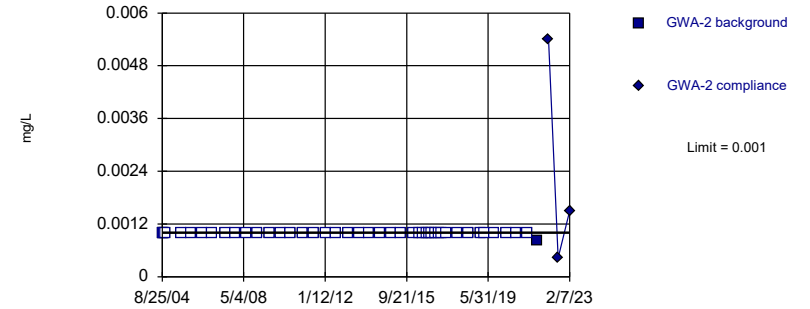


Non-parametric test used in lieu of parametric prediction limit because censored data exceeded 50%. Limit is highest of 23 background values. 91.3% NDs. Well-constituent pair annual alpha = 0.006819. Individual comparison alpha = 0.003415 (1 of 2).

Constituent: Lead Analysis Run 3/7/2023 10:43 AM View: Appendix I - Intrawell  
Plant McIntosh Client: Southern Company Data: McIntosh LF4 CCR

Exceeds Limit

Prediction Limit  
Intrawell Non-parametric

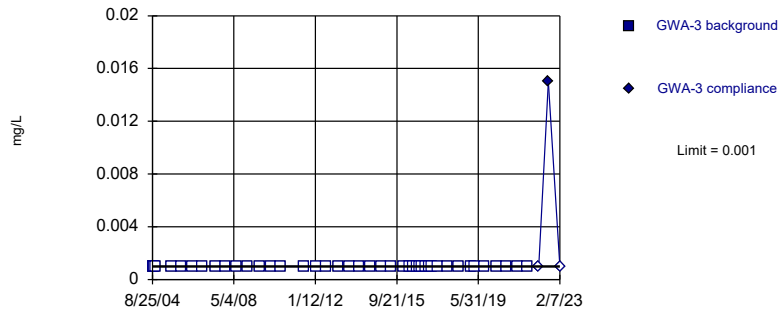


Non-parametric test used in lieu of parametric prediction limit because censored data exceeded 50%. Limit is highest of 44 background values. 97.73% NDs. Well-constituent pair annual alpha = 0.001992. Individual comparison alpha = 0.0009963 (1 of 2).

Constituent: Lead Analysis Run 3/7/2023 10:43 AM View: Appendix I - Intrawell  
Plant McIntosh Client: Southern Company Data: McIntosh LF4 CCR

Within Limit

Prediction Limit  
Intrawell Non-parametric

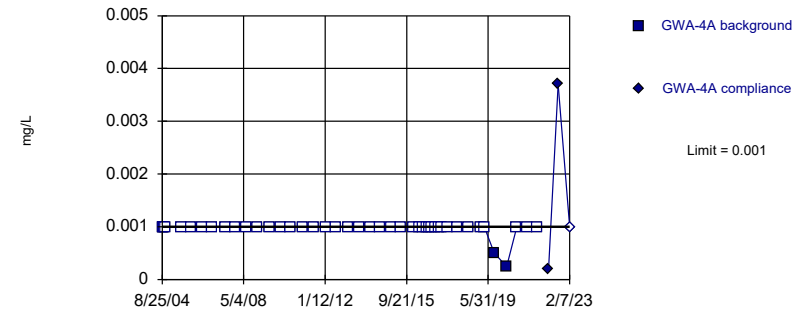


Non-parametric test used in lieu of parametric prediction limit because censored data exceeded 50%. All background values (n = 43) were censored; limit is most recent reporting limit. Well-constituent pair annual alpha = 0.002073. Individual comparison alpha = 0.001037 (1 of 2).

Constituent: Lead Analysis Run 3/7/2023 10:43 AM View: Appendix I - Intrawell  
Plant McIntosh Client: Southern Company Data: McIntosh LF4 CCR

Within Limit

Prediction Limit  
Intrawell Non-parametric



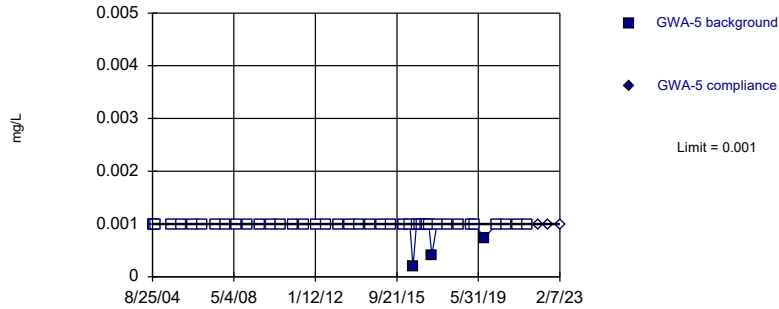
Non-parametric test used in lieu of parametric prediction limit because censored data exceeded 50%. Limit is highest of 44 background values. 95.45% NDs. Well-constituent pair annual alpha = 0.001992. Individual comparison alpha = 0.0009963 (1 of 2).

Constituent: Lead Analysis Run 3/7/2023 10:43 AM View: Appendix I - Intrawell  
Plant McIntosh Client: Southern Company Data: McIntosh LF4 CCR

Within Limit

### Prediction Limit

Intrawell Non-parametric



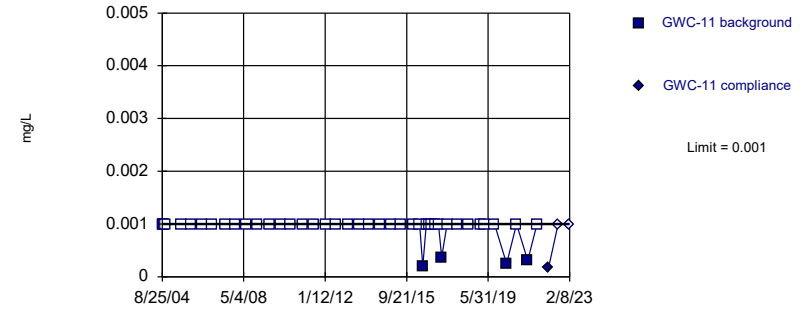
Non-parametric test used in lieu of parametric prediction limit because censored data exceeded 50%. Limit is highest of 46 background values. 91.3% NDs. Well-constituent pair annual alpha = 0.001829. Individual comparison alpha = 0.0009151 (1 of 2).

Constituent: Lead Analysis Run 3/7/2023 10:43 AM View: Appendix I - Intrawell  
Plant McIntosh Client: Southern Company Data: McIntosh LF4 CCR

Within Limit

### Prediction Limit

Intrawell Non-parametric



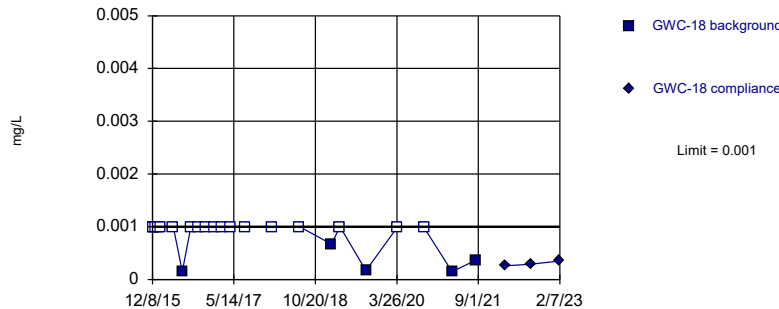
Non-parametric test used in lieu of parametric prediction limit because censored data exceeded 50%. Limit is highest of 44 background values. 90.91% NDs. Well-constituent pair annual alpha = 0.001992. Individual comparison alpha = 0.0009963 (1 of 2).

Constituent: Lead Analysis Run 3/7/2023 10:43 AM View: Appendix I - Intrawell  
Plant McIntosh Client: Southern Company Data: McIntosh LF4 CCR

Within Limit

### Prediction Limit

Intrawell Non-parametric



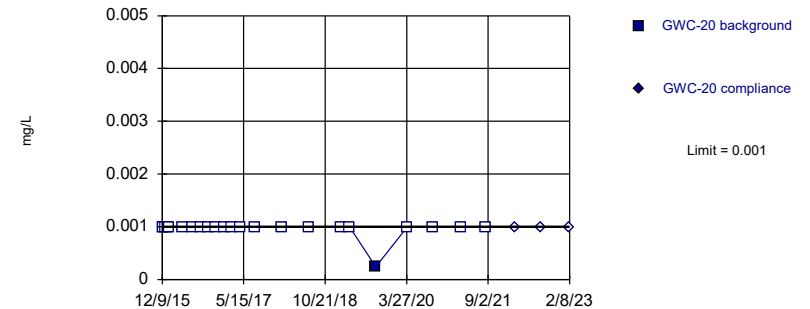
Non-parametric test used in lieu of parametric prediction limit because censored data exceeded 50%. Limit is highest of 23 background values. 78.26% NDs. Well-constituent pair annual alpha = 0.006819. Individual comparison alpha = 0.003415 (1 of 2).

Constituent: Lead Analysis Run 3/7/2023 10:43 AM View: Appendix I - Intrawell  
Plant McIntosh Client: Southern Company Data: McIntosh LF4 CCR

Within Limit

### Prediction Limit

Intrawell Non-parametric

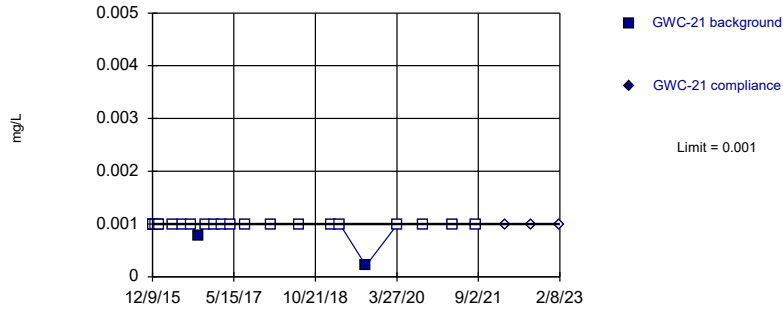


Non-parametric test used in lieu of parametric prediction limit because censored data exceeded 50%. Limit is highest of 23 background values. 95.65% NDs. Well-constituent pair annual alpha = 0.006819. Individual comparison alpha = 0.003415 (1 of 2).

Constituent: Lead Analysis Run 3/7/2023 10:43 AM View: Appendix I - Intrawell  
Plant McIntosh Client: Southern Company Data: McIntosh LF4 CCR

Within Limit

Prediction Limit  
Intrawell Non-parametric

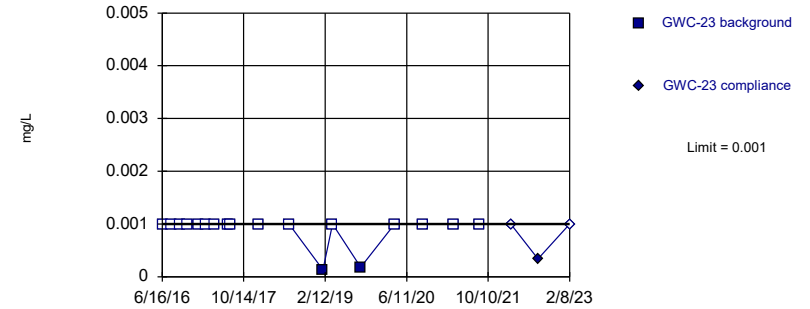


Non-parametric test used in lieu of parametric prediction limit because censored data exceeded 50%. Limit is highest of 23 background values. 91.3% NDs. Well-constituent pair annual alpha = 0.006819. Individual comparison alpha = 0.003415 (1 of 2).

Constituent: Lead Analysis Run 3/7/2023 10:43 AM View: Appendix I - Intrawell  
Plant McIntosh Client: Southern Company Data: McIntosh LF4 CCR

Within Limit

Prediction Limit  
Intrawell Non-parametric

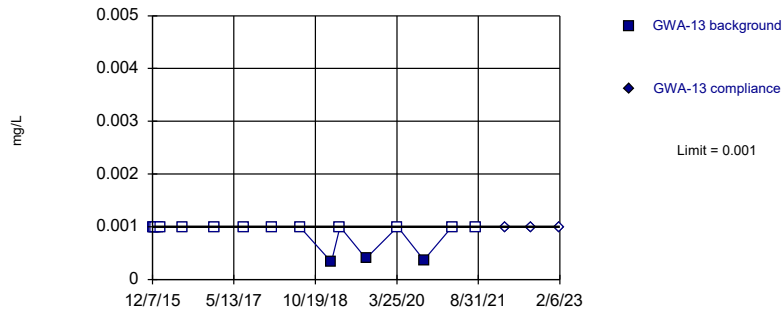


Non-parametric test used in lieu of parametric prediction limit because censored data exceeded 50%. Limit is highest of 18 background values. 88.89% NDs. Well-constituent pair annual alpha = 0.01072. Individual comparison alpha = 0.005373 (1 of 2).

Constituent: Lead Analysis Run 3/7/2023 10:43 AM View: Appendix I - Intrawell  
Plant McIntosh Client: Southern Company Data: McIntosh LF4 CCR

Within Limit

Prediction Limit  
Intrawell Non-parametric

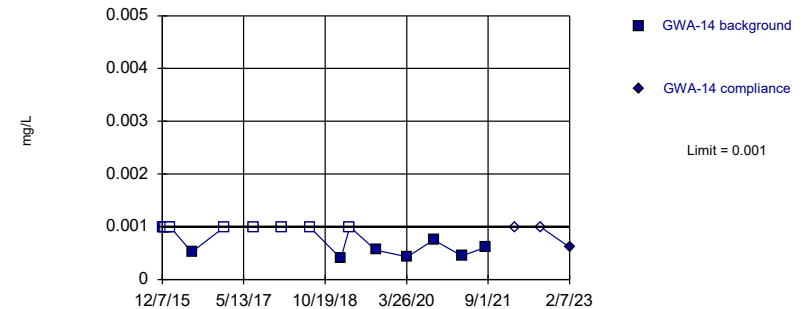


Non-parametric test used in lieu of parametric prediction limit because censored data exceeded 50%. Limit is highest of 17 background values. 82.35% NDs. Well-constituent pair annual alpha = 0.01179. Individual comparison alpha = 0.005914 (1 of 2).

Constituent: Nickel Analysis Run 3/7/2023 10:43 AM View: Appendix I - Intrawell  
Plant McIntosh Client: Southern Company Data: McIntosh LF4 CCR

Within Limit

Prediction Limit  
Intrawell Non-parametric

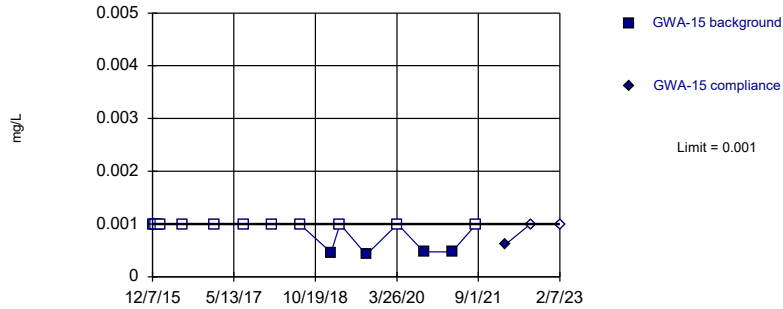


Non-parametric test used in lieu of parametric prediction limit because censored data exceeded 50%. Limit is highest of 17 background values. 58.82% NDs. Well-constituent pair annual alpha = 0.01179. Individual comparison alpha = 0.005914 (1 of 2).

Constituent: Nickel Analysis Run 3/7/2023 10:43 AM View: Appendix I - Intrawell  
Plant McIntosh Client: Southern Company Data: McIntosh LF4 CCR

Within Limit

Prediction Limit  
Intrawell Non-parametric

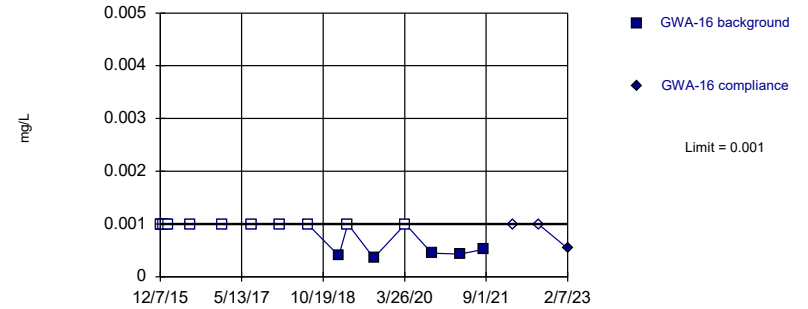


Non-parametric test used in lieu of parametric prediction limit because censored data exceeded 50%. Limit is highest of 17 background values. 76.47% NDs. Well-constituent pair annual alpha = 0.01179. Individual comparison alpha = 0.005914 (1 of 2).

Constituent: Nickel Analysis Run 3/7/2023 10:43 AM View: Appendix I - Intrawell  
Plant McIntosh Client: Southern Company Data: McIntosh LF4 CCR

Within Limit

Prediction Limit  
Intrawell Non-parametric

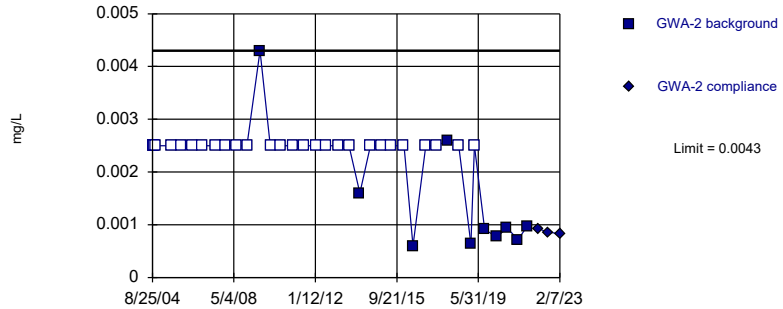


Non-parametric test used in lieu of parametric prediction limit because censored data exceeded 50%. Limit is highest of 17 background values. 70.59% NDs. Well-constituent pair annual alpha = 0.01179. Individual comparison alpha = 0.005914 (1 of 2).

Constituent: Nickel Analysis Run 3/7/2023 10:43 AM View: Appendix I - Intrawell  
Plant McIntosh Client: Southern Company Data: McIntosh LF4 CCR

Within Limit

Prediction Limit  
Intrawell Non-parametric

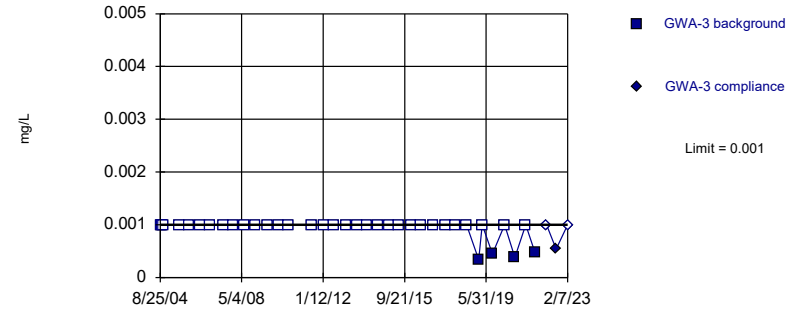


Non-parametric test used in lieu of parametric prediction limit because censored data exceeded 50%. Limit is highest of 38 background values. 73.68% NDs. Well-constituent pair annual alpha = 0.002586. Individual comparison alpha = 0.001294 (1 of 2).

Constituent: Nickel Analysis Run 3/7/2023 10:43 AM View: Appendix I - Intrawell  
Plant McIntosh Client: Southern Company Data: McIntosh LF4 CCR

Within Limit

Prediction Limit  
Intrawell Non-parametric

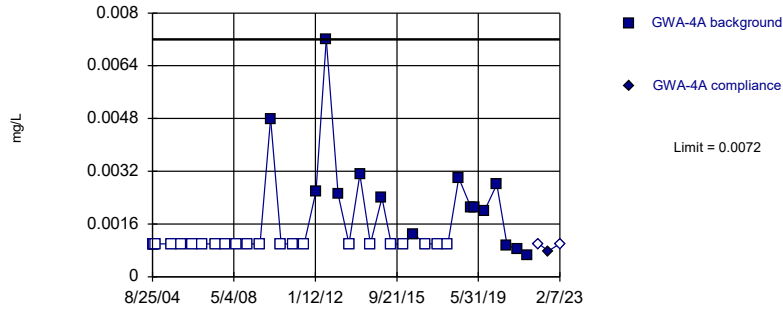


Non-parametric test used in lieu of parametric prediction limit because censored data exceeded 50%. Limit is highest of 36 background values. 88.89% NDs. Well-constituent pair annual alpha = 0.002856. Individual comparison alpha = 0.001429 (1 of 2).

Constituent: Nickel Analysis Run 3/7/2023 10:43 AM View: Appendix I - Intrawell  
Plant McIntosh Client: Southern Company Data: McIntosh LF4 CCR

Within Limit

Prediction Limit  
Intrawell Non-parametric

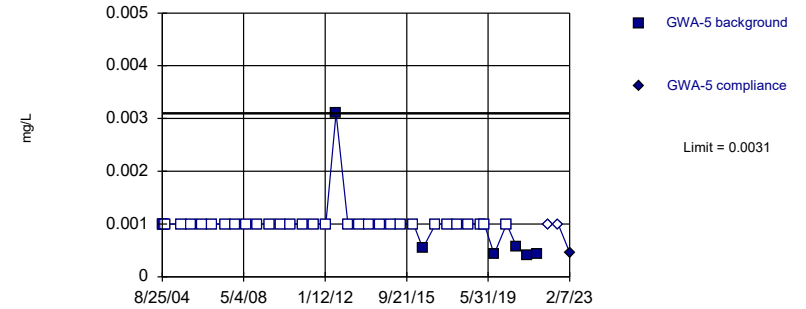


Non-parametric test used in lieu of parametric prediction limit because censored data exceeded 50%. Limit is highest of 38 background values. 60.53% NDs. Well-constituent pair annual alpha = 0.002586. Individual comparison alpha = 0.001294 (1 of 2).

Constituent: Nickel Analysis Run 3/7/2023 10:43 AM View: Appendix I - Intrawell  
Plant McIntosh Client: Southern Company Data: McIntosh LF4 CCR

Within Limit

Prediction Limit  
Intrawell Non-parametric

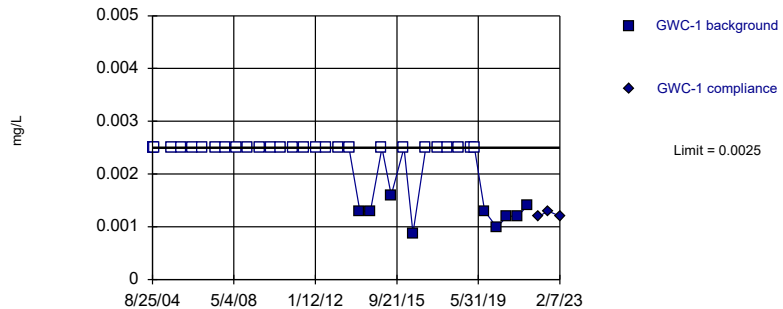


Non-parametric test used in lieu of parametric prediction limit because censored data exceeded 50%. Limit is highest of 38 background values. 84.21% NDs. Well-constituent pair annual alpha = 0.002586. Individual comparison alpha = 0.001294 (1 of 2).

Constituent: Nickel Analysis Run 3/7/2023 10:43 AM View: Appendix I - Intrawell  
Plant McIntosh Client: Southern Company Data: McIntosh LF4 CCR

Within Limit

Prediction Limit  
Intrawell Non-parametric

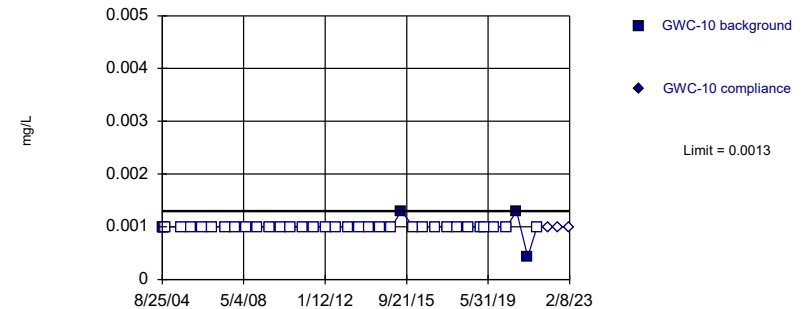


Non-parametric test used in lieu of parametric prediction limit because censored data exceeded 50%. Limit is highest of 37 background values. 75.68% NDs. Well-constituent pair annual alpha = 0.002721. Individual comparison alpha = 0.001361 (1 of 2).

Constituent: Nickel Analysis Run 3/7/2023 10:43 AM View: Appendix I - Intrawell  
Plant McIntosh Client: Southern Company Data: McIntosh LF4 CCR

Within Limit

Prediction Limit  
Intrawell Non-parametric



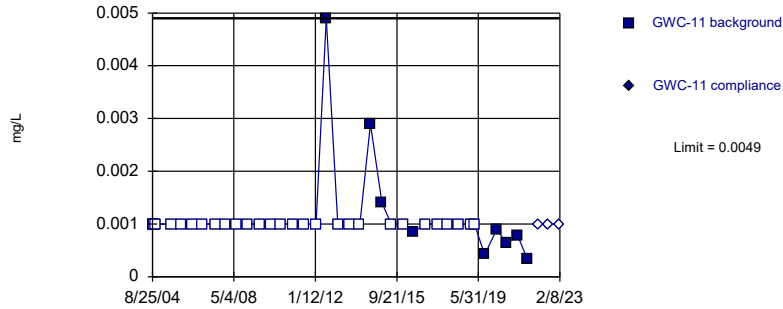
Non-parametric test used in lieu of parametric prediction limit because censored data exceeded 50%. Limit is highest of 38 background values. 92.11% NDs. Well-constituent pair annual alpha = 0.002586. Individual comparison alpha = 0.001294 (1 of 2).

Constituent: Nickel Analysis Run 3/7/2023 10:44 AM View: Appendix I - Intrawell  
Plant McIntosh Client: Southern Company Data: McIntosh LF4 CCR

Within Limit

Prediction Limit

Intrawell Non-parametric



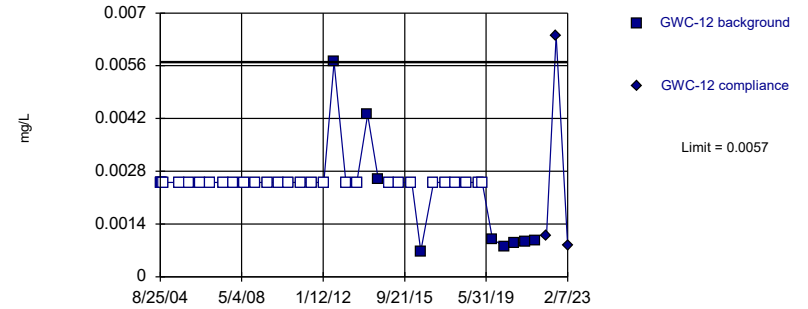
Non-parametric test used in lieu of parametric prediction limit because censored data exceeded 50%. Limit is highest of 38 background values. 76.32% NDs. Well-constituent pair annual alpha = 0.002586. Individual comparison alpha = 0.001294 (1 of 2).

Constituent: Nickel Analysis Run 3/7/2023 10:44 AM View: Appendix I - Intrawell  
Plant McIntosh Client: Southern Company Data: McIntosh LF4 CCR

Within Limit

Prediction Limit

Intrawell Non-parametric



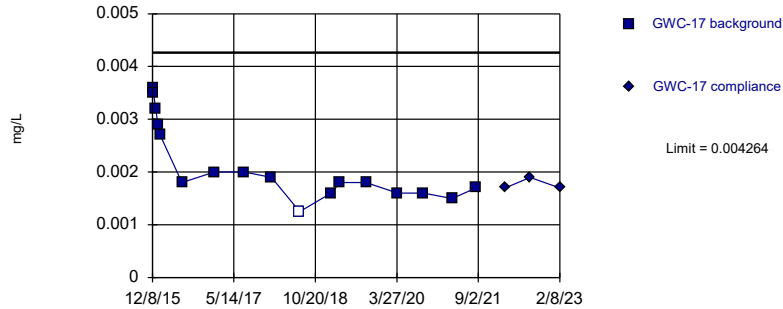
Non-parametric test used in lieu of parametric prediction limit because censored data exceeded 50%. Limit is highest of 38 background values. 76.32% NDs. Well-constituent pair annual alpha = 0.002586. Individual comparison alpha = 0.001294 (1 of 2).

Constituent: Nickel Analysis Run 3/7/2023 10:44 AM View: Appendix I - Intrawell  
Plant McIntosh Client: Southern Company Data: McIntosh LF4 CCR

Within Limit

Prediction Limit

Intrawell Parametric



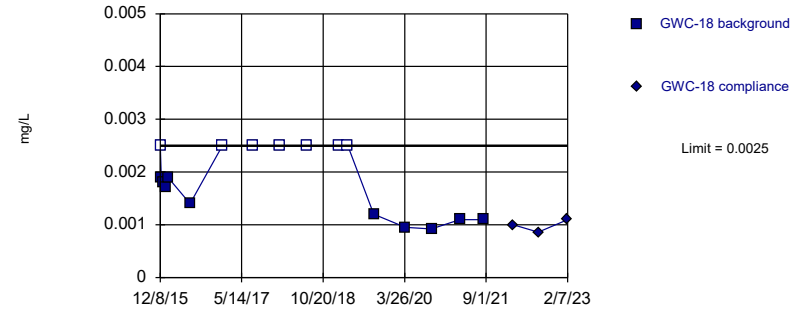
Background Data Summary (based on square root transformation): Mean=0.04572, Std. Dev.=0.007587, n=17, 5.882% NDs. Normality test: Shapiro Wilk @alpha = 0.01, calculated = 0.8702, critical = 0.851. Kappa = 2.582 (c=15, w=9, 1 of 2, event alpha = 0.05132). Report alpha = 0.0003901.

Constituent: Nickel Analysis Run 3/7/2023 10:44 AM View: Appendix I - Intrawell  
Plant McIntosh Client: Southern Company Data: McIntosh LF4 CCR

Within Limit

Prediction Limit

Intrawell Non-parametric



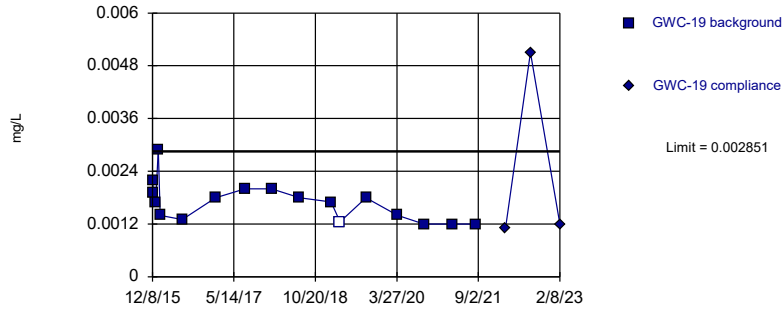
Non-parametric test used in lieu of parametric prediction limit because the Shapiro Wilk normality test showed the data to be non-normal at the 0.01 alpha level. Limit is highest of 17 background values. 41.18% NDs. Well-constituent pair annual alpha = 0.01179. Individual comparison alpha = 0.005914 (1 of 2).

Constituent: Nickel Analysis Run 3/7/2023 10:44 AM View: Appendix I - Intrawell  
Plant McIntosh Client: Southern Company Data: McIntosh LF4 CCR

Within Limit

Prediction Limit

Intrawell Parametric



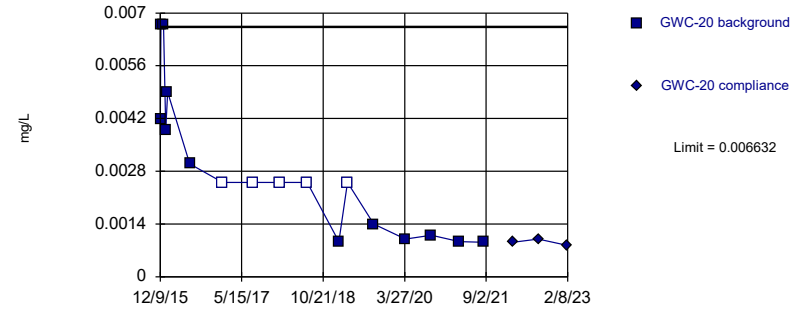
Background Data Summary: Mean=0.001691, Std. Dev.=0.0004494, n=17, 5.882% NDs. Normality test: Shapiro Wilk @alpha = 0.01, calculated = 0.8866, critical = 0.851. Kappa = 2.582 (c=15, w=9, 1 of 2, event alpha = 0.05132). Report alpha = 0.0003901.

Constituent: Nickel Analysis Run 3/7/2023 10:44 AM View: Appendix I - Intrawell  
Plant McIntosh Client: Southern Company Data: McIntosh LF4 CCR

Within Limit

Prediction Limit

Intrawell Parametric



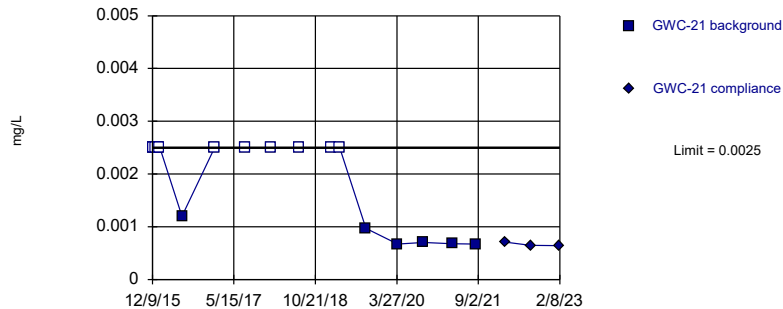
Background Data Summary (after Kaplan-Meier Adjustment): Mean=0.002119, Std. Dev.=0.001748, n=17, 29.41% NDs. Normality test: Shapiro Wilk @alpha = 0.01, calculated = 0.8605, critical = 0.851. Kappa = 2.582 (c=15, w=9, 1 of 2, event alpha = 0.05132). Report alpha = 0.0003901.

Constituent: Nickel Analysis Run 3/7/2023 10:44 AM View: Appendix I - Intrawell  
Plant McIntosh Client: Southern Company Data: McIntosh LF4 CCR

Within Limit

Prediction Limit

Intrawell Non-parametric



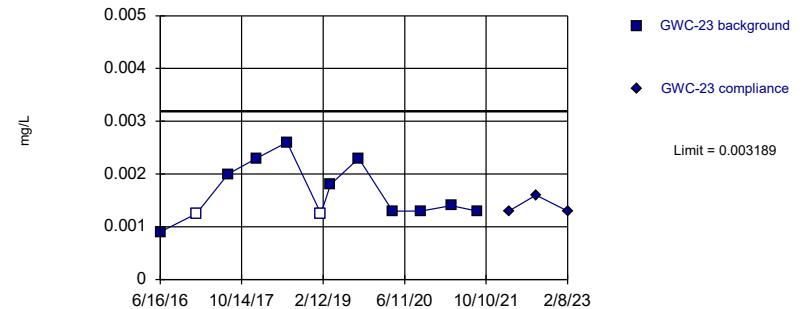
Non-parametric test used in lieu of parametric prediction limit because censored data exceeded 50%. Limit is highest of 17 background values. 64.71% NDs. Well-constituent pair annual alpha = 0.01179. Individual comparison alpha = 0.005914 (1 of 2).

Constituent: Nickel Analysis Run 3/7/2023 10:44 AM View: Appendix I - Intrawell  
Plant McIntosh Client: Southern Company Data: McIntosh LF4 CCR

Within Limit

Prediction Limit

Intrawell Parametric



Background Data Summary (after Kaplan-Meier Adjustment): Mean=0.001522, Std. Dev.=0.0005802, n=12, 16.67% NDs. Normality test: Shapiro Wilk @alpha = 0.01, calculated = 0.8876, critical = 0.805. Kappa = 2.874 (c=15, w=9, 1 of 2, event alpha = 0.05132). Report alpha = 0.0003901.

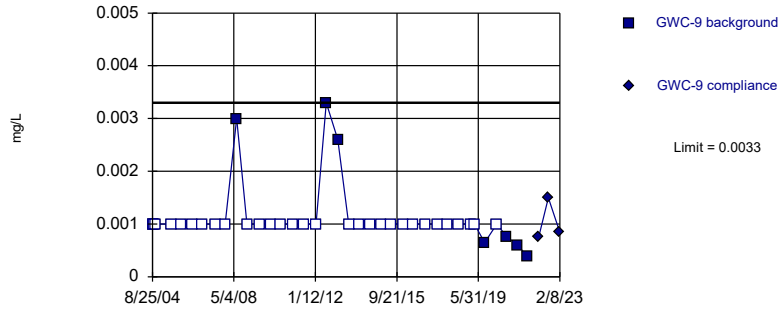
Constituent: Nickel Analysis Run 3/7/2023 10:44 AM View: Appendix I - Intrawell  
Plant McIntosh Client: Southern Company Data: McIntosh LF4 CCR



Within Limit

Prediction Limit

Intrawell Non-parametric



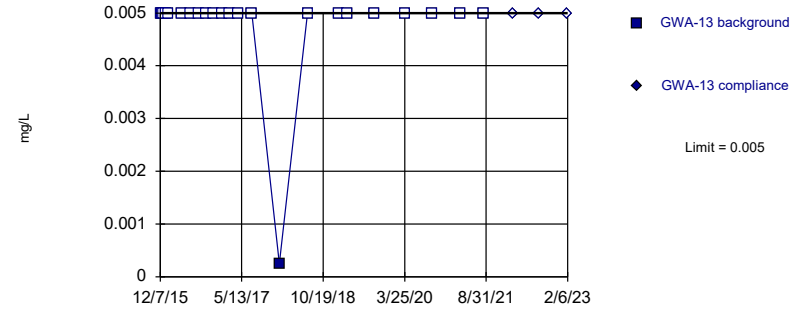
Non-parametric test used in lieu of parametric prediction limit because censored data exceeded 50%. Limit is highest of 38 background values. 81.58% NDs. Well-constituent pair annual alpha = 0.002586. Individual comparison alpha = 0.001294 (1 of 2).

Constituent: Nickel Analysis Run 3/7/2023 10:44 AM View: Appendix I - Intrawell  
Plant McIntosh Client: Southern Company Data: McIntosh LF4 CCR

Within Limit

Prediction Limit

Intrawell Non-parametric



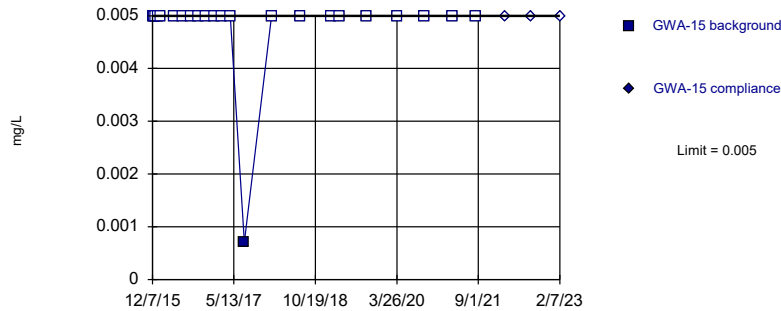
Non-parametric test used in lieu of parametric prediction limit because censored data exceeded 50%. Limit is highest of 23 background values. 95.65% NDs. Well-constituent pair annual alpha = 0.006819. Individual comparison alpha = 0.003415 (1 of 2).

Constituent: Selenium Analysis Run 3/7/2023 10:44 AM View: Appendix I - Intrawell  
Plant McIntosh Client: Southern Company Data: McIntosh LF4 CCR

Within Limit

Prediction Limit

Intrawell Non-parametric



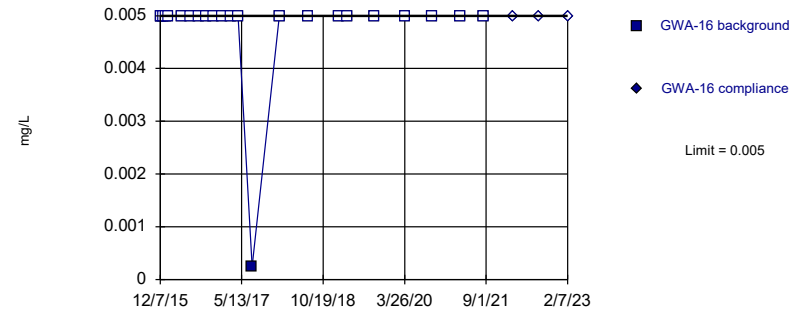
Non-parametric test used in lieu of parametric prediction limit because censored data exceeded 50%. Limit is highest of 23 background values. 95.65% NDs. Well-constituent pair annual alpha = 0.006819. Individual comparison alpha = 0.003415 (1 of 2).

Constituent: Selenium Analysis Run 3/7/2023 10:44 AM View: Appendix I - Intrawell  
Plant McIntosh Client: Southern Company Data: McIntosh LF4 CCR

Within Limit

Prediction Limit

Intrawell Non-parametric

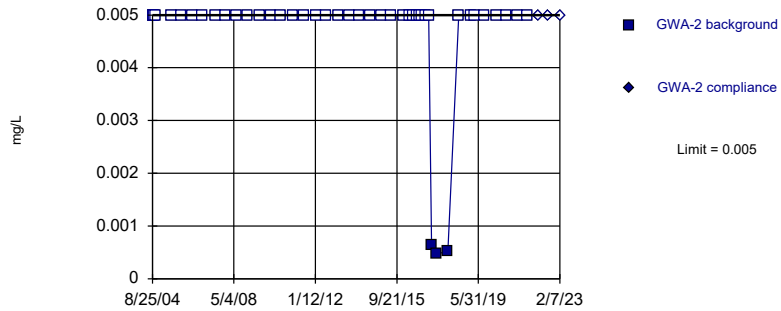


Non-parametric test used in lieu of parametric prediction limit because censored data exceeded 50%. Limit is highest of 23 background values. 95.65% NDs. Well-constituent pair annual alpha = 0.006819. Individual comparison alpha = 0.003415 (1 of 2).

Constituent: Selenium Analysis Run 3/7/2023 10:44 AM View: Appendix I - Intrawell  
Plant McIntosh Client: Southern Company Data: McIntosh LF4 CCR

Within Limit

Prediction Limit  
Intrawell Non-parametric

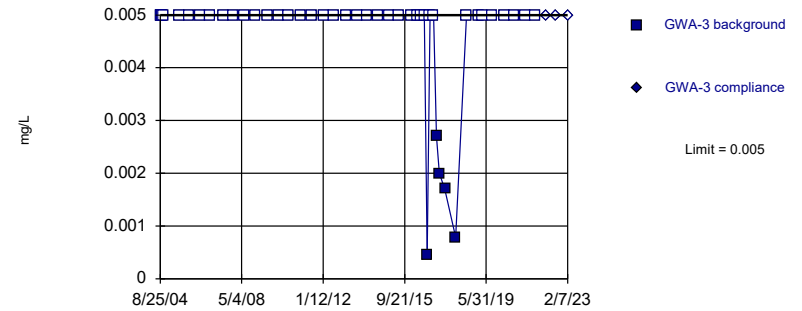


Non-parametric test used in lieu of parametric prediction limit because censored data exceeded 50%. Limit is highest of 44 background values. 93.18% NDs. Well-constituent pair annual alpha = 0.001992. Individual comparison alpha = 0.0009963 (1 of 2).

Constituent: Selenium Analysis Run 3/7/2023 10:44 AM View: Appendix I - Intrawell  
Plant McIntosh Client: Southern Company Data: McIntosh LF4 CCR

Within Limit

Prediction Limit  
Intrawell Non-parametric

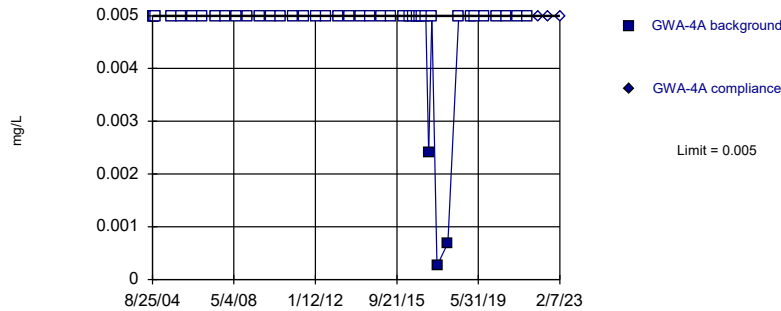


Non-parametric test used in lieu of parametric prediction limit because censored data exceeded 50%. Limit is highest of 44 background values. 88.64% NDs. Well-constituent pair annual alpha = 0.001992. Individual comparison alpha = 0.0009963 (1 of 2).

Constituent: Selenium Analysis Run 3/7/2023 10:44 AM View: Appendix I - Intrawell  
Plant McIntosh Client: Southern Company Data: McIntosh LF4 CCR

Within Limit

Prediction Limit  
Intrawell Non-parametric

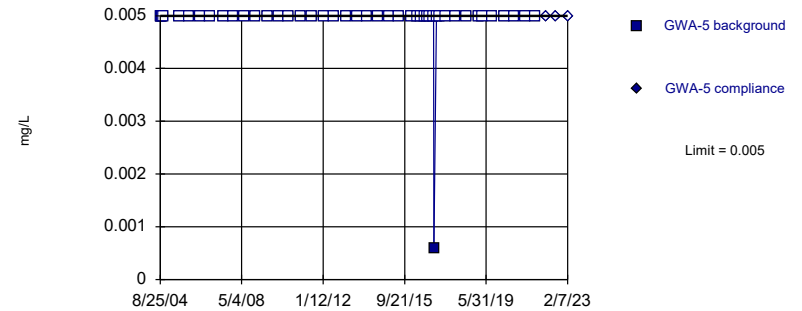


Non-parametric test used in lieu of parametric prediction limit because censored data exceeded 50%. Limit is highest of 44 background values. 93.18% NDs. Well-constituent pair annual alpha = 0.001992. Individual comparison alpha = 0.0009963 (1 of 2).

Constituent: Selenium Analysis Run 3/7/2023 10:44 AM View: Appendix I - Intrawell  
Plant McIntosh Client: Southern Company Data: McIntosh LF4 CCR

Within Limit

Prediction Limit  
Intrawell Non-parametric

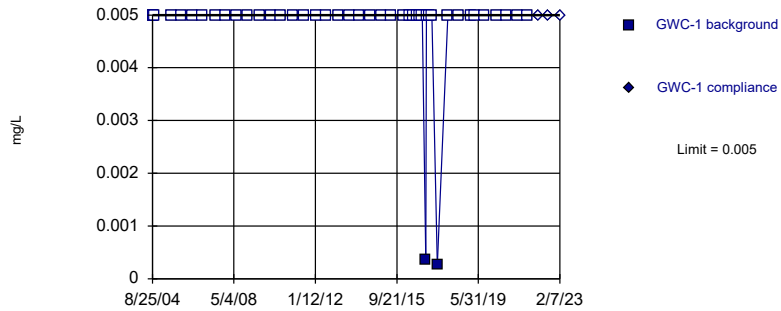


Non-parametric test used in lieu of parametric prediction limit because censored data exceeded 50%. Limit is highest of 45 background values. 97.78% NDs. Well-constituent pair annual alpha = 0.001911. Individual comparison alpha = 0.0009557 (1 of 2).

Constituent: Selenium Analysis Run 3/7/2023 10:44 AM View: Appendix I - Intrawell  
Plant McIntosh Client: Southern Company Data: McIntosh LF4 CCR

Within Limit

Prediction Limit  
Intrawell Non-parametric

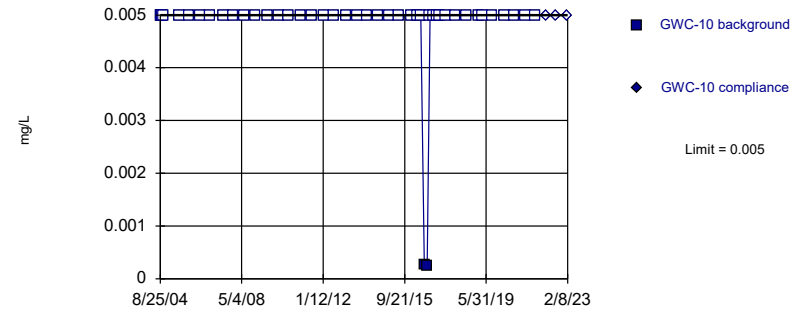


Non-parametric test used in lieu of parametric prediction limit because censored data exceeded 50%. Limit is highest of 44 background values. 95.45% NDs. Well-constituent pair annual alpha = 0.001992. Individual comparison alpha = 0.0009963 (1 of 2).

Constituent: Selenium Analysis Run 3/7/2023 10:44 AM View: Appendix I - Intrawell  
Plant McIntosh Client: Southern Company Data: McIntosh LF4 CCR

Within Limit

Prediction Limit  
Intrawell Non-parametric

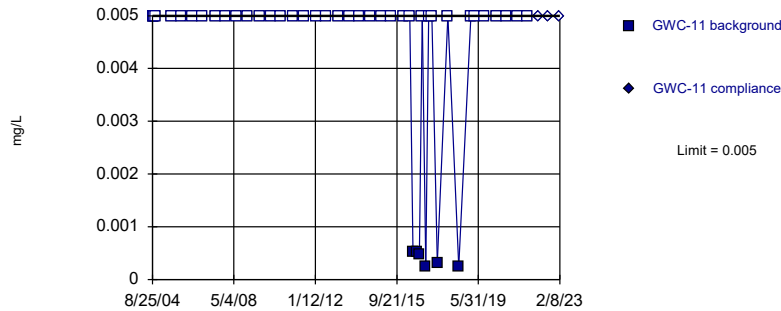


Non-parametric test used in lieu of parametric prediction limit because censored data exceeded 50%. Limit is highest of 44 background values. 95.45% NDs. Well-constituent pair annual alpha = 0.001992. Individual comparison alpha = 0.0009963 (1 of 2).

Constituent: Selenium Analysis Run 3/7/2023 10:44 AM View: Appendix I - Intrawell  
Plant McIntosh Client: Southern Company Data: McIntosh LF4 CCR

Within Limit

Prediction Limit  
Intrawell Non-parametric

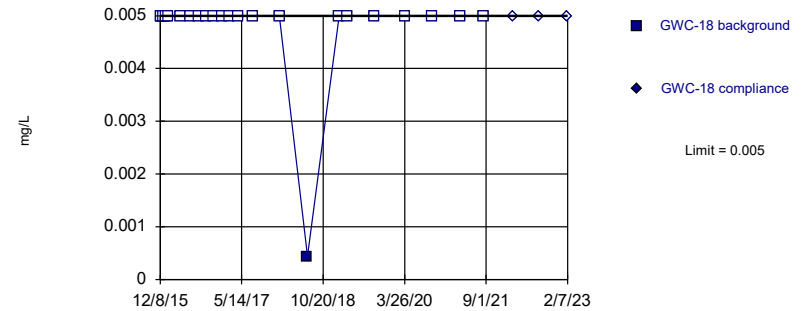


Non-parametric test used in lieu of parametric prediction limit because censored data exceeded 50%. Limit is highest of 44 background values. 86.36% NDs. Well-constituent pair annual alpha = 0.001992. Individual comparison alpha = 0.0009963 (1 of 2).

Constituent: Selenium Analysis Run 3/7/2023 10:44 AM View: Appendix I - Intrawell  
Plant McIntosh Client: Southern Company Data: McIntosh LF4 CCR

Within Limit

Prediction Limit  
Intrawell Non-parametric



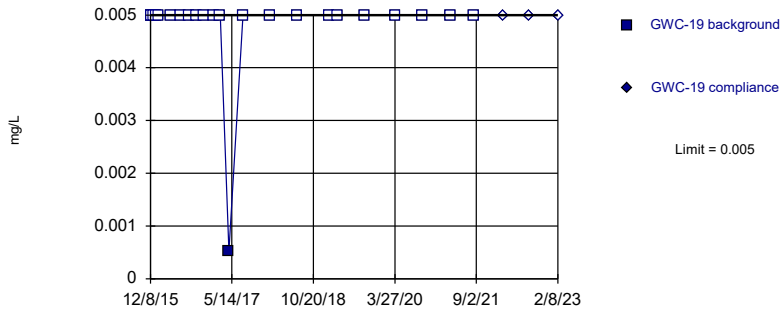
Non-parametric test used in lieu of parametric prediction limit because censored data exceeded 50%. Limit is highest of 23 background values. 95.65% NDs. Well-constituent pair annual alpha = 0.006819. Individual comparison alpha = 0.003415 (1 of 2).

Constituent: Selenium Analysis Run 3/7/2023 10:44 AM View: Appendix I - Intrawell  
Plant McIntosh Client: Southern Company Data: McIntosh LF4 CCR

Within Limit

Prediction Limit

Intrawell Non-parametric



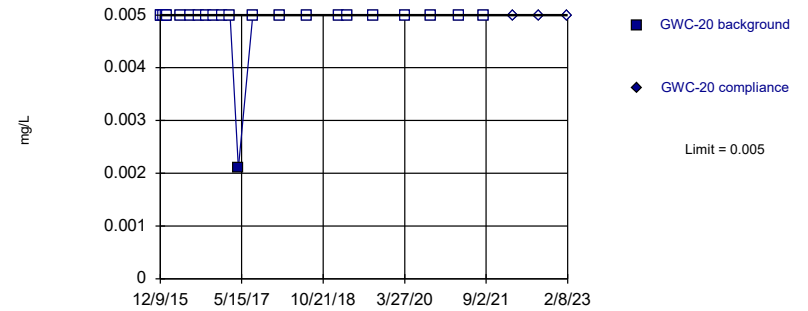
Non-parametric test used in lieu of parametric prediction limit because censored data exceeded 50%. Limit is highest of 23 background values. 95.65% NDs. Well-constituent pair annual alpha = 0.006819. Individual comparison alpha = 0.003415 (1 of 2).

Constituent: Selenium Analysis Run 3/7/2023 10:44 AM View: Appendix I - Intrawell  
Plant McIntosh Client: Southern Company Data: McIntosh LF4 CCR

Within Limit

Prediction Limit

Intrawell Non-parametric



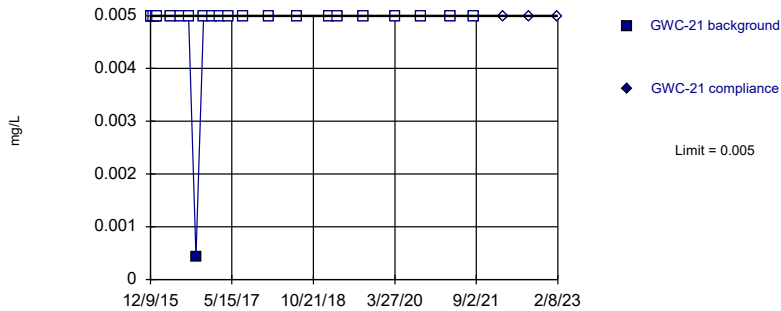
Non-parametric test used in lieu of parametric prediction limit because censored data exceeded 50%. Limit is highest of 23 background values. 95.65% NDs. Well-constituent pair annual alpha = 0.006819. Individual comparison alpha = 0.003415 (1 of 2).

Constituent: Selenium Analysis Run 3/7/2023 10:44 AM View: Appendix I - Intrawell  
Plant McIntosh Client: Southern Company Data: McIntosh LF4 CCR

Within Limit

Prediction Limit

Intrawell Non-parametric



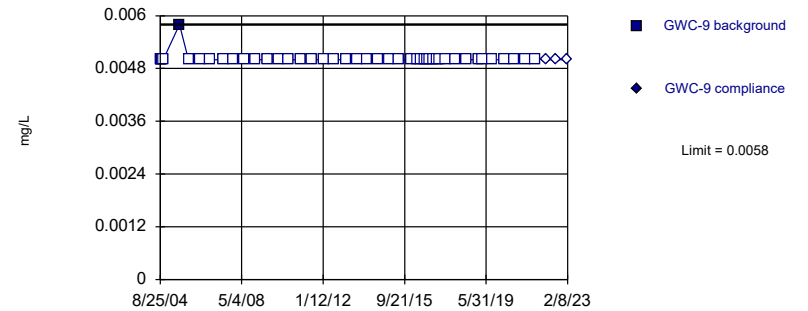
Non-parametric test used in lieu of parametric prediction limit because censored data exceeded 50%. Limit is highest of 23 background values. 95.65% NDs. Well-constituent pair annual alpha = 0.006819. Individual comparison alpha = 0.003415 (1 of 2).

Constituent: Selenium Analysis Run 3/7/2023 10:44 AM View: Appendix I - Intrawell  
Plant McIntosh Client: Southern Company Data: McIntosh LF4 CCR

Within Limit

Prediction Limit

Intrawell Non-parametric



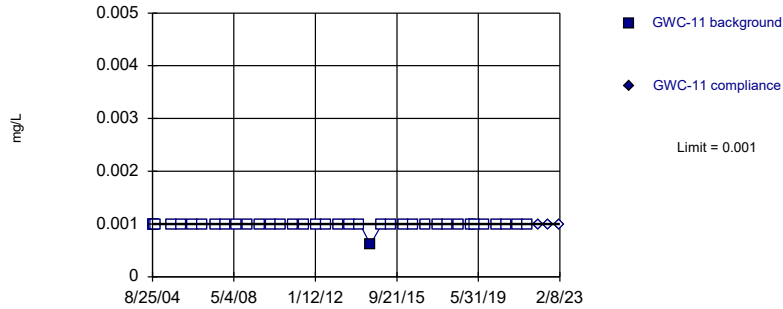
Non-parametric test used in lieu of parametric prediction limit because censored data exceeded 50%. Limit is highest of 44 background values. 97.73% NDs. Well-constituent pair annual alpha = 0.001992. Individual comparison alpha = 0.0009963 (1 of 2).

Constituent: Selenium Analysis Run 3/7/2023 10:44 AM View: Appendix I - Intrawell  
Plant McIntosh Client: Southern Company Data: McIntosh LF4 CCR

Within Limit

### Prediction Limit

Intrawell Non-parametric



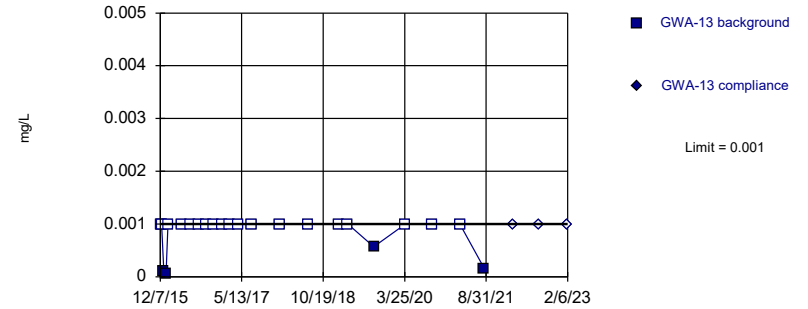
Non-parametric test used in lieu of parametric prediction limit because censored data exceeded 50%. Limit is highest of 38 background values. 97.37% NDs. Well-constituent pair annual alpha = 0.002586. Individual comparison alpha = 0.001294 (1 of 2).

Constituent: Silver Analysis Run 3/7/2023 10:44 AM View: Appendix I - Intrawell  
Plant McIntosh Client: Southern Company Data: McIntosh LF4 CCR

Within Limit

### Prediction Limit

Intrawell Non-parametric



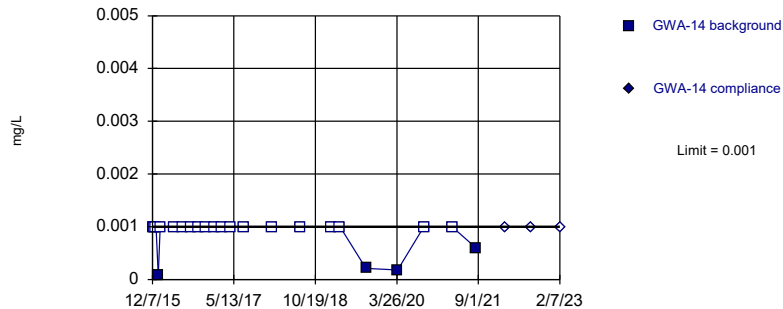
Non-parametric test used in lieu of parametric prediction limit because censored data exceeded 50%. Limit is highest of 23 background values. 82.61% NDs. Well-constituent pair annual alpha = 0.006819. Individual comparison alpha = 0.003415 (1 of 2).

Constituent: Thallium Analysis Run 3/7/2023 10:44 AM View: Appendix I - Intrawell  
Plant McIntosh Client: Southern Company Data: McIntosh LF4 CCR

Within Limit

### Prediction Limit

Intrawell Non-parametric



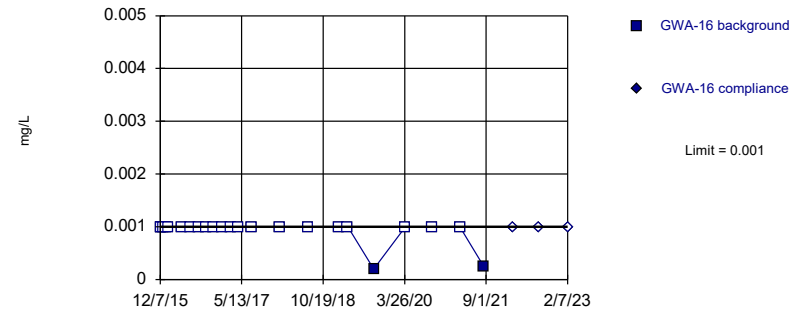
Non-parametric test used in lieu of parametric prediction limit because censored data exceeded 50%. Limit is highest of 23 background values. 82.61% NDs. Well-constituent pair annual alpha = 0.006819. Individual comparison alpha = 0.003415 (1 of 2).

Constituent: Silver Analysis Run 3/7/2023 10:44 AM View: Appendix I - Intrawell  
Plant McIntosh Client: Southern Company Data: McIntosh LF4 CCR

Within Limit

### Prediction Limit

Intrawell Non-parametric



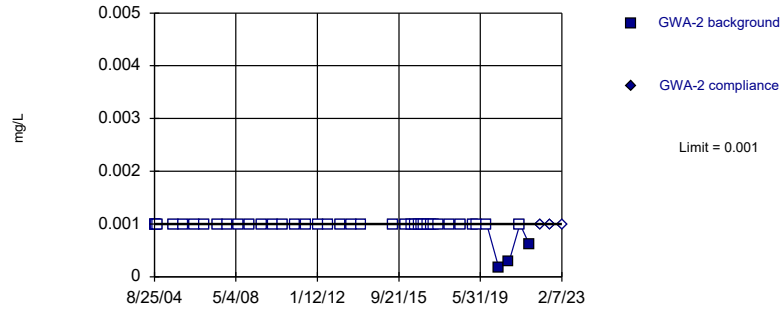
Non-parametric test used in lieu of parametric prediction limit because censored data exceeded 50%. Limit is highest of 23 background values. 91.3% NDs. Well-constituent pair annual alpha = 0.006819. Individual comparison alpha = 0.003415 (1 of 2).

Constituent: Thallium Analysis Run 3/7/2023 10:44 AM View: Appendix I - Intrawell  
Plant McIntosh Client: Southern Company Data: McIntosh LF4 CCR

Within Limit

### Prediction Limit

Intrawell Non-parametric



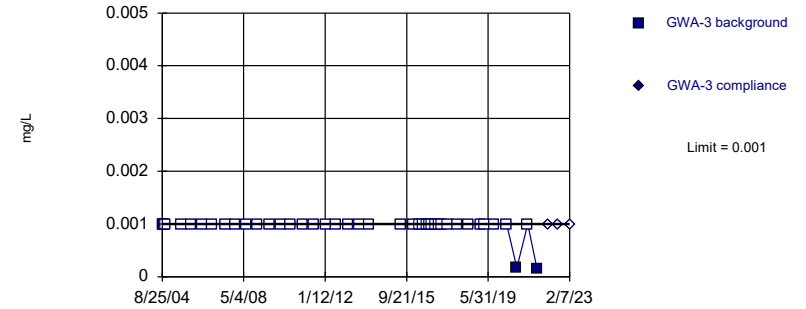
Non-parametric test used in lieu of parametric prediction limit because censored data exceeded 50%. Limit is highest of 42 background values. 92.86% NDs. Well-constituent pair annual alpha = 0.002154. Individual comparison alpha = 0.001077 (1 of 2).

Constituent: Thallium Analysis Run 3/7/2023 10:44 AM View: Appendix I - Intrawell  
Plant McIntosh Client: Southern Company Data: McIntosh LF4 CCR

Within Limit

### Prediction Limit

Intrawell Non-parametric



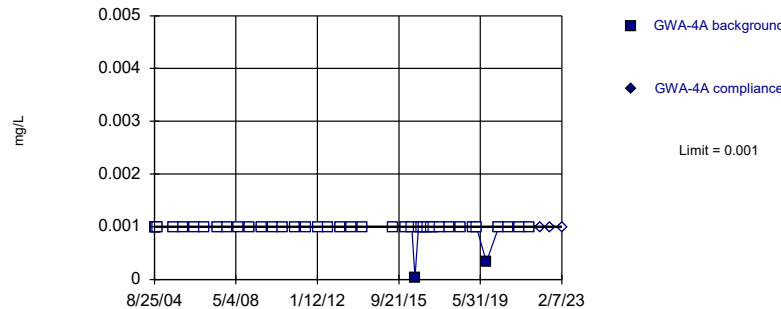
Non-parametric test used in lieu of parametric prediction limit because censored data exceeded 50%. Limit is highest of 42 background values. 95.24% NDs. Well-constituent pair annual alpha = 0.002154. Individual comparison alpha = 0.001077 (1 of 2).

Constituent: Thallium Analysis Run 3/7/2023 10:44 AM View: Appendix I - Intrawell  
Plant McIntosh Client: Southern Company Data: McIntosh LF4 CCR

Within Limit

### Prediction Limit

Intrawell Non-parametric



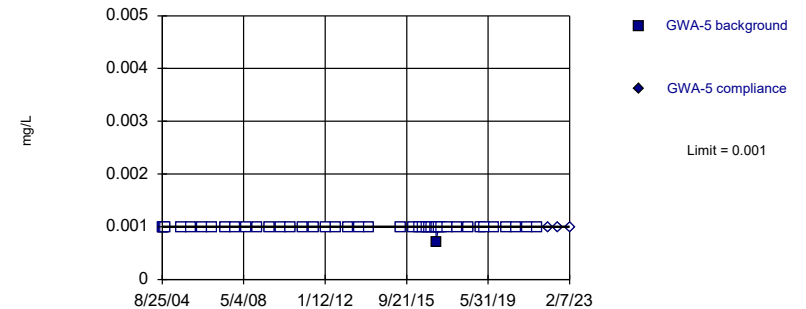
Non-parametric test used in lieu of parametric prediction limit because censored data exceeded 50%. Limit is highest of 42 background values. 95.24% NDs. Well-constituent pair annual alpha = 0.002154. Individual comparison alpha = 0.001077 (1 of 2).

Constituent: Thallium Analysis Run 3/7/2023 10:44 AM View: Appendix I - Intrawell  
Plant McIntosh Client: Southern Company Data: McIntosh LF4 CCR

Within Limit

### Prediction Limit

Intrawell Non-parametric



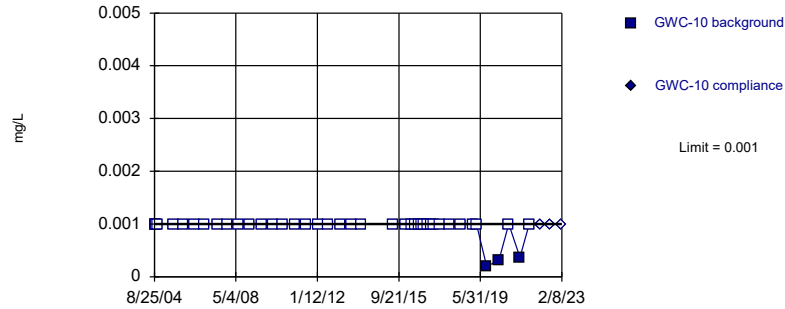
Non-parametric test used in lieu of parametric prediction limit because censored data exceeded 50%. Limit is highest of 44 background values. 97.73% NDs. Well-constituent pair annual alpha = 0.001992. Individual comparison alpha = 0.0009963 (1 of 2).

Constituent: Thallium Analysis Run 3/7/2023 10:44 AM View: Appendix I - Intrawell  
Plant McIntosh Client: Southern Company Data: McIntosh LF4 CCR

Within Limit

Prediction Limit

Intrawell Non-parametric



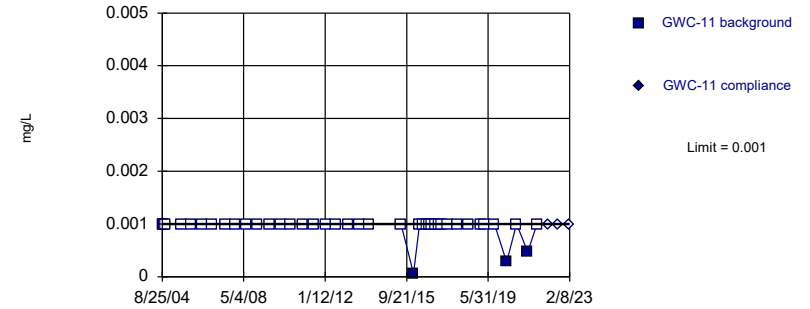
Non-parametric test used in lieu of parametric prediction limit because censored data exceeded 50%. Limit is highest of 42 background values. 92.86% NDs. Well-constituent pair annual alpha = 0.002154. Individual comparison alpha = 0.001077 (1 of 2).

Constituent: Thallium Analysis Run 3/7/2023 10:44 AM View: Appendix I - Intrawell  
Plant McIntosh Client: Southern Company Data: McIntosh LF4 CCR

Within Limit

Prediction Limit

Intrawell Non-parametric



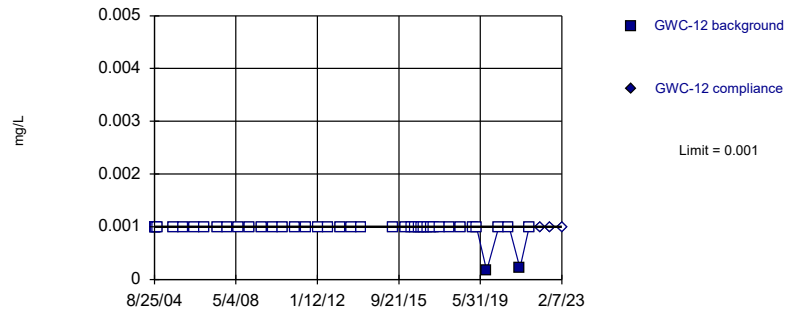
Non-parametric test used in lieu of parametric prediction limit because censored data exceeded 50%. Limit is highest of 42 background values. 92.86% NDs. Well-constituent pair annual alpha = 0.002154. Individual comparison alpha = 0.001077 (1 of 2).

Constituent: Thallium Analysis Run 3/7/2023 10:44 AM View: Appendix I - Intrawell  
Plant McIntosh Client: Southern Company Data: McIntosh LF4 CCR

Within Limit

Prediction Limit

Intrawell Non-parametric



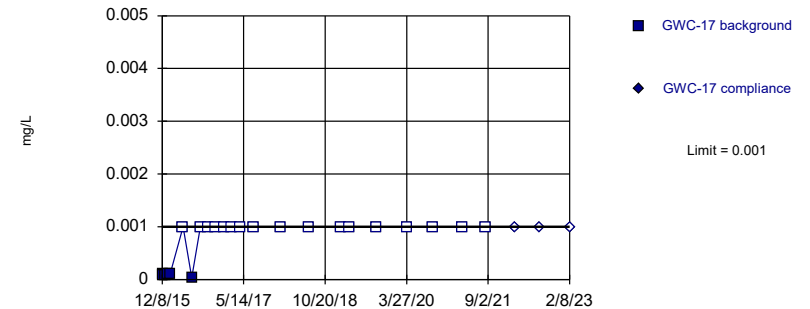
Non-parametric test used in lieu of parametric prediction limit because censored data exceeded 50%. Limit is highest of 42 background values. 95.24% NDs. Well-constituent pair annual alpha = 0.002154. Individual comparison alpha = 0.001077 (1 of 2).

Constituent: Thallium Analysis Run 3/7/2023 10:44 AM View: Appendix I - Intrawell  
Plant McIntosh Client: Southern Company Data: McIntosh LF4 CCR

Within Limit

Prediction Limit

Intrawell Non-parametric



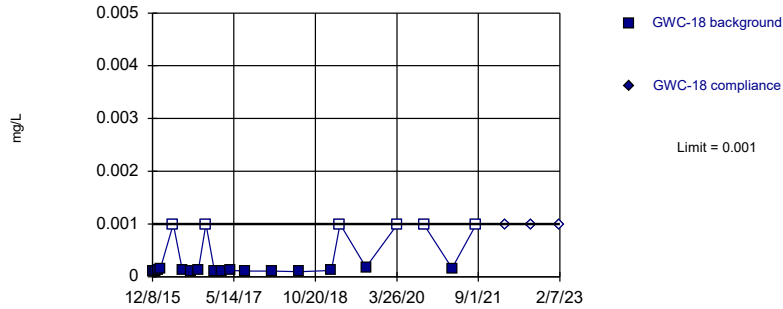
Non-parametric test used in lieu of parametric prediction limit because censored data exceeded 50%. Limit is highest of 23 background values. 73.91% NDs. Well-constituent pair annual alpha = 0.006819. Individual comparison alpha = 0.003415 (1 of 2).

Constituent: Thallium Analysis Run 3/7/2023 10:44 AM View: Appendix I - Intrawell  
Plant McIntosh Client: Southern Company Data: McIntosh LF4 CCR

Within Limit

### Prediction Limit

Intrawell Non-parametric



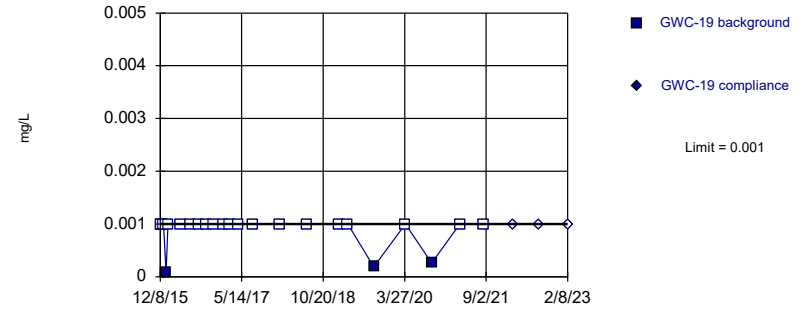
Non-parametric test used in lieu of parametric prediction limit because the Shapiro Wilk normality test showed the data to be non-normal at the 0.01 alpha level. Limit is highest of 23 background values. 26.09% NDs. Well-constituent pair annual alpha = 0.006819. Individual comparison alpha = 0.003415 (1 of 2).

Constituent: Thallium Analysis Run 3/7/2023 10:44 AM View: Appendix I - Intrawell  
Plant McIntosh Client: Southern Company Data: McIntosh LF4 CCR

Within Limit

### Prediction Limit

Intrawell Non-parametric



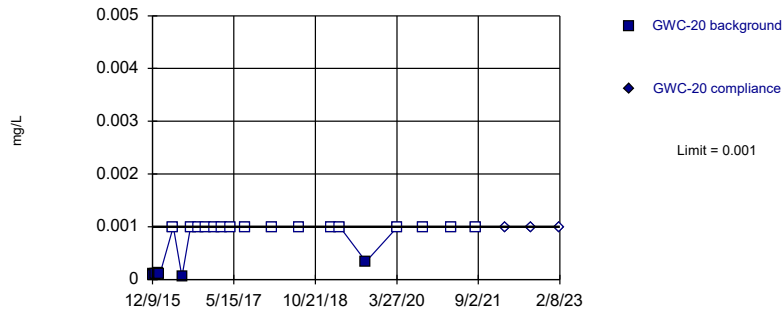
Non-parametric test used in lieu of parametric prediction limit because censored data exceeded 50%. Limit is highest of 23 background values. 86.96% NDs. Well-constituent pair annual alpha = 0.006819. Individual comparison alpha = 0.003415 (1 of 2).

Constituent: Thallium Analysis Run 3/7/2023 10:44 AM View: Appendix I - Intrawell  
Plant McIntosh Client: Southern Company Data: McIntosh LF4 CCR

Within Limit

### Prediction Limit

Intrawell Non-parametric



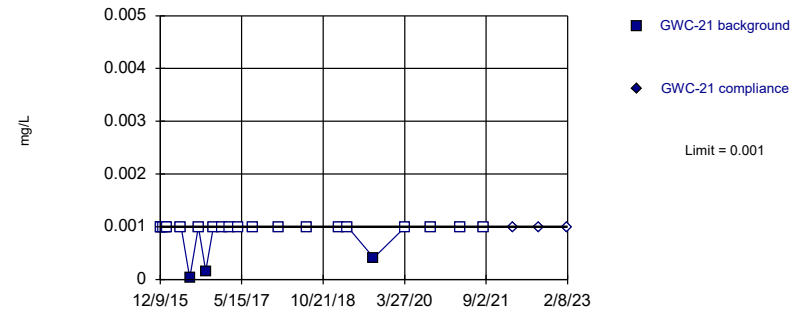
Non-parametric test used in lieu of parametric prediction limit because censored data exceeded 50%. Limit is highest of 23 background values. 69.57% NDs. Well-constituent pair annual alpha = 0.006819. Individual comparison alpha = 0.003415 (1 of 2).

Constituent: Thallium Analysis Run 3/7/2023 10:44 AM View: Appendix I - Intrawell  
Plant McIntosh Client: Southern Company Data: McIntosh LF4 CCR

Within Limit

### Prediction Limit

Intrawell Non-parametric



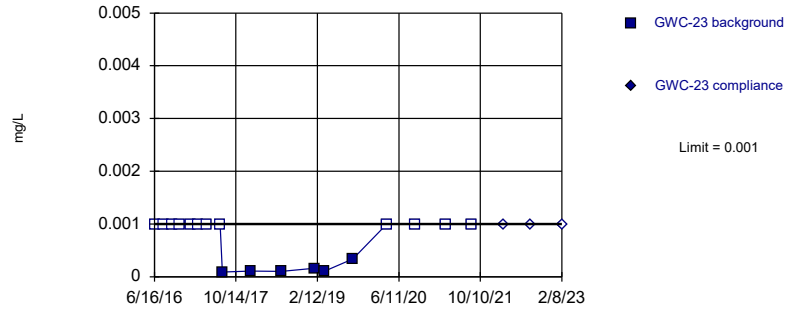
Non-parametric test used in lieu of parametric prediction limit because censored data exceeded 50%. Limit is highest of 23 background values. 86.96% NDs. Well-constituent pair annual alpha = 0.006819. Individual comparison alpha = 0.003415 (1 of 2).

Constituent: Thallium Analysis Run 3/7/2023 10:44 AM View: Appendix I - Intrawell  
Plant McIntosh Client: Southern Company Data: McIntosh LF4 CCR



Within Limit

Prediction Limit  
Intrawell Non-parametric

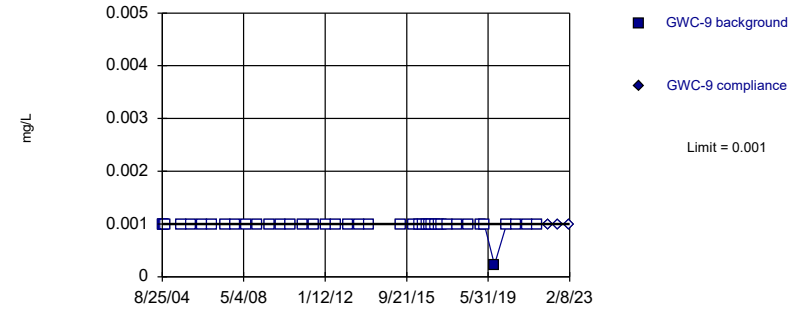


Non-parametric test used in lieu of parametric prediction limit because censored data exceeded 50%. Limit is highest of 18 background values. 66.67% NDs. Well-constituent pair annual alpha = 0.01072. Individual comparison alpha = 0.005373 (1 of 2).

Constituent: Thallium Analysis Run 3/7/2023 10:44 AM View: Appendix I - Intrawell  
Plant McIntosh Client: Southern Company Data: McIntosh LF4 CCR

Within Limit

Prediction Limit  
Intrawell Non-parametric

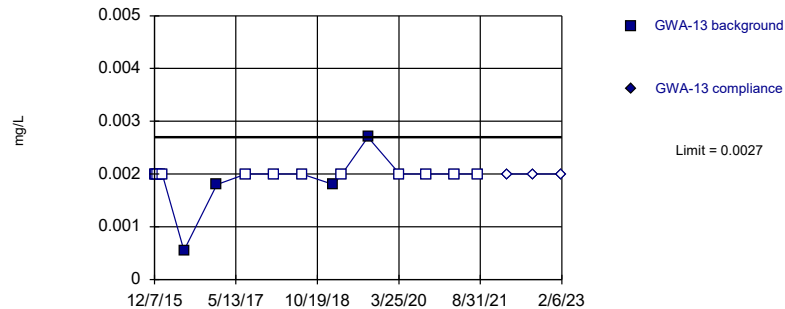


Non-parametric test used in lieu of parametric prediction limit because censored data exceeded 50%. Limit is highest of 42 background values. 97.62% NDs. Well-constituent pair annual alpha = 0.002154. Individual comparison alpha = 0.001077 (1 of 2).

Constituent: Thallium Analysis Run 3/7/2023 10:44 AM View: Appendix I - Intrawell  
Plant McIntosh Client: Southern Company Data: McIntosh LF4 CCR

Within Limit

Prediction Limit  
Intrawell Non-parametric

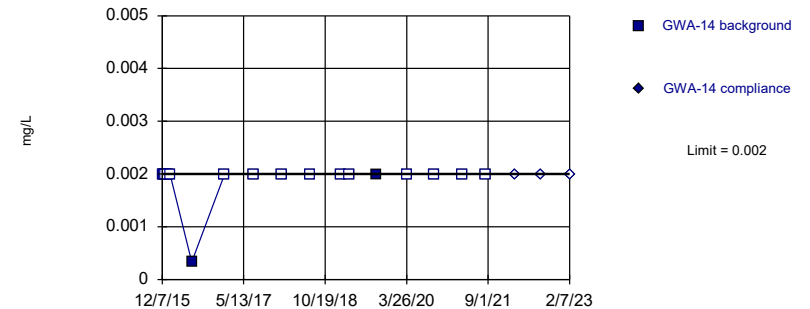


Non-parametric test used in lieu of parametric prediction limit because censored data exceeded 50%. Limit is highest of 17 background values. 76.47% NDs. Well-constituent pair annual alpha = 0.01179. Individual comparison alpha = 0.005914 (1 of 2).

Constituent: Vanadium Analysis Run 3/7/2023 10:44 AM View: Appendix I - Intrawell  
Plant McIntosh Client: Southern Company Data: McIntosh LF4 CCR

Within Limit

Prediction Limit  
Intrawell Non-parametric

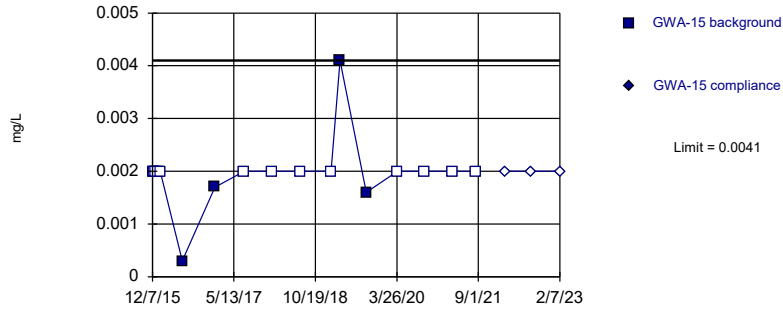


Non-parametric test used in lieu of parametric prediction limit because censored data exceeded 50%. Limit is highest of 17 background values. 88.24% NDs. Well-constituent pair annual alpha = 0.01179. Individual comparison alpha = 0.005914 (1 of 2).

Constituent: Vanadium Analysis Run 3/7/2023 10:44 AM View: Appendix I - Intrawell  
Plant McIntosh Client: Southern Company Data: McIntosh LF4 CCR

Within Limit

Prediction Limit  
Intrawell Non-parametric

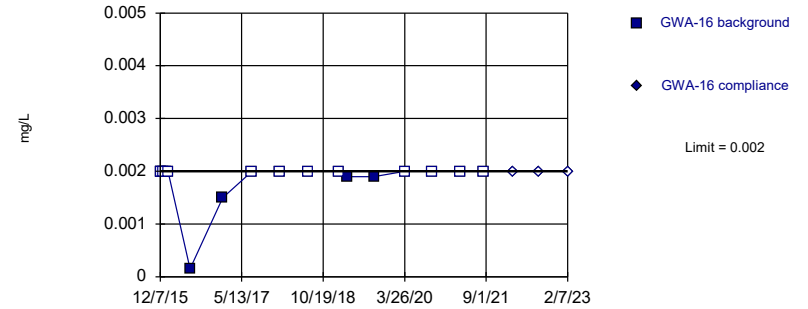


Non-parametric test used in lieu of parametric prediction limit because censored data exceeded 50%. Limit is highest of 17 background values. 76.47% NDs. Well-constituent pair annual alpha = 0.01179. Individual comparison alpha = 0.005914 (1 of 2).

Constituent: Vanadium Analysis Run 3/7/2023 10:44 AM View: Appendix I - Intrawell  
Plant McIntosh Client: Southern Company Data: McIntosh LF4 CCR

Within Limit

Prediction Limit  
Intrawell Non-parametric

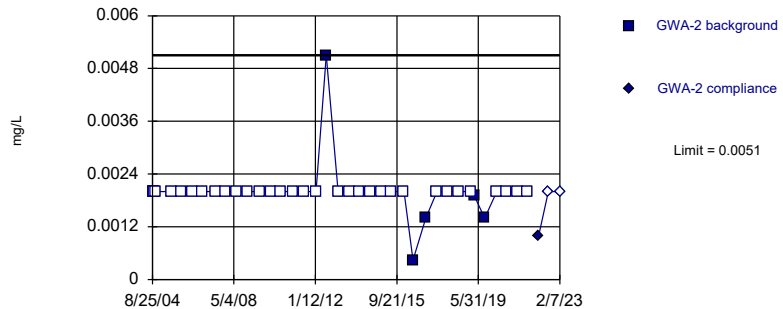


Non-parametric test used in lieu of parametric prediction limit because censored data exceeded 50%. Limit is highest of 17 background values. 76.47% NDs. Well-constituent pair annual alpha = 0.01179. Individual comparison alpha = 0.005914 (1 of 2).

Constituent: Vanadium Analysis Run 3/7/2023 10:44 AM View: Appendix I - Intrawell  
Plant McIntosh Client: Southern Company Data: McIntosh LF4 CCR

Within Limit

Prediction Limit  
Intrawell Non-parametric

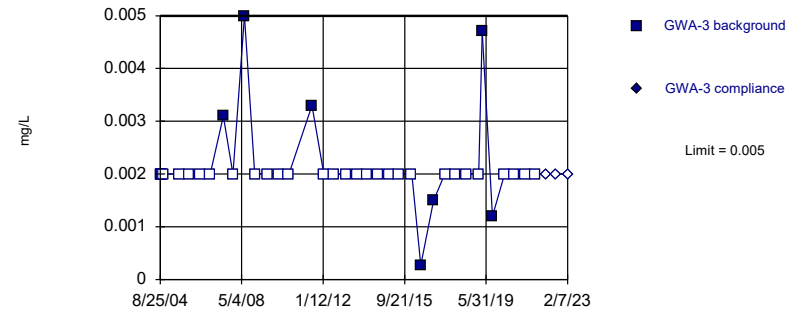


Non-parametric test used in lieu of parametric prediction limit because censored data exceeded 50%. Limit is highest of 38 background values. 86.84% NDs. Well-constituent pair annual alpha = 0.002586. Individual comparison alpha = 0.001294 (1 of 2).

Constituent: Vanadium Analysis Run 3/7/2023 10:44 AM View: Appendix I - Intrawell  
Plant McIntosh Client: Southern Company Data: McIntosh LF4 CCR

Within Limit

Prediction Limit  
Intrawell Non-parametric

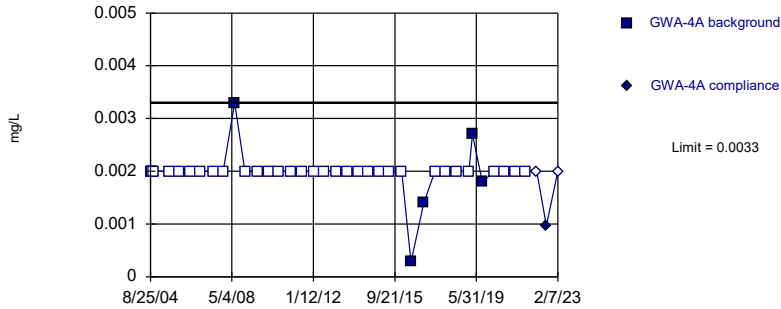


Non-parametric test used in lieu of parametric prediction limit because censored data exceeded 50%. Limit is highest of 37 background values. 81.08% NDs. Well-constituent pair annual alpha = 0.002721. Individual comparison alpha = 0.001361 (1 of 2).

Constituent: Vanadium Analysis Run 3/7/2023 10:44 AM View: Appendix I - Intrawell  
Plant McIntosh Client: Southern Company Data: McIntosh LF4 CCR

Within Limit

Prediction Limit  
Intrawell Non-parametric

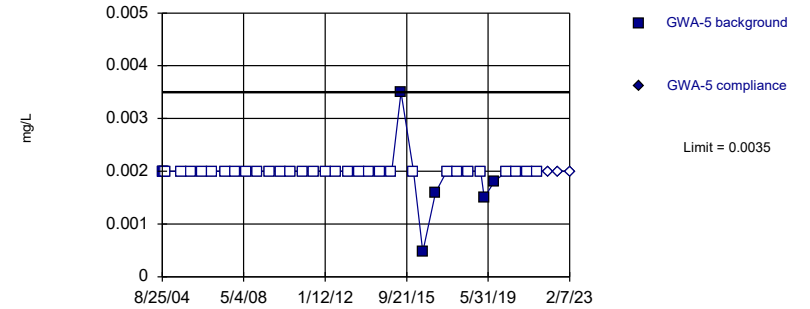


Non-parametric test used in lieu of parametric prediction limit because censored data exceeded 50%. Limit is highest of 38 background values. 86.84% NDs. Well-constituent pair annual alpha = 0.002586. Individual comparison alpha = 0.001294 (1 of 2).

Constituent: Vanadium Analysis Run 3/7/2023 10:44 AM View: Appendix I - Intrawell  
Plant McIntosh Client: Southern Company Data: McIntosh LF4 CCR

Within Limit

Prediction Limit  
Intrawell Non-parametric

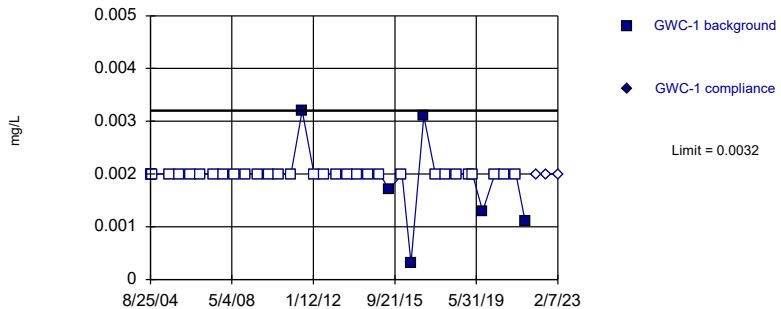


Non-parametric test used in lieu of parametric prediction limit because censored data exceeded 50%. Limit is highest of 38 background values. 86.84% NDs. Well-constituent pair annual alpha = 0.002586. Individual comparison alpha = 0.001294 (1 of 2).

Constituent: Vanadium Analysis Run 3/7/2023 10:44 AM View: Appendix I - Intrawell  
Plant McIntosh Client: Southern Company Data: McIntosh LF4 CCR

Within Limit

Prediction Limit  
Intrawell Non-parametric

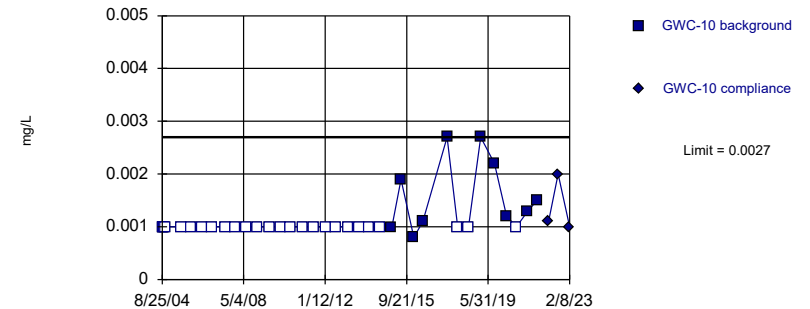


Non-parametric test used in lieu of parametric prediction limit because censored data exceeded 50%. Limit is highest of 37 background values. 83.78% NDs. Well-constituent pair annual alpha = 0.002721. Individual comparison alpha = 0.001361 (1 of 2).

Constituent: Vanadium Analysis Run 3/7/2023 10:44 AM View: Appendix I - Intrawell  
Plant McIntosh Client: Southern Company Data: McIntosh LF4 CCR

Within Limit

Prediction Limit  
Intrawell Non-parametric



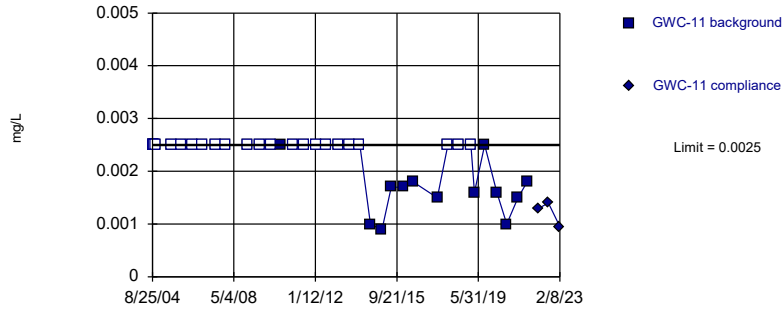
Non-parametric test used in lieu of parametric prediction limit because censored data exceeded 50%. Limit is highest of 36 background values. 72.22% NDs. Well-constituent pair annual alpha = 0.002856. Individual comparison alpha = 0.001429 (1 of 2).

Constituent: Vanadium Analysis Run 3/7/2023 10:44 AM View: Appendix I - Intrawell  
Plant McIntosh Client: Southern Company Data: McIntosh LF4 CCR

Within Limit

Prediction Limit

Intrawell Non-parametric



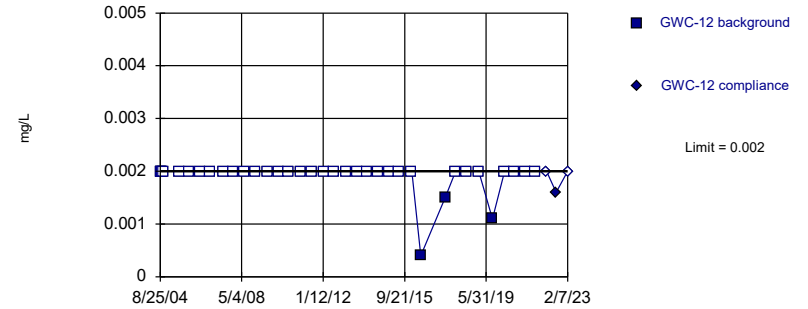
Non-parametric test used in lieu of parametric prediction limit because censored data exceeded 50%. Limit is highest of 36 background values. 63.89% NDs. Well-constituent pair annual alpha = 0.002856. Individual comparison alpha = 0.001429 (1 of 2).

Constituent: Vanadium Analysis Run 3/7/2023 10:44 AM View: Appendix I - Intrawell  
Plant McIntosh Client: Southern Company Data: McIntosh LF4 CCR

Within Limit

Prediction Limit

Intrawell Non-parametric



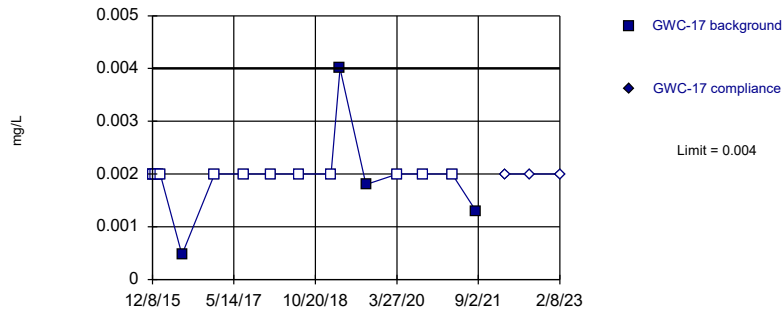
Non-parametric test used in lieu of parametric prediction limit because censored data exceeded 50%. Limit is highest of 36 background values. 91.67% NDs. Well-constituent pair annual alpha = 0.002856. Individual comparison alpha = 0.001429 (1 of 2).

Constituent: Vanadium Analysis Run 3/7/2023 10:44 AM View: Appendix I - Intrawell  
Plant McIntosh Client: Southern Company Data: McIntosh LF4 CCR

Within Limit

Prediction Limit

Intrawell Non-parametric



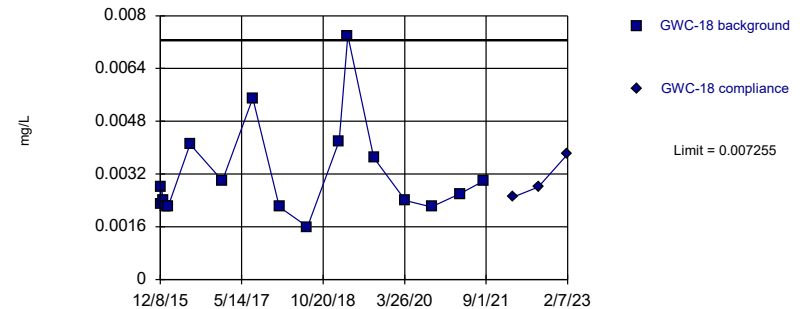
Non-parametric test used in lieu of parametric prediction limit because censored data exceeded 50%. Limit is highest of 17 background values. 76.47% NDs. Well-constituent pair annual alpha = 0.011179. Individual comparison alpha = 0.005914 (1 of 2).

Constituent: Vanadium Analysis Run 3/7/2023 10:44 AM View: Appendix I - Intrawell  
Plant McIntosh Client: Southern Company Data: McIntosh LF4 CCR

Within Limit

Prediction Limit

Intrawell Parametric



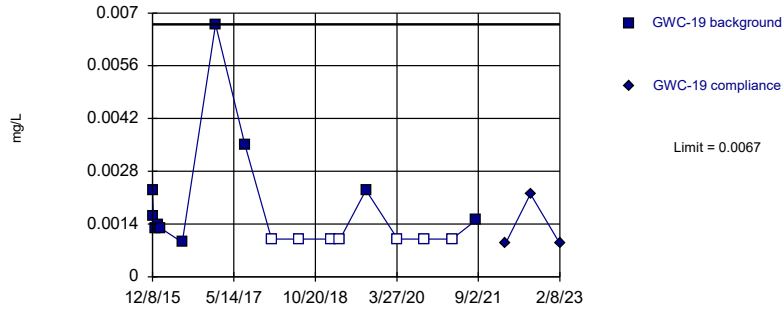
Background Data Summary (based on square root transformation): Mean=0.05511, Std. Dev.=0.01165, n=17.  
Normality test: Shapiro Wilk @alpha = 0.01, calculated = 0.8588, critical = 0.851. Kappa = 2.582 (c=15, w=9, 1 of 2, event alpha = 0.05132). Report alpha = 0.0003901.

Constituent: Vanadium Analysis Run 3/7/2023 10:44 AM View: Appendix I - Intrawell  
Plant McIntosh Client: Southern Company Data: McIntosh LF4 CCR

Within Limit

### Prediction Limit

Intrawell Non-parametric



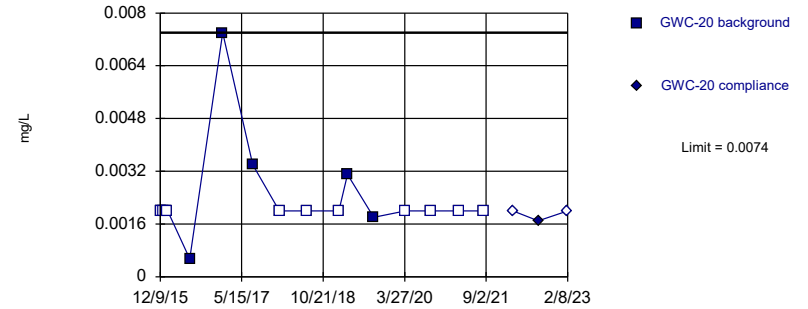
Non-parametric test used in lieu of parametric prediction limit because the Shapiro Wilk normality test showed the data to be non-normal at the 0.01 alpha level. Limit is highest of 17 background values. 41.18% NDs. Well-constituent pair annual alpha = 0.01179. Individual comparison alpha = 0.005914 (1 of 2).

Constituent: Vanadium Analysis Run 3/7/2023 10:44 AM View: Appendix I - Intrawell  
Plant McIntosh Client: Southern Company Data: McIntosh LF4 CCR

Within Limit

### Prediction Limit

Intrawell Non-parametric



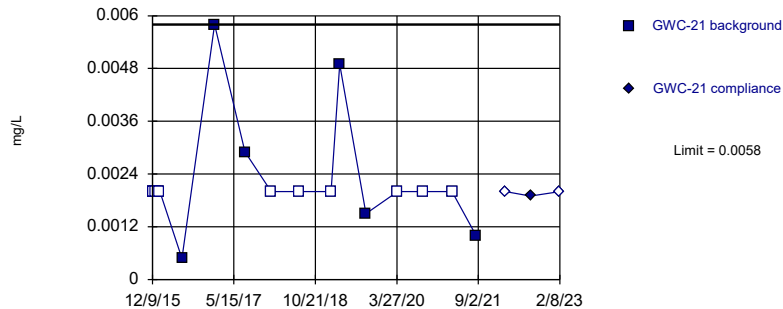
Non-parametric test used in lieu of parametric prediction limit because censored data exceeded 50%. Limit is highest of 17 background values. 70.59% NDs. Well-constituent pair annual alpha = 0.01179. Individual comparison alpha = 0.005914 (1 of 2).

Constituent: Vanadium Analysis Run 3/7/2023 10:45 AM View: Appendix I - Intrawell  
Plant McIntosh Client: Southern Company Data: McIntosh LF4 CCR

Within Limit

### Prediction Limit

Intrawell Non-parametric



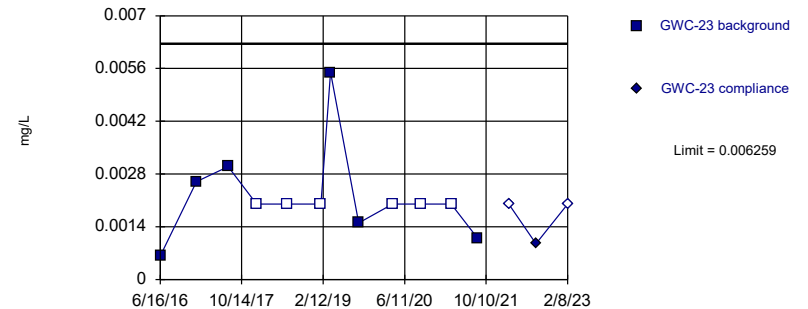
Non-parametric test used in lieu of parametric prediction limit because censored data exceeded 50%. Limit is highest of 17 background values. 64.71% NDs. Well-constituent pair annual alpha = 0.01179. Individual comparison alpha = 0.005914 (1 of 2).

Constituent: Vanadium Analysis Run 3/7/2023 10:45 AM View: Appendix I - Intrawell  
Plant McIntosh Client: Southern Company Data: McIntosh LF4 CCR

Within Limit

### Prediction Limit

Intrawell Parametric



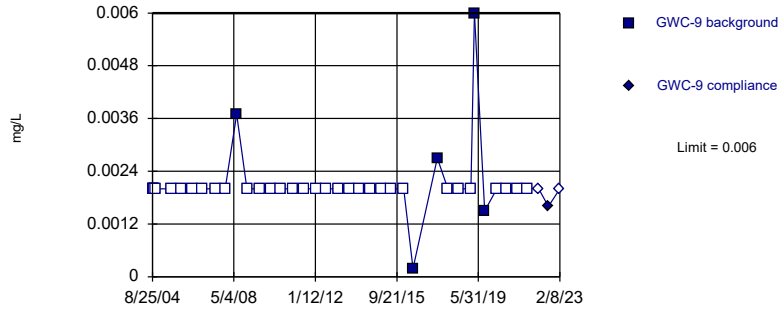
Background Data Summary (based on square root transformation) (after Kaplan-Meier Adjustment): Mean=0.03924, Std. Dev.=0.01387, n=12, 50% NDs. Normality test: Shapiro Wilk @alpha = 0.01, calculated = 0.8765, critical = 0.805. Kappa = 2.874 (c=15, w=9, 1 of 2, event alpha = 0.05132). Report alpha = 0.0003901.

Constituent: Vanadium Analysis Run 3/7/2023 10:45 AM View: Appendix I - Intrawell  
Plant McIntosh Client: Southern Company Data: McIntosh LF4 CCR

Within Limit

Prediction Limit

Intrawell Non-parametric



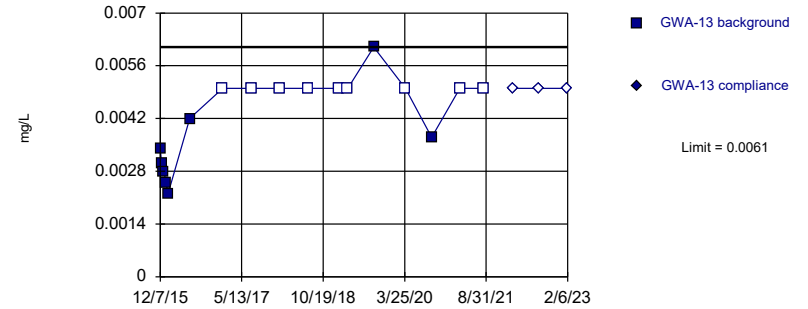
Non-parametric test used in lieu of parametric prediction limit because censored data exceeded 50%. Limit is highest of 37 background values. 86.49% NDs. Well-constituent pair annual alpha = 0.002721. Individual comparison alpha = 0.001361 (1 of 2).

Constituent: Vanadium Analysis Run 3/7/2023 10:45 AM View: Appendix I - Intrawell  
Plant McIntosh Client: Southern Company Data: McIntosh LF4 CCR

Within Limit

Prediction Limit

Intrawell Non-parametric



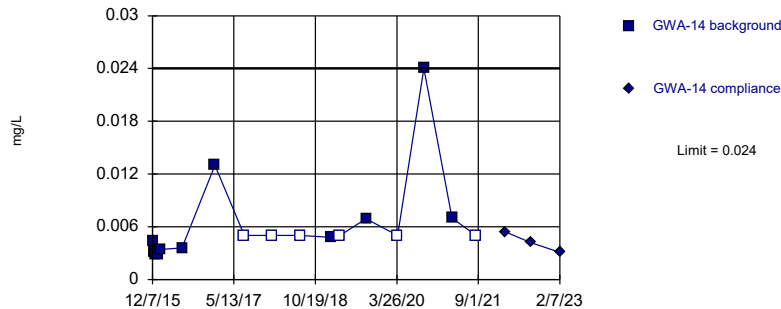
Non-parametric test used in lieu of parametric prediction limit because censored data exceeded 50%. Limit is highest of 17 background values. 52.94% NDs. Well-constituent pair annual alpha = 0.01179. Individual comparison alpha = 0.005914 (1 of 2).

Constituent: Zinc Analysis Run 3/7/2023 10:45 AM View: Appendix I - Intrawell  
Plant McIntosh Client: Southern Company Data: McIntosh LF4 CCR

Within Limit

Prediction Limit

Intrawell Non-parametric



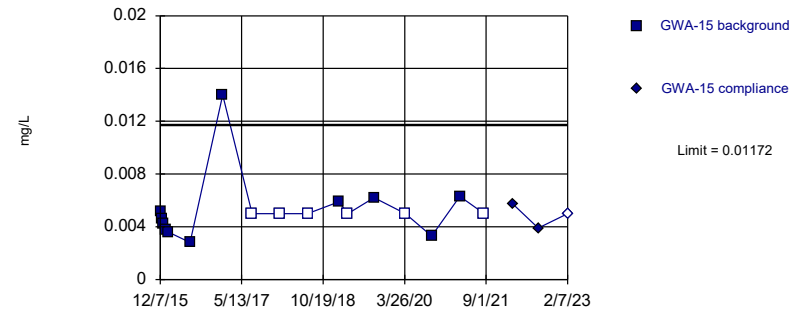
Non-parametric test used in lieu of parametric prediction limit because the Shapiro Wilk normality test showed the data to be non-normal at the 0.01 alpha level. Limit is highest of 17 background values. 35.29% NDs. Well-constituent pair annual alpha = 0.01179. Individual comparison alpha = 0.005914 (1 of 2).

Constituent: Zinc Analysis Run 3/7/2023 10:45 AM View: Appendix I - Intrawell  
Plant McIntosh Client: Southern Company Data: McIntosh LF4 CCR

Within Limit

Prediction Limit

Intrawell Parametric

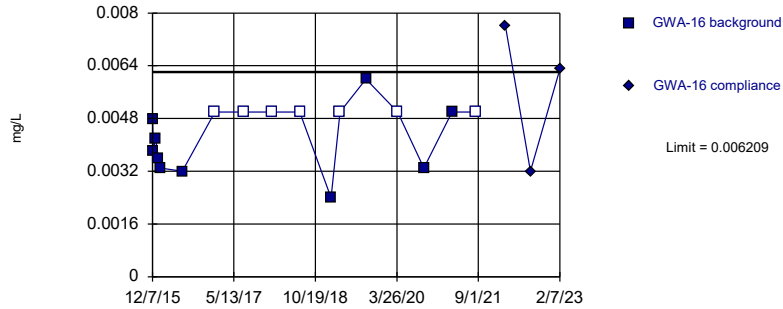


Background Data Summary (based on natural log transformation) (after Kaplan-Meier Adjustment): Mean=-5.418, Std. Dev.=0.3761, n=17, 35.29% NDs. Normality test: Shapiro Wilk @alpha = 0.01, calculated = 0.853, critical = 0.851. Kappa = 2.582 (c=15, w=9, 1 of 2, event alpha = 0.05132). Report alpha = 0.0003901.

Constituent: Zinc Analysis Run 3/7/2023 10:45 AM View: Appendix I - Intrawell  
Plant McIntosh Client: Southern Company Data: McIntosh LF4 CCR

Exceeds Limit

Prediction Limit  
Intrawell Parametric

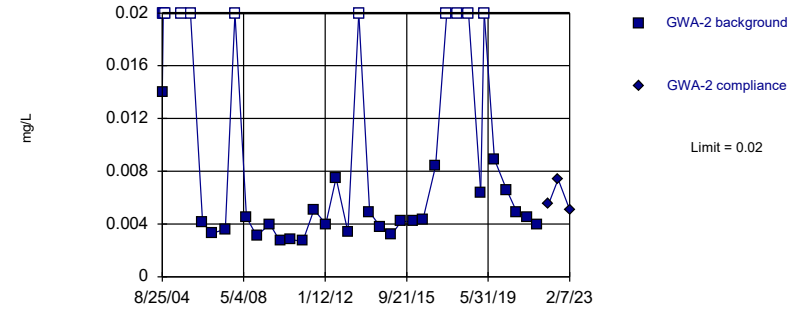


Background Data Summary (after Kaplan-Meier Adjustment): Mean=0.003746, Std. Dev.=0.0009541, n=17, 41.18% NDs. Normality test: Shapiro Wilk @alpha = 0.01, calculated = 0.8737, critical = 0.851. Kappa = 2.582 (c=15, w=9, 1 of 2, event alpha = 0.05132). Report alpha = 0.0003901.

Constituent: Zinc Analysis Run 3/7/2023 10:45 AM View: Appendix I - Intrawell  
Plant McIntosh Client: Southern Company Data: McIntosh LF4 CCR

Within Limit

Prediction Limit  
Intrawell Non-parametric

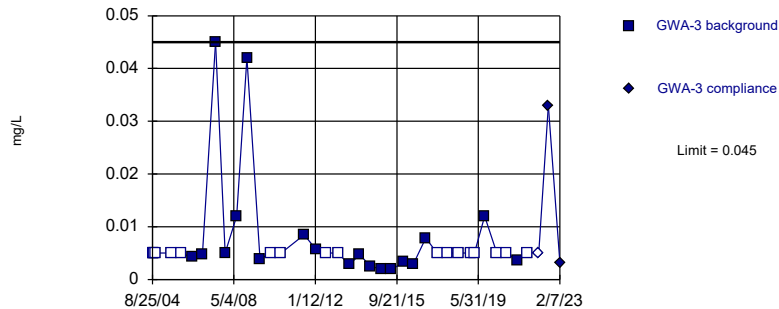


Non-parametric test used in lieu of parametric prediction limit because the Shapiro Wilk normality test showed the data to be non-normal at the 0.01 alpha level. Limit is highest of 38 background values. 28.95% NDs. Well-constituent pair annual alpha = 0.002586. Individual comparison alpha = 0.001294 (1 of 2).

Constituent: Zinc Analysis Run 3/7/2023 10:45 AM View: Appendix I - Intrawell  
Plant McIntosh Client: Southern Company Data: McIntosh LF4 CCR

Within Limit

Prediction Limit  
Intrawell Non-parametric

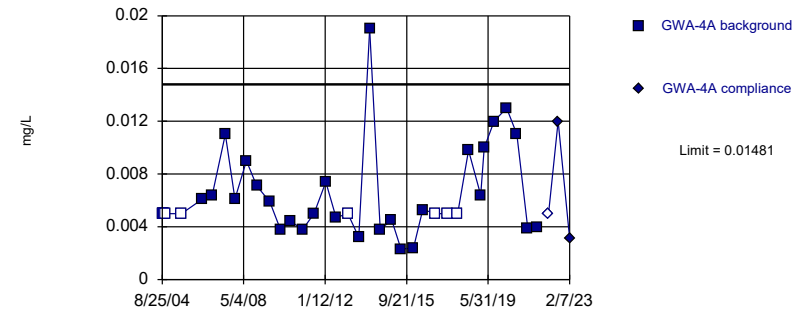


Non-parametric test used in lieu of parametric prediction limit because the Shapiro Wilk normality test showed the data to be non-normal at the 0.01 alpha level. Limit is highest of 37 background values. 48.65% NDs. Well-constituent pair annual alpha = 0.002721. Individual comparison alpha = 0.001361 (1 of 2).

Constituent: Zinc Analysis Run 3/7/2023 10:45 AM View: Appendix I - Intrawell  
Plant McIntosh Client: Southern Company Data: McIntosh LF4 CCR

Within Limit

Prediction Limit  
Intrawell Parametric

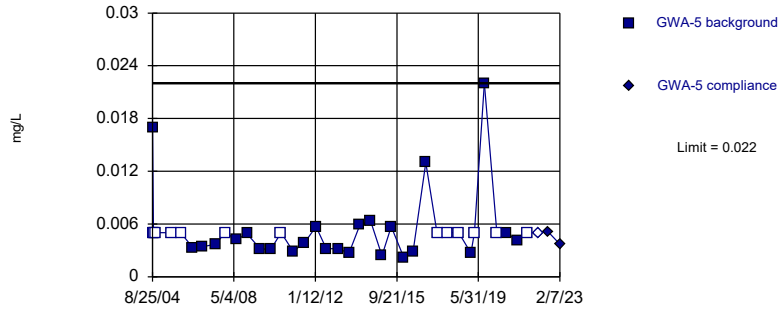


Background Data Summary (based on cube root transformation) (after Kaplan-Meier Adjustment): Mean=0.01712, Std. Dev.=0.03284, n=37, 24.32% NDs. Normality test: Shapiro Wilk @alpha = 0.01, calculated = 0.9172, critical = 0.914. Kappa = 2.263 (c=15, w=9, 1 of 2, event alpha = 0.05132). Report alpha = 0.0003901.

Constituent: Zinc Analysis Run 3/7/2023 10:45 AM View: Appendix I - Intrawell  
Plant McIntosh Client: Southern Company Data: McIntosh LF4 CCR

Within Limit

Prediction Limit  
Intrawell Non-parametric

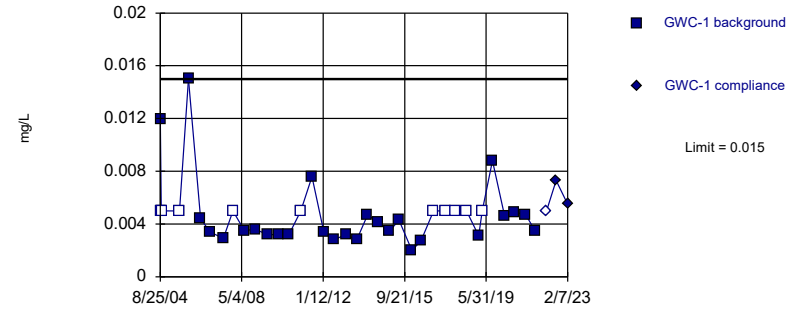


Non-parametric test used in lieu of parametric prediction limit because the Shapiro Wilk normality test showed the data to be non-normal at the 0.01 alpha level. Limit is highest of 38 background values. 34.21% NDs. Well-constituent pair annual alpha = 0.002586. Individual comparison alpha = 0.001294 (1 of 2).

Constituent: Zinc Analysis Run 3/7/2023 10:45 AM View: Appendix I - Intrawell  
Plant McIntosh Client: Southern Company Data: McIntosh LF4 CCR

Within Limit

Prediction Limit  
Intrawell Non-parametric

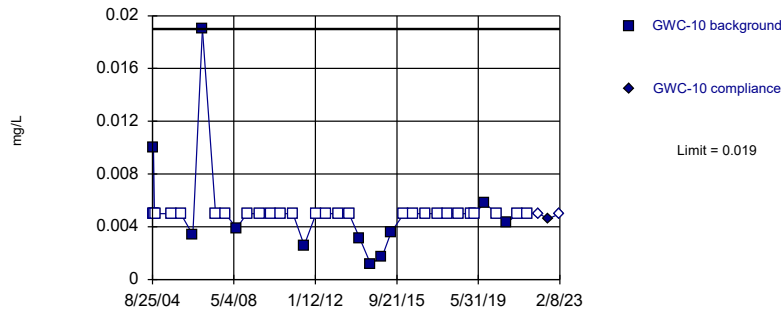


Non-parametric test used in lieu of parametric prediction limit because the Shapiro Wilk normality test showed the data to be non-normal at the 0.01 alpha level. Limit is highest of 37 background values. 27.03% NDs. Well-constituent pair annual alpha = 0.002721. Individual comparison alpha = 0.001361 (1 of 2).

Constituent: Zinc Analysis Run 3/7/2023 10:45 AM View: Appendix I - Intrawell  
Plant McIntosh Client: Southern Company Data: McIntosh LF4 CCR

Within Limit

Prediction Limit  
Intrawell Non-parametric

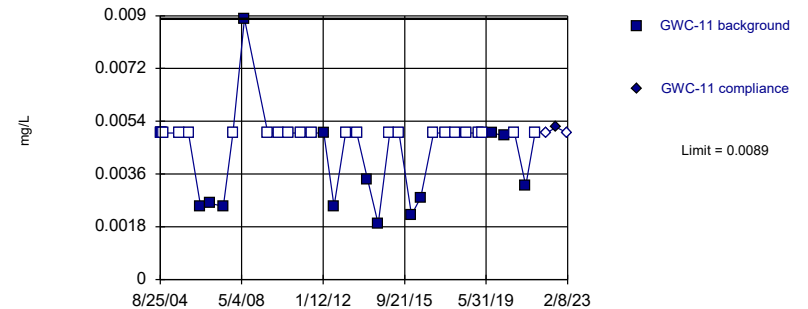


Non-parametric test used in lieu of parametric prediction limit because censored data exceeded 50%. Limit is highest of 38 background values. 71.05% NDs. Well-constituent pair annual alpha = 0.002586. Individual comparison alpha = 0.001294 (1 of 2).

Constituent: Zinc Analysis Run 3/7/2023 10:45 AM View: Appendix I - Intrawell  
Plant McIntosh Client: Southern Company Data: McIntosh LF4 CCR

Within Limit

Prediction Limit  
Intrawell Non-parametric



Non-parametric test used in lieu of parametric prediction limit because censored data exceeded 50%. Limit is highest of 37 background values. 64.86% NDs. Well-constituent pair annual alpha = 0.002721. Individual comparison alpha = 0.001361 (1 of 2).

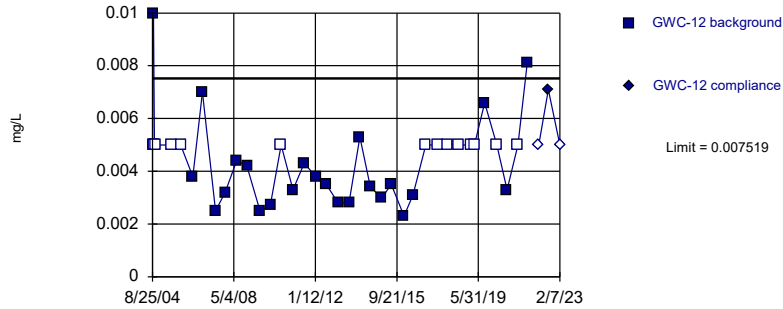
Constituent: Zinc Analysis Run 3/7/2023 10:45 AM View: Appendix I - Intrawell  
Plant McIntosh Client: Southern Company Data: McIntosh LF4 CCR



Within Limit

Prediction Limit

Intrawell Parametric



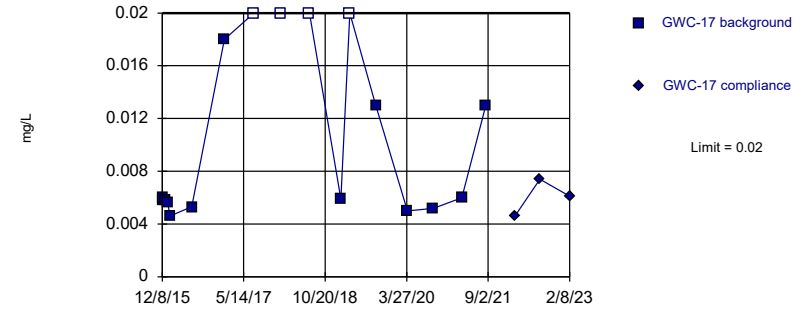
Background Data Summary (based on cube root transformation) (after Kaplan-Meier Adjustment): Mean=0.1521, Std. Dev.=0.01943, n=38, 36.84% NDs. Normality test: Shapiro Wilk @alpha = 0.01, calculated = 0.9256, critical = 0.916. Kappa = 2.257 (c=15, w=9, 1 of 2, event alpha = 0.05132). Report alpha = 0.0003901.

Constituent: Zinc Analysis Run 3/7/2023 10:45 AM View: Appendix I - Intrawell  
Plant McIntosh Client: Southern Company Data: McIntosh LF4 CCR

Within Limit

Prediction Limit

Intrawell Non-parametric



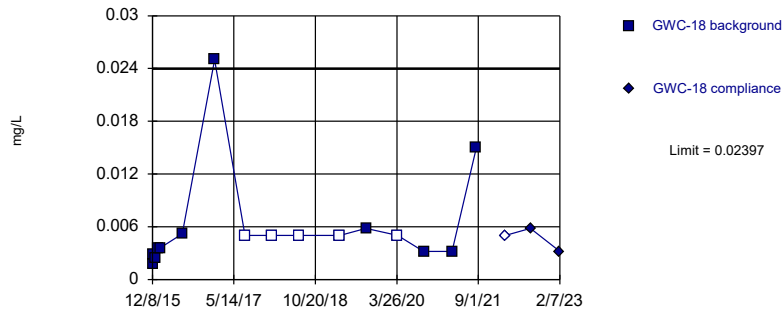
Non-parametric test used in lieu of parametric prediction limit because the Shapiro Wilk normality test showed the data to be non-normal at the 0.01 alpha level. Limit is highest of 17 background values. 23.53% NDs. Well-constituent pair annual alpha = 0.01179. Individual comparison alpha = 0.005914 (1 of 2).

Constituent: Zinc Analysis Run 3/7/2023 10:45 AM View: Appendix I - Intrawell  
Plant McIntosh Client: Southern Company Data: McIntosh LF4 CCR

Within Limit

Prediction Limit

Intrawell Parametric



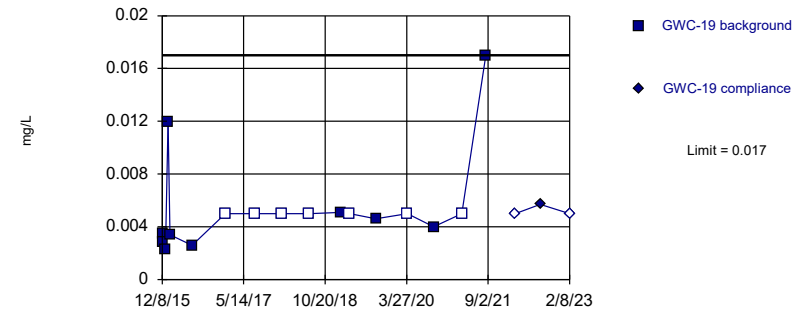
Background Data Summary (based on natural log transformation) (after Kaplan-Meier Adjustment): Mean=-5.62, Std. Dev.=0.7225, n=16, 31.25% NDs. Normality test: Shapiro Wilk @alpha = 0.01, calculated = 0.8673, critical = 0.844. Kappa = 2.615 (c=15, w=9, 1 of 2, event alpha = 0.05132). Report alpha = 0.0003901.

Constituent: Zinc Analysis Run 3/7/2023 10:45 AM View: Appendix I - Intrawell  
Plant McIntosh Client: Southern Company Data: McIntosh LF4 CCR

Within Limit

Prediction Limit

Intrawell Non-parametric



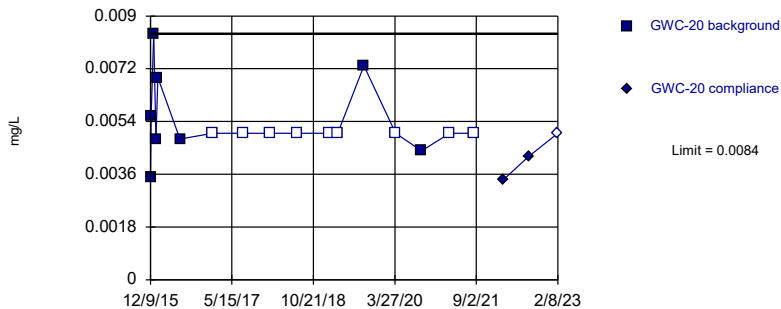
Non-parametric test used in lieu of parametric prediction limit because the Shapiro Wilk normality test showed the data to be non-normal at the 0.01 alpha level. Limit is highest of 17 background values. 41.18% NDs. Well-constituent pair annual alpha = 0.01179. Individual comparison alpha = 0.005914 (1 of 2).

Constituent: Zinc Analysis Run 3/7/2023 10:45 AM View: Appendix I - Intrawell  
Plant McIntosh Client: Southern Company Data: McIntosh LF4 CCR

Within Limit

### Prediction Limit

Intrawell Non-parametric



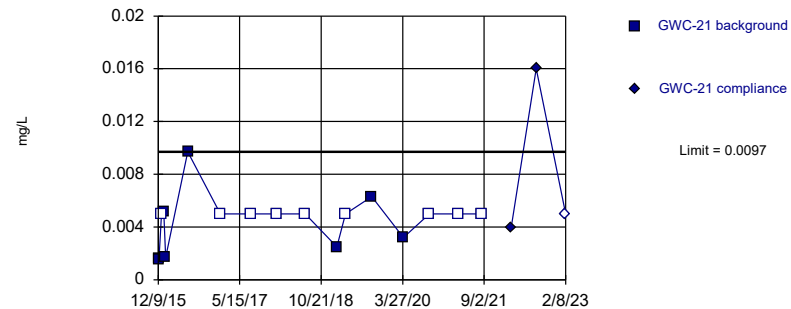
Non-parametric test used in lieu of parametric prediction limit because censored data exceeded 50%. Limit is highest of 17 background values. 52.94% NDs. Well-constituent pair annual alpha = 0.01179. Individual comparison alpha = 0.005914 (1 of 2).

Constituent: Zinc Analysis Run 3/7/2023 10:45 AM View: Appendix I - Intrawell  
Plant McIntosh Client: Southern Company Data: McIntosh LF4 CCR

Within Limit

### Prediction Limit

Intrawell Non-parametric



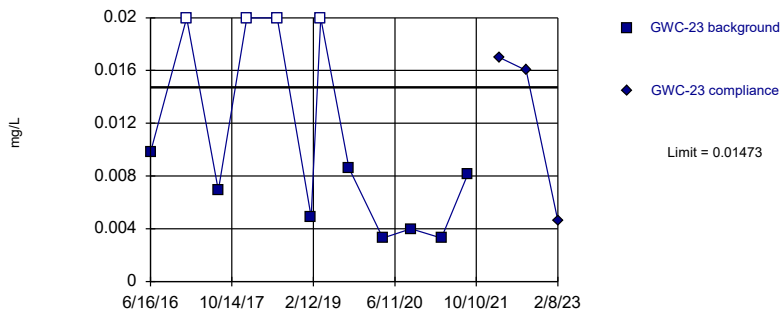
Non-parametric test used in lieu of parametric prediction limit because censored data exceeded 50%. Limit is highest of 17 background values. 52.94% NDs. Well-constituent pair annual alpha = 0.01179. Individual comparison alpha = 0.005914 (1 of 2).

Constituent: Zinc Analysis Run 3/7/2023 10:45 AM View: Appendix I - Intrawell  
Plant McIntosh Client: Southern Company Data: McIntosh LF4 CCR

Within Limit

### Prediction Limit

Intrawell Parametric



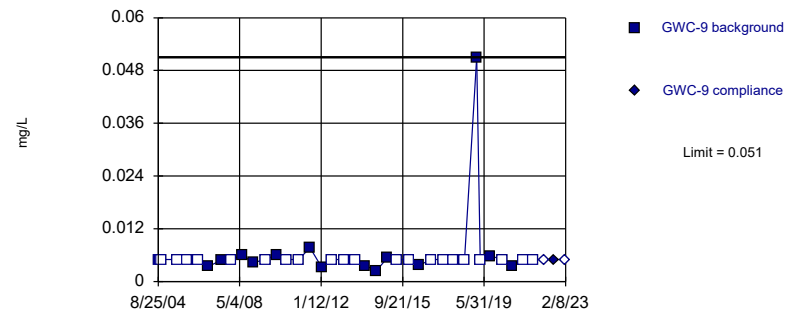
Background Data Summary (based on square root transformation) (after Kaplan-Meier Adjustment): Mean=0.07662, Std. Dev.=0.01557, n=12, 33.33% NDs. Normality test: Shapiro Wilk @alpha = 0.01, calculated = 0.8412, critical = 0.805. Kappa = 2.874 (c=15, w=9, 1 of 2, event alpha = 0.05132). Report alpha = 0.0003901.

Constituent: Zinc Analysis Run 3/7/2023 10:45 AM View: Appendix I - Intrawell  
Plant McIntosh Client: Southern Company Data: McIntosh LF4 CCR

Within Limit

### Prediction Limit

Intrawell Non-parametric



Non-parametric test used in lieu of parametric prediction limit because censored data exceeded 50%. Limit is highest of 38 background values. 63.16% NDs. Well-constituent pair annual alpha = 0.002586. Individual comparison alpha = 0.001294 (1 of 2).

Constituent: Zinc Analysis Run 3/7/2023 10:45 AM View: Appendix I - Intrawell  
Plant McIntosh Client: Southern Company Data: McIntosh LF4 CCR

# Prediction Limit

Constituent: Antimony (mg/L) Analysis Run 3/7/2023 10:56 AM View: Appendix I - Intrawell  
Plant McIntosh Client: Southern Company Data: McIntosh LF4 CCR

	GWA-13	GWA-13
12/7/2015	<0.002	
12/15/2015	<0.002	
12/29/2015	<0.002	
1/13/2016	<0.002	
1/25/2016	<0.002	
4/20/2016	<0.002	
6/14/2016	<0.002	
8/9/2016	<0.002	
9/27/2016	<0.002	
11/15/2016	<0.002	
1/12/2017	<0.002	
2/28/2017	<0.002	
4/20/2017	<0.002	
7/18/2017	<0.002	
1/10/2018	<0.002	
7/11/2018	<0.002	
1/29/2019	<0.002	
3/26/2019	<0.002	
9/10/2019	0.00052 (J)	
3/31/2020	<0.002	
9/15/2020	<0.002	
3/16/2021	<0.002	
8/18/2021	<0.002	
2/22/2022		<0.002
8/2/2022		<0.002
2/6/2023		<0.002

# Prediction Limit

Constituent: Antimony (mg/L) Analysis Run 3/7/2023 10:56 AM View: Appendix I - Intrawell  
Plant McIntosh Client: Southern Company Data: McIntosh LF4 CCR

	GWA-14	GWA-14
12/7/2015	<0.002	
12/15/2015	<0.002	
12/29/2015	<0.002	
1/13/2016	<0.002	
1/25/2016	<0.002	
4/20/2016	<0.002	
6/14/2016	<0.002	
8/9/2016	<0.002	
9/27/2016	<0.002	
11/15/2016	<0.002	
1/11/2017	<0.002	
2/28/2017	<0.002	
4/20/2017	<0.002	
7/19/2017	<0.002	
1/11/2018	<0.002	
7/11/2018	<0.002	
1/29/2019	<0.002	
3/26/2019	<0.002	
9/10/2019	<0.002	
4/1/2020	<0.002	
9/15/2020	0.00039 (J)	
3/16/2021	<0.002	
8/17/2021	<0.002	
2/22/2022		<0.002
8/2/2022		<0.002
2/7/2023		<0.002

# Prediction Limit

Constituent: Antimony (mg/L) Analysis Run 3/7/2023 10:56 AM View: Appendix I - IntraWell  
Plant McIntosh Client: Southern Company Data: McIntosh LF4 CCR

	GWA-2	GWA-2
8/25/2004	<0.002	
9/11/2004	<0.002	
9/26/2004	<0.002	
10/13/2004	<0.002	
7/11/2005	<0.002	
12/7/2005	<0.002	
6/22/2006	<0.002	
11/28/2006	<0.002	
7/6/2007	<0.002	
12/13/2007	<0.002	
6/20/2008	<0.002	
12/7/2008	<0.002	
7/9/2009	<0.002	
12/28/2009	<0.002	
6/22/2010	<0.002	
1/4/2011	<0.002	
7/9/2011	<0.002	
1/21/2012	<0.002	
7/11/2012	<0.002	
1/20/2013	<0.002	
7/19/2013	<0.002	
1/15/2014	<0.002	
7/11/2014	<0.002 (D)	
1/16/2015	<0.002	
6/20/2015	<0.002	
1/16/2016	<0.002	
4/19/2016	<0.002	
6/14/2016	<0.002	
8/9/2016	<0.002	
9/26/2016	<0.002	
11/15/2016	<0.002	
1/10/2017	<0.002	
2/28/2017	<0.002	
4/19/2017	<0.002	
7/17/2017	<0.002	
1/10/2018	<0.002	
7/11/2018	<0.002	
1/29/2019	<0.002	
3/27/2019	<0.002	
9/11/2019	<0.002	
4/1/2020	0.0004 (J)	
9/15/2020	<0.002	
3/16/2021	<0.002	
8/17/2021	<0.002	
2/22/2022		<0.002
8/2/2022		<0.002
2/7/2023		<0.002

# Prediction Limit

Constituent: Antimony (mg/L) Analysis Run 3/7/2023 10:56 AM View: Appendix I - IntraWell  
Plant McIntosh Client: Southern Company Data: McIntosh LF4 CCR

	GWA-3	GWA-3
8/25/2004	<0.002	
9/11/2004	<0.002	
9/26/2004	<0.002	
10/13/2004	<0.002	
7/11/2005	<0.002	
12/7/2005	<0.002	
6/22/2006	<0.002	
11/28/2006	<0.002	
7/6/2007	<0.002	
12/13/2007	<0.002	
6/20/2008	<0.002	
12/7/2008	<0.002	
7/9/2009	<0.002	
12/28/2009	<0.002	
6/22/2010	<0.002	
1/5/2011	<0.002	
7/9/2011	<0.002	
1/20/2012	<0.002	
7/11/2012	<0.002	
1/19/2013	<0.002	
7/18/2013	<0.002	
1/15/2014	<0.002	
7/11/2014	<0.002 (D)	
1/15/2015	<0.002	
6/19/2015	<0.002	
1/16/2016	<0.002	
4/19/2016	<0.002	
6/14/2016	<0.002	
8/9/2016	<0.002	
9/27/2016	<0.002	
11/14/2016	<0.002	
1/10/2017	<0.002	
2/28/2017	<0.002	
4/19/2017	<0.002	
7/18/2017	0.0022 (J)	
1/10/2018	<0.002	
7/11/2018	<0.002	
1/29/2019	<0.002	
3/27/2019	<0.002	
9/11/2019	0.00081 (J)	
4/1/2020	<0.002	
9/15/2020	<0.002	
3/16/2021	<0.002	
8/17/2021	<0.002	
2/22/2022		<0.002
8/2/2022		<0.002
2/7/2023		<0.002

# Prediction Limit

Constituent: Antimony (mg/L) Analysis Run 3/7/2023 10:56 AM View: Appendix I - IntraWell  
Plant McIntosh Client: Southern Company Data: McIntosh LF4 CCR

	GWC-1	GWC-1
8/25/2004	<0.002	
9/11/2004	<0.002	
9/26/2004	<0.002	
7/11/2005	<0.002	
12/7/2005	<0.002	
6/22/2006	<0.002	
11/28/2006	<0.002	
7/6/2007	<0.002	
12/13/2007	<0.002	
6/20/2008	<0.002	
12/7/2008	<0.002	
7/9/2009	<0.002	
12/28/2009	<0.002	
6/22/2010	<0.002	
1/4/2011	<0.002	
7/9/2011	<0.002	
1/21/2012	<0.002	
7/11/2012	<0.002	
1/20/2013	<0.002	
7/19/2013	<0.002	
1/15/2014	<0.002	
7/11/2014	<0.002 (D)	
1/16/2015	<0.002	
6/20/2015	<0.002	
1/16/2016	<0.002	
4/20/2016	<0.002	
6/15/2016	<0.002	
8/10/2016	<0.002	
9/27/2016	<0.002	
11/15/2016	<0.002	
1/12/2017	<0.002	
1/23/2017	<0.002	
3/1/2017	<0.002	
4/20/2017	<0.002	
7/19/2017	<0.002	
1/11/2018	<0.002	
7/12/2018	<0.002	
1/30/2019	<0.002	
3/27/2019	<0.002	
9/11/2019	<0.002	
4/1/2020	<0.002	
9/15/2020	<0.002	
3/16/2021	<0.002	
8/18/2021	<0.002	
2/23/2022		<0.002
8/3/2022		0.00057 (J)
2/7/2023		<0.002

# Prediction Limit

Constituent: Antimony (mg/L) Analysis Run 3/7/2023 10:56 AM View: Appendix I - Intrawell  
Plant McIntosh Client: Southern Company Data: McIntosh LF4 CCR

	GWC-18	GWC-18
12/8/2015	<0.002	
12/14/2015	<0.002	
12/28/2015	<0.002	
1/14/2016	<0.002	
1/26/2016	<0.002	
4/19/2016	<0.002	
6/16/2016	0.00022 (J)	
8/11/2016	<0.002	
9/28/2016	<0.002	
11/16/2016	<0.002	
1/11/2017	<0.002	
3/1/2017	<0.002	
4/25/2017	<0.002	
7/25/2017	<0.002	
1/12/2018	<0.002	
7/11/2018	<0.002	
1/30/2019	<0.002	
3/27/2019	<0.002	
9/11/2019	<0.002	
4/1/2020	<0.002	
9/15/2020	<0.002	
3/17/2021	<0.002	
8/19/2021	<0.002	
2/23/2022		<0.002
8/2/2022		<0.002
2/7/2023		<0.002



# Prediction Limit

Constituent: Arsenic (mg/L) Analysis Run 3/7/2023 10:56 AM View: Appendix I - Intrawell  
Plant McIntosh Client: Southern Company Data: McIntosh LF4 CCR

	GWA-13	GWA-13
12/7/2015	<0.001	
12/15/2015	<0.001	
12/29/2015	<0.001	
1/13/2016	<0.001	
1/25/2016	<0.001	
4/20/2016	<0.001	
6/14/2016	<0.001	
8/9/2016	<0.001	
9/27/2016	<0.001	
11/15/2016	<0.001	
1/12/2017	<0.001	
2/28/2017	<0.001	
4/20/2017	<0.001	
7/18/2017	<0.001	
1/10/2018	<0.001	
7/11/2018	<0.001	
1/29/2019	<0.001	
3/26/2019	<0.001	
9/10/2019	0.00076 (J)	
3/31/2020	<0.001	
9/15/2020	<0.001	
3/16/2021	<0.001	
8/18/2021	<0.001	
2/22/2022		<0.001
8/2/2022		<0.001
2/6/2023		<0.001

# Prediction Limit

Constituent: Arsenic (mg/L) Analysis Run 3/7/2023 10:56 AM View: Appendix I - Intrawell  
Plant McIntosh Client: Southern Company Data: McIntosh LF4 CCR

	GWA-14	GWA-14
12/7/2015	<0.001	
12/15/2015	<0.001	
12/29/2015	<0.001	
1/13/2016	<0.001	
1/25/2016	<0.001	
4/20/2016	<0.001	
6/14/2016	<0.001	
8/9/2016	<0.001	
9/27/2016	<0.001	
11/15/2016	<0.001	
1/11/2017	<0.001	
2/28/2017	<0.001	
4/20/2017	<0.001	
7/19/2017	<0.001	
1/11/2018	<0.001	
7/11/2018	<0.001	
1/29/2019	<0.001	
3/26/2019	<0.001	
9/10/2019	0.00043 (J)	
4/1/2020	<0.001	
9/15/2020	<0.001	
3/16/2021	<0.001	
8/17/2021	<0.001	
2/22/2022		<0.001
8/2/2022		<0.001
2/7/2023		<0.001

# Prediction Limit

Constituent: Arsenic (mg/L) Analysis Run 3/7/2023 10:56 AM View: Appendix I - Intrawell  
Plant McIntosh Client: Southern Company Data: McIntosh LF4 CCR

	GWA-15	GWA-15
12/7/2015	<0.001	
12/15/2015	<0.001	
12/28/2015	<0.001	
1/13/2016	<0.001	
1/25/2016	<0.001	
4/21/2016	<0.001	
6/15/2016	<0.001	
8/9/2016	<0.001	
9/27/2016	<0.001	
11/15/2016	<0.001	
1/11/2017	<0.001	
2/28/2017	<0.001	
4/20/2017	<0.001	
7/19/2017	0.00056 (J)	
1/11/2018	<0.001	
7/11/2018	<0.001	
1/29/2019	<0.001	
3/26/2019	0.00075	
9/11/2019	0.00033 (J)	
4/1/2020	<0.001	
9/15/2020	<0.001	
3/17/2021	<0.001	
8/19/2021	<0.001	
2/22/2022		<0.001
8/2/2022		<0.001
2/7/2023		<0.001

# Prediction Limit

Constituent: Arsenic (mg/L) Analysis Run 3/7/2023 10:56 AM View: Appendix I - Intrawell  
Plant McIntosh Client: Southern Company Data: McIntosh LF4 CCR

	GWA-16	GWA-16
12/7/2015	<0.001	
12/14/2015	<0.001	
12/28/2015	<0.001	
1/13/2016	<0.001	
1/25/2016	<0.001	
4/20/2016	<0.001	
6/15/2016	<0.001	
8/9/2016	<0.001	
9/27/2016	<0.001	
11/15/2016	<0.001	
1/11/2017	<0.001	
3/1/2017	<0.001	
4/20/2017	<0.001	
7/19/2017	<0.001	
1/11/2018	<0.001	
7/11/2018	<0.001	
1/29/2019	<0.001	
3/26/2019	<0.001	
9/10/2019	0.00036 (J)	
4/1/2020	<0.001	
9/15/2020	<0.001	
3/16/2021	<0.001	
8/17/2021	<0.001	
2/22/2022		<0.001
8/2/2022		<0.001
2/7/2023		<0.001

# Prediction Limit

Constituent: Arsenic (mg/L) Analysis Run 3/7/2023 10:56 AM View: Appendix I - Intrawell  
Plant McIntosh Client: Southern Company Data: McIntosh LF4 CCR

	GWA-3	GWA-3
8/25/2004	<0.001	
9/11/2004	<0.001	
9/26/2004	<0.001	
10/13/2004	<0.001	
7/11/2005	<0.001	
12/7/2005	<0.001	
6/22/2006	<0.001	
11/28/2006	<0.001	
7/6/2007	<0.001	
12/13/2007	<0.001	
6/20/2008	<0.001	
12/7/2008	<0.001	
7/9/2009	<0.001	
12/28/2009	<0.001	
6/22/2010	<0.001	
1/5/2011	0.0089 (o)	
7/9/2011	<0.001	
1/20/2012	<0.001	
7/11/2012	<0.001	
1/19/2013	<0.001	
7/18/2013	<0.001	
1/15/2014	<0.001	
7/11/2014	<0.001	
1/15/2015	<0.001	
6/19/2015	<0.001	
1/16/2016	<0.001	
4/19/2016	<0.001	
6/14/2016	<0.001	
8/9/2016	<0.001	
9/27/2016	<0.001	
11/14/2016	<0.001	
1/10/2017	<0.001	
2/28/2017	0.00061 (J)	
4/19/2017	0.00069 (J)	
7/18/2017	<0.001	
1/10/2018	<0.001	
7/11/2018	<0.001	
1/29/2019	<0.001	
3/27/2019	0.0011	
9/11/2019	<0.001	
4/1/2020	<0.001	
9/15/2020	<0.001	
3/16/2021	<0.001	
8/17/2021	<0.001	
2/22/2022		<0.001
8/2/2022		<0.001
2/7/2023		<0.001

# Prediction Limit

Constituent: Arsenic (mg/L) Analysis Run 3/7/2023 10:56 AM View: Appendix I - Intrawell  
Plant McIntosh Client: Southern Company Data: McIntosh LF4 CCR

	GWA-4A	GWA-4A
8/25/2004	<0.001	
9/11/2004	<0.001	
9/26/2004	<0.001	
10/13/2004	<0.001	
7/11/2005	<0.001	
12/7/2005	<0.001	
6/22/2006	<0.001	
11/28/2006	<0.001	
7/6/2007	<0.001	
12/13/2007	<0.001	
6/20/2008	<0.001	
12/7/2008	<0.001	
7/9/2009	<0.001	
12/30/2009	<0.001	
6/22/2010	<0.001	
1/4/2011	<0.001	
7/10/2011	<0.001	
1/21/2012	<0.001	
7/11/2012	<0.001	
1/20/2013	<0.001	
7/19/2013	<0.001	
1/16/2014	<0.001	
7/10/2014	<0.001	
1/16/2015	<0.001	
6/20/2015	<0.001	
1/14/2016	<0.001	
4/20/2016	<0.001	
6/14/2016	0.00016 (J)	
8/11/2016	0.00096 (J)	
9/27/2016	0.0026	
11/14/2016	0.0017	
1/10/2017	0.0021	
2/28/2017	0.0027	
4/20/2017	0.0014	
7/18/2017	0.0012 (J)	
1/10/2018	0.00068 (J)	
7/11/2018	<0.001	
1/29/2019	<0.001	
3/26/2019	0.0005	
9/10/2019	0.00051 (J)	
3/31/2020	<0.001	
9/16/2020	<0.001	
3/17/2021	<0.001	
8/19/2021	<0.001	
2/23/2022		0.00035 (J)
8/3/2022		<0.001
2/7/2023		<0.001

# Prediction Limit

Constituent: Arsenic (mg/L) Analysis Run 3/7/2023 10:56 AM View: Appendix I - Intrawell  
Plant McIntosh Client: Southern Company Data: McIntosh LF4 CCR

	GWA-5	GWA-5
8/25/2004	<0.001	
9/11/2004	<0.001	
9/26/2004	<0.001	
10/13/2004	<0.001	
7/11/2005	<0.001	
12/7/2005	<0.001	
6/22/2006	<0.001	
11/28/2006	<0.001	
7/6/2007	<0.001	
12/13/2007	<0.001	
6/20/2008	<0.001	
12/7/2008	<0.001	
7/9/2009	<0.001	
12/29/2009	<0.001	
6/22/2010	<0.001	
1/4/2011	<0.001	
7/9/2011	<0.001	
1/21/2012	<0.001	
7/11/2012	<0.001	
1/19/2013	<0.001	
7/18/2013	<0.001	
1/15/2014	<0.001	
7/10/2014	<0.001	
1/15/2015	<0.001	
6/19/2015	<0.001	
1/14/2016	<0.001	
4/20/2016	<0.001	
6/14/2016	5E-05 (J)	
8/9/2016	<0.001	
9/27/2016	<0.001	
11/15/2016	<0.001	
1/11/2017	<0.001	
1/19/2017	<0.001	
1/24/2017	0.0027	
2/28/2017	<0.001	
4/20/2017	<0.001	
7/18/2017	<0.001	
1/10/2018	<0.001	
7/11/2018	<0.001	
1/29/2019	<0.001	
3/26/2019	<0.001	
9/10/2019	0.00035 (J)	
3/31/2020	<0.001	
9/15/2020	<0.001	
3/17/2021	<0.001	
8/19/2021	<0.001	
2/22/2022		<0.001
8/2/2022		<0.001
2/7/2023		<0.001

# Prediction Limit

Constituent: Arsenic (mg/L) Analysis Run 3/7/2023 10:56 AM View: Appendix I - Intrawell  
Plant McIntosh Client: Southern Company Data: McIntosh LF4 CCR

	GWC-1	GWC-1
8/25/2004	<0.001	
9/11/2004	<0.001	
9/26/2004	<0.001	
7/11/2005	<0.001	
12/7/2005	<0.001	
6/22/2006	<0.001	
11/28/2006	<0.001	
7/6/2007	<0.001	
12/13/2007	<0.001	
6/20/2008	<0.001	
12/7/2008	<0.001	
7/9/2009	<0.001	
12/28/2009	<0.001	
6/22/2010	<0.001	
1/4/2011	<0.001	
7/9/2011	<0.001	
1/21/2012	<0.001	
7/11/2012	<0.001	
1/20/2013	<0.001	
7/19/2013	<0.001	
1/15/2014	<0.001	
7/11/2014	<0.001	
1/16/2015	<0.001	
6/20/2015	<0.001	
1/16/2016	<0.001	
4/20/2016	<0.001	
6/15/2016	<0.001	
8/10/2016	<0.001	
9/27/2016	<0.001	
11/15/2016	<0.001	
1/12/2017	<0.001	
1/23/2017	<0.001	
3/1/2017	<0.001	
4/20/2017	<0.001	
7/19/2017	<0.001	
1/11/2018	<0.001	
7/12/2018	<0.001	
1/30/2019	<0.001	
3/27/2019	<0.001	
9/11/2019	<0.001	
4/1/2020	<0.001	
9/15/2020	<0.001	
3/16/2021	<0.001	
8/18/2021	0.0004 (J)	
2/23/2022		<0.001
8/3/2022		<0.001
2/7/2023		<0.001



# Prediction Limit

Constituent: Arsenic (mg/L) Analysis Run 3/7/2023 10:56 AM View: Appendix I - Intrawell  
Plant McIntosh Client: Southern Company Data: McIntosh LF4 CCR

	GWC-10	GWC-10
8/25/2004	<0.001	
9/11/2004	<0.001	
9/26/2004	<0.001	
10/13/2004	<0.001	
7/11/2005	<0.001	
12/7/2005	<0.001	
6/22/2006	<0.001	
11/28/2006	<0.001	
7/6/2007	<0.001	
12/13/2007	<0.001	
6/20/2008	<0.001	
12/7/2008	<0.001	
7/10/2009	<0.001	
12/29/2009	<0.001	
6/22/2010	<0.001	
1/4/2011	<0.001	
7/10/2011	<0.001	
1/21/2012	<0.001	
7/11/2012	<0.001	
1/20/2013	<0.001	
7/19/2013	<0.001	
1/16/2014	<0.001	
7/10/2014	<0.001	
1/16/2015	<0.001	
6/20/2015	<0.001	
1/16/2016	<0.001	
4/21/2016	<0.001	
6/16/2016	0.0004 (J)	
8/10/2016	<0.001	
9/27/2016	<0.001	
11/15/2016	<0.001	
1/12/2017	0.00077 (J)	
3/1/2017	<0.001	
4/24/2017	<0.001	
7/24/2017	<0.001	
1/11/2018	0.00046 (J)	
7/12/2018	<0.001	
1/30/2019	<0.001	
3/27/2019	0.0013	
9/11/2019	0.00082 (J)	
4/1/2020	0.00055 (J)	
9/15/2020	0.00041 (J)	
3/16/2021	0.00069 (J)	
8/18/2021	0.00045 (J)	
2/23/2022		0.00048 (J)
8/3/2022		0.00052 (J)
2/8/2023		<0.001

# Prediction Limit

Constituent: Arsenic (mg/L) Analysis Run 3/7/2023 10:56 AM View: Appendix I - Intrawell  
Plant McIntosh Client: Southern Company Data: McIntosh LF4 CCR

	GWC-11	GWC-11
8/25/2004	<0.005	
9/11/2004	<0.005	
9/26/2004	<0.005	
10/13/2004	<0.005	
7/11/2005	<0.005	
12/7/2005	<0.005	
6/22/2006	<0.005	
11/28/2006	<0.005	
7/6/2007	<0.005	
12/13/2007	<0.005	
6/20/2008	<0.005	
12/7/2008	<0.005	
7/10/2009	<0.005	
12/29/2009	<0.005	
6/22/2010	<0.005	
1/5/2011	<0.005	
7/9/2011	<0.005	
1/21/2012	<0.005	
7/11/2012	<0.005	
1/19/2013	<0.005	
7/19/2013	<0.005	
1/15/2014	<0.005	
7/11/2014	<0.005	
1/16/2015	<0.005	
6/20/2015	<0.005	
1/14/2016	<0.005	
4/20/2016	0.00117 (J)	
6/15/2016	0.0013 (J)	
8/10/2016	0.0013	
9/27/2016	0.0011 (J)	
11/15/2016	0.001 (J)	
1/12/2017	0.0016	
3/1/2017	0.00092 (J)	
4/24/2017	0.0011 (J)	
7/24/2017	0.00086 (J)	
1/11/2018	0.0012 (J)	
7/12/2018	0.001 (J)	
1/30/2019	0.0015 (J)	
3/27/2019	0.0013	
9/11/2019	0.0017	
4/2/2020	0.0014	
9/15/2020	0.0011	
3/17/2021	0.0014	
8/18/2021	0.0013	
2/23/2022		0.0013
8/2/2022		0.0013
2/8/2023		0.0017

# Prediction Limit

Constituent: Arsenic (mg/L) Analysis Run 3/7/2023 10:56 AM View: Appendix I - Intrawell  
Plant McIntosh Client: Southern Company Data: McIntosh LF4 CCR

	GWC-12	GWC-12
8/25/2004	<0.001	
9/11/2004	<0.001	
9/26/2004	<0.001	
10/13/2004	<0.001	
7/11/2005	<0.001	
12/7/2005	<0.001	
6/22/2006	<0.001	
11/28/2006	<0.001	
7/6/2007	<0.001	
12/13/2007	<0.001	
6/20/2008	<0.001	
12/7/2008	<0.001	
7/10/2009	<0.001	
12/28/2009	<0.001	
6/22/2010	<0.001	
1/4/2011	<0.001	
7/9/2011	<0.001	
1/20/2012	<0.001	
7/11/2012	<0.001	
1/19/2013	<0.001	
7/18/2013	<0.001	
1/15/2014	<0.001	
7/11/2014	<0.001	
1/15/2015	<0.001	
6/19/2015	<0.001	
1/16/2016	<0.001	
4/20/2016	<0.001	
6/15/2016	<0.001	
8/10/2016	<0.001	
9/27/2016	<0.001	
11/15/2016	<0.001	
1/12/2017	0.00062 (J)	
3/1/2017	<0.001	
4/20/2017	<0.001	
7/20/2017	0.00053 (J)	
1/11/2018	<0.001	
7/12/2018	<0.001	
1/30/2019	<0.001	
3/27/2019	0.0011	
9/11/2019	0.00032 (J)	
4/1/2020	<0.001	
9/16/2020	<0.001	
3/16/2021	<0.001	
8/18/2021	<0.001	
2/23/2022		<0.001
8/3/2022		<0.001
2/7/2023		<0.001

# Prediction Limit

Constituent: Arsenic (mg/L) Analysis Run 3/7/2023 10:56 AM View: Appendix I - Intrawell  
Plant McIntosh Client: Southern Company Data: McIntosh LF4 CCR

	GWC-17	GWC-17
12/8/2015	<0.001	
12/14/2015	<0.001	
12/28/2015	<0.001	
1/13/2016	<0.001	
1/26/2016	<0.001	
4/20/2016	<0.001	
6/15/2016	0.00015 (J)	
8/9/2016	<0.001	
9/27/2016	<0.001	
11/15/2016	<0.001	
1/11/2017	<0.001	
3/1/2017	<0.001	
4/20/2017	<0.001	
7/19/2017	0.00047 (J)	
1/11/2018	<0.001	
7/11/2018	<0.001	
1/29/2019	<0.001	
3/27/2019	0.00097	
9/11/2019	0.00038 (J)	
4/1/2020	<0.001	
9/15/2020	<0.001	
3/16/2021	<0.001	
8/19/2021	<0.001	
2/22/2022		<0.001
8/2/2022		<0.001
2/8/2023		<0.001

# Prediction Limit

Constituent: Arsenic (mg/L) Analysis Run 3/7/2023 10:56 AM View: Appendix I - Intrawell  
Plant McIntosh Client: Southern Company Data: McIntosh LF4 CCR

	GWC-18	GWC-18
12/8/2015	<0.0013	
12/14/2015	<0.0013	
12/28/2015	<0.0013	
1/14/2016	<0.0013	
1/26/2016	<0.0013	
4/19/2016	0.00112 (J)	
6/16/2016	0.0011 (J)	
8/11/2016	0.001 (J)	
9/28/2016	0.00062 (J)	
11/16/2016	0.00046 (J)	
1/11/2017	0.00093 (J)	
3/1/2017	0.0006 (J)	
4/25/2017	0.0011 (J)	
7/25/2017	0.001 (J)	
1/12/2018	0.00095 (J)	
7/11/2018	0.0007 (J)	
1/30/2019	<0.0013	
3/27/2019	0.0019	
9/11/2019	0.0012	
4/1/2020	0.00067	
9/15/2020	0.00076 (J)	
3/17/2021	0.00072 (J)	
8/19/2021	0.00059 (J)	
2/23/2022		0.00098 (J)
8/2/2022		0.0009 (J)
2/7/2023		0.0011

# Prediction Limit

Constituent: Arsenic (mg/L) Analysis Run 3/7/2023 10:56 AM View: Appendix I - Intrawell  
Plant McIntosh Client: Southern Company Data: McIntosh LF4 CCR

	GWC-19	GWC-19
12/8/2015	<0.001	
12/15/2015	<0.001	
12/28/2015	<0.001	
1/14/2016	<0.001	
1/26/2016	<0.001	
4/19/2016	<0.001	
6/16/2016	0.00026 (J)	
8/10/2016	<0.001	
9/28/2016	<0.001	
11/15/2016	<0.001	
1/16/2017	0.00067 (J)	
3/1/2017	<0.001	
4/25/2017	<0.001	
7/25/2017	<0.001	
1/12/2018	<0.001	
7/11/2018	<0.001	
1/29/2019	<0.001	
3/27/2019	<0.001	
9/11/2019	0.00057 (J)	
4/1/2020	<0.001	
9/16/2020	<0.001	
3/16/2021	<0.001	
8/19/2021	<0.001	
2/23/2022		0.00028 (J)
8/3/2022		<0.001
2/8/2023		<0.001

# Prediction Limit

Constituent: Arsenic (mg/L) Analysis Run 3/7/2023 10:56 AM View: Appendix I - Intrawell  
Plant McIntosh Client: Southern Company Data: McIntosh LF4 CCR

	GWC-20	GWC-20
12/9/2015	<0.001	
12/14/2015	<0.001	
12/29/2015	<0.001	
1/14/2016	<0.001	
1/25/2016	<0.001	
4/21/2016	<0.001	
6/16/2016	0.00014 (J)	
8/10/2016	<0.001	
9/27/2016	<0.001	
11/15/2016	<0.001	
1/13/2017	<0.001	
3/1/2017	<0.001	
4/25/2017	0.00046 (J)	
7/25/2017	<0.001	
1/12/2018	<0.001	
7/11/2018	<0.001	
1/29/2019	<0.001	
3/27/2019	<0.001	
9/11/2019	0.00066 (J)	
4/1/2020	<0.001	
9/15/2020	<0.001	
3/16/2021	<0.001	
8/19/2021	<0.001	
2/22/2022		<0.001
8/3/2022		<0.001
2/8/2023		<0.001

# Prediction Limit

Constituent: Arsenic (mg/L) Analysis Run 3/7/2023 10:56 AM View: Appendix I - Intrawell  
Plant McIntosh Client: Southern Company Data: McIntosh LF4 CCR

	GWC-21	GWC-21
12/9/2015	<0.001	
12/14/2015	<0.001	
12/29/2015	0.0022 (J)	
1/14/2016	0.002 (J)	
1/25/2016	<0.001	
4/21/2016	<0.001	
6/16/2016	0.00046 (J)	
8/10/2016	<0.001	
9/27/2016	0.00084 (J)	
11/15/2016	<0.001	
1/12/2017	<0.001	
3/1/2017	<0.001	
4/24/2017	<0.001	
7/25/2017	<0.001	
1/11/2018	<0.001	
7/11/2018	<0.001	
1/30/2019	<0.001	
3/27/2019	0.00074	
9/11/2019	0.00064 (J)	
4/1/2020	<0.001	
9/15/2020	<0.001	
3/17/2021	<0.001	
8/19/2021	<0.001	
2/23/2022		<0.001
8/4/2022		<0.001
2/8/2023		<0.001



# Prediction Limit

Constituent: Arsenic (mg/L) Analysis Run 3/7/2023 10:56 AM View: Appendix I - Intrawell  
Plant McIntosh Client: Southern Company Data: McIntosh LF4 CCR

---

	GWC-23	GWC-23
6/16/2016	0.00043 (J)	
8/10/2016	0.0021	
9/28/2016	0.0011 (J)	
11/16/2016	0.0011 (J)	
1/17/2017	0.00064 (J)	
3/2/2017	<0.001	
4/25/2017	0.0007 (J)	
7/13/2017	<0.001	
7/25/2017	<0.001	
1/12/2018	<0.001	
7/12/2018	<0.001	
1/30/2019	<0.001	
3/27/2019	0.00079	
9/11/2019	0.00051 (J)	
4/1/2020	<0.001	
9/15/2020	<0.001	
3/17/2021	<0.001	
8/19/2021	<0.001	
2/23/2022		<0.001
8/4/2022		0.00053 (J)
2/8/2023		<0.001

# Prediction Limit

Constituent: Arsenic (mg/L) Analysis Run 3/7/2023 10:56 AM View: Appendix I - Intrawell  
Plant McIntosh Client: Southern Company Data: McIntosh LF4 CCR

	GWC-9	GWC-9
8/25/2004	<0.001	
9/11/2004	<0.001	
9/26/2004	<0.001	
10/13/2004	<0.001	
7/11/2005	<0.001	
12/7/2005	<0.001	
6/22/2006	<0.001	
11/28/2006	<0.001	
7/6/2007	<0.001	
12/13/2007	<0.001	
6/20/2008	<0.001	
12/7/2008	<0.001	
7/9/2009	<0.001	
12/29/2009	<0.001	
6/22/2010	<0.001	
1/5/2011	<0.001	
7/9/2011	<0.001	
1/21/2012	<0.001	
7/11/2012	<0.001	
1/19/2013	<0.001	
7/18/2013	<0.001	
1/15/2014	<0.001	
7/10/2014	<0.001	
1/16/2015	<0.001	
6/20/2015	<0.001	
1/14/2016	<0.001	
4/19/2016	<0.001	
6/15/2016	<0.001	
8/10/2016	<0.001	
9/27/2016	<0.001	
11/15/2016	<0.001	
1/13/2017	0.00055 (J)	
3/1/2017	<0.001	
4/24/2017	<0.001	
7/24/2017	<0.001	
1/12/2018	<0.001	
7/12/2018	<0.001	
1/30/2019	<0.001	
3/27/2019	0.00073	
9/11/2019	0.00044 (J)	
4/1/2020	<0.001	
9/16/2020	<0.001	
3/17/2021	<0.001	
8/19/2021	<0.001	
2/23/2022		<0.001
8/3/2022		<0.001
2/8/2023		<0.001

# Prediction Limit

Constituent: Barium (mg/L) Analysis Run 3/7/2023 10:56 AM View: Appendix I - Intrawell  
Plant McIntosh Client: Southern Company Data: McIntosh LF4 CCR

---

	GWA-13	GWA-13
12/7/2015	0.015	
12/15/2015	0.015	
12/29/2015	0.016	
1/13/2016	0.017	
1/25/2016	0.017	
4/20/2016	0.0144	
6/14/2016	0.015	
8/9/2016	0.013	
9/27/2016	0.015	
11/15/2016	0.015	
1/12/2017	0.012	
2/28/2017	0.016	
4/20/2017	0.015	
7/18/2017	0.015	
1/10/2018	0.015	
7/11/2018	0.015	
1/29/2019	0.019	
3/26/2019	0.016	
9/10/2019	0.03	
3/31/2020	0.015	
9/15/2020	0.014	
3/16/2021	0.018	
8/18/2021	0.018	
2/22/2022		0.019
8/2/2022		0.016
2/6/2023		0.016

# Prediction Limit

Constituent: Barium (mg/L) Analysis Run 3/7/2023 10:56 AM View: Appendix I - Intrawell  
Plant McIntosh Client: Southern Company Data: McIntosh LF4 CCR

---

	GWA-14	GWA-14
12/7/2015	0.018	
12/15/2015	0.017	
12/29/2015	0.018	
1/13/2016	0.018	
1/25/2016	0.018	
4/20/2016	0.0143	
6/14/2016	0.012	
8/9/2016	0.011	
9/27/2016	0.01	
11/15/2016	0.012	
1/11/2017	0.011	
2/28/2017	0.011	
4/20/2017	0.011	
7/19/2017	0.012	
1/11/2018	0.012	
7/11/2018	0.012	
1/29/2019	0.013	
3/26/2019	0.012	
9/10/2019	0.016	
4/1/2020	0.013	
9/15/2020	0.012	
3/16/2021	0.013	
8/17/2021	0.014	
2/22/2022		0.014
8/2/2022		0.014
2/7/2023		0.014

# Prediction Limit

Constituent: Barium (mg/L) Analysis Run 3/7/2023 10:56 AM View: Appendix I - Intrawell  
Plant McIntosh Client: Southern Company Data: McIntosh LF4 CCR

---

	GWA-15	GWA-15
12/7/2015	0.027	
12/15/2015	0.028	
12/28/2015	0.026	
1/13/2016	0.026	
1/25/2016	0.027	
4/21/2016	0.0262	
6/15/2016	0.024	
8/9/2016	0.023	
9/27/2016	0.023	
11/15/2016	0.023	
1/11/2017	0.022	
2/28/2017	0.023	
4/20/2017	0.024	
7/19/2017	0.025	
1/11/2018	0.023	
7/11/2018	0.025	
1/29/2019	0.027	
3/26/2019	0.028	
9/11/2019	0.023	
4/1/2020	0.026	
9/15/2020	0.023	
3/17/2021	0.028	
8/19/2021	0.022	
2/22/2022		0.026
8/2/2022		0.023
2/7/2023		0.025

# Prediction Limit

Constituent: Barium (mg/L) Analysis Run 3/7/2023 10:57 AM View: Appendix I - Intrawell  
Plant McIntosh Client: Southern Company Data: McIntosh LF4 CCR

---

	GWA-16	GWA-16
12/7/2015	0.027	
12/14/2015	0.028	
12/28/2015	0.029	
1/13/2016	0.028	
1/25/2016	0.027	
4/20/2016	0.0259	
6/15/2016	0.024	
8/9/2016	0.023	
9/27/2016	0.021	
11/15/2016	0.023	
1/11/2017	0.021	
3/1/2017	0.022	
4/20/2017	0.022	
7/19/2017	0.024	
1/11/2018	0.022	
7/11/2018	0.023	
1/29/2019	0.026	
3/26/2019	0.023	
9/10/2019	0.039	
4/1/2020	0.022	
9/15/2020	0.024	
3/16/2021	0.025	
8/17/2021	0.024	
2/22/2022		0.026
8/2/2022		0.029
2/7/2023		0.026

# Prediction Limit

Constituent: Barium (mg/L) Analysis Run 3/7/2023 10:57 AM View: Appendix I - Intrawell  
Plant McIntosh Client: Southern Company Data: McIntosh LF4 CCR

	GWA-2	GWA-2
8/25/2004	0.018	
9/11/2004	0.019	
9/26/2004	0.02	
10/13/2004	0.017	
7/11/2005	0.012	
12/7/2005	0.014	
6/22/2006	0.018	
11/28/2006	0.015	
7/6/2007	0.014	
12/13/2007	0.014	
6/20/2008	0.018	
12/7/2008	0.013	
7/9/2009	0.019	
12/28/2009	0.012	
6/22/2010	0.02	
1/4/2011	0.02	
7/9/2011	0.028	
1/21/2012	0.026	
7/11/2012	0.038	
1/20/2013	0.025	
7/19/2013	0.018	
1/15/2014	0.026	
7/11/2014	0.029	
1/16/2015	0.021	
6/20/2015	0.031	
1/16/2016	0.031	
4/19/2016	0.0305	
6/14/2016	0.03	
8/9/2016	0.032	
9/26/2016	0.031	
11/15/2016	0.033	
1/10/2017	0.031	
2/28/2017	0.033	
4/19/2017	0.032	
7/17/2017	0.033	
1/10/2018	0.034	
7/11/2018	0.035	
1/29/2019	0.034	
3/27/2019	0.03	
9/11/2019	0.034	
4/1/2020	0.037	
9/15/2020	0.036	
3/16/2021	0.035	
8/17/2021	0.037	
2/22/2022		0.038
8/2/2022		0.032
2/7/2023		0.033

# Prediction Limit

Constituent: Barium (mg/L) Analysis Run 3/7/2023 10:57 AM View: Appendix I - Intrawell  
Plant McIntosh Client: Southern Company Data: McIntosh LF4 CCR

	GWA-3	GWA-3
8/25/2004	0.025	
9/11/2004	0.015	
9/26/2004	0.017	
10/13/2004	0.017	
7/11/2005	0.012	
12/7/2005	0.012	
6/22/2006	0.016	
11/28/2006	0.017	
7/6/2007	0.1 (O)	
12/13/2007	0.01	
6/20/2008	0.026	
12/7/2008	0.097 (O)	
7/9/2009	0.01	
12/28/2009	0.0091	
6/22/2010	0.011	
1/5/2011	0.21 (O)	
7/9/2011	0.035	
1/20/2012	0.021	
7/11/2012	0.009	
1/19/2013	0.01	
7/18/2013	0.014	
1/15/2014	0.016	
7/11/2014	0.016	
1/15/2015	0.014	
6/19/2015	0.013	
1/16/2016	0.021	
4/19/2016	0.0217	
6/14/2016	0.024	
8/9/2016	0.023	
9/27/2016	0.016	
11/14/2016	0.014	
1/10/2017	0.015	
2/28/2017	0.017	
4/19/2017	0.013	
7/18/2017	0.012	
1/10/2018	0.016	
7/11/2018	0.015	
1/29/2019	0.017	
3/27/2019	0.014	
9/11/2019	0.015	
4/1/2020	0.014	
9/15/2020	0.015	
3/16/2021	0.015	
8/17/2021	0.015	
2/22/2022		0.015
8/2/2022		0.012
2/7/2023		0.012



# Prediction Limit

Constituent: Barium (mg/L) Analysis Run 3/7/2023 10:57 AM View: Appendix I - Intrawell  
Plant McIntosh Client: Southern Company Data: McIntosh LF4 CCR

	GWA-4A	GWA-4A
8/25/2004	0.0096	
9/11/2004	0.024	
9/26/2004	0.027	
10/13/2004	0.022	
7/11/2005	0.029	
12/7/2005	0.023	
6/22/2006	0.026	
11/28/2006	0.039	
7/6/2007	0.037	
12/13/2007	0.029	
6/20/2008	0.037	
12/7/2008	0.025	
7/9/2009	0.028	
12/30/2009	0.017	
6/22/2010	0.032	
1/4/2011	0.02	
7/10/2011	0.032	
1/21/2012	0.026	
7/11/2012	0.023	
1/20/2013	0.011	
7/19/2013	0.018	
1/16/2014	0.015	
7/10/2014	0.025	
1/16/2015	0.022	
6/20/2015	0.015	
1/14/2016	0.016	
4/20/2016	0.0234	
6/14/2016	0.019	
8/11/2016	0.024	
9/27/2016	0.035	
11/14/2016	0.034	
1/10/2017	0.021	
2/28/2017	0.021	
4/20/2017	0.019	
7/18/2017	0.018	
1/10/2018	0.021	
7/11/2018	0.029	
1/29/2019	0.025	
3/26/2019	0.023	
9/10/2019	0.026	
3/31/2020	0.017	
9/16/2020	0.016	
3/17/2021	0.014	
8/19/2021	0.013	
2/23/2022		0.015
8/3/2022		0.032
2/7/2023		0.015

# Prediction Limit

Constituent: Barium (mg/L) Analysis Run 3/7/2023 10:57 AM View: Appendix I - Intrawell  
Plant McIntosh Client: Southern Company Data: McIntosh LF4 CCR

	GWA-5	GWA-5
8/25/2004	0.016	
9/11/2004	0.02	
9/26/2004	0.016	
10/13/2004	0.014	
7/11/2005	0.014	
12/7/2005	0.014	
6/22/2006	0.019	
11/28/2006	0.016	
7/6/2007	0.018	
12/13/2007	0.015	
6/20/2008	0.018	
12/7/2008	0.016	
7/9/2009	0.019	
12/29/2009	0.02	
6/22/2010	0.027	
1/4/2011	0.025	
7/9/2011	0.022	
1/21/2012	0.024	
7/11/2012	0.024	
1/19/2013	0.026	
7/18/2013	0.024	
1/15/2014	0.026	
7/10/2014	0.036	
1/15/2015	0.035	
6/19/2015	0.066	
1/14/2016	0.059	
4/20/2016	0.0553	
6/14/2016	0.035	
8/9/2016	0.035	
9/27/2016	0.038	
11/15/2016	0.039	
1/11/2017	0.037	
1/19/2017	0.079	
1/24/2017	0.42 (o)	
2/28/2017	0.042	
4/20/2017	0.04	
7/18/2017	0.04	
1/10/2018	0.048	
7/11/2018	0.044	
1/29/2019	0.05	
3/26/2019	0.046	
9/10/2019	0.044	
3/31/2020	0.044	
9/15/2020	0.041	
3/17/2021	0.04	
8/19/2021	0.038	
2/22/2022		0.041
8/2/2022		0.043
2/7/2023		0.039

# Prediction Limit

Constituent: Barium (mg/L) Analysis Run 3/7/2023 10:57 AM View: Appendix I - Intrawell  
Plant McIntosh Client: Southern Company Data: McIntosh LF4 CCR

	GWC-1	GWC-1
8/25/2004	0.02	
9/11/2004	0.021	
9/26/2004	0.019	
7/11/2005	0.017	
12/7/2005	0.018	
6/22/2006	0.018	
11/28/2006	0.026	
7/6/2007	0.014	
12/13/2007	0.013	
6/20/2008	0.019	
12/7/2008	0.019	
7/9/2009	0.029	
12/28/2009	0.039	
6/22/2010	0.032	
1/4/2011	0.024	
7/9/2011	0.034	
1/21/2012	0.022	
7/11/2012	0.023	
1/20/2013	0.027	
7/19/2013	0.037	
1/15/2014	0.032	
7/11/2014	0.034	
1/16/2015	0.032	
6/20/2015	0.037	
1/16/2016	0.051	
4/20/2016	0.0554	
6/15/2016	0.046	
8/10/2016	0.042	
9/27/2016	0.042	
11/15/2016	0.042	
1/12/2017	0.046	
1/23/2017	0.023	
3/1/2017	0.048	
4/20/2017	0.046	
7/19/2017	0.045	
1/11/2018	0.046	
7/12/2018	0.045	
1/30/2019	0.05	
3/27/2019	0.045	
9/11/2019	0.038	
4/1/2020	0.041	
9/15/2020	0.038	
3/16/2021	0.039	
8/18/2021	0.034	
2/23/2022		0.039
8/3/2022		0.029
2/7/2023		0.031

# Prediction Limit

Constituent: Barium (mg/L) Analysis Run 3/7/2023 10:57 AM View: Appendix I - Intrawell  
Plant McIntosh Client: Southern Company Data: McIntosh LF4 CCR

	GWC-10	GWC-10
8/25/2004	0.036	
9/11/2004	0.036	
9/26/2004	0.035	
10/13/2004	0.035	
7/11/2005	0.017	
12/7/2005	0.017	
6/22/2006	0.015	
11/28/2006	0.032	
7/6/2007	0.03	
12/13/2007	0.039	
6/20/2008	0.038	
12/7/2008	0.034	
7/10/2009	0.032	
12/29/2009	0.03	
6/22/2010	0.024	
1/4/2011	0.017	
7/10/2011	0.03	
1/21/2012	0.022	
7/11/2012	0.025	
1/20/2013	0.029	
7/19/2013	0.02	
1/16/2014	0.022	
7/10/2014	0.018	
1/16/2015	0.019	
6/20/2015	0.021	
1/16/2016	0.019	
4/21/2016	0.0178	
6/16/2016	0.022	
8/10/2016	0.015	
9/27/2016	0.014	
11/15/2016	0.015	
1/12/2017	0.015	
3/1/2017	0.017	
4/24/2017	0.014	
7/24/2017	0.015	
1/11/2018	0.013	
7/12/2018	0.024	
1/30/2019	0.023	
3/27/2019	0.019	
9/11/2019	0.021	
4/1/2020	0.035	
9/15/2020	0.023	
3/16/2021	0.019	
8/18/2021	0.018	
2/23/2022		0.018
8/3/2022		0.017
2/8/2023		0.017

# Prediction Limit

Constituent: Barium (mg/L) Analysis Run 3/7/2023 10:57 AM View: Appendix I - Intrawell  
Plant McIntosh Client: Southern Company Data: McIntosh LF4 CCR

	GWC-11	GWC-11
8/25/2004	0.018	
9/11/2004	0.022	
9/26/2004	0.022	
10/13/2004	0.017	
7/11/2005	0.015	
12/7/2005	0.012	
6/22/2006	0.012	
11/28/2006	0.013	
7/6/2007	0.012	
12/13/2007	0.013	
6/20/2008	0.026	
12/7/2008	0.093 (O)	
7/10/2009	0.013	
12/29/2009	0.012	
6/22/2010	0.014	
1/5/2011	0.011	
7/9/2011	0.012	
1/21/2012	0.017	
7/11/2012	0.015	
1/19/2013	0.013	
7/19/2013	0.012	
1/15/2014	0.012	
7/11/2014	0.012	
1/16/2015	0.011	
6/20/2015	0.013	
1/14/2016	0.016	
4/20/2016	0.0113	
6/15/2016	0.013	
8/10/2016	0.01	
9/27/2016	0.01	
11/15/2016	0.011	
1/12/2017	0.01	
3/1/2017	0.011	
4/24/2017	0.01	
7/24/2017	0.0089	
1/11/2018	0.01	
7/12/2018	0.016	
1/30/2019	0.014 (J)	
3/27/2019	0.013	
9/11/2019	0.011	
4/2/2020	0.011	
9/15/2020	0.015	
3/17/2021	0.016	
8/18/2021	0.011	
2/23/2022		0.01
8/2/2022		0.011
2/8/2023		0.011

# Prediction Limit

Constituent: Barium (mg/L) Analysis Run 3/7/2023 10:57 AM View: Appendix I - Intrawell  
Plant McIntosh Client: Southern Company Data: McIntosh LF4 CCR

	GWC-12	GWC-12
8/25/2004	0.014	
9/11/2004	0.014	
9/26/2004	0.014	
10/13/2004	0.013	
7/11/2005	0.011	
12/7/2005	0.012	
6/22/2006	0.012	
11/28/2006	0.011	
7/6/2007	0.014	
12/13/2007	0.011	
6/20/2008	0.011	
12/7/2008	0.01	
7/10/2009	0.011	
12/28/2009	0.011	
6/22/2010	0.011	
1/4/2011	0.013	
7/9/2011	0.015	
1/20/2012	0.013	
7/11/2012	0.015	
1/19/2013	0.014	
7/18/2013	0.013	
1/15/2014	0.013	
7/11/2014	0.016	
1/15/2015	0.012	
6/19/2015	0.015	
1/16/2016	0.013	
4/20/2016	0.0114	
6/15/2016	0.0095 (J)	
8/10/2016	0.0094	
9/27/2016	0.011	
11/15/2016	0.0096	
1/12/2017	0.01	
3/1/2017	0.011	
4/20/2017	0.01	
7/20/2017	0.011	
1/11/2018	0.01	
7/12/2018	0.011	
1/30/2019	0.011 (J)	
3/27/2019	0.0099	
9/11/2019	0.01	
4/1/2020	0.0097 (J)	
9/16/2020	0.011	
3/16/2021	0.01	
8/18/2021	0.01	
2/23/2022		0.01
8/3/2022		0.011
2/7/2023		0.011

# Prediction Limit

Constituent: Barium (mg/L) Analysis Run 3/7/2023 10:57 AM View: Appendix I - Intrawell  
Plant McIntosh Client: Southern Company Data: McIntosh LF4 CCR

---

	GWC-17	GWC-17
12/8/2015	0.021	
12/14/2015	0.021	
12/28/2015	0.02	
1/13/2016	0.019	
1/26/2016	0.019	
4/20/2016	0.0188	
6/15/2016	0.017	
8/9/2016	0.018	
9/27/2016	0.016	
11/15/2016	0.017	
1/11/2017	0.017	
3/1/2017	0.017	
4/20/2017	0.016	
7/19/2017	0.017	
1/11/2018	0.017	
7/11/2018	0.017	
1/29/2019	0.02	
3/27/2019	0.017	
9/11/2019	0.021	
4/1/2020	0.019	
9/15/2020	0.018	
3/16/2021	0.017	
8/19/2021	0.017	
2/22/2022		0.019
8/2/2022		0.017
2/8/2023		0.02

# Prediction Limit

Constituent: Barium (mg/L) Analysis Run 3/7/2023 10:57 AM View: Appendix I - Intrawell  
Plant McIntosh Client: Southern Company Data: McIntosh LF4 CCR

	GWC-18	GWC-18
12/8/2015	0.053	
12/14/2015	0.049	
12/28/2015	0.048	
1/14/2016	0.048	
1/26/2016	0.044	
4/19/2016	0.0308	
6/16/2016	0.029	
8/11/2016	0.023	
9/28/2016	0.024	
11/16/2016	0.022	
1/11/2017	0.017	
3/1/2017	0.02	
4/25/2017	0.02	
7/25/2017	0.017	
1/12/2018	0.015	
7/11/2018	0.013	
1/30/2019	0.02	
3/27/2019	0.014	
9/11/2019	0.018	
4/1/2020	0.013	
9/15/2020	0.014	
3/17/2021	0.013	
8/19/2021	0.013	
2/23/2022		0.012
8/2/2022		0.013
2/7/2023		0.012



# Prediction Limit

Constituent: Barium (mg/L) Analysis Run 3/7/2023 10:57 AM View: Appendix I - Intrawell  
Plant McIntosh Client: Southern Company Data: McIntosh LF4 CCR

	GWC-19	GWC-19
12/8/2015	0.057	
12/15/2015	0.052	
12/28/2015	0.041	
1/14/2016	0.038	
1/26/2016	0.034	
4/19/2016	0.023	
6/16/2016	0.017	
8/10/2016	0.013	
9/28/2016	0.013	
11/15/2016	0.013	
1/16/2017	0.014	
3/1/2017	0.017	
4/25/2017	0.015	
7/25/2017	0.012	
1/12/2018	0.014	
7/11/2018	0.018	
1/29/2019	0.016	
3/27/2019	0.013	
9/11/2019	0.015	
4/1/2020	0.013	
9/16/2020	0.012	
3/16/2021	0.0099 (J)	
8/19/2021	0.0095 (J)	
2/23/2022		0.01
8/3/2022		0.011
2/8/2023		0.01

# Prediction Limit

Constituent: Barium (mg/L) Analysis Run 3/7/2023 10:57 AM View: Appendix I - Intrawell  
Plant McIntosh Client: Southern Company Data: McIntosh LF4 CCR

---

	GWC-20	GWC-20
12/9/2015	0.039	
12/14/2015	0.045	
12/29/2015	0.045	
1/14/2016	0.034	
1/25/2016	0.038	
4/21/2016	0.0325	
6/16/2016	0.027	
8/10/2016	0.025	
9/27/2016	0.023	
11/15/2016	0.022	
1/13/2017	0.021	
3/1/2017	0.021	
4/25/2017	0.02	
7/25/2017	0.02	
1/12/2018	0.021	
7/11/2018	0.021	
1/29/2019	0.017	
3/27/2019	0.018	
9/11/2019	0.021	
4/1/2020	0.016	
9/15/2020	0.021	
3/16/2021	0.016	
8/19/2021	0.017	
2/22/2022		0.018
8/3/2022		0.018
2/8/2023		0.015

# Prediction Limit

Constituent: Barium (mg/L) Analysis Run 3/7/2023 10:57 AM View: Appendix I - Intrawell  
Plant McIntosh Client: Southern Company Data: McIntosh LF4 CCR

---

	GWC-21	GWC-21
12/9/2015	0.024	
12/14/2015	0.027	
12/29/2015	0.027	
1/14/2016	0.025	
1/25/2016	0.023	
4/21/2016	0.0165	
6/16/2016	0.018	
8/10/2016	0.014	
9/27/2016	0.018	
11/15/2016	0.015	
1/12/2017	0.014	
3/1/2017	0.015	
4/24/2017	0.015	
7/25/2017	0.015	
1/11/2018	0.016	
7/11/2018	0.017	
1/30/2019	0.017	
3/27/2019	0.016	
9/11/2019	0.019	
4/1/2020	0.018	
9/15/2020	0.021	
3/17/2021	0.019	
8/19/2021	0.018	
2/23/2022		0.02
8/4/2022		0.022
2/8/2023		0.019

# Prediction Limit

Constituent: Barium (mg/L) Analysis Run 3/7/2023 10:57 AM View: Appendix I - Intrawell  
Plant McIntosh Client: Southern Company Data: McIntosh LF4 CCR

---

	GWC-23	GWC-23
6/16/2016	0.057	
8/10/2016	0.072	
9/28/2016	0.076	
11/16/2016	0.057	
1/17/2017	0.049	
3/2/2017	0.067	
4/25/2017	0.049	
7/13/2017	0.04	
7/25/2017	0.038	
1/12/2018	0.037	
7/12/2018	0.037	
1/30/2019	0.034	
3/27/2019	0.027	
9/11/2019	0.023	
4/1/2020	0.024	
9/15/2020	0.024	
3/17/2021	0.024	
8/19/2021	0.019	
2/23/2022		0.024
8/4/2022		0.017
2/8/2023		0.016

# Prediction Limit

Constituent: Barium (mg/L) Analysis Run 3/7/2023 10:57 AM View: Appendix I - Intrawell  
Plant McIntosh Client: Southern Company Data: McIntosh LF4 CCR

	GWC-9	GWC-9
8/25/2004	0.029	
9/11/2004	0.031	
9/26/2004	0.03	
10/13/2004	0.024	
7/11/2005	0.022	
12/7/2005	0.032	
6/22/2006	0.026	
11/28/2006	0.02	
7/6/2007	0.018	
12/13/2007	0.017	
6/20/2008	0.018	
12/7/2008	0.016	
7/9/2009	0.019	
12/29/2009	0.02	
6/22/2010	0.022	
1/5/2011	0.021	
7/9/2011	0.021	
1/21/2012	0.021	
7/11/2012	0.021	
1/19/2013	0.024	
7/18/2013	0.024	
1/15/2014	0.022	
7/10/2014	0.023	
1/16/2015	0.015	
6/20/2015	0.024	
1/14/2016	0.026	
4/19/2016	0.0274	
6/15/2016	0.024	
8/10/2016	0.031	
9/27/2016	0.029	
11/15/2016	0.029	
1/13/2017	0.025	
3/1/2017	0.03	
4/24/2017	0.024	
7/24/2017	0.026	
1/12/2018	0.027	
7/12/2018	0.031	
1/30/2019	0.032	
3/27/2019	0.023	
9/11/2019	0.029	
4/1/2020	0.021	
9/16/2020	0.033	
3/17/2021	0.041	
8/19/2021	0.024	
2/23/2022		0.026
8/3/2022		0.03
2/8/2023		0.024

# Prediction Limit

Constituent: Beryllium (mg/L) Analysis Run 3/7/2023 10:57 AM View: Appendix I - Intrawell  
Plant McIntosh Client: Southern Company Data: McIntosh LF4 CCR

	GWA-13	GWA-13
12/7/2015	<0.0025	
12/15/2015	<0.0025	
1/13/2016	<0.0025	
1/25/2016	<0.0025	
4/20/2016	<0.0025	
6/14/2016	7.1E-05 (J)	
8/9/2016	<0.0025	
9/27/2016	<0.0025	
11/15/2016	<0.0025	
1/12/2017	<0.0025	
2/28/2017	<0.0025	
4/20/2017	<0.0025	
7/18/2017	<0.0025	
1/10/2018	<0.0025	
7/11/2018	<0.0025	
1/29/2019	<0.0025	
3/26/2019	<0.0025	
9/10/2019	0.0008 (J)	
3/31/2020	<0.0025	
9/15/2020	<0.0025	
3/16/2021	0.0002 (J)	
8/18/2021	<0.0025	
2/22/2022		<0.0025
8/2/2022		<0.0025
2/6/2023		<0.0025

# Prediction Limit

Constituent: Beryllium (mg/L) Analysis Run 3/7/2023 10:57 AM View: Appendix I - IntraWell  
Plant McIntosh Client: Southern Company Data: McIntosh LF4 CCR

	GWA-14	GWA-14
12/7/2015	<0.0025	
12/15/2015	<0.0025	
12/29/2015	<0.0025	
1/13/2016	<0.0025	
1/25/2016	<0.0025	
4/20/2016	<0.0025	
6/14/2016	4.4E-05 (J)	
8/9/2016	<0.0025	
9/27/2016	<0.0025	
11/15/2016	<0.0025	
1/11/2017	<0.0025	
2/28/2017	<0.0025	
4/20/2017	<0.0025	
7/19/2017	<0.0025	
1/11/2018	<0.0025	
7/11/2018	<0.0025	
1/29/2019	<0.0025	
3/26/2019	<0.0025	
9/10/2019	0.00025 (J)	
4/1/2020	<0.0025	
9/15/2020	<0.0025	
3/16/2021	<0.0025	
8/17/2021	<0.0025	
2/22/2022		<0.0025
8/2/2022		<0.0025
2/7/2023		<0.0025

# Prediction Limit

Constituent: Beryllium (mg/L) Analysis Run 3/7/2023 10:57 AM View: Appendix I - IntraWell  
Plant McIntosh Client: Southern Company Data: McIntosh LF4 CCR

	GWA-15	GWA-15
12/7/2015	<0.0025	
12/15/2015	<0.0025	
12/28/2015	<0.0025	
1/13/2016	<0.0025	
1/25/2016	<0.0025	
4/21/2016	<0.0025	
6/15/2016	3.8E-05 (J)	
8/9/2016	<0.0025	
9/27/2016	<0.0025	
11/15/2016	<0.0025	
1/11/2017	<0.0025	
2/28/2017	<0.0025	
4/20/2017	<0.0025	
7/19/2017	<0.0025	
1/11/2018	<0.0025	
7/11/2018	<0.0025	
1/29/2019	<0.0025	
3/26/2019	<0.0025	
9/11/2019	<0.0025	
4/1/2020	<0.0025	
9/15/2020	<0.0025	
3/17/2021	<0.0025	
8/19/2021	<0.0025	
2/22/2022		<0.0025
8/2/2022		<0.0025
2/7/2023		<0.0025



# Prediction Limit

Constituent: Beryllium (mg/L) Analysis Run 3/7/2023 10:57 AM View: Appendix I - IntraWell  
Plant McIntosh Client: Southern Company Data: McIntosh LF4 CCR

	GWA-16	GWA-16
12/7/2015	<0.0025	
12/14/2015	<0.0025	
12/28/2015	<0.0025	
1/13/2016	<0.0025	
1/25/2016	<0.0025	
4/20/2016	<0.0025	
6/15/2016	0.00011 (J)	
8/9/2016	<0.0025	
9/27/2016	<0.0025	
11/15/2016	<0.0025	
1/11/2017	<0.0025	
3/1/2017	<0.0025	
4/20/2017	<0.0025	
7/19/2017	<0.0025	
1/11/2018	<0.0025	
7/11/2018	<0.0025	
1/29/2019	<0.0025	
3/26/2019	<0.0025	
9/10/2019	0.00036 (J)	
4/1/2020	<0.0025	
9/15/2020	<0.0025	
3/16/2021	<0.0025	
8/17/2021	<0.0025	
2/22/2022		<0.0025
8/2/2022		<0.0025
2/7/2023		<0.0025

# Prediction Limit

Constituent: Beryllium (mg/L) Analysis Run 3/7/2023 10:57 AM View: Appendix I - IntraWell  
Plant McIntosh Client: Southern Company Data: McIntosh LF4 CCR

	GWA-2	GWA-2
8/25/2004	<0.0025	
9/11/2004	<0.0025	
9/26/2004	<0.0025	
10/13/2004	<0.0025	
7/11/2005	<0.0025	
12/7/2005	<0.0025	
6/22/2006	<0.0025	
11/28/2006	<0.0025	
7/6/2007	<0.0025	
12/13/2007	<0.0025	
6/20/2008	<0.0025	
12/7/2008	<0.0025	
7/9/2009	<0.0025	
12/28/2009	<0.0025	
6/22/2010	<0.0025	
1/4/2011	<0.0025	
7/9/2011	<0.0025	
1/21/2012	<0.0025	
7/11/2012	<0.0025	
1/20/2013	<0.0025	
7/19/2013	<0.0025	
1/15/2014	0.00011 (J)	
7/11/2014	0.0001 (J)	
1/16/2015	<0.0025	
6/20/2015	<0.0025	
1/16/2016	<0.0025	
4/19/2016	<0.0025	
6/14/2016	6.5E-05 (J)	
8/9/2016	<0.0025	
9/26/2016	<0.0025	
11/15/2016	<0.0025	
1/10/2017	<0.0025	
2/28/2017	<0.0025	
4/19/2017	<0.0025	
7/17/2017	<0.0025	
1/10/2018	<0.0025	
7/11/2018	<0.0025	
1/29/2019	6.3E-05 (J)	
3/27/2019	<0.0025	
9/11/2019	<0.0025	
4/1/2020	<0.0025	
9/15/2020	0.00024 (J)	
3/16/2021	<0.0025	
8/17/2021	0.00018 (J)	
2/22/2022		<0.0025
8/2/2022		<0.0025
2/7/2023		<0.0025

# Prediction Limit

Constituent: Beryllium (mg/L) Analysis Run 3/7/2023 10:57 AM View: Appendix I - IntraWell  
Plant McIntosh Client: Southern Company Data: McIntosh LF4 CCR

	GWA-3	GWA-3
8/25/2004	<0.0025	
9/11/2004	<0.0025	
9/26/2004	<0.0025	
10/13/2004	<0.0025	
7/11/2005	<0.0025	
12/7/2005	<0.0025	
6/22/2006	<0.0025	
11/28/2006	<0.0025	
7/6/2007	<0.0025	
12/13/2007	<0.0025	
6/20/2008	<0.0025	
12/7/2008	<0.0025	
7/9/2009	<0.0025	
12/28/2009	<0.0025	
6/22/2010	<0.0025	
1/5/2011	0.0018	
7/9/2011	<0.0025	
1/20/2012	<0.0025	
7/11/2012	<0.0025	
1/19/2013	<0.0025	
7/18/2013	<0.0025	
1/15/2014	<0.0025	
7/11/2014	<0.0025	
1/15/2015	<0.0025	
6/19/2015	<0.0025	
1/16/2016	<0.0025	
4/19/2016	<0.0025	
6/14/2016	3.2E-05 (J)	
8/9/2016	<0.0025	
9/27/2016	<0.0025	
11/14/2016	<0.0025	
1/10/2017	<0.0025	
2/28/2017	<0.0025	
4/19/2017	<0.0025	
7/18/2017	<0.0025	
1/10/2018	<0.0025	
7/11/2018	<0.0025	
1/29/2019	<0.0025	
3/27/2019	<0.0025	
9/11/2019	<0.0025	
4/1/2020	<0.0025	
9/15/2020	<0.0025	
3/16/2021	<0.0025	
8/17/2021	<0.0025	
2/22/2022		<0.0025
8/2/2022		<0.0025
2/7/2023		<0.0025

# Prediction Limit

Constituent: Beryllium (mg/L) Analysis Run 3/7/2023 10:57 AM View: Appendix I - IntraWell  
Plant McIntosh Client: Southern Company Data: McIntosh LF4 CCR

	GWA-4A	GWA-4A
8/25/2004	<0.0025	
9/11/2004	<0.0025	
9/26/2004	<0.0025	
10/13/2004	<0.0025	
7/11/2005	<0.0025	
12/7/2005	<0.0025	
6/22/2006	<0.0025	
11/28/2006	<0.0025	
7/6/2007	<0.0025	
12/13/2007	<0.0025	
6/20/2008	<0.0025	
12/7/2008	<0.0025	
7/9/2009	<0.0025	
12/30/2009	<0.0025	
6/22/2010	<0.0025	
1/4/2011	<0.0025	
7/10/2011	<0.0025	
1/21/2012	<0.0025	
7/11/2012	<0.0025	
1/20/2013	<0.0025	
7/19/2013	<0.0025	
1/16/2014	<0.0025	
7/10/2014	0.0001 (J)	
1/16/2015	<0.0025	
6/20/2015	<0.0025	
1/14/2016	<0.0025	
4/20/2016	<0.0025	
6/14/2016	8.7E-05 (J)	
8/11/2016	<0.0025	
9/27/2016	<0.0025	
11/14/2016	<0.0025	
1/10/2017	<0.0025	
2/28/2017	<0.0025	
4/20/2017	<0.0025	
7/18/2017	<0.0025	
1/10/2018	<0.0025	
7/11/2018	<0.0025	
1/29/2019	0.00011 (J)	
3/26/2019	<0.0025	
9/10/2019	0.0006 (J)	
3/31/2020	<0.0025	
9/16/2020	<0.0025	
3/17/2021	<0.0025	
8/19/2021	<0.0025	
2/23/2022		<0.0025
8/3/2022		<0.0025
2/7/2023		<0.0025

# Prediction Limit

Constituent: Beryllium (mg/L) Analysis Run 3/7/2023 10:57 AM View: Appendix I - IntraWell  
Plant McIntosh Client: Southern Company Data: McIntosh LF4 CCR

	GWA-5	GWA-5
8/25/2004	<0.0025	
9/11/2004	<0.0025	
9/26/2004	<0.0025	
10/13/2004	<0.0025	
7/11/2005	0.0011	
12/7/2005	<0.0025	
6/22/2006	<0.0025	
11/28/2006	<0.0025	
7/6/2007	<0.0025	
12/13/2007	<0.0025	
6/20/2008	<0.0025	
12/7/2008	<0.0025	
7/9/2009	<0.0025	
12/29/2009	<0.0025	
6/22/2010	<0.0025	
1/4/2011	<0.0025	
7/9/2011	<0.0025	
1/21/2012	<0.0025	
7/11/2012	<0.0025	
1/19/2013	<0.0025	
7/18/2013	<0.0025	
1/15/2014	<0.0025	
7/10/2014	<0.0025	
1/15/2015	<0.0025	
6/19/2015	0.00013 (J)	
1/14/2016	<0.0025	
4/20/2016	<0.0025	
6/14/2016	5.4E-05 (J)	
8/9/2016	<0.0025	
9/27/2016	<0.0025	
11/15/2016	<0.0025	
1/11/2017	<0.0025	
1/19/2017	<0.0025	
1/24/2017	<0.0025	
2/28/2017	<0.0025	
4/20/2017	<0.0025	
7/18/2017	<0.0025	
1/10/2018	<0.0025	
7/11/2018	<0.0025	
1/29/2019	<0.0025	
3/26/2019	<0.0025	
9/10/2019	<0.0025	
3/31/2020	<0.0025	
9/15/2020	<0.0025	
3/17/2021	<0.0025	
8/19/2021	<0.0025	
2/22/2022		<0.0025
8/2/2022		<0.0025
2/7/2023		<0.0025

# Prediction Limit

Constituent: Beryllium (mg/L) Analysis Run 3/7/2023 10:57 AM View: Appendix I - Intrawell  
Plant McIntosh Client: Southern Company Data: McIntosh LF4 CCR

	GWC-1	GWC-1
8/25/2004	<0.0025	
9/11/2004	<0.0025	
9/26/2004	<0.0025	
7/11/2005	<0.0025	
12/7/2005	<0.0025	
6/22/2006	<0.0025	
11/28/2006	<0.0025	
7/6/2007	<0.0025	
12/13/2007	<0.0025	
6/20/2008	<0.0025	
12/7/2008	<0.0025	
7/9/2009	<0.0025	
12/28/2009	<0.0025	
6/22/2010	<0.0025	
1/4/2011	<0.0025	
7/9/2011	<0.0025	
1/21/2012	<0.0025	
7/11/2012	<0.0025	
1/20/2013	<0.0025	
7/19/2013	<0.0025	
1/15/2014	0.00016 (J)	
7/11/2014	0.00018 (J)	
1/16/2015	0.00016 (J)	
6/20/2015	0.00017 (J)	
1/16/2016	8E-05 (J)	
4/20/2016	<0.0025	
6/15/2016	0.00012 (J)	
8/10/2016	<0.0025	
9/27/2016	<0.0025	
11/15/2016	<0.0025	
1/12/2017	<0.0025	
1/23/2017	<0.0025	
3/1/2017	<0.0025	
4/20/2017	<0.0025	
7/19/2017	<0.0025	
1/11/2018	<0.0025	
7/12/2018	<0.0025	
1/30/2019	<0.0025	
3/27/2019	<0.0025	
9/11/2019	0.00021 (J)	
4/1/2020	<0.0025	
9/15/2020	<0.0025	
3/16/2021	0.00022 (J)	
8/18/2021	0.00018 (J)	
2/23/2022		<0.0025
8/3/2022		<0.0025
2/7/2023		<0.0025

# Prediction Limit

Constituent: Beryllium (mg/L) Analysis Run 3/7/2023 10:57 AM View: Appendix I - IntraWell

Plant McIntosh Client: Southern Company Data: McIntosh LF4 CCR

	GWC-10	GWC-10
8/25/2004	<0.0025	
9/11/2004	<0.0025	
9/26/2004	<0.0025	
10/13/2004	<0.0025	
7/11/2005	<0.0025	
12/7/2005	<0.0025	
6/22/2006	<0.0025	
11/28/2006	<0.0025	
7/6/2007	<0.0025	
12/13/2007	<0.0025	
6/20/2008	<0.0025	
12/7/2008	<0.0025	
7/10/2009	<0.0025	
12/29/2009	<0.0025	
6/22/2010	<0.0025	
1/4/2011	<0.0025	
7/10/2011	<0.0025	
1/21/2012	<0.0025	
7/11/2012	<0.0025	
1/20/2013	<0.0025	
7/19/2013	<0.0025	
1/16/2014	<0.0025	
7/10/2014	<0.0025	
1/16/2015	<0.0025	
6/20/2015	0.00013 (J)	
1/16/2016	<0.0025	
4/21/2016	<0.0025	
6/16/2016	8.5E-05 (J)	
8/10/2016	<0.0025	
9/27/2016	<0.0025	
11/15/2016	<0.0025	
1/12/2017	<0.0025	
3/1/2017	<0.0025	
4/24/2017	<0.0025	
7/24/2017	<0.0025	
1/11/2018	<0.0025	
7/12/2018	<0.0025	
1/30/2019	<0.0025	
3/27/2019	<0.0025	
9/11/2019	<0.0025	
4/1/2020	<0.0025	
9/15/2020	<0.0025	
3/16/2021	0.00033 (J)	
8/18/2021	<0.0025	
2/23/2022		<0.0025
8/3/2022		<0.0025
2/8/2023		<0.0025

# Prediction Limit

Constituent: Beryllium (mg/L) Analysis Run 3/7/2023 10:57 AM View: Appendix I - Intrawell  
Plant McIntosh Client: Southern Company Data: McIntosh LF4 CCR

	GWC-11	GWC-11
8/25/2004	<0.0025	
9/11/2004	<0.0025	
9/26/2004	<0.0025	
10/13/2004	<0.0025	
7/11/2005	<0.0025	
12/7/2005	<0.0025	
6/22/2006	<0.0025	
11/28/2006	<0.0025	
7/6/2007	<0.0025	
12/13/2007	<0.0025	
6/20/2008	<0.0025	
12/7/2008	<0.0025	
7/10/2009	<0.0025	
12/29/2009	<0.0025	
6/22/2010	<0.0025	
1/5/2011	<0.0025	
7/9/2011	<0.0025	
1/21/2012	<0.0025	
7/11/2012	<0.0025	
1/19/2013	<0.0025	
7/19/2013	<0.0025	
1/15/2014	<0.0025	
7/11/2014	<0.0025	
1/16/2015	<0.0025	
6/20/2015	<0.0025	
1/14/2016	<0.0025	
4/20/2016	<0.0025	
6/15/2016	<0.0025	
8/10/2016	<0.0025	
9/27/2016	<0.0025	
11/15/2016	<0.0025	
1/12/2017	<0.0025	
3/1/2017	<0.0025	
4/24/2017	<0.0025	
7/24/2017	<0.0025	
1/11/2018	<0.0025	
7/12/2018	<0.0025	
1/30/2019	<0.0025	
3/27/2019	<0.0025	
9/11/2019	<0.0025	
4/2/2020	0.00023 (J)	
9/15/2020	<0.0025	
3/17/2021	0.00048 (J)	
8/18/2021	<0.0025	
2/23/2022		<0.0025
8/2/2022		<0.0025
2/8/2023		<0.0025



# Prediction Limit

Constituent: Beryllium (mg/L) Analysis Run 3/7/2023 10:57 AM View: Appendix I - Intrawell

Plant McIntosh Client: Southern Company Data: McIntosh LF4 CCR

	GWC-12	GWC-12
8/25/2004	<0.0025	
9/11/2004	<0.0025	
9/26/2004	<0.0025	
10/13/2004	<0.0025	
7/11/2005	<0.0025	
12/7/2005	<0.0025	
6/22/2006	<0.0025	
11/28/2006	<0.0025	
7/6/2007	<0.0025	
12/13/2007	<0.0025	
6/20/2008	<0.0025	
12/7/2008	<0.0025	
7/10/2009	<0.0025	
12/28/2009	<0.0025	
6/22/2010	<0.0025	
1/4/2011	<0.0025	
7/9/2011	<0.0025	
1/20/2012	<0.0025	
7/11/2012	<0.0025	
1/19/2013	<0.0025	
7/18/2013	<0.0025	
1/15/2014	0.00017 (J)	
7/11/2014	0.00024 (J)	
1/15/2015	0.00015 (J)	
6/19/2015	0.00016 (J)	
1/16/2016	0.00014 (J)	
4/20/2016	<0.0025	
6/15/2016	0.00014 (J)	
8/10/2016	<0.0025	
9/27/2016	<0.0025	
11/15/2016	<0.0025	
1/12/2017	<0.0025	
3/1/2017	<0.0025	
4/20/2017	<0.0025	
7/20/2017	<0.0025	
1/11/2018	<0.0025	
7/12/2018	<0.0025	
1/30/2019	<0.0025	
3/27/2019	<0.0025	
9/11/2019	0.00022 (J)	
4/1/2020	<0.0025	
9/16/2020	<0.0025	
3/16/2021	0.00037 (J)	
8/18/2021	<0.0025	
2/23/2022		<0.0025
8/3/2022		0.00027 (J)
2/7/2023		<0.0025

# Prediction Limit

Constituent: Beryllium (mg/L) Analysis Run 3/7/2023 10:57 AM View: Appendix I - IntraWell  
Plant McIntosh Client: Southern Company Data: McIntosh LF4 CCR

	GWC-17	GWC-17
12/8/2015	0.00046 (J)	
12/14/2015	0.00052 (J)	
12/28/2015	0.00057 (J)	
1/13/2016	0.00056 (J)	
1/26/2016	0.00057 (J)	
4/20/2016	<0.003 (o)	
6/15/2016	0.00056 (J)	
8/9/2016	0.00054 (J)	
9/27/2016	0.00056 (J)	
11/15/2016	0.00047 (J)	
1/11/2017	0.00066 (J)	
3/1/2017	0.00066 (J)	
4/20/2017	0.00055 (J)	
7/19/2017	0.00061 (J)	
1/11/2018	0.00064 (J)	
7/11/2018	0.00065 (J)	
1/29/2019	0.00062 (J)	
3/27/2019	0.00062	
9/11/2019	0.001	
4/1/2020	0.00058 (J)	
9/15/2020	0.00063 (J)	
3/16/2021	0.00062 (J)	
8/19/2021	0.00057 (J)	
2/22/2022		0.00078 (J)
8/2/2022		0.00057 (J)
2/8/2023		0.00071 (J)

# Prediction Limit

Constituent: Beryllium (mg/L) Analysis Run 3/7/2023 10:57 AM View: Appendix I - Intrawell  
Plant McIntosh Client: Southern Company Data: McIntosh LF4 CCR

	GWC-18	GWC-18
12/8/2015	<0.0025	
12/14/2015	<0.0025	
12/28/2015	<0.0025	
1/14/2016	<0.0025	
1/26/2016	<0.0025	
4/19/2016	<0.0025	
6/16/2016	<0.0025	
8/11/2016	<0.0025	
9/28/2016	<0.0025	
11/16/2016	<0.0025	
1/11/2017	<0.0025	
3/1/2017	<0.0025	
4/25/2017	<0.0025	
7/25/2017	<0.0025	
1/12/2018	<0.0025	
7/11/2018	<0.0025	
1/30/2019	<0.0025	
3/27/2019	<0.0025	
9/11/2019	0.00026 (J)	
4/1/2020	<0.0025	
9/15/2020	<0.0025	
3/17/2021	<0.0025	
8/19/2021	<0.0025	
2/23/2022		<0.0025
8/2/2022		<0.0025
2/7/2023		<0.0025

# Prediction Limit

Constituent: Beryllium (mg/L) Analysis Run 3/7/2023 10:57 AM View: Appendix I - Intrawell  
Plant McIntosh Client: Southern Company Data: McIntosh LF4 CCR

	GWC-19	GWC-19
12/8/2015	0.00018 (J)	
12/15/2015	0.00014 (J)	
12/28/2015	9E-05 (J)	
1/14/2016	0.0001 (J)	
1/26/2016	0.00011 (J)	
4/19/2016	<0.0025	
6/16/2016	0.00011 (J)	
8/10/2016	<0.0025	
9/28/2016	<0.0025	
11/15/2016	<0.0025	
1/16/2017	<0.0025	
3/1/2017	<0.0025	
4/25/2017	<0.0025	
7/25/2017	<0.0025	
1/12/2018	<0.0025	
7/11/2018	<0.0025	
1/29/2019	0.00023 (J)	
3/27/2019	<0.0025	
9/11/2019	0.00058 (J)	
4/1/2020	<0.0025	
9/16/2020	0.00022 (J)	
3/16/2021	0.00024 (J)	
8/19/2021	<0.0025	
2/23/2022		0.00031 (J)
8/3/2022		<0.0025
2/8/2023		0.00022 (J)

# Prediction Limit

Constituent: Beryllium (mg/L) Analysis Run 3/7/2023 10:57 AM View: Appendix I - Intrawell  
Plant McIntosh Client: Southern Company Data: McIntosh LF4 CCR

	GWC-20	GWC-20
12/9/2015	0.00026 (J)	
12/14/2015	0.00032 (J)	
12/29/2015	0.00043 (J)	
1/14/2016	0.00032 (J)	
1/25/2016	0.00038 (J)	
4/21/2016	<0.0025	
6/16/2016	0.00032 (J)	
8/10/2016	<0.0025	
9/27/2016	<0.0025	
11/15/2016	<0.0025	
1/13/2017	<0.0025	
3/1/2017	<0.0025	
4/25/2017	<0.0025	
7/25/2017	<0.0025	
1/12/2018	<0.0025	
7/11/2018	<0.0025	
1/29/2019	0.00016 (J)	
3/27/2019	<0.0025	
9/11/2019	0.00052 (J)	
4/1/2020	<0.0025	
9/15/2020	0.00025 (J)	
3/16/2021	0.00022 (J)	
8/19/2021	<0.0025	
2/22/2022		<0.0025
8/3/2022		0.00031 (J)
2/8/2023		<0.0025

# Prediction Limit

Constituent: Beryllium (mg/L) Analysis Run 3/7/2023 10:57 AM View: Appendix I - Intrawell  
Plant McIntosh Client: Southern Company Data: McIntosh LF4 CCR

	GWC-21	GWC-21
12/9/2015	<0.0025	
12/14/2015	<0.0025	
12/29/2015	<0.0025	
1/14/2016	<0.0025	
1/25/2016	<0.0025	
4/21/2016	<0.0025	
6/16/2016	<0.0025	
8/10/2016	<0.0025	
9/27/2016	0.00064 (J)	
11/15/2016	<0.0025	
1/12/2017	<0.0025	
3/1/2017	<0.0025	
4/24/2017	<0.0025	
7/25/2017	<0.0025	
1/11/2018	<0.0025	
7/11/2018	<0.0025	
1/30/2019	<0.0025	
3/27/2019	<0.0025	
9/11/2019	0.00054 (J)	
4/1/2020	<0.0025	
9/15/2020	<0.0025	
3/17/2021	<0.0025	
8/19/2021	<0.0025	
2/23/2022		<0.0025
8/4/2022		<0.0025
2/8/2023		<0.0025

# Prediction Limit

Constituent: Beryllium (mg/L) Analysis Run 3/7/2023 10:57 AM View: Appendix I - Intrawell  
Plant McIntosh Client: Southern Company Data: McIntosh LF4 CCR

---

	GWC-23	GWC-23
6/16/2016	<0.0025	
8/10/2016	<0.0025	
9/28/2016	<0.0025	
11/16/2016	<0.0025	
1/17/2017	<0.0025	
3/2/2017	<0.0025	
4/25/2017	<0.0025	
7/13/2017	<0.0025	
7/25/2017	<0.0025	
1/12/2018	<0.0025	
7/12/2018	<0.0025	
1/30/2019	<0.0025	
3/27/2019	<0.0025	
9/11/2019	0.00026 (J)	
4/1/2020	<0.0025	
9/15/2020	<0.0025	
3/17/2021	0.00018 (J)	
8/19/2021	<0.0025	
2/23/2022		<0.0025
8/4/2022		<0.0025
2/8/2023		<0.0025

# Prediction Limit

Constituent: Beryllium (mg/L) Analysis Run 3/7/2023 10:57 AM View: Appendix I - IntraWell  
Plant McIntosh Client: Southern Company Data: McIntosh LF4 CCR

	GWC-9	GWC-9
8/25/2004	<0.0025	
9/11/2004	<0.0025	
9/26/2004	<0.0025	
10/13/2004	<0.0025	
7/11/2005	<0.0025	
12/7/2005	<0.0025	
6/22/2006	<0.0025	
11/28/2006	<0.0025	
7/6/2007	<0.0025	
12/13/2007	<0.0025	
6/20/2008	<0.0025	
12/7/2008	<0.0025	
7/9/2009	<0.0025	
12/29/2009	<0.0025	
6/22/2010	<0.0025	
1/5/2011	<0.0025	
7/9/2011	<0.0025	
1/21/2012	<0.0025	
7/11/2012	<0.0025	
1/19/2013	<0.0025	
7/18/2013	<0.0025	
1/15/2014	<0.0025	
7/10/2014	0.0001 (J)	
1/16/2015	<0.0025	
6/20/2015	<0.0025	
1/14/2016	<0.0025	
4/19/2016	<0.0025	
6/15/2016	7.7E-05 (J)	
8/10/2016	<0.0025	
9/27/2016	<0.0025	
11/15/2016	<0.0025	
1/13/2017	<0.0025	
3/1/2017	<0.0025	
4/24/2017	<0.0025	
7/24/2017	<0.0025	
1/12/2018	<0.0025	
7/12/2018	<0.0025	
1/30/2019	<0.0025	
3/27/2019	<0.0025	
9/11/2019	0.00021 (J)	
4/1/2020	<0.0025	
9/16/2020	<0.0025	
3/17/2021	0.00024 (J)	
8/19/2021	<0.0025	
2/23/2022		<0.0025
8/3/2022		<0.0025
2/8/2023		<0.0025



# Prediction Limit

Constituent: Cadmium (mg/L) Analysis Run 3/7/2023 10:57 AM View: Appendix I - Intravel  
Plant McIntosh Client: Southern Company Data: McIntosh LF4 CCR

	GWA-13	GWA-13
12/7/2015	<0.0025	
12/15/2015	<0.0025	
12/29/2015	<0.0025	
1/13/2016	<0.0025	
1/25/2016	<0.0025	
4/20/2016	<0.0025	
6/14/2016	0.001	
8/9/2016	<0.0025	
9/27/2016	<0.0025	
11/15/2016	<0.0025	
1/12/2017	<0.0025	
2/28/2017	<0.0025	
4/20/2017	<0.0025	
7/18/2017	<0.0025	
1/10/2018	<0.0025	
7/11/2018	<0.0025	
1/29/2019	<0.0025	
3/26/2019	<0.0025	
9/10/2019	0.00035 (J)	
3/31/2020	<0.0025	
9/15/2020	<0.0025	
3/16/2021	<0.0025	
8/18/2021	<0.0025	
2/22/2022		<0.0025
8/2/2022		<0.0025
2/6/2023		<0.0025

# Prediction Limit

Constituent: Cadmium (mg/L) Analysis Run 3/7/2023 10:57 AM View: Appendix I - Intravel  
Plant McIntosh Client: Southern Company Data: McIntosh LF4 CCR

	GWA-14	GWA-14
12/7/2015	<0.0025	
12/15/2015	<0.0025	
12/29/2015	<0.0025	
1/13/2016	<0.0025	
1/25/2016	<0.0025	
4/20/2016	<0.0025	
6/14/2016	6.2E-05 (J)	
8/9/2016	<0.0025	
9/27/2016	<0.0025	
11/15/2016	<0.0025	
1/11/2017	<0.0025	
2/28/2017	<0.0025	
4/20/2017	<0.0025	
7/19/2017	<0.0025	
1/11/2018	<0.0025	
7/11/2018	<0.0025	
1/29/2019	<0.0025	
3/26/2019	<0.0025	
9/10/2019	<0.0025	
4/1/2020	<0.0025	
9/15/2020	<0.0025	
3/16/2021	<0.0025	
8/17/2021	0.00036 (J)	
2/22/2022		<0.0025
8/2/2022		<0.0025
2/7/2023		<0.0025

# Prediction Limit

Constituent: Cadmium (mg/L) Analysis Run 3/7/2023 10:57 AM View: Appendix I - Intravel  
Plant McIntosh Client: Southern Company Data: McIntosh LF4 CCR

	GWA-16	GWA-16
12/7/2015	<0.0025	
12/14/2015	<0.0025	
12/28/2015	<0.0025	
1/13/2016	<0.0025	
1/25/2016	<0.0025	
4/20/2016	<0.0025	
6/15/2016	<0.0025	
8/9/2016	<0.0025	
9/27/2016	<0.0025	
11/15/2016	<0.0025	
1/11/2017	<0.0025	
3/1/2017	<0.0025	
4/20/2017	<0.0025	
7/19/2017	<0.0025	
1/11/2018	<0.0025	
7/11/2018	<0.0025	
1/29/2019	<0.0025	
3/26/2019	<0.0025	
9/10/2019	0.00015 (J)	
4/1/2020	<0.0025	
9/15/2020	<0.0025	
3/16/2021	<0.0025	
8/17/2021	<0.0025	
2/22/2022		<0.0025
8/2/2022		<0.0025
2/7/2023		<0.0025

# Prediction Limit

Constituent: Cadmium (mg/L) Analysis Run 3/7/2023 10:57 AM View: Appendix I - Intrawell  
Plant McIntosh Client: Southern Company Data: McIntosh LF4 CCR

	GWA-4A	GWA-4A
8/25/2004	<0.0025	
9/11/2004	<0.0025	
9/26/2004	<0.0025	
10/13/2004	<0.0025	
7/11/2005	<0.0025	
12/7/2005	<0.0025	
6/22/2006	<0.0025	
11/28/2006	<0.0025	
7/6/2007	<0.0025	
12/13/2007	<0.0025	
6/20/2008	<0.0025	
12/7/2008	<0.0025	
7/9/2009	<0.0025	
12/30/2009	<0.0025	
6/22/2010	<0.0025	
1/4/2011	<0.0025	
7/10/2011	<0.0025	
1/21/2012	<0.0025	
7/11/2012	<0.0025	
1/20/2013	<0.0025	
7/19/2013	<0.0025	
1/16/2014	<0.0025	
7/10/2014	<0.0025	
1/16/2015	<0.0025	
6/20/2015	<0.0025	
1/14/2016	<0.0025	
4/20/2016	0.000111 (J)	
6/14/2016	0.00013 (J)	
8/11/2016	<0.0025	
9/27/2016	<0.0025	
11/14/2016	<0.0025	
1/10/2017	<0.0025	
2/28/2017	<0.0025	
4/20/2017	<0.0025	
7/18/2017	<0.0025	
1/10/2018	<0.0025	
7/11/2018	<0.0025	
1/29/2019	<0.0025	
3/26/2019	<0.0025	
9/10/2019	0.00019 (J)	
3/31/2020	<0.0025	
9/16/2020	<0.0025	
3/17/2021	<0.0025	
8/19/2021	<0.0025	
2/23/2022		0.00024 (J)
8/3/2022		<0.0025
2/7/2023		<0.0025

# Prediction Limit

Constituent: Cadmium (mg/L) Analysis Run 3/7/2023 10:57 AM View: Appendix I - IntraWell  
Plant McIntosh Client: Southern Company Data: McIntosh LF4 CCR

	GWC-1	GWC-1
8/25/2004	<0.0025	
9/11/2004	<0.0025	
9/26/2004	<0.0025	
7/11/2005	<0.0025	
12/7/2005	<0.0025	
6/22/2006	<0.0025	
11/28/2006	<0.0025	
7/6/2007	<0.0025	
12/13/2007	<0.0025	
6/20/2008	<0.0025	
12/7/2008	<0.0025	
7/9/2009	<0.0025	
12/28/2009	<0.0025	
6/22/2010	<0.0025	
1/4/2011	<0.0025	
7/9/2011	<0.0025	
1/21/2012	<0.0025	
7/11/2012	<0.0025	
1/20/2013	<0.0025	
7/19/2013	<0.0025	
1/15/2014	<0.0025	
7/11/2014	<0.0025	
1/16/2015	<0.0025	
6/20/2015	<0.0025	
1/16/2016	<0.0025	
4/20/2016	<0.0025	
6/15/2016	<0.0025	
8/10/2016	<0.0025	
9/27/2016	<0.0025	
11/15/2016	<0.0025	
1/12/2017	<0.0025	
1/23/2017	<0.0025	
3/1/2017	<0.0025	
4/20/2017	<0.0025	
7/19/2017	<0.0025	
1/11/2018	<0.0025	
7/12/2018	<0.0025	
1/30/2019	<0.0025	
3/27/2019	<0.0025	
9/11/2019	<0.0025	
4/1/2020	<0.0025	
9/15/2020	<0.0025	
3/16/2021	<0.0025	
8/18/2021	<0.0025	
2/23/2022		<0.0025
8/3/2022		0.0001 (J)
2/7/2023		<0.0025

# Prediction Limit

Constituent: Cadmium (mg/L) Analysis Run 3/7/2023 10:57 AM View: Appendix I - Intravel  
Plant McIntosh Client: Southern Company Data: McIntosh LF4 CCR

---

	GWC-17	GWC-17
12/8/2015	0.00049 (J)	
12/14/2015	0.00053 (J)	
12/28/2015	0.00061 (J)	
1/13/2016	0.00063 (J)	
1/26/2016	0.00072 (J)	
4/20/2016	0.000633 (J)	
6/15/2016	0.00055 (J)	
8/9/2016	0.00046 (J)	
9/27/2016	0.00071 (J)	
11/15/2016	0.00056 (J)	
1/11/2017	0.0007 (J)	
3/1/2017	0.00063 (J)	
4/20/2017	0.00055 (J)	
7/19/2017	0.00072 (J)	
1/11/2018	0.00062 (J)	
7/11/2018	0.0004 (J)	
1/29/2019	0.00062 (J)	
3/27/2019	0.00041	
9/11/2019	0.00064 (J)	
4/1/2020	0.00048 (J)	
9/15/2020	0.00046 (J)	
3/16/2021	0.00057 (J)	
8/19/2021	0.00057 (J)	
2/22/2022		0.00064 (J)
8/2/2022		0.00057 (J)
2/8/2023		0.00058 (J)

# Prediction Limit

Constituent: Cadmium (mg/L) Analysis Run 3/7/2023 10:57 AM View: Appendix I - Intravel  
Plant McIntosh Client: Southern Company Data: McIntosh LF4 CCR

	GWC-18	GWC-18
12/8/2015	<0.0025	
12/14/2015	<0.0025	
12/28/2015	<0.0025	
1/14/2016	<0.0025	
1/26/2016	<0.0025	
4/19/2016	<0.0025	
6/16/2016	8.5E-05 (J)	
8/11/2016	<0.0025	
9/28/2016	<0.0025	
11/16/2016	<0.0025	
1/11/2017	<0.0025	
3/1/2017	<0.0025	
4/25/2017	<0.0025	
7/25/2017	<0.0025	
1/12/2018	<0.0025	
7/11/2018	<0.0025	
1/30/2019	<0.0025	
3/27/2019	<0.0025	
9/11/2019	<0.0025	
4/1/2020	<0.0025	
9/15/2020	<0.0025	
3/17/2021	<0.0025	
8/19/2021	<0.0025	
2/23/2022		<0.0025
8/2/2022		<0.0025
2/7/2023		<0.0025

# Prediction Limit

Constituent: Cadmium (mg/L) Analysis Run 3/7/2023 10:57 AM View: Appendix I - IntraWell  
Plant McIntosh Client: Southern Company Data: McIntosh LF4 CCR

	GWC-19	GWC-19
12/8/2015	<0.0025	
12/15/2015	<0.0025	
12/28/2015	<0.0025	
1/14/2016	<0.0025	
1/26/2016	<0.0025	
4/19/2016	0.00017 (J)	
6/16/2016	0.00018 (J)	
8/10/2016	<0.0025	
9/28/2016	<0.0025	
11/15/2016	<0.0025	
1/16/2017	<0.0025	
3/1/2017	<0.0025	
4/25/2017	<0.0025	
7/25/2017	<0.0025	
1/12/2018	<0.0025	
7/11/2018	<0.0025	
1/29/2019	0.0002 (J)	
3/27/2019	<0.0025	
9/11/2019	0.00031 (J)	
4/1/2020	<0.0025	
9/16/2020	<0.0025	
3/16/2021	<0.0025	
8/19/2021	<0.0025	
2/23/2022		<0.0025
8/3/2022		0.00016 (J)
2/8/2023		0.00018 (J)



# Prediction Limit

Constituent: Cadmium (mg/L) Analysis Run 3/7/2023 10:57 AM View: Appendix I - Intravel  
Plant McIntosh Client: Southern Company Data: McIntosh LF4 CCR

	GWC-20	GWC-20
12/9/2015	<0.0025	
12/14/2015	0.00031 (J)	
12/29/2015	0.00075 (J)	
1/14/2016	0.00039 (J)	
1/25/2016	0.00078 (J)	
4/21/2016	0.00052 (J)	
6/16/2016	0.00044 (J)	
8/10/2016	<0.0025	
9/27/2016	<0.0025	
11/15/2016	<0.0025	
1/13/2017	0.00036 (J)	
3/1/2017	<0.0025	
4/25/2017	<0.0025	
7/25/2017	<0.0025	
1/12/2018	<0.0025	
7/11/2018	<0.0025	
1/29/2019	0.00016 (J)	
3/27/2019	<0.0025	
9/11/2019	0.00029 (J)	
4/1/2020	<0.0025	
9/15/2020	<0.0025	
3/16/2021	<0.0025	
8/19/2021	<0.0025	
2/22/2022		<0.0025
8/3/2022		0.00016 (J)
2/8/2023		0.00011 (J)

# Prediction Limit

Constituent: Cadmium (mg/L) Analysis Run 3/7/2023 10:57 AM View: Appendix I - Intravel  
Plant McIntosh Client: Southern Company Data: McIntosh LF4 CCR

	GWC-21	GWC-21
12/9/2015	<0.0025	
12/14/2015	<0.0025	
12/29/2015	<0.0025	
1/14/2016	<0.0025	
1/25/2016	<0.0025	
4/21/2016	<0.0025	
6/16/2016	0.00012 (J)	
8/10/2016	<0.0025	
9/27/2016	0.00062 (J)	
11/15/2016	<0.0025	
1/12/2017	<0.0025	
3/1/2017	<0.0025	
4/24/2017	<0.0025	
7/25/2017	<0.0025	
1/11/2018	<0.0025	
7/11/2018	<0.0025	
1/30/2019	0.00014 (J)	
3/27/2019	<0.0025	
9/11/2019	0.00029 (J)	
4/1/2020	<0.0025	
9/15/2020	<0.0025	
3/17/2021	<0.0025	
8/19/2021	<0.0025	
2/23/2022		<0.0025
8/4/2022		0.00014 (J)
2/8/2023		<0.0025

# Prediction Limit

Constituent: Cadmium (mg/L) Analysis Run 3/7/2023 10:57 AM View: Appendix I - IntraWell  
Plant McIntosh Client: Southern Company Data: McIntosh LF4 CCR

---

	GWC-23	GWC-23
6/16/2016	<0.0025	
8/10/2016	<0.0025	
9/28/2016	<0.0025	
11/16/2016	<0.0025	
1/17/2017	<0.0025	
3/2/2017	<0.0025	
4/25/2017	<0.0025	
7/13/2017	<0.0025	
7/25/2017	<0.0025	
1/12/2018	<0.0025	
7/12/2018	<0.0025	
1/30/2019	0.00015 (J)	
3/27/2019	<0.0025	
9/11/2019	0.00018 (J)	
4/1/2020	<0.0025	
9/15/2020	<0.0025	
3/17/2021	<0.0025	
8/19/2021	<0.0025	
2/23/2022		<0.0025
8/4/2022		<0.0025
2/8/2023		0.00013 (J)

# Prediction Limit

Constituent: Cadmium (mg/L) Analysis Run 3/7/2023 10:57 AM View: Appendix I - Intrawell  
Plant McIntosh Client: Southern Company Data: McIntosh LF4 CCR

	GWC-9	GWC-9
8/25/2004	<0.0025	
9/11/2004	<0.0025	
9/26/2004	<0.0025	
10/13/2004	<0.0025	
7/11/2005	<0.0025	
12/7/2005	<0.0025	
6/22/2006	<0.0025	
11/28/2006	<0.0025	
7/6/2007	<0.0025	
12/13/2007	<0.0025	
6/20/2008	<0.0025	
12/7/2008	<0.0025	
7/9/2009	<0.0025	
12/29/2009	<0.0025	
6/22/2010	<0.0025	
1/5/2011	<0.0025	
7/9/2011	<0.0025	
1/21/2012	<0.0025	
7/11/2012	<0.0025	
1/19/2013	<0.0025	
7/18/2013	<0.0025	
1/15/2014	<0.0025	
7/10/2014	<0.0025	
1/16/2015	<0.0025	
6/20/2015	<0.0025	
1/14/2016	<0.0025	
4/19/2016	<0.0025	
6/15/2016	<0.0025	
8/10/2016	<0.0025	
9/27/2016	<0.0025	
11/15/2016	<0.0025	
1/13/2017	<0.0025	
3/1/2017	<0.0025	
4/24/2017	<0.0025	
7/24/2017	<0.0025	
1/12/2018	<0.0025	
7/12/2018	<0.0025	
1/30/2019	<0.0025	
3/27/2019	<0.0025	
9/11/2019	<0.0025	
4/1/2020	<0.0025	
9/16/2020	<0.0025	
3/17/2021	<0.0025	
8/19/2021	<0.0025	
2/23/2022		<0.0025
8/3/2022		0.00011 (J)
2/8/2023		9.5E-05 (J)

# Prediction Limit

Constituent: Chromium (mg/L) Analysis Run 3/7/2023 10:57 AM View: Appendix I - Intravel  
Plant McIntosh Client: Southern Company Data: McIntosh LF4 CCR

	GWA-13	GWA-13
12/7/2015	<0.002	
12/15/2015	<0.002	
12/29/2015	<0.002	
1/25/2016	<0.002	
4/20/2016	<0.01 (o)	
6/14/2016	0.0094 (J)	
8/9/2016	<0.002	
9/27/2016	<0.002	
11/15/2016	<0.002	
1/12/2017	<0.002	
2/28/2017	0.0049	
4/20/2017	0.0011 (J)	
7/18/2017	<0.002	
1/10/2018	<0.002	
7/11/2018	<0.002	
1/29/2019	0.0037 (J)	
3/26/2019	0.0014	
9/10/2019	0.0052	
3/31/2020	0.0019 (J)	
9/15/2020	<0.002	
3/16/2021	<0.002	
8/18/2021	<0.002	
2/22/2022		<0.002
8/2/2022		<0.002
2/6/2023		0.0025

# Prediction Limit

Constituent: Chromium (mg/L) Analysis Run 3/7/2023 10:57 AM View: Appendix I - Intravel  
Plant McIntosh Client: Southern Company Data: McIntosh LF4 CCR

	GWA-14	GWA-14
12/7/2015	<0.002	
12/15/2015	<0.002	
12/29/2015	<0.002	
1/25/2016	<0.002	
4/20/2016	<0.002	
6/14/2016	0.00086 (J)	
8/9/2016	<0.002	
9/27/2016	<0.002	
11/15/2016	<0.002	
1/11/2017	<0.002	
2/28/2017	0.0047	
4/20/2017	<0.002	
7/19/2017	<0.002	
1/11/2018	<0.002	
7/11/2018	<0.002	
1/29/2019	<0.002	
3/26/2019	<0.002	
9/10/2019	0.004	
4/1/2020	<0.002	
9/15/2020	<0.002	
3/16/2021	<0.002	
8/17/2021	<0.002	
2/22/2022		<0.002
8/2/2022		<0.002
2/7/2023		0.0021

# Prediction Limit

Constituent: Chromium (mg/L) Analysis Run 3/7/2023 10:57 AM View: Appendix I - Intravel  
Plant McIntosh Client: Southern Company Data: McIntosh LF4 CCR

	GWA-15	GWA-15
12/7/2015	<0.002	
12/15/2015	<0.002	
12/28/2015	<0.002	
1/25/2016	<0.002	
4/21/2016	<0.002	
6/15/2016	0.0008 (J)	
8/9/2016	<0.002	
9/27/2016	<0.002	
11/15/2016	<0.002	
1/11/2017	<0.002	
2/28/2017	0.0051	
4/20/2017	0.0012 (J)	
7/19/2017	0.0013 (J)	
1/11/2018	0.0011 (J)	
7/11/2018	<0.002	
1/29/2019	<0.002	
3/26/2019	0.0016	
9/11/2019	0.0038	
4/1/2020	0.0015 (J)	
9/15/2020	<0.002	
3/17/2021	<0.002	
8/19/2021	<0.002	
2/22/2022		<0.002
8/2/2022		<0.002
2/7/2023		0.0021

# Prediction Limit

Constituent: Chromium (mg/L) Analysis Run 3/7/2023 10:57 AM View: Appendix I - Intravel  
Plant McIntosh Client: Southern Company Data: McIntosh LF4 CCR

	GWA-16	GWA-16
12/7/2015	<0.002	
12/14/2015	<0.002	
12/28/2015	<0.002	
1/25/2016	<0.002	
4/20/2016	<0.002	
6/15/2016	0.00072 (J)	
8/9/2016	<0.002	
9/27/2016	<0.002	
11/15/2016	0.0011 (J)	
1/11/2017	0.0012 (J)	
3/1/2017	0.0052	
4/20/2017	0.0013 (J)	
7/19/2017	0.0015 (J)	
1/11/2018	0.0013 (J)	
7/11/2018	0.0012 (J)	
1/29/2019	<0.002	
3/26/2019	0.0015	
9/10/2019	0.004	
4/1/2020	0.024	
9/15/2020	0.0015 (J)	
3/16/2021	0.0017 (J)	
8/17/2021	0.0019 (J)	
2/22/2022		0.0015 (J)
8/2/2022		<0.002
2/7/2023		0.0025



# Prediction Limit

Constituent: Chromium (mg/L) Analysis Run 3/7/2023 10:57 AM View: Appendix I - Intrawell  
Plant McIntosh Client: Southern Company Data: McIntosh LF4 CCR

	GWA-2	GWA-2
8/25/2004	<0.0025	
9/11/2004	<0.0025	
9/26/2004	<0.0025	
10/13/2004	<0.0025	
7/11/2005	<0.0025	
12/7/2005	<0.0025	
6/22/2006	0.0024	
11/28/2006	0.0019	
7/6/2007	0.0021	
12/13/2007	0.0021	
6/20/2008	0.0017	
12/7/2008	0.0018	
7/9/2009	0.0015	
12/28/2009	0.002	
6/22/2010	0.0017	
1/4/2011	0.002	
7/9/2011	0.0027	
1/21/2012	<0.0025	
7/11/2012	0.0061 (O)	
1/20/2013	0.002	
7/19/2013	0.0021	
1/15/2014	0.0029	
7/11/2014	0.002	
1/16/2015	0.0026	
6/20/2015	0.002	
1/16/2016	0.0015	
4/19/2016	<0.0025	
6/14/2016	0.0017 (J)	
8/9/2016	0.0014 (J)	
9/26/2016	0.0016 (J)	
11/15/2016	0.0015 (J)	
1/10/2017	0.0015 (J)	
2/28/2017	0.0044	
4/19/2017	0.0011 (J)	
7/17/2017	0.0011 (J)	
1/10/2018	0.0014 (J)	
7/11/2018	0.0011 (J)	
1/29/2019	<0.0025	
3/27/2019	0.0016	
9/11/2019	0.004	
4/1/2020	0.0017 (J)	
9/15/2020	0.0015 (J)	
3/16/2021	0.0015 (J)	
8/17/2021	0.0016 (J)	
2/22/2022		0.0018 (J)
8/2/2022		0.0015 (J)
2/7/2023		0.0028

# Prediction Limit

Constituent: Chromium (mg/L) Analysis Run 3/7/2023 10:57 AM View: Appendix I - Intrawell  
Plant McIntosh Client: Southern Company Data: McIntosh LF4 CCR

	GWA-3	GWA-3
8/25/2004	<0.002	
9/11/2004	0.0024	
9/26/2004	<0.002	
10/13/2004	<0.002	
7/11/2005	<0.002	
12/7/2005	<0.002	
6/22/2006	0.0021	
11/28/2006	0.0023	
7/6/2007	0.0049	
12/13/2007	0.0013	
6/20/2008	0.0025	
12/7/2008	0.0034	
7/9/2009	<0.002	
12/28/2009	0.0021	
6/22/2010	0.0018	
1/5/2011	0.077 (O)	
7/9/2011	0.004	
1/20/2012	<0.002	
7/11/2012	<0.002	
1/19/2013	0.0013	
7/18/2013	0.0022	
1/15/2014	0.0019	
7/11/2014	0.0014	
1/15/2015	0.0011 (J)	
6/19/2015	0.0012 (J)	
1/16/2016	0.0014	
4/19/2016	<0.002	
6/14/2016	0.00085 (J)	
8/9/2016	<0.002	
9/27/2016	<0.002	
11/14/2016	0.0011 (J)	
1/10/2017	0.0012 (J)	
2/28/2017	0.004	
4/19/2017	0.0011 (J)	
7/18/2017	<0.002	
1/10/2018	0.0012 (J)	
7/11/2018	0.0011 (J)	
1/29/2019	<0.002	
3/27/2019	0.0014	
9/11/2019	0.0034	
4/1/2020	<0.002	
9/15/2020	<0.002	
3/16/2021	0.0015 (J)	
8/17/2021	0.0015 (J)	
2/22/2022		<0.002
8/2/2022		<0.002
2/7/2023		0.0019 (J)

# Prediction Limit

Constituent: Chromium (mg/L) Analysis Run 3/7/2023 10:57 AM View: Appendix I - Intrawell  
Plant McIntosh Client: Southern Company Data: McIntosh LF4 CCR

	GWA-4A	GWA-4A
8/25/2004	0.0022	
9/11/2004	<0.002	
9/26/2004	<0.002	
10/13/2004	<0.002	
7/11/2005	<0.002	
12/7/2005	<0.002	
6/22/2006	<0.002	
11/28/2006	<0.002	
7/6/2007	<0.002	
12/13/2007	<0.002	
6/20/2008	<0.002	
12/7/2008	<0.002	
7/9/2009	<0.002	
12/30/2009	0.0078	
6/22/2010	<0.002	
1/4/2011	0.0037	
7/10/2011	<0.002	
1/21/2012	<0.002	
7/11/2012	0.0096	
1/20/2013	0.0052	
7/19/2013	0.002	
1/16/2014	0.0061	
7/10/2014	<0.002	
1/16/2015	0.002	
6/20/2015	0.0011 (J)	
1/14/2016	0.0011 (J)	
4/20/2016	<0.002	
6/14/2016	0.0013 (J)	
8/11/2016	<0.002	
9/27/2016	<0.002	
11/14/2016	<0.002	
1/10/2017	<0.002	
2/28/2017	0.0048	
4/20/2017	<0.002	
7/18/2017	<0.002	
1/10/2018	<0.002	
7/11/2018	<0.002	
1/29/2019	<0.002	
3/26/2019	<0.002	
9/10/2019	0.0031	
3/31/2020	<0.002	
9/16/2020	<0.002	
3/17/2021	<0.002	
8/19/2021	<0.002	
2/23/2022		<0.002
8/3/2022		<0.002
2/7/2023		<0.002

# Prediction Limit

Constituent: Chromium (mg/L) Analysis Run 3/7/2023 10:57 AM View: Appendix I - Intrawell  
Plant McIntosh Client: Southern Company Data: McIntosh LF4 CCR

	GWA-5	GWA-5
8/25/2004	0.22 (O)	
9/11/2004	<0.002	
9/26/2004	<0.002	
10/13/2004	<0.002	
7/11/2005	0.0023	
12/7/2005	<0.002	
6/22/2006	<0.002	
11/28/2006	<0.002	
7/6/2007	<0.002	
12/13/2007	<0.002	
6/20/2008	<0.002	
12/7/2008	<0.002	
7/9/2009	<0.002	
12/29/2009	0.004	
6/22/2010	<0.002	
1/4/2011	0.0027	
7/9/2011	<0.002	
1/21/2012	<0.002	
7/11/2012	0.0038	
1/19/2013	0.002	
7/18/2013	0.0023	
1/15/2014	0.0012 (J)	
7/10/2014	0.0012 (J)	
1/15/2015	<0.002	
6/19/2015	0.0037	
1/14/2016	<0.002	
4/20/2016	<0.002	
6/14/2016	0.0011 (J)	
8/9/2016	<0.002	
9/27/2016	<0.002	
11/15/2016	<0.002	
1/11/2017	<0.002	
1/19/2017	0.002 (J)	
1/24/2017	<0.002	
2/28/2017	0.0054	
4/20/2017	0.0013 (J)	
7/18/2017	<0.002	
1/10/2018	<0.002	
7/11/2018	<0.002	
1/29/2019	<0.002	
3/26/2019	<0.002	
9/10/2019	0.0041	
3/31/2020	<0.002	
9/15/2020	<0.002	
3/17/2021	<0.002	
8/19/2021	<0.002	
2/22/2022		<0.002
8/2/2022		<0.002
2/7/2023		0.002

# Prediction Limit

Constituent: Chromium (mg/L) Analysis Run 3/7/2023 10:57 AM View: Appendix I - Intrawell  
Plant McIntosh Client: Southern Company Data: McIntosh LF4 CCR

	GWC-1	GWC-1
8/25/2004	<0.002	
9/11/2004	<0.002	
9/26/2004	<0.002	
7/11/2005	<0.002	
12/7/2005	0.0021	
6/22/2006	0.002	
11/28/2006	0.0024	
7/6/2007	0.0034	
12/13/2007	0.0029	
6/20/2008	0.002	
12/7/2008	0.072 (O)	
2/6/2009	0.0035	
7/9/2009	0.0017	
12/28/2009	<0.002	
6/22/2010	<0.002	
1/4/2011	0.0023	
7/9/2011	0.005	
1/21/2012	<0.002	
7/11/2012	0.0023	
1/20/2013	0.003	
7/19/2013	<0.002	
1/15/2014	0.002	
7/11/2014	0.0012 (J)	
1/16/2015	0.0011 (J)	
6/20/2015	0.0028	
1/16/2016	0.0013	
4/20/2016	<0.002	
6/15/2016	0.0011 (J)	
8/10/2016	0.0015 (J)	
9/27/2016	0.0018 (J)	
11/15/2016	0.0019 (J)	
1/12/2017	0.0012 (J)	
1/23/2017	<0.002	
3/1/2017	0.0049	
4/20/2017	<0.002	
7/19/2017	0.0017 (J)	
1/11/2018	<0.002	
7/12/2018	<0.002	
1/30/2019	<0.002	
3/27/2019	<0.002	
9/11/2019	0.0035	
4/1/2020	<0.002	
9/15/2020	<0.002	
3/16/2021	<0.002	
8/18/2021	0.0018 (J)	
2/23/2022		<0.002
8/3/2022		0.0015 (J)
2/7/2023		0.0024

# Prediction Limit

Constituent: Chromium (mg/L) Analysis Run 3/7/2023 10:57 AM View: Appendix I - Intrawell  
Plant McIntosh Client: Southern Company Data: McIntosh LF4 CCR

	GWC-10	GWC-10
8/25/2004	<0.0013	
9/11/2004	0.0027	
9/26/2004	<0.0013	
10/13/2004	<0.0013	
7/11/2005	0.0036	
12/7/2005	0.0042	
6/22/2006	0.0045	
11/28/2006	0.0017	
7/6/2007	<0.0013	
12/13/2007	<0.0013	
6/20/2008	<0.0013	
12/7/2008	<0.0013	
7/10/2009	0.0021	
12/29/2009	0.0023	
6/22/2010	0.0051	
1/4/2011	0.0026	
7/10/2011	<0.0013	
1/21/2012	<0.0013	
7/11/2012	0.0018	
1/20/2013	0.0014	
7/19/2013	0.0032	
1/16/2014	0.0058	
7/10/2014	0.0034	
1/16/2015	0.0024	
6/20/2015	0.0072	
1/16/2016	0.0076	
4/21/2016	0.00617 (J)	
6/16/2016	0.007 (J)	
8/10/2016	0.0056	
9/27/2016	0.0057	
11/15/2016	0.0062	
1/12/2017	0.0061	
3/1/2017	0.01	
4/24/2017	0.0053	
7/24/2017	0.0055	
1/11/2018	0.0055	
7/12/2018	0.0017 (J)	
1/30/2019	0.0071 (J)	
3/27/2019	0.0035	
9/11/2019	0.004	
4/1/2020	0.0084	
9/15/2020	0.0018 (J)	
3/16/2021	0.0054	
8/18/2021	0.0026	
2/23/2022		0.0031
8/3/2022		0.0031
2/8/2023		0.0038

# Prediction Limit

Constituent: Chromium (mg/L) Analysis Run 3/7/2023 10:57 AM View: Appendix I - Intrawell  
Plant McIntosh Client: Southern Company Data: McIntosh LF4 CCR

	GWC-11	GWC-11
8/25/2004	0.0033	
9/11/2004	0.0038	
9/26/2004	0.0031	
10/13/2004	<0.005	
7/11/2005	0.0039	
12/7/2005	0.0053	
6/22/2006	0.0069	
11/28/2006	0.0056	
7/6/2007	0.0063	
12/13/2007	0.0058	
6/20/2008	0.013	
12/7/2008	0.0048	
7/10/2009	0.0086	
12/29/2009	0.0077	
6/22/2010	0.0046	
1/5/2011	0.0053	
7/9/2011	0.007	
1/21/2012	0.0073	
7/11/2012	0.01	
1/19/2013	0.0058	
7/19/2013	0.005	
1/15/2014	0.0081	
7/11/2014	0.0087	
1/16/2015	0.0061	
6/20/2015	0.005	
1/14/2016	0.0045	
4/20/2016	0.00856 (J)	
6/15/2016	0.0061 (J)	
8/10/2016	0.0052	
9/27/2016	0.0051	
11/15/2016	0.005	
1/12/2017	0.0051	
3/1/2017	0.0088	
4/24/2017	0.0049	
7/24/2017	0.0049	
1/11/2018	0.0044	
7/12/2018	0.0023 (J)	
1/30/2019	0.006 (J)	
3/27/2019	0.0031	
9/11/2019	0.0071	
4/2/2020	0.0055	
9/15/2020	0.0028	
3/17/2021	0.0031	
8/18/2021	0.004	
2/23/2022		0.005
8/2/2022		0.0046
2/8/2023		0.0059

# Prediction Limit

Constituent: Chromium (mg/L) Analysis Run 3/7/2023 10:57 AM View: Appendix I - IntraWell  
Plant McIntosh Client: Southern Company Data: McIntosh LF4 CCR

	GWC-12	GWC-12
8/25/2004	<0.01	
9/11/2004	<0.01	
9/26/2004	<0.01	
10/13/2004	<0.01	
7/11/2005	<0.01	
12/7/2005	<0.01	
6/22/2006	0.002	
11/28/2006	0.0015	
7/6/2007	0.0021	
12/13/2007	0.0025	
6/20/2008	0.0017	
12/7/2008	0.0016	
7/10/2009	0.0017	
12/28/2009	0.0018	
6/22/2010	0.0018	
1/4/2011	0.0039	
7/9/2011	0.0041	
1/20/2012	<0.01	
7/11/2012	0.0052	
1/19/2013	0.0025	
7/18/2013	0.0035	
1/15/2014	0.0082	
7/11/2014	0.0048	
1/15/2015	0.0022	
6/19/2015	0.0024	
1/16/2016	0.002	
4/20/2016	<0.01	
6/15/2016	0.0016 (J)	
8/10/2016	0.0016 (J)	
9/27/2016	0.0019 (J)	
11/15/2016	0.0017 (J)	
1/12/2017	0.0017 (J)	
3/1/2017	0.0055	
4/20/2017	0.0016 (J)	
7/20/2017	0.0017 (J)	
1/11/2018	0.0016 (J)	
7/12/2018	0.0015 (J)	
1/30/2019	0.0039 (J)	
3/27/2019	0.0019	
9/11/2019	0.0036	
4/1/2020	0.0019 (J)	
9/16/2020	0.0016 (J)	
3/16/2021	0.0019 (J)	
8/18/2021	0.0037	
2/23/2022		0.0016 (J)
8/3/2022		0.0019 (J)
2/7/2023		0.002



# Prediction Limit

Constituent: Chromium (mg/L) Analysis Run 3/7/2023 10:57 AM View: Appendix I - Intravel  
Plant McIntosh Client: Southern Company Data: McIntosh LF4 CCR

	GWC-17	GWC-17
12/8/2015	<0.01	
12/14/2015	<0.01	
12/28/2015	<0.01	
1/26/2016	<0.01	
4/20/2016	<0.01	
6/15/2016	0.0018 (J)	
8/9/2016	0.002 (J)	
9/27/2016	0.0021 (J)	
11/15/2016	0.002 (J)	
1/11/2017	0.0025	
3/1/2017	0.0067	
4/20/2017	0.0024 (J)	
7/19/2017	0.0025	
1/11/2018	0.0026	
7/11/2018	0.0025	
1/29/2019	0.0041 (J)	
3/27/2019	0.0028	
9/11/2019	0.0059	
4/1/2020	0.0032	
9/15/2020	0.0027	
3/16/2021	0.0031	
8/19/2021	0.0027	
2/22/2022		0.003
8/2/2022		0.0033
2/8/2023		0.0044

# Prediction Limit

Constituent: Chromium (mg/L) Analysis Run 3/7/2023 10:57 AM View: Appendix I - Intravel  
Plant McIntosh Client: Southern Company Data: McIntosh LF4 CCR

---

	GWC-18	GWC-18
12/8/2015	0.0012 (J)	
12/14/2015	0.0018	
12/28/2015	0.0017	
1/26/2016	0.0013	
4/19/2016	0.00277 (J)	
6/16/2016	0.0021 (J)	
8/11/2016	0.0023 (J)	
9/28/2016	0.0022 (J)	
11/16/2016	0.0019 (J)	
1/11/2017	0.0025	
3/1/2017	0.0065	
4/25/2017	0.0026	
7/25/2017	0.0023 (J)	
1/12/2018	0.002 (J)	
7/11/2018	0.0022 (J)	
1/30/2019	0.0049 (J)	
3/27/2019	0.0025	
9/11/2019	0.0049	
4/1/2020	0.0025	
9/15/2020	0.0025	
3/17/2021	0.0027	
8/19/2021	0.0025	
2/23/2022		0.0025
8/2/2022		0.0025
2/7/2023		0.0043

# Prediction Limit

Constituent: Chromium (mg/L) Analysis Run 3/7/2023 10:57 AM View: Appendix I - Intravel  
Plant McIntosh Client: Southern Company Data: McIntosh LF4 CCR

	GWC-19	GWC-19
12/8/2015	0.0026	
12/15/2015	0.0017	
12/28/2015	0.0016	
1/26/2016	0.0016	
4/19/2016	0.002	
6/16/2016	0.0016 (J)	
8/10/2016	0.0016 (J)	
9/28/2016	<0.0025	
11/15/2016	<0.0025	
1/16/2017	0.0013 (J)	
3/1/2017	0.0056	
4/25/2017	0.0019 (J)	
7/25/2017	0.0013 (J)	
1/12/2018	0.0017 (J)	
7/11/2018	0.0011 (J)	
1/29/2019	<0.0025	
3/27/2019	0.0014	
9/11/2019	0.0043	
4/1/2020	0.0018 (J)	
9/16/2020	0.0015 (J)	
3/16/2021	0.0017 (J)	
8/19/2021	0.0015 (J)	
2/23/2022		0.0016 (J)
8/3/2022		0.0017 (J)
2/8/2023		0.0026

# Prediction Limit

Constituent: Chromium (mg/L) Analysis Run 3/7/2023 10:57 AM View: Appendix I - Intrawell  
Plant McIntosh Client: Southern Company Data: McIntosh LF4 CCR

	GWC-20	GWC-20
12/9/2015	<0.002	
12/14/2015	<0.002	
12/29/2015	<0.002	
1/25/2016	<0.002	
4/21/2016	<0.002	
6/16/2016	0.0008 (J)	
8/10/2016	<0.002	
9/27/2016	<0.002	
11/15/2016	<0.002	
1/13/2017	<0.002	
3/1/2017	0.005	
4/25/2017	<0.002	
7/25/2017	<0.002	
1/12/2018	<0.002	
7/11/2018	<0.002	
1/29/2019	<0.002	
3/27/2019	<0.002	
9/11/2019	0.0034	
4/1/2020	<0.002	
9/15/2020	<0.002	
3/16/2021	<0.002	
8/19/2021	0.0018 (J)	
2/22/2022		<0.002
8/3/2022		<0.002
2/8/2023		0.002

# Prediction Limit

Constituent: Chromium (mg/L) Analysis Run 3/7/2023 10:57 AM View: Appendix I - Intravel  
Plant McIntosh Client: Southern Company Data: McIntosh LF4 CCR

	GWC-21	GWC-21
12/9/2015	<0.002	
12/14/2015	<0.002	
12/29/2015	<0.002	
1/25/2016	<0.002	
4/21/2016	<0.002	
6/16/2016	0.00031 (J)	
8/10/2016	<0.002	
9/27/2016	0.35 (o)	
11/15/2016	<0.002	
1/12/2017	<0.002	
3/1/2017	0.0044	
4/24/2017	<0.002	
7/25/2017	<0.002	
1/11/2018	<0.002	
7/11/2018	<0.002	
1/30/2019	<0.002	
3/27/2019	<0.002	
9/11/2019	0.0025	
4/1/2020	<0.002	
9/15/2020	<0.002	
3/17/2021	<0.002	
8/19/2021	<0.002	
2/23/2022		<0.002
8/4/2022		<0.002
2/8/2023		<0.002

# Prediction Limit

Constituent: Chromium (mg/L) Analysis Run 3/7/2023 10:57 AM View: Appendix I - Intravel  
Plant McIntosh Client: Southern Company Data: McIntosh LF4 CCR

	GWC-23	GWC-23
6/16/2016	0.00023 (J)	
8/10/2016	<0.0025	
9/28/2016	<0.0025	
11/16/2016	<0.0025	
1/17/2017	<0.0025	
3/2/2017	0.0017 (J)	
4/25/2017	<0.0025	
7/13/2017	<0.0025	
7/25/2017	<0.0025	
1/12/2018	<0.0025	
7/12/2018	<0.0025	
1/30/2019	<0.0025	
3/27/2019	<0.0025	
9/11/2019	0.004	
4/1/2020	0.0022	
9/15/2020	0.0023	
3/17/2021	0.0027	
8/19/2021	0.0023	
2/23/2022		0.0028
8/4/2022		0.0029
2/8/2023		0.0033

# Prediction Limit

Constituent: Chromium (mg/L) Analysis Run 3/7/2023 10:57 AM View: Appendix I - Intrawell  
Plant McIntosh Client: Southern Company Data: McIntosh LF4 CCR

	GWC-9	GWC-9
8/25/2004	<0.002	
9/11/2004	<0.002	
9/26/2004	<0.002	
10/13/2004	<0.002	
7/11/2005	<0.002	
12/7/2005	<0.002	
6/22/2006	<0.002	
11/28/2006	<0.002	
7/6/2007	0.0017	
12/13/2007	0.0021	
6/20/2008	0.0021	
12/7/2008	0.0018	
7/9/2009	0.0024	
12/29/2009	0.0021	
6/22/2010	<0.002	
1/5/2011	0.0034	
7/9/2011	0.0018	
1/21/2012	<0.002	
7/11/2012	0.0038	
1/19/2013	0.0065 (o)	
7/18/2013	0.0029	
1/15/2014	<0.002	
7/10/2014	<0.002	
1/16/2015	<0.002	
6/20/2015	<0.002	
1/14/2016	<0.002	
4/19/2016	<0.002	
6/15/2016	0.00021	
8/10/2016	<0.002	
9/27/2016	<0.002	
11/15/2016	<0.002	
1/13/2017	0.0012 (J)	
3/1/2017	0.0043	
4/24/2017	<0.002	
7/24/2017	<0.002	
1/12/2018	<0.002	
7/12/2018	<0.002	
1/30/2019	<0.002	
3/27/2019	<0.002	
9/11/2019	0.0025	
4/1/2020	<0.002	
9/16/2020	<0.002	
3/17/2021	<0.002	
8/19/2021	<0.002	
2/23/2022		<0.002
8/3/2022		<0.002
2/8/2023		0.0013 (J)

# Prediction Limit

Constituent: Cobalt (mg/L) Analysis Run 3/7/2023 10:57 AM View: Appendix I - Intrawell  
Plant McIntosh Client: Southern Company Data: McIntosh LF4 CCR

	GWA-13	GWA-13
12/7/2015	0.0012 (J)	
12/15/2015	0.00099 (J)	
12/29/2015	0.0012 (J)	
1/13/2016	0.0012 (J)	
1/25/2016	0.00095 (J)	
4/20/2016	<0.0025	
6/14/2016	0.00072 (J)	
8/9/2016	0.00041 (J)	
9/27/2016	0.00058 (J)	
11/15/2016	0.00048 (J)	
1/12/2017	0.0014 (J)	
2/28/2017	0.00075 (J)	
4/20/2017	0.0005 (J)	
7/18/2017	0.00051 (J)	
1/10/2018	0.00049 (J)	
7/11/2018	<0.0025	
1/29/2019	0.00043 (J)	
3/26/2019	<0.0025	
9/10/2019	0.00064	
3/31/2020	0.00034 (J)	
9/15/2020	<0.0025	
3/16/2021	0.0005 (J)	
8/18/2021	0.00058 (J)	
2/22/2022		0.00052 (J)
8/2/2022		0.00044 (J)
2/6/2023		0.00049 (J)



# Prediction Limit

Constituent: Cobalt (mg/L) Analysis Run 3/7/2023 10:57 AM View: Appendix I - IntraWell  
Plant McIntosh Client: Southern Company Data: McIntosh LF4 CCR

	GWA-14	GWA-14
12/7/2015	0.001 (J)	
12/15/2015	0.00078 (J)	
12/29/2015	0.00094 (J)	
1/13/2016	0.001 (J)	
1/25/2016	0.00085 (J)	
4/20/2016	<0.0025	
6/14/2016	0.00048 (J)	
8/9/2016	0.00045 (J)	
9/27/2016	0.00046 (J)	
11/15/2016	<0.0025	
1/11/2017	<0.0025	
2/28/2017	0.00051 (J)	
4/20/2017	<0.0025	
7/19/2017	<0.0025	
1/11/2018	<0.0025	
7/11/2018	<0.0025	
1/29/2019	0.00029 (J)	
3/26/2019	<0.0025	
9/10/2019	0.00042 (J)	
4/1/2020	0.00033 (J)	
9/15/2020	<0.0025	
3/16/2021	0.00035 (J)	
8/17/2021	0.00048 (J)	
2/22/2022		0.00042 (J)
8/2/2022		0.00038 (J)
2/7/2023		0.00043 (J)

# Prediction Limit

Constituent: Cobalt (mg/L) Analysis Run 3/7/2023 10:57 AM View: Appendix I - Intrawell  
Plant McIntosh Client: Southern Company Data: McIntosh LF4 CCR

	GWA-15	GWA-15
12/7/2015	0.0011 (J)	
12/15/2015	0.0011 (J)	
12/28/2015	0.0016	
1/13/2016	0.0016	
1/25/2016	0.0014	
4/21/2016	<0.0025	
6/15/2016	0.00047 (J)	
8/9/2016	<0.0025	
9/27/2016	0.00045 (J)	
11/15/2016	0.00048 (J)	
1/11/2017	0.00046 (J)	
2/28/2017	0.00061 (J)	
4/20/2017	0.00042 (J)	
7/19/2017	0.00041 (J)	
1/11/2018	0.00044 (J)	
7/11/2018	0.0004 (J)	
1/29/2019	0.00037 (J)	
3/26/2019	<0.0025	
9/11/2019	0.00044 (J)	
4/1/2020	0.00036 (J)	
9/15/2020	<0.0025	
3/17/2021	0.0004 (J)	
8/19/2021	0.0004 (J)	
2/22/2022		0.00051 (J)
8/2/2022		0.00042 (J)
2/7/2023		0.0004 (J)

# Prediction Limit

Constituent: Cobalt (mg/L) Analysis Run 3/7/2023 10:57 AM View: Appendix I - Intrawell  
Plant McIntosh Client: Southern Company Data: McIntosh LF4 CCR

	GWA-16	GWA-16
12/7/2015	0.0012 (J)	
12/14/2015	0.001 (J)	
12/28/2015	0.0012 (J)	
1/13/2016	0.001 (J)	
1/25/2016	0.00089 (J)	
4/20/2016	<0.0025	
6/15/2016	0.00063 (J)	
8/9/2016	0.00055 (J)	
9/27/2016	0.00059 (J)	
11/15/2016	0.0005 (J)	
1/11/2017	0.00044 (J)	
3/1/2017	0.00066 (J)	
4/20/2017	0.00045 (J)	
7/19/2017	0.00047 (J)	
1/11/2018	0.00043 (J)	
7/11/2018	0.00043 (J)	
1/29/2019	0.00044 (J)	
3/26/2019	<0.0025	
9/10/2019	0.0005	
4/1/2020	0.00036 (J)	
9/15/2020	<0.0025	
3/16/2021	0.00047 (J)	
8/17/2021	0.00043 (J)	
2/22/2022		0.00048 (J)
8/2/2022		0.00049 (J)
2/7/2023		0.00047 (J)

# Prediction Limit

Constituent: Cobalt (mg/L) Analysis Run 3/7/2023 10:57 AM View: Appendix I - Intrawell  
Plant McIntosh Client: Southern Company Data: McIntosh LF4 CCR

	GWA-2	GWA-2
8/25/2004	<0.01	
9/11/2004	<0.01	
9/26/2004	<0.01	
10/13/2004	<0.01	
7/11/2005	<0.01	
12/7/2005	<0.01	
6/22/2006	<0.01	
11/28/2006	<0.01	
7/6/2007	<0.01	
12/13/2007	<0.01	
6/20/2008	<0.01	
12/7/2008	<0.01	
7/9/2009	<0.01	
12/28/2009	<0.01	
6/22/2010	<0.01	
1/4/2011	<0.01	
7/9/2011	<0.01	
1/21/2012	<0.01	
7/11/2012	0.0017	
1/20/2013	<0.01	
7/19/2013	<0.01	
1/15/2014	0.0011 (J)	
7/11/2014	0.0012 (J)	
1/16/2015	0.00083 (J)	
6/20/2015	0.0013	
1/16/2016	0.0012 (J)	
4/19/2016	<0.01	
6/14/2016	0.001 (J)	
8/9/2016	0.0012 (J)	
9/26/2016	0.0012 (J)	
11/15/2016	0.0013 (J)	
1/10/2017	0.0011 (J)	
2/28/2017	0.0014 (J)	
4/19/2017	0.0012 (J)	
7/17/2017	0.0013 (J)	
1/10/2018	0.0013 (J)	
7/11/2018	0.0013 (J)	
1/29/2019	0.001 (J)	
3/27/2019	0.0011	
9/11/2019	0.0015	
4/1/2020	0.0013 (J)	
9/15/2020	0.00099 (J)	
3/16/2021	0.0013 (J)	
8/17/2021	0.0015 (J)	
2/22/2022		0.0015 (J)
8/2/2022		0.0013 (J)
2/7/2023		0.0012 (J)

# Prediction Limit

Constituent: Cobalt (mg/L) Analysis Run 3/7/2023 10:57 AM View: Appendix I - Intrawell  
Plant McIntosh Client: Southern Company Data: McIntosh LF4 CCR

	GWA-3	GWA-3
8/25/2004	<0.0025	
9/11/2004	<0.0025	
9/26/2004	<0.0025	
10/13/2004	<0.0025	
7/11/2005	<0.0025	
12/7/2005	<0.0025	
6/22/2006	<0.0025	
11/28/2006	<0.0025	
7/6/2007	<0.0025	
12/13/2007	<0.0025	
6/20/2008	<0.0025	
12/7/2008	<0.0025	
7/9/2009	<0.0025	
12/28/2009	<0.0025	
6/22/2010	<0.0025	
1/5/2011	0.0066 (o)	
7/9/2011	<0.0025	
1/20/2012	<0.0025	
7/11/2012	<0.0025	
1/19/2013	<0.0025	
7/18/2013	<0.0025	
1/15/2014	<0.0025	
7/11/2014	<0.0025	
1/15/2015	<0.0025	
6/19/2015	<0.0025	
1/16/2016	<0.0025	
4/19/2016	<0.0025	
6/14/2016	0.00044 (J)	
8/9/2016	0.00042 (J)	
9/27/2016	0.00042 (J)	
11/14/2016	<0.0025	
1/10/2017	<0.0025	
2/28/2017	0.00048 (J)	
4/19/2017	<0.0025	
7/18/2017	<0.0025	
1/10/2018	<0.0025	
7/11/2018	<0.0025	
1/29/2019	0.00035 (J)	
3/27/2019	<0.0025	
9/11/2019	0.00039 (J)	
4/1/2020	0.00024 (J)	
9/15/2020	<0.0025	
3/16/2021	0.00033 (J)	
8/17/2021	0.00039 (J)	
2/22/2022		0.00037 (J)
8/2/2022		0.00031 (J)
2/7/2023		0.00026 (J)

# Prediction Limit

Constituent: Cobalt (mg/L) Analysis Run 3/7/2023 10:57 AM View: Appendix I - Intrawell  
Plant McIntosh Client: Southern Company Data: McIntosh LF4 CCR

	GWA-4A	GWA-4A
8/25/2004	<0.0025	
9/11/2004	<0.0025	
9/26/2004	<0.0025	
10/13/2004	<0.0025	
7/11/2005	<0.0025	
12/7/2005	<0.0025	
6/22/2006	<0.0025	
11/28/2006	<0.0025	
7/6/2007	<0.0025	
12/13/2007	<0.0025	
6/20/2008	<0.0025	
12/7/2008	<0.0025	
7/9/2009	<0.0025	
12/30/2009	0.013	
6/22/2010	<0.0025	
1/4/2011	<0.0025	
7/10/2011	<0.0025	
1/21/2012	0.0061	
7/11/2012	0.01	
1/20/2013	0.0033	
7/19/2013	<0.0025	
1/16/2014	0.0027	
7/10/2014	<0.0025	
1/16/2015	0.0077	
6/20/2015	<0.0025	
1/14/2016	<0.0025	
4/20/2016	<0.0025	
6/14/2016	0.0004 (J)	
8/11/2016	0.0046	
9/27/2016	0.001 (J)	
11/14/2016	<0.0025	
1/10/2017	0.00044 (J)	
2/28/2017	0.001 (J)	
4/20/2017	0.00059 (J)	
7/18/2017	0.00079 (J)	
1/10/2018	0.0018 (J)	
7/11/2018	0.0044	
1/29/2019	0.0033	
3/26/2019	0.0037	
9/10/2019	0.0031	
3/31/2020	0.0038	
9/16/2020	0.0014 (J)	
3/17/2021	0.0014 (J)	
8/19/2021	0.0013 (J)	
2/23/2022		0.0013 (J)
8/3/2022		0.0017 (J)
2/7/2023		0.0013 (J)

# Prediction Limit

Constituent: Cobalt (mg/L) Analysis Run 3/7/2023 10:57 AM View: Appendix I - Intrawell  
Plant McIntosh Client: Southern Company Data: McIntosh LF4 CCR

	GWA-5	GWA-5
8/25/2004	<0.01	
9/11/2004	<0.01	
9/26/2004	<0.01	
10/13/2004	<0.01	
7/11/2005	<0.01	
12/7/2005	<0.01	
6/22/2006	<0.01	
11/28/2006	<0.01	
7/6/2007	<0.01	
12/13/2007	<0.01	
6/20/2008	<0.01	
12/7/2008	<0.01	
7/9/2009	<0.01	
12/29/2009	0.011	
6/22/2010	<0.01	
1/4/2011	<0.01	
7/9/2011	<0.01	
1/21/2012	<0.01	
7/11/2012	0.0072	
1/19/2013	<0.01	
7/18/2013	<0.01	
1/15/2014	0.00075 (J)	
7/10/2014	0.0007 (J)	
1/15/2015	0.0007 (J)	
6/19/2015	0.0011 (J)	
1/14/2016	0.00064 (J)	
4/20/2016	<0.01	
6/14/2016	0.0006 (J)	
8/9/2016	0.00062 (J)	
9/27/2016	0.00059 (J)	
11/15/2016	0.00064 (J)	
1/11/2017	0.00064 (J)	
1/19/2017	0.00046 (J)	
1/24/2017	0.009	
2/28/2017	0.00078 (J)	
4/20/2017	0.00065 (J)	
7/18/2017	0.00069 (J)	
1/10/2018	0.00068 (J)	
7/11/2018	0.00071 (J)	
1/29/2019	0.00064 (J)	
3/26/2019	0.00064	
9/10/2019	0.00074	
3/31/2020	0.00067 (J)	
9/15/2020	0.0005 (J)	
3/17/2021	0.00083 (J)	
8/19/2021	0.00079 (J)	
2/22/2022		0.00076 (J)
8/2/2022		0.00085 (J)
2/7/2023		0.00094 (J)

# Prediction Limit

Constituent: Cobalt (mg/L) Analysis Run 3/7/2023 10:57 AM View: Appendix I - IntraWell  
Plant McIntosh Client: Southern Company Data: McIntosh LF4 CCR

	GWC-1	GWC-1
8/25/2004	<0.0025	
9/11/2004	<0.0025	
9/26/2004	<0.0025	
7/11/2005	<0.0025	
12/7/2005	<0.0025	
6/22/2006	<0.0025	
11/28/2006	<0.0025	
7/6/2007	<0.0025	
12/13/2007	<0.0025	
6/20/2008	<0.0025	
12/7/2008	<0.0025	
7/9/2009	<0.0025	
12/28/2009	<0.0025	
6/22/2010	<0.0025	
1/4/2011	<0.0025	
7/9/2011	<0.0025	
1/21/2012	<0.0025	
7/11/2012	0.0013	
1/20/2013	0.0013	
7/19/2013	0.0015	
1/15/2014	0.0017	
7/11/2014	0.0018	
1/16/2015	0.0019	
6/20/2015	0.002	
1/16/2016	0.0015	
4/20/2016	<0.0025	
6/15/2016	0.0015 (J)	
8/10/2016	0.0016 (J)	
9/27/2016	0.0016 (J)	
11/15/2016	0.0015 (J)	
1/12/2017	0.0016 (J)	
1/23/2017	<0.0025	
3/1/2017	0.0021 (J)	
4/20/2017	0.0018 (J)	
7/19/2017	0.0015 (J)	
1/11/2018	0.0019 (J)	
7/12/2018	0.0018 (J)	
1/30/2019	<0.0025	
3/27/2019	0.0017	
9/11/2019	0.002	
4/1/2020	0.0016 (J)	
9/15/2020	0.0014 (J)	
3/16/2021	0.0017 (J)	
8/18/2021	0.0018 (J)	
2/23/2022		0.0017 (J)
8/3/2022		0.00034 (J)
2/7/2023		0.0016 (J)



# Prediction Limit

Constituent: Cobalt (mg/L) Analysis Run 3/7/2023 10:57 AM View: Appendix I - IntraWell  
Plant McIntosh Client: Southern Company Data: McIntosh LF4 CCR

	GWC-10	GWC-10
8/25/2004	<0.0025	
9/11/2004	<0.0025	
9/26/2004	<0.0025	
10/13/2004	<0.0025	
7/11/2005	<0.0025	
12/7/2005	<0.0025	
6/22/2006	<0.0025	
11/28/2006	<0.0025	
7/6/2007	<0.0025	
12/13/2007	<0.0025	
6/20/2008	<0.0025	
12/7/2008	<0.0025	
7/10/2009	<0.0025	
12/29/2009	<0.0025	
6/22/2010	<0.0025	
1/4/2011	<0.0025	
7/10/2011	<0.0025	
1/21/2012	<0.0025	
7/11/2012	<0.0025	
1/20/2013	<0.0025	
7/19/2013	<0.0025	
1/16/2014	<0.0025	
7/10/2014	<0.0025	
1/16/2015	<0.0025	
6/20/2015	0.0006 (J)	
1/16/2016	<0.0025	
4/21/2016	<0.0025	
6/16/2016	1E-05 (J)	
8/10/2016	<0.0025	
9/27/2016	<0.0025	
11/15/2016	<0.0025	
1/12/2017	<0.0025	
3/1/2017	<0.0025	
4/24/2017	<0.0025	
7/24/2017	<0.0025	
1/11/2018	<0.0025	
7/12/2018	<0.0025	
1/30/2019	<0.0025	
3/27/2019	<0.0025	
9/11/2019	0.0001 (J)	
4/1/2020	<0.0025	
9/15/2020	<0.0025	
3/16/2021	<0.0025	
8/18/2021	<0.0025	
2/23/2022		<0.0025
8/3/2022		<0.0025
2/8/2023		<0.0025

# Prediction Limit

Constituent: Cobalt (mg/L) Analysis Run 3/7/2023 10:57 AM View: Appendix I - IntraWell  
Plant McIntosh Client: Southern Company Data: McIntosh LF4 CCR

	GWC-11	GWC-11
8/25/2004	<0.0025	
9/11/2004	<0.0025	
9/26/2004	<0.0025	
10/13/2004	<0.0025	
7/11/2005	<0.0025	
12/7/2005	<0.0025	
6/22/2006	<0.0025	
11/28/2006	<0.0025	
7/6/2007	<0.0025	
12/13/2007	<0.0025	
6/20/2008	<0.0025	
12/7/2008	<0.0025	
7/10/2009	<0.0025	
12/29/2009	0.0071	
6/22/2010	<0.0025	
1/5/2011	<0.0025	
7/9/2011	0.0037	
1/21/2012	0.0062	
7/11/2012	0.007	
1/19/2013	<0.0025	
7/19/2013	<0.0025	
1/15/2014	0.0028	
7/11/2014	<0.0025	
1/16/2015	0.0048	
6/20/2015	<0.0025	
1/14/2016	<0.0025	
4/20/2016	<0.0025	
6/15/2016	0.00011 (J)	
8/10/2016	<0.0025	
9/27/2016	<0.0025	
11/15/2016	<0.0025	
1/12/2017	<0.0025	
3/1/2017	<0.0025	
4/24/2017	<0.0025	
7/24/2017	<0.0025	
1/11/2018	<0.0025	
7/12/2018	<0.0025	
1/30/2019	<0.0025	
3/27/2019	<0.0025	
9/11/2019	<0.0025	
4/2/2020	<0.0025	
9/15/2020	<0.0025	
3/17/2021	0.00016 (J)	
8/18/2021	<0.0025	
2/23/2022		<0.0025
8/2/2022		<0.0025
2/8/2023		<0.0025

# Prediction Limit

Constituent: Cobalt (mg/L) Analysis Run 3/7/2023 10:57 AM View: Appendix I - Intrawell  
Plant McIntosh Client: Southern Company Data: McIntosh LF4 CCR

	GWC-12	GWC-12
8/25/2004	<0.0025	
9/11/2004	<0.0025	
9/26/2004	<0.0025	
10/13/2004	<0.0025	
7/11/2005	<0.0025	
12/7/2005	<0.0025	
6/22/2006	<0.0025	
11/28/2006	<0.0025	
7/6/2007	<0.0025	
12/13/2007	<0.0025	
6/20/2008	<0.0025	
12/7/2008	<0.0025	
7/10/2009	<0.0025	
12/28/2009	<0.0025	
6/22/2010	<0.0025	
1/4/2011	<0.0025	
7/9/2011	0.0039	
1/20/2012	<0.0025	
7/11/2012	0.012 (o)	
1/19/2013	<0.0025	
7/18/2013	<0.0025	
1/15/2014	0.005	
7/11/2014	0.00079 (J)	
1/15/2015	0.00069 (J)	
6/19/2015	0.0007 (J)	
1/16/2016	0.00061 (J)	
4/20/2016	<0.0025	
6/15/2016	0.00051 (J)	
8/10/2016	0.00052 (J)	
9/27/2016	0.00077 (J)	
11/15/2016	0.00055 (J)	
1/12/2017	0.0005 (J)	
3/1/2017	0.00079 (J)	
4/20/2017	0.00056 (J)	
7/20/2017	0.00051 (J)	
1/11/2018	0.0006 (J)	
7/12/2018	0.00056 (J)	
1/30/2019	<0.0025	
3/27/2019	0.00051	
9/11/2019	0.00067	
4/1/2020	0.00051 (J)	
9/16/2020	0.00023 (J)	
3/16/2021	0.00058 (J)	
8/18/2021	0.00065 (J)	
2/23/2022		0.00049 (J)
8/3/2022		0.00068 (J)
2/7/2023		0.00058 (J)

# Prediction Limit

Constituent: Cobalt (mg/L) Analysis Run 3/7/2023 10:57 AM View: Appendix I - Intrawell  
Plant McIntosh Client: Southern Company Data: McIntosh LF4 CCR

	GWC-17	GWC-17
12/8/2015	0.0018	
12/14/2015	0.0016	
12/28/2015	0.0015	
1/13/2016	0.0013	
1/26/2016	0.0012 (J)	
4/20/2016	<0.0025	
6/15/2016	0.00073 (J)	
8/9/2016	0.00069 (J)	
9/27/2016	0.00081 (J)	
11/15/2016	0.00071 (J)	
1/11/2017	0.00062 (J)	
3/1/2017	0.00081 (J)	
4/20/2017	0.00053 (J)	
7/19/2017	0.00051 (J)	
1/11/2018	0.00046 (J)	
7/11/2018	<0.0025	
1/29/2019	0.00038 (J)	
3/27/2019	<0.0025	
9/11/2019	0.00034 (J)	
4/1/2020	0.00023 (J)	
9/15/2020	<0.0025	
3/16/2021	0.00027 (J)	
8/19/2021	0.00023 (J)	
2/22/2022		<0.0025
8/2/2022		<0.0025
2/8/2023		<0.0025

# Prediction Limit

Constituent: Cobalt (mg/L) Analysis Run 3/7/2023 10:57 AM View: Appendix I - Intrawell  
Plant McIntosh Client: Southern Company Data: McIntosh LF4 CCR

	GWC-18	GWC-18
12/8/2015	<0.0025	
12/14/2015	<0.0025	
12/28/2015	<0.0025	
1/14/2016	<0.0025	
1/26/2016	<0.0025	
4/19/2016	<0.0025	
6/16/2016	0.00017 (J)	
8/11/2016	<0.0025	
9/28/2016	<0.0025	
11/16/2016	<0.0025	
1/11/2017	<0.0025	
3/1/2017	<0.0025	
4/25/2017	<0.0025	
7/25/2017	<0.0025	
1/12/2018	<0.0025	
7/11/2018	<0.0025	
1/30/2019	<0.0025	
3/27/2019	<0.0025	
9/11/2019	8.2E-05 (J)	
4/1/2020	<0.0025	
9/15/2020	<0.0025	
3/17/2021	<0.0025	
8/19/2021	<0.0025	
2/23/2022		<0.0025
8/2/2022		<0.0025
2/7/2023		<0.0025

# Prediction Limit

Constituent: Cobalt (mg/L) Analysis Run 3/7/2023 10:57 AM View: Appendix I - Intrawell  
Plant McIntosh Client: Southern Company Data: McIntosh LF4 CCR

	GWC-19	GWC-19
12/8/2015	0.00084 (J)	
12/15/2015	0.00063 (J)	
12/28/2015	0.00071 (J)	
1/14/2016	<0.0025	
1/26/2016	<0.0025	
4/19/2016	<0.0025	
6/16/2016	6.7E-05 (J)	
8/10/2016	<0.0025	
9/28/2016	<0.0025	
11/15/2016	<0.0025	
1/16/2017	<0.0025	
3/1/2017	<0.0025	
4/25/2017	<0.0025	
7/25/2017	<0.0025	
1/12/2018	<0.0025	
7/11/2018	<0.0025	
1/29/2019	<0.0025	
3/27/2019	<0.0025	
9/11/2019	9.9E-05 (J)	
4/1/2020	<0.0025	
9/16/2020	<0.0025	
3/16/2021	<0.0025	
8/19/2021	<0.0025	
2/23/2022		<0.0025
8/3/2022		<0.0025
2/8/2023		<0.0025

# Prediction Limit

Constituent: Cobalt (mg/L) Analysis Run 3/7/2023 10:57 AM View: Appendix I - Intrawell  
Plant McIntosh Client: Southern Company Data: McIntosh LF4 CCR

---

	GWC-20	GWC-20
12/9/2015	0.0055	
12/14/2015	0.0073	
12/29/2015	0.0076	
1/14/2016	0.0056	
1/25/2016	0.0061	
4/21/2016	0.00468 (J)	
6/16/2016	0.0032 (J)	
8/10/2016	0.0025	
9/27/2016	0.0023 (J)	
11/15/2016	0.0019 (J)	
1/13/2017	0.0017 (J)	
3/1/2017	0.0021 (J)	
4/25/2017	0.0016 (J)	
7/25/2017	0.0016 (J)	
1/12/2018	0.0014 (J)	
7/11/2018	0.0013 (J)	
1/29/2019	0.00084 (J)	
3/27/2019	0.0012	
9/11/2019	0.0014	
4/1/2020	0.00094 (J)	
9/15/2020	0.00097 (J)	
3/16/2021	0.0009 (J)	
8/19/2021	0.00088 (J)	
2/22/2022		0.0009 (J)
8/3/2022		0.00091 (J)
2/8/2023		0.00075 (J)

# Prediction Limit

Constituent: Cobalt (mg/L) Analysis Run 3/7/2023 10:57 AM View: Appendix I - IntraWell  
Plant McIntosh Client: Southern Company Data: McIntosh LF4 CCR

	GWC-21	GWC-21
12/9/2015	0.0013	
12/14/2015	0.0014	
12/29/2015	0.0018	
1/14/2016	0.0018	
1/25/2016	0.0019	
4/21/2016	<0.0025	
6/16/2016	0.0021 (J)	
8/10/2016	0.0015 (J)	
9/27/2016	0.015 (o)	
11/15/2016	0.0017 (J)	
1/12/2017	0.0014 (J)	
3/1/2017	0.0019 (J)	
4/24/2017	0.0015 (J)	
7/25/2017	0.0014 (J)	
1/11/2018	0.0013 (J)	
7/11/2018	0.0012 (J)	
1/30/2019	<0.0025	
3/27/2019	0.001	
9/11/2019	0.0012	
4/1/2020	0.00088 (J)	
9/15/2020	0.00088 (J)	
3/17/2021	0.00092 (J)	
8/19/2021	0.00077 (J)	
2/23/2022		0.00079 (J)
8/4/2022		0.00083 (J)
2/8/2023		0.00077 (J)



# Prediction Limit

Constituent: Cobalt (mg/L) Analysis Run 3/7/2023 10:57 AM View: Appendix I - IntraWell  
Plant McIntosh Client: Southern Company Data: McIntosh LF4 CCR

---

	GWC-23	GWC-23
6/16/2016	0.0019 (J)	
8/10/2016	0.0051	
9/28/2016	0.0058	
11/16/2016	0.0063	
1/17/2017	0.0057	
3/2/2017	0.0095	
4/25/2017	0.0078	
7/13/2017	0.0061	
7/25/2017	0.0074	
1/12/2018	0.0072	
7/12/2018	0.0077	
1/30/2019	0.0061	
3/27/2019	0.006	
9/11/2019	0.0059	
4/1/2020	0.0037	
9/15/2020	0.0032	
3/17/2021	0.0035	
8/19/2021	0.0025	
2/23/2022		0.0026
8/4/2022		0.0016 (J)
2/8/2023		0.0014 (J)

# Prediction Limit

Constituent: Cobalt (mg/L) Analysis Run 3/7/2023 10:57 AM View: Appendix I - IntraWell  
Plant McIntosh Client: Southern Company Data: McIntosh LF4 CCR

	GWC-9	GWC-9
8/25/2004	<0.0025	
9/11/2004	<0.0025	
9/26/2004	<0.0025	
10/13/2004	<0.0025	
7/11/2005	<0.0025	
12/7/2005	<0.0025	
6/22/2006	<0.0025	
11/28/2006	<0.0025	
7/6/2007	<0.0025	
12/13/2007	<0.0025	
6/20/2008	<0.0025	
12/7/2008	<0.0025	
7/9/2009	<0.0025	
12/29/2009	<0.0025	
6/22/2010	<0.0025	
1/5/2011	<0.0025	
7/9/2011	<0.0025	
1/21/2012	<0.0025	
7/11/2012	0.0013	
1/19/2013	0.0055	
7/18/2013	<0.0025	
1/15/2014	0.00052 (J)	
7/10/2014	0.00055 (J)	
1/16/2015	<0.0025	
6/20/2015	0.00052 (J)	
1/14/2016	0.00051 (J)	
4/19/2016	<0.0025	
6/15/2016	0.00052 (J)	
8/10/2016	0.0006 (J)	
9/27/2016	0.00063 (J)	
11/15/2016	0.00053 (J)	
1/13/2017	0.00052 (J)	
3/1/2017	0.00084 (J)	
4/24/2017	0.00055 (J)	
7/24/2017	0.00058 (J)	
1/12/2018	0.00054 (J)	
7/12/2018	0.00072 (J)	
1/30/2019	<0.0025	
3/27/2019	0.00051	
9/11/2019	0.00083	
4/1/2020	0.00042 (J)	
9/16/2020	0.00037 (J)	
3/17/2021	0.00092 (J)	
8/19/2021	0.00063 (J)	
2/23/2022		0.00064 (J)
8/3/2022		0.00034 (J)
2/8/2023		<0.0025

# Prediction Limit

Constituent: Copper (mg/L) Analysis Run 3/7/2023 10:57 AM View: Appendix I - Intrawell  
Plant McIntosh Client: Southern Company Data: McIntosh LF4 CCR

---

	GWA-13	GWA-13
12/7/2015	<0.002	
12/15/2015	<0.002	
12/29/2015	<0.002	
1/13/2016	<0.002	
1/25/2016	<0.002	
6/14/2016	<0.002	
1/12/2017	<0.002	
7/18/2017	<0.002	
1/10/2018	<0.002	
7/11/2018	<0.002	
1/29/2019	<0.002	
3/26/2019	<0.002	
9/10/2019	0.00066 (J)	
3/31/2020	<0.002	
9/15/2020	<0.002	
3/16/2021	<0.002	
8/18/2021	<0.002	
2/22/2022		<0.002
8/2/2022		<0.002
2/6/2023		<0.002

# Prediction Limit

Constituent: Copper (mg/L) Analysis Run 3/7/2023 10:57 AM View: Appendix I - Intrawell  
Plant McIntosh Client: Southern Company Data: McIntosh LF4 CCR

---

	GWA-14	GWA-14
12/7/2015	<0.002	
12/15/2015	<0.002	
12/29/2015	<0.002	
1/13/2016	<0.002	
1/25/2016	0.0014 (J)	
6/14/2016	<0.002	
1/11/2017	<0.002	
7/19/2017	<0.002	
1/11/2018	<0.002	
7/11/2018	<0.002	
1/29/2019	<0.002	
3/26/2019	<0.002	
9/10/2019	0.00076 (J)	
4/1/2020	<0.002	
9/15/2020	<0.002	
3/16/2021	<0.002	
8/17/2021	<0.002	
2/22/2022		<0.002
8/2/2022		<0.002
2/7/2023		<0.002

# Prediction Limit

Constituent: Copper (mg/L) Analysis Run 3/7/2023 10:57 AM View: Appendix I - Intrawell  
Plant McIntosh Client: Southern Company Data: McIntosh LF4 CCR

	GWA-15	GWA-15
12/7/2015	0.00084 (J)	
12/15/2015	<0.002	
12/28/2015	<0.002	
1/13/2016	<0.002	
1/25/2016	<0.002	
6/15/2016	<0.002	
1/11/2017	<0.002	
7/19/2017	<0.002	
1/11/2018	<0.002	
7/11/2018	<0.002	
1/29/2019	<0.002	
3/26/2019	<0.002	
9/11/2019	<0.002	
4/1/2020	<0.002	
9/15/2020	<0.002	
3/17/2021	<0.002	
8/19/2021	<0.002	
2/22/2022		<0.002
8/2/2022		<0.002
2/7/2023		<0.002

# Prediction Limit

Constituent: Copper (mg/L) Analysis Run 3/7/2023 10:57 AM View: Appendix I - Intrawell  
Plant McIntosh Client: Southern Company Data: McIntosh LF4 CCR

	GWA-16	GWA-16
12/7/2015	0.001 (J)	
12/14/2015	<0.002	
12/28/2015	<0.002	
1/13/2016	<0.002	
1/25/2016	0.00081 (J)	
6/15/2016	<0.002	
1/11/2017	<0.002	
7/19/2017	<0.002	
1/11/2018	<0.002	
7/11/2018	<0.002	
1/29/2019	<0.002	
3/26/2019	<0.002	
9/10/2019	<0.002	
4/1/2020	<0.002	
9/15/2020	<0.002	
3/16/2021	<0.002	
8/17/2021	<0.002	
2/22/2022		<0.002
8/2/2022		<0.002
2/7/2023		<0.002

# Prediction Limit

Constituent: Copper (mg/L) Analysis Run 3/7/2023 10:57 AM View: Appendix I - Intrawell  
Plant McIntosh Client: Southern Company Data: McIntosh LF4 CCR

	GWA-2	GWA-2
8/25/2004	<0.002	
9/11/2004	0.003	
9/26/2004	<0.002	
10/13/2004	<0.002	
7/11/2005	<0.002	
12/7/2005	<0.002	
6/22/2006	<0.002	
11/28/2006	<0.002	
7/6/2007	<0.002	
12/13/2007	<0.002	
6/20/2008	<0.002	
12/7/2008	<0.002	
7/9/2009	<0.002	
12/28/2009	<0.002	
6/22/2010	<0.002	
1/4/2011	<0.002	
7/9/2011	<0.002	
1/21/2012	<0.002	
7/11/2012	<0.002	
1/20/2013	<0.002	
7/19/2013	<0.002	
1/15/2014	<0.002	
7/11/2014	<0.002	
1/16/2015	<0.002	
6/20/2015	<0.002	
1/16/2016	<0.002	
6/14/2016	<0.002	
1/10/2017	<0.002	
7/17/2017	<0.002	
1/10/2018	<0.002	
7/11/2018	<0.002	
1/29/2019	<0.002	
3/27/2019	<0.002	
9/11/2019	<0.002	
4/1/2020	<0.002	
9/15/2020	<0.002	
3/16/2021	<0.002	
8/17/2021	<0.002	
2/22/2022		<0.002
8/2/2022		<0.002
2/7/2023		<0.002

# Prediction Limit

Constituent: Copper (mg/L) Analysis Run 3/7/2023 10:57 AM View: Appendix I - Intrawell  
Plant McIntosh Client: Southern Company Data: McIntosh LF4 CCR

	GWA-3	GWA-3
8/25/2004	<0.002	
9/11/2004	<0.002	
9/26/2004	0.0029	
10/13/2004	<0.002	
7/11/2005	<0.002	
12/7/2005	<0.002	
6/22/2006	0.0026	
11/28/2006	<0.002	
7/6/2007	0.0034	
12/13/2007	<0.002	
6/20/2008	<0.002	
12/7/2008	<0.002	
7/9/2009	<0.002	
12/28/2009	<0.002	
6/22/2010	<0.002	
1/5/2011	0.014 (o)	
7/9/2011	<0.002	
1/20/2012	<0.002	
7/11/2012	<0.002	
1/19/2013	<0.002	
7/18/2013	<0.002	
1/15/2014	<0.002	
7/11/2014	<0.002	
1/15/2015	<0.002	
6/19/2015	<0.002	
1/16/2016	<0.002	
6/14/2016	<0.002	
1/10/2017	<0.002	
7/18/2017	<0.002	
1/10/2018	<0.002	
7/11/2018	<0.002	
1/29/2019	<0.002	
3/27/2019	<0.002	
9/11/2019	0.00092 (J)	
4/1/2020	<0.002	
9/15/2020	0.00095 (J)	
3/16/2021	<0.002	
8/17/2021	<0.002	
2/22/2022		<0.002
8/2/2022		<0.002
2/7/2023		<0.002



# Prediction Limit

Constituent: Copper (mg/L) Analysis Run 3/7/2023 10:57 AM View: Appendix I - Intrawell  
Plant McIntosh Client: Southern Company Data: McIntosh LF4 CCR

	GWA-4A	GWA-4A
8/25/2004	0.0023	
9/11/2004	<0.002	
9/26/2004	<0.002	
10/13/2004	<0.002	
7/11/2005	<0.002	
12/7/2005	<0.002	
6/22/2006	<0.002	
11/28/2006	<0.002	
7/6/2007	<0.002	
12/13/2007	<0.002	
6/20/2008	<0.002	
12/7/2008	<0.002	
7/9/2009	<0.002	
12/30/2009	<0.002	
6/22/2010	<0.002	
1/4/2011	<0.002	
7/10/2011	<0.002	
1/21/2012	<0.002	
7/11/2012	<0.002	
1/20/2013	<0.002	
7/19/2013	<0.002	
1/16/2014	<0.002	
7/10/2014	<0.002	
1/16/2015	<0.002	
6/20/2015	<0.002	
1/14/2016	<0.002	
6/14/2016	<0.002	
1/10/2017	<0.002	
7/18/2017	<0.002	
1/10/2018	<0.002	
7/11/2018	<0.002	
1/29/2019	<0.002	
3/26/2019	0.0021	
9/10/2019	0.0016 (J)	
3/31/2020	0.0051	
9/16/2020	0.00079 (J)	
3/17/2021	0.0012 (J)	
8/19/2021	0.00087 (J)	
2/23/2022		0.0012 (J)
8/3/2022		<0.002
2/7/2023		<0.002

# Prediction Limit

Constituent: Copper (mg/L) Analysis Run 3/7/2023 10:57 AM View: Appendix I - Intrawell  
Plant McIntosh Client: Southern Company Data: McIntosh LF4 CCR

	GWA-5	GWA-5
8/25/2004	<0.002	
9/11/2004	<0.002	
9/26/2004	<0.002	
10/13/2004	<0.002	
7/11/2005	<0.002	
12/7/2005	<0.002	
6/22/2006	<0.002	
11/28/2006	<0.002	
7/6/2007	<0.002	
12/13/2007	<0.002	
6/20/2008	<0.002	
12/7/2008	<0.002	
7/9/2009	<0.002	
12/29/2009	<0.002	
6/22/2010	<0.002	
1/4/2011	<0.002	
7/9/2011	<0.002	
1/21/2012	<0.002	
7/11/2012	<0.002	
1/19/2013	<0.002	
7/18/2013	<0.002	
1/15/2014	<0.002	
7/10/2014	<0.002	
1/15/2015	<0.002	
6/19/2015	<0.002	
1/14/2016	0.00084 (J)	
6/14/2016	0.0021 (J)	
1/11/2017	<0.002	
7/18/2017	<0.002	
1/10/2018	<0.002	
7/11/2018	<0.002	
1/29/2019	<0.002	
3/26/2019	<0.002	
9/10/2019	<0.002	
3/31/2020	<0.002	
9/15/2020	<0.002	
3/17/2021	<0.002	
8/19/2021	<0.002	
2/22/2022		<0.002
8/2/2022		<0.002
2/7/2023		<0.002

# Prediction Limit

Constituent: Copper (mg/L) Analysis Run 3/7/2023 10:57 AM View: Appendix I - Intrawell  
Plant McIntosh Client: Southern Company Data: McIntosh LF4 CCR

	GWC-1	GWC-1
8/25/2004	<0.002	
9/11/2004	<0.002	
9/26/2004	<0.002	
7/11/2005	<0.002	
12/7/2005	<0.002	
6/22/2006	<0.002	
11/28/2006	<0.002	
7/6/2007	<0.002	
12/13/2007	<0.002	
6/20/2008	<0.002	
12/7/2008	<0.002	
7/9/2009	<0.002	
12/28/2009	<0.002	
6/22/2010	<0.002	
1/4/2011	<0.002	
7/9/2011	<0.002	
1/21/2012	<0.002	
7/11/2012	<0.002	
1/20/2013	<0.002	
7/19/2013	<0.002	
1/15/2014	<0.002	
7/11/2014	<0.002	
1/16/2015	<0.002	
6/20/2015	<0.002	
1/16/2016	<0.002	
6/15/2016	<0.002	
1/12/2017	<0.002	
7/19/2017	<0.002	
1/11/2018	<0.002	
7/12/2018	<0.002	
1/30/2019	<0.002	
3/27/2019	<0.002	
9/11/2019	0.001 (J)	
4/1/2020	<0.002	
9/15/2020	<0.002	
3/16/2021	<0.002	
8/18/2021	<0.002	
2/23/2022		<0.002
8/3/2022		<0.002
2/7/2023		<0.002

# Prediction Limit

Constituent: Copper (mg/L) Analysis Run 3/7/2023 10:57 AM View: Appendix I - Intrawell  
Plant McIntosh Client: Southern Company Data: McIntosh LF4 CCR

	GWC-11	GWC-11
8/25/2004	<0.002	
9/11/2004	<0.002	
9/26/2004	<0.002	
10/13/2004	<0.002	
7/11/2005	<0.002	
12/7/2005	<0.002	
6/22/2006	<0.002	
11/28/2006	0.0027	
7/6/2007	<0.002	
12/13/2007	<0.002	
6/20/2008	<0.002	
12/7/2008	<0.002	
7/10/2009	<0.002	
12/29/2009	<0.002	
6/22/2010	<0.002	
1/5/2011	<0.002	
7/9/2011	<0.002	
1/21/2012	<0.002	
7/11/2012	<0.002	
1/19/2013	<0.002	
7/19/2013	<0.002	
1/15/2014	<0.002	
7/11/2014	0.0014 (J)	
1/16/2015	<0.002	
6/20/2015	<0.002	
1/14/2016	<0.002	
6/15/2016	<0.002	
1/12/2017	<0.002	
7/24/2017	<0.002	
1/11/2018	<0.002	
7/12/2018	<0.002	
1/30/2019	<0.002	
3/27/2019	<0.002	
9/11/2019	<0.002	
4/2/2020	0.0013 (J)	
9/15/2020	<0.002	
3/17/2021	0.0019 (J)	
8/18/2021	<0.002	
2/23/2022		<0.002
8/2/2022		<0.002
2/8/2023		<0.002

# Prediction Limit

Constituent: Copper (mg/L) Analysis Run 3/7/2023 10:57 AM View: Appendix I - Intrawell  
Plant McIntosh Client: Southern Company Data: McIntosh LF4 CCR

	GWC-12	GWC-12
8/25/2004	<0.002	
9/11/2004	<0.002	
9/26/2004	<0.002	
10/13/2004	<0.002	
7/11/2005	<0.002	
12/7/2005	<0.002	
6/22/2006	<0.002	
11/28/2006	<0.002	
7/6/2007	<0.002	
12/13/2007	<0.002	
6/20/2008	<0.002	
12/7/2008	<0.002	
7/10/2009	<0.002	
12/28/2009	<0.002	
6/22/2010	<0.002	
1/4/2011	<0.002	
7/9/2011	<0.002	
1/20/2012	<0.002	
7/11/2012	<0.002	
1/19/2013	<0.002	
7/18/2013	<0.002	
1/15/2014	<0.002	
7/11/2014	<0.002	
1/15/2015	<0.002	
6/19/2015	<0.002	
1/16/2016	<0.002	
6/15/2016	<0.002	
1/12/2017	<0.002	
7/20/2017	<0.002	
1/11/2018	<0.002	
7/12/2018	<0.002	
1/30/2019	<0.002	
3/27/2019	<0.002	
9/11/2019	0.00069 (J)	
4/1/2020	<0.002	
9/16/2020	<0.002	
3/16/2021	<0.002	
8/18/2021	0.00096 (J)	
2/23/2022		<0.002
8/3/2022		<0.002
2/7/2023		<0.002

# Prediction Limit

Constituent: Copper (mg/L) Analysis Run 3/7/2023 10:57 AM View: Appendix I - Intrawell  
Plant McIntosh Client: Southern Company Data: McIntosh LF4 CCR

---

	GWC-17	GWC-17
12/8/2015	0.0021 (J)	
12/14/2015	0.0018 (J)	
12/28/2015	<0.002	
1/13/2016	<0.002	
1/26/2016	<0.002	
6/15/2016	<0.002	
1/11/2017	<0.002	
7/19/2017	<0.002	
1/11/2018	<0.002	
7/11/2018	<0.002	
1/29/2019	<0.002	
3/27/2019	<0.002	
9/11/2019	0.0012 (J)	
4/1/2020	<0.002	
9/15/2020	<0.002	
3/16/2021	<0.002	
8/19/2021	<0.002	
2/22/2022		<0.002
8/2/2022		<0.002
2/8/2023		<0.002

# Prediction Limit

Constituent: Copper (mg/L) Analysis Run 3/7/2023 10:57 AM View: Appendix I - Intrawell  
Plant McIntosh Client: Southern Company Data: McIntosh LF4 CCR

---

	GWC-18	GWC-18
12/8/2015	<0.002	
12/14/2015	0.00096 (J)	
12/28/2015	<0.002	
1/14/2016	<0.002	
1/26/2016	<0.002	
6/16/2016	0.00068 (J)	
1/11/2017	<0.002	
7/25/2017	<0.002	
1/12/2018	<0.002	
7/11/2018	<0.002	
1/30/2019	0.0021 (J)	
3/27/2019	<0.002	
9/11/2019	0.0011 (J)	
4/1/2020	<0.002	
9/15/2020	<0.002	
3/17/2021	0.001 (J)	
8/19/2021	0.00089 (J)	
2/23/2022		<0.002
8/2/2022		<0.002
2/7/2023		<0.002

# Prediction Limit

Constituent: Copper (mg/L) Analysis Run 3/7/2023 10:57 AM View: Appendix I - Intrawell  
Plant McIntosh Client: Southern Company Data: McIntosh LF4 CCR

---

	GWC-19	GWC-19
12/8/2015	<0.002	
12/15/2015	<0.002	
12/28/2015	<0.002	
1/14/2016	<0.002	
1/26/2016	<0.002	
6/16/2016	0.00024 (J)	
1/16/2017	<0.002	
7/25/2017	<0.002	
1/12/2018	<0.002	
7/11/2018	<0.002	
1/29/2019	<0.002	
3/27/2019	<0.002	
9/11/2019	0.00085 (J)	
4/1/2020	<0.002	
9/16/2020	<0.002	
3/16/2021	<0.002	
8/19/2021	<0.002	
2/23/2022		<0.002
8/3/2022		<0.002
2/8/2023		<0.002



# Prediction Limit

Constituent: Copper (mg/L) Analysis Run 3/7/2023 10:57 AM View: Appendix I - Intrawell  
Plant McIntosh Client: Southern Company Data: McIntosh LF4 CCR

	GWC-20	GWC-20
12/9/2015	<0.002	
12/14/2015	<0.002	
12/29/2015	<0.002	
1/14/2016	<0.002	
1/25/2016	<0.002	
6/16/2016	0.00032 (J)	
1/13/2017	<0.002	
7/25/2017	<0.002	
1/12/2018	<0.002	
7/11/2018	<0.002	
1/29/2019	<0.002	
3/27/2019	<0.002	
9/11/2019	0.0012 (J)	
4/1/2020	<0.002	
9/15/2020	<0.002	
3/16/2021	<0.002	
8/19/2021	<0.002	
2/22/2022		<0.002
8/3/2022		<0.002
2/8/2023		<0.002

# Prediction Limit

Constituent: Copper (mg/L) Analysis Run 3/7/2023 10:57 AM View: Appendix I - Intrawell  
Plant McIntosh Client: Southern Company Data: McIntosh LF4 CCR

	GWC-21	GWC-21
12/9/2015	<0.002	
12/14/2015	<0.002	
12/29/2015	0.00082 (J)	
1/14/2016	0.0064 (o)	
1/25/2016	<0.002	
6/16/2016	0.00042 (J)	
1/12/2017	<0.002	
7/25/2017	<0.002	
1/11/2018	<0.002	
7/11/2018	<0.002	
1/30/2019	<0.002	
3/27/2019	<0.002	
9/11/2019	0.00066 (J)	
4/1/2020	<0.002	
9/15/2020	<0.002	
3/17/2021	<0.002	
8/19/2021	<0.002	
2/23/2022		<0.002
8/4/2022		<0.002
2/8/2023		<0.002

# Prediction Limit

Constituent: Copper (mg/L) Analysis Run 3/7/2023 10:57 AM View: Appendix I - Intrawell  
Plant McIntosh Client: Southern Company Data: McIntosh LF4 CCR

---

	GWC-23	GWC-23
6/16/2016	0.0011 (J)	
1/17/2017	<0.002	
7/25/2017	<0.002	
1/12/2018	<0.002	
7/12/2018	<0.002	
1/30/2019	<0.002	
3/27/2019	<0.002	
9/11/2019	0.00092 (J)	
4/1/2020	<0.002	
9/15/2020	<0.002	
3/17/2021	<0.002	
8/19/2021	0.0013 (J)	
2/23/2022		<0.002
8/4/2022		<0.002
2/8/2023		<0.002

# Prediction Limit

Constituent: Copper (mg/L) Analysis Run 3/7/2023 10:57 AM View: Appendix I - Intrawell  
Plant McIntosh Client: Southern Company Data: McIntosh LF4 CCR

	GWC-9	GWC-9
8/25/2004	<0.002	
9/11/2004	<0.002	
9/26/2004	0.0021	
10/13/2004	<0.002	
7/11/2005	<0.002	
12/7/2005	<0.002	
6/22/2006	<0.002	
11/28/2006	<0.002	
7/6/2007	<0.002	
12/13/2007	<0.002	
6/20/2008	<0.002	
12/7/2008	<0.002	
7/9/2009	<0.002	
12/29/2009	<0.002	
6/22/2010	<0.002	
1/5/2011	<0.002	
7/9/2011	<0.002	
1/21/2012	<0.002	
7/11/2012	<0.002	
1/19/2013	<0.002	
7/18/2013	<0.002	
1/15/2014	<0.002	
7/10/2014	<0.002	
1/16/2015	<0.002	
6/20/2015	<0.002	
1/14/2016	<0.002	
6/15/2016	<0.002	
1/13/2017	<0.002	
7/24/2017	<0.002	
1/12/2018	<0.002	
7/12/2018	<0.002	
1/30/2019	0.002 (J)	
3/27/2019	<0.002	
9/11/2019	0.00092 (J)	
4/1/2020	<0.002	
9/16/2020	<0.002	
3/17/2021	<0.002	
8/19/2021	<0.002	
2/23/2022		<0.002
8/3/2022		<0.002
2/8/2023		<0.002

# Prediction Limit

Constituent: Lead (mg/L) Analysis Run 3/7/2023 10:57 AM View: Appendix I - IntraWell  
Plant McIntosh Client: Southern Company Data: McIntosh LF4 CCR

	GWA-13	GWA-13
12/7/2015	<0.001	
12/15/2015	<0.001	
12/29/2015	<0.001	
1/13/2016	<0.001	
1/25/2016	<0.001	
4/20/2016	<0.001	
6/14/2016	<0.001	
8/9/2016	<0.001	
9/27/2016	<0.001	
11/15/2016	<0.001	
1/12/2017	<0.001	
2/28/2017	<0.001	
4/20/2017	<0.001	
7/18/2017	<0.001	
1/10/2018	<0.001	
7/11/2018	<0.001	
1/29/2019	<0.001	
3/26/2019	<0.001	
9/10/2019	0.00058 (J)	
3/31/2020	<0.001	
9/15/2020	<0.001	
3/16/2021	<0.001	
8/18/2021	<0.001	
2/22/2022		<0.001
8/2/2022		<0.001
2/6/2023		<0.001

# Prediction Limit

Constituent: Lead (mg/L) Analysis Run 3/7/2023 10:57 AM View: Appendix I - IntraWell  
Plant McIntosh Client: Southern Company Data: McIntosh LF4 CCR

	GWA-14	GWA-14
12/7/2015	<0.001	
12/15/2015	<0.001	
12/29/2015	<0.001	
1/13/2016	<0.001	
1/25/2016	<0.001	
4/20/2016	<0.001	
6/14/2016	<0.001	
8/9/2016	<0.001	
9/27/2016	<0.001	
11/15/2016	<0.001	
1/11/2017	<0.001	
2/28/2017	<0.001	
4/20/2017	<0.001	
7/19/2017	<0.001	
1/11/2018	<0.001	
7/11/2018	<0.001	
1/29/2019	<0.001	
3/26/2019	<0.001	
9/10/2019	0.00013 (J)	
4/1/2020	<0.001	
9/15/2020	<0.001	
3/16/2021	<0.001	
8/17/2021	0.00021 (J)	
2/22/2022		<0.001
8/2/2022		<0.001
2/7/2023		<0.001

# Prediction Limit

Constituent: Lead (mg/L) Analysis Run 3/7/2023 10:57 AM View: Appendix I - IntraWell  
Plant McIntosh Client: Southern Company Data: McIntosh LF4 CCR

	GWA-16	GWA-16
12/7/2015	<0.001	
12/14/2015	<0.001	
12/28/2015	<0.001	
1/13/2016	<0.001	
1/25/2016	<0.001	
4/20/2016	<0.001	
6/15/2016	<0.001	
8/9/2016	<0.001	
9/27/2016	<0.001	
11/15/2016	<0.001	
1/11/2017	<0.001	
3/1/2017	<0.001	
4/20/2017	<0.001	
7/19/2017	<0.001	
1/11/2018	<0.001	
7/11/2018	<0.001	
1/29/2019	<0.001	
3/26/2019	<0.001	
9/10/2019	0.00013 (J)	
4/1/2020	<0.001	
9/15/2020	0.00024 (J)	
3/16/2021	<0.001	
8/17/2021	<0.001	
2/22/2022		<0.001
8/2/2022		<0.001
2/7/2023		<0.001

# Prediction Limit

Constituent: Lead (mg/L) Analysis Run 3/7/2023 10:57 AM View: Appendix I - IntraWell  
Plant McIntosh Client: Southern Company Data: McIntosh LF4 CCR

	GWA-2	GWA-2
8/25/2004	<0.001	
9/11/2004	<0.001	
9/26/2004	<0.001	
10/13/2004	<0.001	
7/11/2005	<0.001	
12/7/2005	<0.001	
6/22/2006	<0.001	
11/28/2006	<0.001	
7/6/2007	<0.001	
12/13/2007	<0.001	
6/20/2008	<0.001	
12/7/2008	<0.001	
7/9/2009	<0.001	
12/28/2009	<0.001	
6/22/2010	<0.001	
1/4/2011	<0.001	
7/9/2011	<0.001	
1/21/2012	<0.001	
7/11/2012	<0.001	
1/20/2013	<0.001	
7/19/2013	<0.001	
1/15/2014	<0.001	
7/11/2014	<0.001	
1/16/2015	<0.001	
6/20/2015	<0.001	
1/16/2016	<0.001	
4/19/2016	<0.001	
6/14/2016	<0.001	
8/9/2016	<0.001	
9/26/2016	<0.001	
11/15/2016	<0.001	
1/10/2017	<0.001	
2/28/2017	<0.001	
4/19/2017	<0.001	
7/17/2017	<0.001	
1/10/2018	<0.001	
7/11/2018	<0.001	
1/29/2019	<0.001	
3/27/2019	<0.001	
9/11/2019	<0.001	
4/1/2020	<0.001	
9/15/2020	<0.001	
3/16/2021	<0.001	
8/17/2021	0.00081 (J)	
2/22/2022		0.0054
8/2/2022		0.00043 (J)
2/7/2023		0.0015



# Prediction Limit

Constituent: Lead (mg/L) Analysis Run 3/7/2023 10:57 AM View: Appendix I - IntraWell  
Plant McIntosh Client: Southern Company Data: McIntosh LF4 CCR

	GWA-3	GWA-3
8/25/2004	<0.001	
9/11/2004	<0.001	
9/26/2004	<0.001	
10/13/2004	<0.001	
7/11/2005	<0.001	
12/7/2005	<0.001	
6/22/2006	<0.001	
11/28/2006	<0.001	
7/6/2007	<0.001	
12/13/2007	<0.001	
6/20/2008	<0.001	
12/7/2008	<0.001	
7/9/2009	<0.001	
12/28/2009	<0.001	
6/22/2010	<0.001	
1/5/2011	0.014 (o)	
7/9/2011	<0.001	
1/20/2012	<0.001	
7/11/2012	<0.001	
1/19/2013	<0.001	
7/18/2013	<0.001	
1/15/2014	<0.001	
7/11/2014	<0.001	
1/15/2015	<0.001	
6/19/2015	<0.001	
1/16/2016	<0.001	
4/19/2016	<0.001	
6/14/2016	<0.001	
8/9/2016	<0.001	
9/27/2016	<0.001	
11/14/2016	<0.001	
1/10/2017	<0.001	
2/28/2017	<0.001	
4/19/2017	<0.001	
7/18/2017	<0.001	
1/10/2018	<0.001	
7/11/2018	<0.001	
1/29/2019	<0.001	
3/27/2019	<0.001	
9/11/2019	<0.001	
4/1/2020	<0.001	
9/15/2020	<0.001	
3/16/2021	<0.001	
8/17/2021	<0.001	
2/22/2022		<0.001
8/2/2022		0.015
2/7/2023		<0.001

# Prediction Limit

Constituent: Lead (mg/L) Analysis Run 3/7/2023 10:57 AM View: Appendix I - IntraWell  
Plant McIntosh Client: Southern Company Data: McIntosh LF4 CCR

	GWA-4A	GWA-4A
8/25/2004	<0.001	
9/11/2004	<0.001	
9/26/2004	<0.001	
10/13/2004	<0.001	
7/11/2005	<0.001	
12/7/2005	<0.001	
6/22/2006	<0.001	
11/28/2006	<0.001	
7/6/2007	<0.001	
12/13/2007	<0.001	
6/20/2008	<0.001	
12/7/2008	<0.001	
7/9/2009	<0.001	
12/30/2009	<0.001	
6/22/2010	<0.001	
1/4/2011	<0.001	
7/10/2011	<0.001	
1/21/2012	<0.001	
7/11/2012	<0.001	
1/20/2013	<0.001	
7/19/2013	<0.001	
1/16/2014	<0.001	
7/10/2014	<0.001	
1/16/2015	<0.001	
6/20/2015	<0.001	
1/14/2016	<0.001	
4/20/2016	<0.001	
6/14/2016	<0.001	
8/11/2016	<0.001	
9/27/2016	<0.001	
11/14/2016	<0.001	
1/10/2017	<0.001	
2/28/2017	<0.001	
4/20/2017	<0.001	
7/18/2017	<0.001	
1/10/2018	<0.001	
7/11/2018	<0.001	
1/29/2019	<0.001	
3/26/2019	<0.001	
9/10/2019	0.00051 (J)	
3/31/2020	0.00024 (J)	
9/16/2020	<0.001	
3/17/2021	<0.001	
8/19/2021	<0.001	
2/23/2022		0.00019 (J)
8/3/2022		0.0037
2/7/2023		<0.001

# Prediction Limit

Constituent: Lead (mg/L) Analysis Run 3/7/2023 10:57 AM View: Appendix I - Intrawell  
Plant McIntosh Client: Southern Company Data: McIntosh LF4 CCR

	GWA-5	GWA-5
8/25/2004	<0.001	
9/11/2004	<0.001	
9/26/2004	<0.001	
10/13/2004	<0.001	
7/11/2005	<0.001	
12/7/2005	<0.001	
6/22/2006	<0.001	
11/28/2006	<0.001	
7/6/2007	<0.001	
12/13/2007	<0.001	
6/20/2008	<0.001	
12/7/2008	<0.001	
7/9/2009	<0.001	
12/29/2009	<0.001	
6/22/2010	<0.001	
1/4/2011	<0.001	
7/9/2011	<0.001	
1/21/2012	<0.001	
7/11/2012	<0.001	
1/19/2013	<0.001	
7/18/2013	<0.001	
1/15/2014	<0.001	
7/10/2014	<0.001	
1/15/2015	<0.001	
6/19/2015	<0.001	
1/14/2016	<0.001	
4/20/2016	<0.001	
6/14/2016	0.00019 (J)	
8/9/2016	<0.001	
9/27/2016	<0.001	
11/15/2016	<0.001	
1/11/2017	<0.001	
1/19/2017	0.001 (J)	
1/24/2017	<0.001	
2/28/2017	<0.001	
4/20/2017	0.00041 (J)	
7/18/2017	<0.001	
1/10/2018	<0.001	
7/11/2018	<0.001	
1/29/2019	<0.001	
3/26/2019	<0.001	
9/10/2019	0.00074 (J)	
3/31/2020	<0.001	
9/15/2020	<0.001	
3/17/2021	<0.001	
8/19/2021	<0.001	
2/22/2022		<0.001
8/2/2022		<0.001
2/7/2023		<0.001

# Prediction Limit

Constituent: Lead (mg/L) Analysis Run 3/7/2023 10:57 AM View: Appendix I - IntraWell  
Plant McIntosh Client: Southern Company Data: McIntosh LF4 CCR

	GWC-11	GWC-11
8/25/2004	<0.001	
9/11/2004	<0.001	
9/26/2004	<0.001	
10/13/2004	<0.001	
7/11/2005	<0.001	
12/7/2005	<0.001	
6/22/2006	<0.001	
11/28/2006	<0.001	
7/6/2007	<0.001	
12/13/2007	<0.001	
6/20/2008	<0.001	
12/7/2008	<0.001	
7/10/2009	<0.001	
12/29/2009	<0.001	
6/22/2010	<0.001	
1/5/2011	<0.001	
7/9/2011	<0.001	
1/21/2012	<0.001	
7/11/2012	<0.001	
1/19/2013	<0.001	
7/19/2013	<0.001	
1/15/2014	<0.001	
7/11/2014	<0.001	
1/16/2015	<0.001	
6/20/2015	<0.001	
1/14/2016	<0.001	
4/20/2016	<0.001	
6/15/2016	0.0002 (J)	
8/10/2016	<0.001	
9/27/2016	<0.001	
11/15/2016	<0.001	
1/12/2017	<0.001	
3/1/2017	<0.001	
4/24/2017	0.00037 (J)	
7/24/2017	<0.001	
1/11/2018	<0.001	
7/12/2018	<0.001	
1/30/2019	<0.001	
3/27/2019	<0.001	
9/11/2019	<0.001	
4/2/2020	0.00025 (J)	
9/15/2020	<0.001	
3/17/2021	0.00031 (J)	
8/18/2021	<0.001	
2/23/2022		0.00017 (J)
8/2/2022		<0.001
2/8/2023		<0.001

# Prediction Limit

Constituent: Lead (mg/L) Analysis Run 3/7/2023 10:57 AM View: Appendix I - IntraWell  
Plant McIntosh Client: Southern Company Data: McIntosh LF4 CCR

	GWC-18	GWC-18
12/8/2015	<0.001	
12/14/2015	<0.001	
12/28/2015	<0.001	
1/14/2016	<0.001	
1/26/2016	<0.001	
4/19/2016	<0.001	
6/16/2016	0.00015 (J)	
8/11/2016	<0.001	
9/28/2016	<0.001	
11/16/2016	<0.001	
1/11/2017	<0.001	
3/1/2017	<0.001	
4/25/2017	<0.001	
7/25/2017	<0.001	
1/12/2018	<0.001	
7/11/2018	<0.001	
1/30/2019	0.00067 (J)	
3/27/2019	<0.001	
9/11/2019	0.00017 (J)	
4/1/2020	<0.001	
9/15/2020	<0.001	
3/17/2021	0.00015 (J)	
8/19/2021	0.00037 (J)	
2/23/2022		0.00026 (J)
8/2/2022		0.00029 (J)
2/7/2023		0.00035 (J)

# Prediction Limit

Constituent: Lead (mg/L) Analysis Run 3/7/2023 10:57 AM View: Appendix I - IntraWell  
Plant McIntosh Client: Southern Company Data: McIntosh LF4 CCR

	GWC-20	GWC-20
12/9/2015	<0.001	
12/14/2015	<0.001	
12/29/2015	<0.001	
1/14/2016	<0.001	
1/25/2016	<0.001	
4/21/2016	<0.001	
6/16/2016	<0.001	
8/10/2016	<0.001	
9/27/2016	<0.001	
11/15/2016	<0.001	
1/13/2017	<0.001	
3/1/2017	<0.001	
4/25/2017	<0.001	
7/25/2017	<0.001	
1/12/2018	<0.001	
7/11/2018	<0.001	
1/29/2019	<0.001	
3/27/2019	<0.001	
9/11/2019	0.00024 (J)	
4/1/2020	<0.001	
9/15/2020	<0.001	
3/16/2021	<0.001	
8/19/2021	<0.001	
2/22/2022		<0.001
8/3/2022		<0.001
2/8/2023		<0.001

# Prediction Limit

Constituent: Lead (mg/L) Analysis Run 3/7/2023 10:57 AM View: Appendix I - IntraWell  
Plant McIntosh Client: Southern Company Data: McIntosh LF4 CCR

	GWC-21	GWC-21
12/9/2015	<0.001	
12/14/2015	<0.001	
12/29/2015	<0.001	
1/14/2016	<0.001	
1/25/2016	<0.001	
4/21/2016	<0.001	
6/16/2016	<0.001	
8/10/2016	<0.001	
9/27/2016	0.00079 (J)	
11/15/2016	<0.001	
1/12/2017	<0.001	
3/1/2017	<0.001	
4/24/2017	<0.001	
7/25/2017	<0.001	
1/11/2018	<0.001	
7/11/2018	<0.001	
1/30/2019	<0.001	
3/27/2019	<0.001	
9/11/2019	0.00021 (J)	
4/1/2020	<0.001	
9/15/2020	<0.001	
3/17/2021	<0.001	
8/19/2021	<0.001	
2/23/2022		<0.001
8/4/2022		<0.001
2/8/2023		<0.001

# Prediction Limit

Constituent: Lead (mg/L) Analysis Run 3/7/2023 10:57 AM View: Appendix I - IntraWell  
Plant McIntosh Client: Southern Company Data: McIntosh LF4 CCR

---

	GWC-23	GWC-23
6/16/2016	<0.001	
8/10/2016	<0.001	
9/28/2016	<0.001	
11/16/2016	<0.001	
1/17/2017	<0.001	
3/2/2017	<0.001	
4/25/2017	<0.001	
7/13/2017	<0.001	
7/25/2017	<0.001	
1/12/2018	<0.001	
7/12/2018	<0.001	
1/30/2019	0.00013 (J)	
3/27/2019	<0.001	
9/11/2019	0.00018 (J)	
4/1/2020	<0.001	
9/15/2020	<0.001	
3/17/2021	<0.001	
8/19/2021	<0.001	
2/23/2022		<0.001
8/4/2022		0.00034 (J)
2/8/2023		<0.001



# Prediction Limit

Constituent: Nickel (mg/L) Analysis Run 3/7/2023 10:57 AM View: Appendix I - Intravel  
Plant McIntosh Client: Southern Company Data: McIntosh LF4 CCR

---

	GWA-13	GWA-13
12/7/2015	<0.001	
12/15/2015	<0.001	
12/29/2015	<0.001	
1/13/2016	<0.001	
1/25/2016	<0.001	
6/14/2016	<0.001	
1/12/2017	<0.001	
7/18/2017	<0.001	
1/10/2018	<0.001	
7/11/2018	<0.001	
1/29/2019	0.00033 (J)	
3/26/2019	<0.001	
9/10/2019	0.0004 (J)	
3/31/2020	<0.001	
9/15/2020	0.00037 (J)	
3/16/2021	<0.001	
8/18/2021	<0.001	
2/22/2022		<0.001
8/2/2022		<0.001
2/6/2023		<0.001

# Prediction Limit

Constituent: Nickel (mg/L) Analysis Run 3/7/2023 10:57 AM View: Appendix I - IntraWell  
Plant McIntosh Client: Southern Company Data: McIntosh LF4 CCR

---

	GWA-14	GWA-14
12/7/2015	<0.001	
12/15/2015	<0.001	
12/29/2015	<0.001	
1/13/2016	<0.001	
1/25/2016	<0.001	
6/14/2016	0.00052 (J)	
1/11/2017	<0.001	
7/19/2017	<0.001	
1/11/2018	<0.001	
7/11/2018	<0.001	
1/29/2019	0.0004 (J)	
3/26/2019	<0.001	
9/10/2019	0.00056 (J)	
4/1/2020	0.00043 (J)	
9/15/2020	0.00075 (J)	
3/16/2021	0.00045 (J)	
8/17/2021	0.00061 (J)	
2/22/2022		<0.001
8/2/2022		<0.001
2/7/2023		0.00061 (J)

# Prediction Limit

Constituent: Nickel (mg/L) Analysis Run 3/7/2023 10:57 AM View: Appendix I - IntraWell  
Plant McIntosh Client: Southern Company Data: McIntosh LF4 CCR

---

	GWA-15	GWA-15
12/7/2015	<0.001	
12/15/2015	<0.001	
12/28/2015	<0.001	
1/13/2016	<0.001	
1/25/2016	<0.001	
6/15/2016	<0.001	
1/11/2017	<0.001	
7/19/2017	<0.001	
1/11/2018	<0.001	
7/11/2018	<0.001	
1/29/2019	0.00046 (J)	
3/26/2019	<0.001	
9/11/2019	0.00042 (J)	
4/1/2020	<0.001	
9/15/2020	0.00047 (J)	
3/17/2021	0.00047 (J)	
8/19/2021	<0.001	
2/22/2022		0.00061 (J)
8/2/2022		<0.001
2/7/2023		<0.001

# Prediction Limit

Constituent: Nickel (mg/L) Analysis Run 3/7/2023 10:57 AM View: Appendix I - Intravel  
Plant McIntosh Client: Southern Company Data: McIntosh LF4 CCR

---

	GWA-16	GWA-16
12/7/2015	<0.001	
12/14/2015	<0.001	
12/28/2015	<0.001	
1/13/2016	<0.001	
1/25/2016	<0.001	
6/15/2016	<0.001	
1/11/2017	<0.001	
7/19/2017	<0.001	
1/11/2018	<0.001	
7/11/2018	<0.001	
1/29/2019	0.0004 (J)	
3/26/2019	<0.001	
9/10/2019	0.00036 (J)	
4/1/2020	<0.001	
9/15/2020	0.00045 (J)	
3/16/2021	0.00043 (J)	
8/17/2021	0.00052 (J)	
2/22/2022		<0.001
8/2/2022		<0.001
2/7/2023		0.00054 (J)

# Prediction Limit

Constituent: Nickel (mg/L) Analysis Run 3/7/2023 10:57 AM View: Appendix I - IntraWell  
Plant McIntosh Client: Southern Company Data: McIntosh LF4 CCR

	GWA-2	GWA-2
8/25/2004	<0.0025	
9/11/2004	<0.0025	
9/26/2004	<0.0025	
10/13/2004	<0.0025	
7/11/2005	<0.0025	
12/7/2005	<0.0025	
6/22/2006	<0.0025	
11/28/2006	<0.0025	
7/6/2007	<0.0025	
12/13/2007	<0.0025	
6/20/2008	<0.0025	
12/7/2008	<0.0025	
7/9/2009	0.0043	
12/28/2009	<0.0025	
6/22/2010	<0.0025	
1/4/2011	<0.0025	
7/9/2011	<0.0025	
1/21/2012	<0.0025	
7/11/2012	<0.0025	
1/20/2013	<0.0025	
7/19/2013	<0.0025	
1/15/2014	0.0016 (J)	
7/11/2014	<0.0025	
1/16/2015	<0.0025	
6/20/2015	<0.0025	
1/16/2016	<0.0025	
6/14/2016	0.0006 (J)	
1/10/2017	<0.0025	
7/17/2017	<0.0025	
1/10/2018	0.0026	
7/11/2018	<0.0025	
1/29/2019	0.00063 (J)	
3/27/2019	<0.0025	
9/11/2019	0.00091 (J)	
4/1/2020	0.00077 (J)	
9/15/2020	0.00094 (J)	
3/16/2021	0.00072 (J)	
8/17/2021	0.00097 (J)	
2/22/2022		0.00092 (J)
8/2/2022		0.00086 (J)
2/7/2023		0.00083 (J)

# Prediction Limit

Constituent: Nickel (mg/L) Analysis Run 3/7/2023 10:57 AM View: Appendix I - Intravel  
Plant McIntosh Client: Southern Company Data: McIntosh LF4 CCR

	GWA-3	GWA-3
8/25/2004	<0.001	
9/11/2004	0.03 (O)	
9/26/2004	<0.001	
10/13/2004	<0.001	
7/11/2005	<0.001	
12/7/2005	<0.001	
6/22/2006	<0.001	
11/28/2006	<0.001	
7/6/2007	<0.001	
12/13/2007	<0.001	
6/20/2008	<0.001	
12/7/2008	<0.001	
7/9/2009	<0.001	
12/28/2009	<0.001	
6/22/2010	<0.001	
1/5/2011	0.025 (O)	
7/9/2011	<0.001	
1/20/2012	<0.001	
7/11/2012	<0.001	
1/19/2013	<0.001	
7/18/2013	<0.001	
1/15/2014	<0.001	
7/11/2014	<0.001	
1/15/2015	<0.001	
6/19/2015	<0.001	
1/16/2016	<0.001	
6/14/2016	<0.001	
1/10/2017	<0.001	
7/18/2017	<0.001	
1/10/2018	<0.001	
7/11/2018	<0.001	
1/29/2019	0.00034 (J)	
3/27/2019	<0.001	
9/11/2019	0.00045 (J)	
4/1/2020	<0.001	
9/15/2020	0.00038 (J)	
3/16/2021	<0.001	
8/17/2021	0.00047 (J)	
2/22/2022		<0.001
8/2/2022		0.00054 (J)
2/7/2023		<0.001

# Prediction Limit

Constituent: Nickel (mg/L) Analysis Run 3/7/2023 10:57 AM View: Appendix I - Intravel  
Plant McIntosh Client: Southern Company Data: McIntosh LF4 CCR

	GWA-4A	GWA-4A
8/25/2004	<0.001	
9/11/2004	<0.001	
9/26/2004	<0.001	
10/13/2004	<0.001	
7/11/2005	<0.001	
12/7/2005	<0.001	
6/22/2006	<0.001	
11/28/2006	<0.001	
7/6/2007	<0.001	
12/13/2007	<0.001	
6/20/2008	<0.001	
12/7/2008	<0.001	
7/9/2009	<0.001	
12/30/2009	0.0048	
6/22/2010	<0.001	
1/4/2011	<0.001	
7/10/2011	<0.001	
1/21/2012	0.0026	
7/11/2012	0.0072	
1/20/2013	0.0025	
7/19/2013	<0.001	
1/16/2014	0.0031	
7/10/2014	<0.001	
1/16/2015	0.0024 (J)	
6/20/2015	<0.001	
1/14/2016	<0.001	
6/14/2016	0.0013 (J)	
1/10/2017	<0.001	
7/18/2017	<0.001	
1/10/2018	<0.001	
7/11/2018	0.003	
1/29/2019	0.0021 (J)	
3/26/2019	0.0021	
9/10/2019	0.002	
3/31/2020	0.0028	
9/16/2020	0.00096 (J)	
3/17/2021	0.00083 (J)	
8/19/2021	0.00065 (J)	
2/23/2022		<0.001
8/3/2022		0.00078 (J)
2/7/2023		<0.001

# Prediction Limit

Constituent: Nickel (mg/L) Analysis Run 3/7/2023 10:57 AM View: Appendix I - Intrawell  
Plant McIntosh Client: Southern Company Data: McIntosh LF4 CCR

	GWA-5	GWA-5
8/25/2004	<0.001	
9/11/2004	<0.001	
9/26/2004	<0.001	
10/13/2004	<0.001	
7/11/2005	<0.001	
12/7/2005	<0.001	
6/22/2006	<0.001	
11/28/2006	<0.001	
7/6/2007	<0.001	
12/13/2007	<0.001	
6/20/2008	<0.001	
12/7/2008	<0.001	
7/9/2009	<0.001	
12/29/2009	<0.001	
6/22/2010	<0.001	
1/4/2011	<0.001	
7/9/2011	<0.001	
1/21/2012	<0.001	
7/11/2012	0.0031	
1/19/2013	<0.001	
7/18/2013	<0.001	
1/15/2014	<0.001	
7/10/2014	<0.001	
1/15/2015	<0.001	
6/19/2015	<0.001	
1/14/2016	<0.001	
6/14/2016	0.00054 (J)	
1/11/2017	<0.001	
7/18/2017	<0.001	
1/10/2018	<0.001	
7/11/2018	<0.001	
1/29/2019	<0.001	
3/26/2019	<0.001	
9/10/2019	0.00043 (J)	
3/31/2020	<0.001	
9/15/2020	0.00056 (J)	
3/17/2021	0.00041 (J)	
8/19/2021	0.00043 (J)	
2/22/2022		<0.001
8/2/2022		<0.001
2/7/2023		0.00046 (J)



# Prediction Limit

Constituent: Nickel (mg/L) Analysis Run 3/7/2023 10:57 AM View: Appendix I - IntraWell  
Plant McIntosh Client: Southern Company Data: McIntosh LF4 CCR

	GWC-1	GWC-1
8/25/2004	<0.0025	
9/11/2004	<0.0025	
9/26/2004	<0.0025	
7/11/2005	<0.0025	
12/7/2005	<0.0025	
6/22/2006	<0.0025	
11/28/2006	<0.0025	
7/6/2007	<0.0025	
12/13/2007	<0.0025	
6/20/2008	<0.0025	
12/7/2008	<0.0025	
7/9/2009	<0.0025	
12/28/2009	<0.0025	
6/22/2010	<0.0025	
1/4/2011	<0.0025	
7/9/2011	<0.0025	
1/21/2012	<0.0025	
7/11/2012	<0.0025	
1/20/2013	<0.0025	
7/19/2013	<0.0025	
1/15/2014	0.0013 (J)	
7/11/2014	0.0013 (J)	
1/16/2015	<0.0025	
6/20/2015	0.0016 (J)	
1/16/2016	<0.0025	
6/15/2016	0.00088 (J)	
1/12/2017	<0.0025	
7/19/2017	<0.0025	
1/11/2018	<0.0025	
7/12/2018	<0.0025	
1/30/2019	<0.0025	
3/27/2019	<0.0025	
9/11/2019	0.0013	
4/1/2020	0.00099 (J)	
9/15/2020	0.0012	
3/16/2021	0.0012	
8/18/2021	0.0014	
2/23/2022		0.0012
8/3/2022		0.0013
2/7/2023		0.0012

# Prediction Limit

Constituent: Nickel (mg/L) Analysis Run 3/7/2023 10:57 AM View: Appendix I - IntraWell  
Plant McIntosh Client: Southern Company Data: McIntosh LF4 CCR

	GWC-10	GWC-10
8/25/2004	<0.001	
9/11/2004	<0.001	
9/26/2004	<0.001	
10/13/2004	<0.001	
7/11/2005	<0.001	
12/7/2005	<0.001	
6/22/2006	<0.001	
11/28/2006	<0.001	
7/6/2007	<0.001	
12/13/2007	<0.001	
6/20/2008	<0.001	
12/7/2008	<0.001	
7/10/2009	<0.001	
12/29/2009	<0.001	
6/22/2010	<0.001	
1/4/2011	<0.001	
7/10/2011	<0.001	
1/21/2012	<0.001	
7/11/2012	<0.001	
1/20/2013	<0.001	
7/19/2013	<0.001	
1/16/2014	<0.001	
7/10/2014	<0.001	
1/16/2015	<0.001	
6/20/2015	0.0013 (J)	
1/16/2016	<0.001	
6/16/2016	<0.001	
1/12/2017	<0.001	
7/24/2017	<0.001	
1/11/2018	<0.001	
7/12/2018	<0.001	
1/30/2019	<0.001	
3/27/2019	<0.001	
9/11/2019	<0.001	
4/1/2020	<0.001	
9/15/2020	0.0013	
3/16/2021	0.00043 (J)	
8/18/2021	<0.001	
2/23/2022		<0.001
8/3/2022		<0.001
2/8/2023		<0.001

# Prediction Limit

Constituent: Nickel (mg/L) Analysis Run 3/7/2023 10:57 AM View: Appendix I - Intravel  
Plant McIntosh Client: Southern Company Data: McIntosh LF4 CCR

	GWC-11	GWC-11
8/25/2004	<0.001	
9/11/2004	<0.001	
9/26/2004	<0.001	
10/13/2004	<0.001	
7/11/2005	<0.001	
12/7/2005	<0.001	
6/22/2006	<0.001	
11/28/2006	<0.001	
7/6/2007	<0.001	
12/13/2007	<0.001	
6/20/2008	<0.001	
12/7/2008	<0.001	
7/10/2009	<0.001	
12/29/2009	<0.001	
6/22/2010	<0.001	
1/5/2011	<0.001	
7/9/2011	<0.001	
1/21/2012	<0.001	
7/11/2012	0.0049	
1/19/2013	<0.001	
7/19/2013	<0.001	
1/15/2014	<0.001	
7/11/2014	0.0029	
1/16/2015	0.0014 (J)	
6/20/2015	<0.001	
1/14/2016	<0.001	
6/15/2016	0.00085 (J)	
1/12/2017	<0.001	
7/24/2017	<0.001	
1/11/2018	<0.001	
7/12/2018	<0.001	
1/30/2019	<0.001	
3/27/2019	<0.001	
9/11/2019	0.00042 (J)	
4/2/2020	0.0009 (J)	
9/15/2020	0.00063 (J)	
3/17/2021	0.00077 (J)	
8/18/2021	0.00034 (J)	
2/23/2022		<0.001
8/2/2022		<0.001
2/8/2023		<0.001

# Prediction Limit

Constituent: Nickel (mg/L) Analysis Run 3/7/2023 10:57 AM View: Appendix I - Intravel  
Plant McIntosh Client: Southern Company Data: McIntosh LF4 CCR

	GWC-12	GWC-12
8/25/2004	<0.0025	
9/11/2004	<0.0025	
9/26/2004	<0.0025	
10/13/2004	<0.0025	
7/11/2005	<0.0025	
12/7/2005	<0.0025	
6/22/2006	<0.0025	
11/28/2006	<0.0025	
7/6/2007	<0.0025	
12/13/2007	<0.0025	
6/20/2008	<0.0025	
12/7/2008	<0.0025	
7/10/2009	<0.0025	
12/28/2009	<0.0025	
6/22/2010	<0.0025	
1/4/2011	<0.0025	
7/9/2011	<0.0025	
1/20/2012	<0.0025	
7/11/2012	0.0057	
1/19/2013	<0.0025	
7/18/2013	<0.0025	
1/15/2014	0.0043	
7/11/2014	0.0026	
1/15/2015	<0.0025	
6/19/2015	<0.0025	
1/16/2016	<0.0025	
6/15/2016	0.00068 (J)	
1/12/2017	<0.0025	
7/20/2017	<0.0025	
1/11/2018	<0.0025	
7/12/2018	<0.0025	
1/30/2019	<0.0025	
3/27/2019	<0.0025	
9/11/2019	0.001	
4/1/2020	0.0008 (J)	
9/16/2020	0.00088 (J)	
3/16/2021	0.00093 (J)	
8/18/2021	0.00097 (J)	
2/23/2022		0.0011
8/3/2022		0.0064
2/7/2023		0.00082 (J)

# Prediction Limit

Constituent: Nickel (mg/L) Analysis Run 3/7/2023 10:57 AM View: Appendix I - Intravel  
Plant McIntosh Client: Southern Company Data: McIntosh LF4 CCR

---

	GWC-17	GWC-17
12/8/2015	0.0036	
12/14/2015	0.0035	
12/28/2015	0.0032	
1/13/2016	0.0029	
1/26/2016	0.0027	
6/15/2016	0.0018 (J)	
1/11/2017	0.002 (J)	
7/19/2017	0.002 (J)	
1/11/2018	0.0019 (J)	
7/11/2018	<0.0025	
1/29/2019	0.0016 (J)	
3/27/2019	0.0018	
9/11/2019	0.0018	
4/1/2020	0.0016	
9/15/2020	0.0016	
3/16/2021	0.0015	
8/19/2021	0.0017	
2/22/2022		0.0017
8/2/2022		0.0019
2/8/2023		0.0017

# Prediction Limit

Constituent: Nickel (mg/L) Analysis Run 3/7/2023 10:57 AM View: Appendix I - Intravel  
Plant McIntosh Client: Southern Company Data: McIntosh LF4 CCR

---

	GWC-18	GWC-18
12/8/2015	<0.0025	
12/14/2015	0.0019 (J)	
12/28/2015	0.0018 (J)	
1/14/2016	0.0017 (J)	
1/26/2016	0.0019 (J)	
6/16/2016	0.0014 (J)	
1/11/2017	<0.0025	
7/25/2017	<0.0025	
1/12/2018	<0.0025	
7/11/2018	<0.0025	
1/30/2019	<0.0025	
3/27/2019	<0.0025	
9/11/2019	0.0012	
4/1/2020	0.00095	
9/15/2020	0.00092 (J)	
3/17/2021	0.0011	
8/19/2021	0.0011	
2/23/2022		0.001
8/2/2022		0.00086 (J)
2/7/2023		0.0011

# Prediction Limit

Constituent: Nickel (mg/L) Analysis Run 3/7/2023 10:57 AM View: Appendix I - Intravel  
Plant McIntosh Client: Southern Company Data: McIntosh LF4 CCR

	GWC-19	GWC-19
12/8/2015	0.0022 (J)	
12/15/2015	0.0019 (J)	
12/28/2015	0.0017 (J)	
1/14/2016	0.0029	
1/26/2016	0.0014 (J)	
6/16/2016	0.0013 (J)	
1/16/2017	0.0018 (J)	
7/25/2017	0.002 (J)	
1/12/2018	0.002 (J)	
7/11/2018	0.0018 (J)	
1/29/2019	0.0017 (J)	
3/27/2019	<0.0025	
9/11/2019	0.0018	
4/1/2020	0.0014	
9/16/2020	0.0012	
3/16/2021	0.0012	
8/19/2021	0.0012	
2/23/2022		0.0011
8/3/2022		0.0051
2/8/2023		0.0012

# Prediction Limit

Constituent: Nickel (mg/L) Analysis Run 3/7/2023 10:57 AM View: Appendix I - Intravel  
Plant McIntosh Client: Southern Company Data: McIntosh LF4 CCR

	GWC-20	GWC-20
12/9/2015	0.0042	
12/14/2015	0.0067	
12/29/2015	0.0067	
1/14/2016	0.0039	
1/25/2016	0.0049	
6/16/2016	0.003 (J)	
1/13/2017	<0.0025	
7/25/2017	<0.0025	
1/12/2018	<0.0025	
7/11/2018	<0.0025	
1/29/2019	0.00093 (J)	
3/27/2019	<0.0025	
9/11/2019	0.0014	
4/1/2020	0.001	
9/15/2020	0.0011	
3/16/2021	0.00093 (J)	
8/19/2021	0.00092 (J)	
2/22/2022		0.00092 (J)
8/3/2022		0.001
2/8/2023		0.00083 (J)



# Prediction Limit

Constituent: Nickel (mg/L) Analysis Run 3/7/2023 10:57 AM View: Appendix I - Intravel  
Plant McIntosh Client: Southern Company Data: McIntosh LF4 CCR

	GWC-21	GWC-21
12/9/2015	<0.0025	
12/14/2015	<0.0025	
12/29/2015	<0.0025	
1/14/2016	<0.0025	
1/25/2016	<0.0025	
6/16/2016	0.0012 (J)	
1/12/2017	<0.0025	
7/25/2017	<0.0025	
1/11/2018	<0.0025	
7/11/2018	<0.0025	
1/30/2019	<0.0025	
3/27/2019	<0.0025	
9/11/2019	0.00097 (J)	
4/1/2020	0.00067 (J)	
9/15/2020	0.0007 (J)	
3/17/2021	0.00068 (J)	
8/19/2021	0.00067 (J)	
2/23/2022		0.00071 (J)
8/4/2022		0.00065 (J)
2/8/2023		0.00064 (J)

# Prediction Limit

Constituent: Nickel (mg/L) Analysis Run 3/7/2023 10:57 AM View: Appendix I - Intravel  
Plant McIntosh Client: Southern Company Data: McIntosh LF4 CCR

---

	GWC-23	GWC-23
6/16/2016	0.0009 (J)	
1/17/2017	<0.0025	
7/25/2017	0.002 (J)	
1/12/2018	0.0023 (J)	
7/12/2018	0.0026	
1/30/2019	<0.0025	
3/27/2019	0.0018	
9/11/2019	0.0023	
4/1/2020	0.0013	
9/15/2020	0.0013	
3/17/2021	0.0014	
8/19/2021	0.0013	
2/23/2022		0.0013
8/4/2022		0.0016
2/8/2023		0.0013

# Prediction Limit

Constituent: Nickel (mg/L) Analysis Run 3/7/2023 10:57 AM View: Appendix I - Intravel  
Plant McIntosh Client: Southern Company Data: McIntosh LF4 CCR

	GWC-9	GWC-9
8/25/2004	<0.001	
9/11/2004	<0.001	
9/26/2004	<0.001	
10/13/2004	<0.001	
7/11/2005	<0.001	
12/7/2005	<0.001	
6/22/2006	<0.001	
11/28/2006	<0.001	
7/6/2007	<0.001	
12/13/2007	<0.001	
6/20/2008	0.003	
12/7/2008	<0.001	
7/9/2009	<0.001	
12/29/2009	<0.001	
6/22/2010	<0.001	
1/5/2011	<0.001	
7/9/2011	<0.001	
1/21/2012	<0.001	
7/11/2012	0.0033	
1/19/2013	0.0026	
7/18/2013	<0.001	
1/15/2014	<0.001	
7/10/2014	<0.001	
1/16/2015	<0.001	
6/20/2015	<0.001	
1/14/2016	<0.001	
6/15/2016	<0.001	
1/13/2017	<0.001	
7/24/2017	<0.001	
1/12/2018	<0.001	
7/12/2018	<0.001	
1/30/2019	<0.001	
3/27/2019	<0.001	
9/11/2019	0.00065 (J)	
4/1/2020	<0.001	
9/16/2020	0.00075 (J)	
3/17/2021	0.0006 (J)	
8/19/2021	0.00038 (J)	
2/23/2022		0.00076 (J)
8/3/2022		0.0015
2/8/2023		0.00084 (J)

# Prediction Limit

Constituent: Selenium (mg/L) Analysis Run 3/7/2023 10:57 AM View: Appendix I - Intravel  
Plant McIntosh Client: Southern Company Data: McIntosh LF4 CCR

	GWA-13	GWA-13
12/7/2015	<0.005	
12/15/2015	<0.005	
12/29/2015	<0.005	
1/13/2016	<0.005	
1/25/2016	<0.005	
4/20/2016	<0.005	
6/14/2016	<0.005	
8/9/2016	<0.005	
9/27/2016	<0.005	
11/15/2016	<0.005	
1/12/2017	<0.005	
2/28/2017	<0.005	
4/20/2017	<0.005	
7/18/2017	<0.005	
1/10/2018	0.00025 (J)	
7/11/2018	<0.005	
1/29/2019	<0.005	
3/26/2019	<0.005	
9/10/2019	<0.005	
3/31/2020	<0.005	
9/15/2020	<0.005	
3/16/2021	<0.005	
8/18/2021	<0.005	
2/22/2022		<0.005
8/2/2022		<0.005
2/6/2023		<0.005

# Prediction Limit

Constituent: Selenium (mg/L) Analysis Run 3/7/2023 10:57 AM View: Appendix I - Intravel  
Plant McIntosh Client: Southern Company Data: McIntosh LF4 CCR

	GWA-15	GWA-15
12/7/2015	<0.005	
12/15/2015	<0.005	
12/28/2015	<0.005	
1/13/2016	<0.005	
1/25/2016	<0.005	
4/21/2016	<0.005	
6/15/2016	<0.005	
8/9/2016	<0.005	
9/27/2016	<0.005	
11/15/2016	<0.005	
1/11/2017	<0.005	
2/28/2017	<0.005	
4/20/2017	<0.005	
7/19/2017	0.00071 (J)	
1/11/2018	<0.005	
7/11/2018	<0.005	
1/29/2019	<0.005	
3/26/2019	<0.005	
9/11/2019	<0.005	
4/1/2020	<0.005	
9/15/2020	<0.005	
3/17/2021	<0.005	
8/19/2021	<0.005	
2/22/2022		<0.005
8/2/2022		<0.005
2/7/2023		<0.005

# Prediction Limit

Constituent: Selenium (mg/L) Analysis Run 3/7/2023 10:57 AM View: Appendix I - Intravel  
Plant McIntosh Client: Southern Company Data: McIntosh LF4 CCR

	GWA-16	GWA-16
12/7/2015	<0.005	
12/14/2015	<0.005	
12/28/2015	<0.005	
1/13/2016	<0.005	
1/25/2016	<0.005	
4/20/2016	<0.005	
6/15/2016	<0.005	
8/9/2016	<0.005	
9/27/2016	<0.005	
11/15/2016	<0.005	
1/11/2017	<0.005	
3/1/2017	<0.005	
4/20/2017	<0.005	
7/19/2017	0.00025 (J)	
1/11/2018	<0.005	
7/11/2018	<0.005	
1/29/2019	<0.005	
3/26/2019	<0.005	
9/10/2019	<0.005	
4/1/2020	<0.005	
9/15/2020	<0.005	
3/16/2021	<0.005	
8/17/2021	<0.005	
2/22/2022		<0.005
8/2/2022		<0.005
2/7/2023		<0.005

# Prediction Limit

Constituent: Selenium (mg/L) Analysis Run 3/7/2023 10:57 AM View: Appendix I - IntraWell  
Plant McIntosh Client: Southern Company Data: McIntosh LF4 CCR

	GWA-2	GWA-2
8/25/2004	<0.005	
9/11/2004	<0.005	
9/26/2004	<0.005	
10/13/2004	<0.005	
7/11/2005	<0.005	
12/7/2005	<0.005	
6/22/2006	<0.005	
11/28/2006	<0.005	
7/6/2007	<0.005	
12/13/2007	<0.005	
6/20/2008	<0.005	
12/7/2008	<0.005	
7/9/2009	<0.005	
12/28/2009	<0.005	
6/22/2010	<0.005	
1/4/2011	<0.005	
7/9/2011	<0.005	
1/21/2012	<0.005	
7/11/2012	<0.005	
1/20/2013	<0.005	
7/19/2013	<0.005	
1/15/2014	<0.005	
7/11/2014	<0.005	
1/16/2015	<0.005	
6/20/2015	<0.005	
1/16/2016	<0.005	
4/19/2016	<0.005	
6/14/2016	<0.005	
8/9/2016	<0.005	
9/26/2016	<0.005	
11/15/2016	<0.005	
1/10/2017	<0.005	
2/28/2017	<0.005	
4/19/2017	0.00065 (J)	
7/17/2017	0.00047 (J)	
1/10/2018	0.00052 (J)	
7/11/2018	<0.005	
1/29/2019	<0.005	
3/27/2019	<0.005	
9/11/2019	<0.005	
4/1/2020	<0.005	
9/15/2020	<0.005	
3/16/2021	<0.005	
8/17/2021	<0.005	
2/22/2022		<0.005
8/2/2022		<0.005
2/7/2023		<0.005

# Prediction Limit

Constituent: Selenium (mg/L) Analysis Run 3/7/2023 10:57 AM View: Appendix I - IntraWell  
Plant McIntosh Client: Southern Company Data: McIntosh LF4 CCR

	GWA-3	GWA-3
8/25/2004	<0.005	
9/11/2004	<0.005	
9/26/2004	<0.005	
10/13/2004	<0.005	
7/11/2005	<0.005	
12/7/2005	<0.005	
6/22/2006	<0.005	
11/28/2006	<0.005	
7/6/2007	<0.005	
12/13/2007	<0.005	
6/20/2008	<0.005	
12/7/2008	<0.005	
7/9/2009	<0.005	
12/28/2009	<0.005	
6/22/2010	<0.005	
1/5/2011	<0.005	
7/9/2011	<0.005	
1/20/2012	<0.005	
7/11/2012	<0.005	
1/19/2013	<0.005	
7/18/2013	<0.005	
1/15/2014	<0.005	
7/11/2014	<0.005	
1/15/2015	<0.005	
6/19/2015	<0.005	
1/16/2016	<0.005	
4/19/2016	<0.005	
6/14/2016	<0.005	
8/9/2016	<0.005	
9/27/2016	0.00045 (J)	
11/14/2016	<0.005	
1/10/2017	<0.005	
2/28/2017	0.0027	
4/19/2017	0.002	
7/18/2017	0.0017	
1/10/2018	0.00079 (J)	
7/11/2018	<0.005	
1/29/2019	<0.005	
3/27/2019	<0.005	
9/11/2019	<0.005	
4/1/2020	<0.005	
9/15/2020	<0.005	
3/16/2021	<0.005	
8/17/2021	<0.005	
2/22/2022		<0.005
8/2/2022		<0.005
2/7/2023		<0.005



# Prediction Limit

Constituent: Selenium (mg/L) Analysis Run 3/7/2023 10:57 AM View: Appendix I - IntraWell  
Plant McIntosh Client: Southern Company Data: McIntosh LF4 CCR

	GWA-4A	GWA-4A
8/25/2004	<0.005	
9/11/2004	<0.005	
9/26/2004	<0.005	
10/13/2004	<0.005	
7/11/2005	<0.005	
12/7/2005	<0.005	
6/22/2006	<0.005	
11/28/2006	<0.005	
7/6/2007	<0.005	
12/13/2007	<0.005	
6/20/2008	<0.005	
12/7/2008	<0.005	
7/9/2009	<0.005	
12/30/2009	<0.005	
6/22/2010	<0.005	
1/4/2011	<0.005	
7/10/2011	<0.005	
1/21/2012	<0.005	
7/11/2012	<0.005	
1/20/2013	<0.005	
7/19/2013	<0.005	
1/16/2014	<0.005	
7/10/2014	<0.005	
1/16/2015	<0.005	
6/20/2015	<0.005	
1/14/2016	<0.005	
4/20/2016	<0.005	
6/14/2016	<0.005	
8/11/2016	<0.005	
9/27/2016	<0.005	
11/14/2016	<0.005	
1/10/2017	<0.005	
2/28/2017	0.0024	
4/20/2017	<0.005	
7/18/2017	0.00026 (J)	
1/10/2018	0.00069 (J)	
7/11/2018	<0.005	
1/29/2019	<0.005	
3/26/2019	<0.005	
9/10/2019	<0.005	
3/31/2020	<0.005	
9/16/2020	<0.005	
3/17/2021	<0.005	
8/19/2021	<0.005	
2/23/2022		<0.005
8/3/2022		<0.005
2/7/2023		<0.005

# Prediction Limit

Constituent: Selenium (mg/L) Analysis Run 3/7/2023 10:57 AM View: Appendix I - IntraWell  
Plant McIntosh Client: Southern Company Data: McIntosh LF4 CCR

	GWA-5	GWA-5
8/25/2004	<0.005	
9/11/2004	<0.005	
9/26/2004	<0.005	
10/13/2004	<0.005	
7/11/2005	<0.005	
12/7/2005	<0.005	
6/22/2006	<0.005	
11/28/2006	<0.005	
7/6/2007	<0.005	
12/13/2007	<0.005	
6/20/2008	<0.005	
12/7/2008	<0.005	
7/9/2009	<0.005	
12/29/2009	<0.005	
6/22/2010	<0.005	
1/4/2011	<0.005	
7/9/2011	<0.005	
1/21/2012	<0.005	
7/11/2012	<0.005	
1/19/2013	<0.005	
7/18/2013	<0.005	
1/15/2014	<0.005	
7/10/2014	<0.005	
1/15/2015	<0.005	
6/19/2015	<0.005	
1/14/2016	<0.005	
4/20/2016	<0.005	
6/14/2016	<0.005	
8/9/2016	<0.005	
9/27/2016	<0.005	
11/15/2016	<0.005	
1/11/2017	<0.005	
1/19/2017	0.0006 (J)	
1/24/2017	0.025 (o)	
2/28/2017	<0.005	
4/20/2017	<0.005	
7/18/2017	<0.005	
1/10/2018	<0.005	
7/11/2018	<0.005	
1/29/2019	<0.005	
3/26/2019	<0.005	
9/10/2019	<0.005	
3/31/2020	<0.005	
9/15/2020	<0.005	
3/17/2021	<0.005	
8/19/2021	<0.005	
2/22/2022		<0.005
8/2/2022		<0.005
2/7/2023		<0.005

# Prediction Limit

Constituent: Selenium (mg/L) Analysis Run 3/7/2023 10:57 AM View: Appendix I - Intrawell

Plant McIntosh Client: Southern Company Data: McIntosh LF4 CCR

	GWC-1	GWC-1
8/25/2004	<0.005	
9/11/2004	<0.005	
9/26/2004	<0.005	
7/11/2005	<0.005	
12/7/2005	<0.005	
6/22/2006	<0.005	
11/28/2006	<0.005	
7/6/2007	<0.005	
12/13/2007	<0.005	
6/20/2008	<0.005	
12/7/2008	<0.005	
7/9/2009	<0.005	
12/28/2009	<0.005	
6/22/2010	<0.005	
1/4/2011	<0.005	
7/9/2011	<0.005	
1/21/2012	<0.005	
7/11/2012	<0.005	
1/20/2013	<0.005	
7/19/2013	<0.005	
1/15/2014	<0.005	
7/11/2014	<0.005	
1/16/2015	<0.005	
6/20/2015	<0.005	
1/16/2016	<0.005	
4/20/2016	<0.005	
6/15/2016	<0.005	
8/10/2016	<0.005	
9/27/2016	<0.005	
11/15/2016	<0.005	
1/12/2017	0.00035 (J)	
1/23/2017	<0.005	
3/1/2017	<0.005	
4/20/2017	<0.005	
7/19/2017	0.00026 (J)	
1/11/2018	<0.005	
7/12/2018	<0.005	
1/30/2019	<0.005	
3/27/2019	<0.005	
9/11/2019	<0.005	
4/1/2020	<0.005	
9/15/2020	<0.005	
3/16/2021	<0.005	
8/18/2021	<0.005	
2/23/2022		<0.005
8/3/2022		<0.005
2/7/2023		<0.005

# Prediction Limit

Constituent: Selenium (mg/L) Analysis Run 3/7/2023 10:57 AM View: Appendix I - Intrawell  
Plant McIntosh Client: Southern Company Data: McIntosh LF4 CCR

	GWC-10	GWC-10
8/25/2004	<0.005	
9/11/2004	<0.005	
9/26/2004	<0.005	
10/13/2004	<0.005	
7/11/2005	<0.005	
12/7/2005	<0.005	
6/22/2006	<0.005	
11/28/2006	<0.005	
7/6/2007	<0.005	
12/13/2007	<0.005	
6/20/2008	<0.005	
12/7/2008	<0.005	
7/10/2009	<0.005	
12/29/2009	<0.005	
6/22/2010	<0.005	
1/4/2011	<0.005	
7/10/2011	<0.005	
1/21/2012	<0.005	
7/11/2012	<0.005	
1/20/2013	<0.005	
7/19/2013	<0.005	
1/16/2014	<0.005	
7/10/2014	<0.005	
1/16/2015	<0.005	
6/20/2015	<0.005	
1/16/2016	<0.005	
4/21/2016	<0.005	
6/16/2016	<0.005	
8/10/2016	0.00026 (J)	
9/27/2016	0.00024 (J)	
11/15/2016	<0.005	
1/12/2017	<0.005	
3/1/2017	<0.005	
4/24/2017	<0.005	
7/24/2017	<0.005	
1/11/2018	<0.005	
7/12/2018	<0.005	
1/30/2019	<0.005	
3/27/2019	<0.005	
9/11/2019	<0.005	
4/1/2020	<0.005	
9/15/2020	<0.005	
3/16/2021	<0.005	
8/18/2021	<0.005	
2/23/2022		<0.005
8/3/2022		<0.005
2/8/2023		<0.005

# Prediction Limit

Constituent: Selenium (mg/L) Analysis Run 3/7/2023 10:57 AM View: Appendix I - Intrawell  
Plant McIntosh Client: Southern Company Data: McIntosh LF4 CCR

	GWC-11	GWC-11
8/25/2004	<0.005	
9/11/2004	<0.005	
9/26/2004	<0.005	
10/13/2004	<0.005	
7/11/2005	<0.005	
12/7/2005	<0.005	
6/22/2006	<0.005	
11/28/2006	<0.005	
7/6/2007	<0.005	
12/13/2007	<0.005	
6/20/2008	<0.005	
12/7/2008	<0.005	
7/10/2009	<0.005	
12/29/2009	<0.005	
6/22/2010	<0.005	
1/5/2011	<0.005	
7/9/2011	<0.005	
1/21/2012	<0.005	
7/11/2012	<0.005	
1/19/2013	<0.005	
7/19/2013	<0.005	
1/15/2014	<0.005	
7/11/2014	<0.005	
1/16/2015	<0.005	
6/20/2015	<0.005	
1/14/2016	<0.005	
4/20/2016	<0.005	
6/15/2016	0.00052 (J)	
8/10/2016	0.00053 (J)	
9/27/2016	0.00047 (J)	
11/15/2016	<0.005	
1/12/2017	0.00025 (J)	
3/1/2017	<0.005	
4/24/2017	<0.005	
7/24/2017	0.00032 (J)	
1/11/2018	<0.005	
7/12/2018	0.00025 (J)	
1/30/2019	<0.005	
3/27/2019	<0.005	
9/11/2019	<0.005	
4/2/2020	<0.005	
9/15/2020	<0.005	
3/17/2021	<0.005	
8/18/2021	<0.005	
2/23/2022		<0.005
8/2/2022		<0.005
2/8/2023		<0.005

# Prediction Limit

Constituent: Selenium (mg/L) Analysis Run 3/7/2023 10:57 AM View: Appendix I - Intrawell  
Plant McIntosh Client: Southern Company Data: McIntosh LF4 CCR

	GWC-18	GWC-18
12/8/2015	<0.005	
12/14/2015	<0.005	
12/28/2015	<0.005	
1/14/2016	<0.005	
1/26/2016	<0.005	
4/19/2016	<0.005	
6/16/2016	<0.005	
8/11/2016	<0.005	
9/28/2016	<0.005	
11/16/2016	<0.005	
1/11/2017	<0.005	
3/1/2017	<0.005	
4/25/2017	<0.005	
7/25/2017	<0.005	
1/12/2018	<0.005	
7/11/2018	0.00044 (J)	
1/30/2019	<0.005	
3/27/2019	<0.005	
9/11/2019	<0.005	
4/1/2020	<0.005	
9/15/2020	<0.005	
3/17/2021	<0.005	
8/19/2021	<0.005	
2/23/2022		<0.005
8/2/2022		<0.005
2/7/2023		<0.005

# Prediction Limit

Constituent: Selenium (mg/L) Analysis Run 3/7/2023 10:57 AM View: Appendix I - IntraWell  
Plant McIntosh Client: Southern Company Data: McIntosh LF4 CCR

	GWC-19	GWC-19
12/8/2015	<0.005	
12/15/2015	<0.005	
12/28/2015	<0.005	
1/14/2016	<0.005	
1/26/2016	<0.005	
4/19/2016	<0.005	
6/16/2016	<0.005	
8/10/2016	<0.005	
9/28/2016	<0.005	
11/15/2016	<0.005	
1/16/2017	<0.005	
3/1/2017	<0.005	
4/25/2017	0.00052 (J)	
7/25/2017	<0.005	
1/12/2018	<0.005	
7/11/2018	<0.005	
1/29/2019	<0.005	
3/27/2019	<0.005	
9/11/2019	<0.005	
4/1/2020	<0.005	
9/16/2020	<0.005	
3/16/2021	<0.005	
8/19/2021	<0.005	
2/23/2022		<0.005
8/3/2022		<0.005
2/8/2023		<0.005

# Prediction Limit

Constituent: Selenium (mg/L) Analysis Run 3/7/2023 10:57 AM View: Appendix I - IntraWell  
Plant McIntosh Client: Southern Company Data: McIntosh LF4 CCR

	GWC-20	GWC-20
12/9/2015	<0.005	
12/14/2015	<0.005	
12/29/2015	<0.005	
1/14/2016	<0.005	
1/25/2016	<0.005	
4/21/2016	<0.005	
6/16/2016	<0.005	
8/10/2016	<0.005	
9/27/2016	<0.005	
11/15/2016	<0.005	
1/13/2017	<0.005	
3/1/2017	<0.005	
4/25/2017	0.0021	
7/25/2017	<0.005	
1/12/2018	<0.005	
7/11/2018	<0.005	
1/29/2019	<0.005	
3/27/2019	<0.005	
9/11/2019	<0.005	
4/1/2020	<0.005	
9/15/2020	<0.005	
3/16/2021	<0.005	
8/19/2021	<0.005	
2/22/2022		<0.005
8/3/2022		<0.005
2/8/2023		<0.005



# Prediction Limit

Constituent: Selenium (mg/L) Analysis Run 3/7/2023 10:57 AM View: Appendix I - IntraWell  
Plant McIntosh Client: Southern Company Data: McIntosh LF4 CCR

	GWC-21	GWC-21
12/9/2015	<0.005	
12/14/2015	<0.005	
12/29/2015	<0.005	
1/14/2016	<0.005	
1/25/2016	<0.005	
4/21/2016	<0.005	
6/16/2016	<0.005	
8/10/2016	<0.005	
9/27/2016	0.00043 (J)	
11/15/2016	<0.005	
1/12/2017	<0.005	
3/1/2017	<0.005	
4/24/2017	<0.005	
7/25/2017	<0.005	
1/11/2018	<0.005	
7/11/2018	<0.005	
1/30/2019	<0.005	
3/27/2019	<0.005	
9/11/2019	<0.005	
4/1/2020	<0.005	
9/15/2020	<0.005	
3/17/2021	<0.005	
8/19/2021	<0.005	
2/23/2022		<0.005
8/4/2022		<0.005
2/8/2023		<0.005

# Prediction Limit

Constituent: Selenium (mg/L) Analysis Run 3/7/2023 10:57 AM View: Appendix I - Intrawell  
Plant McIntosh Client: Southern Company Data: McIntosh LF4 CCR

	GWC-9	GWC-9
8/25/2004	<0.005	
9/11/2004	<0.005	
9/26/2004	<0.005	
10/13/2004	<0.005	
7/11/2005	0.0058	
12/7/2005	<0.005	
6/22/2006	<0.005	
11/28/2006	<0.005	
7/6/2007	<0.005	
12/13/2007	<0.005	
6/20/2008	<0.005	
12/7/2008	<0.005	
7/9/2009	<0.005	
12/29/2009	<0.005	
6/22/2010	<0.005	
1/5/2011	<0.005	
7/9/2011	<0.005	
1/21/2012	<0.005	
7/11/2012	<0.005	
1/19/2013	<0.005	
7/18/2013	<0.005	
1/15/2014	<0.005	
7/10/2014	<0.005	
1/16/2015	<0.005	
6/20/2015	<0.005	
1/14/2016	<0.005	
4/19/2016	<0.005	
6/15/2016	<0.005	
8/10/2016	<0.005	
9/27/2016	<0.005	
11/15/2016	<0.005	
1/13/2017	<0.005	
3/1/2017	<0.005	
4/24/2017	<0.005	
7/24/2017	<0.005	
1/12/2018	<0.005	
7/12/2018	<0.005	
1/30/2019	<0.005	
3/27/2019	<0.005	
9/11/2019	<0.005	
4/1/2020	<0.005	
9/16/2020	<0.005	
3/17/2021	<0.005	
8/19/2021	<0.005	
2/23/2022		<0.005
8/3/2022		<0.005
2/8/2023		<0.005

# Prediction Limit

Constituent: Silver (mg/L) Analysis Run 3/7/2023 10:57 AM View: Appendix I - IntraWell  
Plant McIntosh Client: Southern Company Data: McIntosh LF4 CCR

	GWC-11	GWC-11
8/25/2004	<0.001	
9/11/2004	<0.001	
9/26/2004	<0.001	
10/13/2004	<0.001	
7/11/2005	<0.001	
12/7/2005	<0.001	
6/22/2006	<0.001	
11/28/2006	<0.001	
7/6/2007	<0.001	
12/13/2007	<0.001	
6/20/2008	<0.001	
12/7/2008	<0.001	
7/10/2009	<0.001	
12/29/2009	<0.001	
6/22/2010	<0.001	
1/5/2011	<0.001	
7/9/2011	<0.001	
1/21/2012	<0.001	
7/11/2012	<0.001	
1/19/2013	<0.001	
7/19/2013	<0.001	
1/15/2014	<0.001	
7/11/2014	0.00061 (J)	
1/16/2015	<0.001	
6/20/2015	<0.001	
1/14/2016	<0.001	
6/15/2016	<0.001	
1/12/2017	<0.001	
7/24/2017	<0.001	
1/11/2018	<0.001	
7/12/2018	<0.001	
1/30/2019	<0.001	
3/27/2019	<0.001	
9/11/2019	<0.001	
4/2/2020	<0.001	
9/15/2020	<0.001	
3/17/2021	<0.001	
8/18/2021	<0.001	
2/23/2022		<0.001
8/2/2022		<0.001
2/8/2023		<0.001

# Prediction Limit

Constituent: Thallium (mg/L) Analysis Run 3/7/2023 10:57 AM View: Appendix I - Intrawell  
Plant McIntosh Client: Southern Company Data: McIntosh LF4 CCR

	GWA-13	GWA-13
12/7/2015	<0.001	
12/15/2015	<0.001	
12/29/2015	0.0001 (J)	
1/13/2016	6E-05 (J)	
1/25/2016	<0.001	
4/20/2016	<0.001	
6/14/2016	<0.001	
8/9/2016	<0.001	
9/27/2016	<0.001	
11/15/2016	<0.001	
1/12/2017	<0.001	
2/28/2017	<0.001	
4/20/2017	<0.001	
7/18/2017	<0.001	
1/10/2018	<0.001	
7/11/2018	<0.001	
1/29/2019	<0.001	
3/26/2019	<0.001	
9/10/2019	0.00057 (J)	
3/31/2020	<0.001	
9/15/2020	<0.001	
3/16/2021	<0.001	
8/18/2021	0.00016 (J)	
2/22/2022		<0.001
8/2/2022		<0.001
2/6/2023		<0.001

# Prediction Limit

Constituent: Thallium (mg/L) Analysis Run 3/7/2023 10:57 AM View: Appendix I - IntraWell  
Plant McIntosh Client: Southern Company Data: McIntosh LF4 CCR

	GWA-14	GWA-14
12/7/2015	<0.001	
12/15/2015	<0.001	
12/29/2015	<0.001	
1/13/2016	7.9E-05 (J)	
1/25/2016	<0.001	
4/20/2016	<0.001	
6/14/2016	<0.001	
8/9/2016	<0.001	
9/27/2016	<0.001	
11/15/2016	<0.001	
1/11/2017	<0.001	
2/28/2017	<0.001	
4/20/2017	<0.001	
7/19/2017	<0.001	
1/11/2018	<0.001	
7/11/2018	<0.001	
1/29/2019	<0.001	
3/26/2019	<0.001	
9/10/2019	0.00021 (J)	
4/1/2020	0.00018 (J)	
9/15/2020	<0.001	
3/16/2021	<0.001	
8/17/2021	0.0006 (J)	
2/22/2022		<0.001
8/2/2022		<0.001
2/7/2023		<0.001

# Prediction Limit

Constituent: Thallium (mg/L) Analysis Run 3/7/2023 10:57 AM View: Appendix I - IntraWell  
Plant McIntosh Client: Southern Company Data: McIntosh LF4 CCR

	GWA-16	GWA-16
12/7/2015	<0.001	
12/14/2015	<0.001	
12/28/2015	<0.001	
1/13/2016	<0.001	
1/25/2016	<0.001	
4/20/2016	<0.001	
6/15/2016	<0.001	
8/9/2016	<0.001	
9/27/2016	<0.001	
11/15/2016	<0.001	
1/11/2017	<0.001	
3/1/2017	<0.001	
4/20/2017	<0.001	
7/19/2017	<0.001	
1/11/2018	<0.001	
7/11/2018	<0.001	
1/29/2019	<0.001	
3/26/2019	<0.001	
9/10/2019	0.0002 (J)	
4/1/2020	<0.001	
9/15/2020	<0.001	
3/16/2021	<0.001	
8/17/2021	0.00025 (J)	
2/22/2022		<0.001
8/2/2022		<0.001
2/7/2023		<0.001

# Prediction Limit

Constituent: Thallium (mg/L) Analysis Run 3/7/2023 10:57 AM View: Appendix I - Intrawell  
Plant McIntosh Client: Southern Company Data: McIntosh LF4 CCR

	GWA-2	GWA-2
8/25/2004	<0.001	
9/11/2004	<0.001	
9/26/2004	<0.001	
10/13/2004	<0.001	
7/11/2005	<0.001	
12/7/2005	<0.001	
6/22/2006	<0.001	
11/28/2006	<0.001	
7/6/2007	<0.001	
12/13/2007	<0.001	
6/20/2008	<0.001	
12/7/2008	<0.001	
7/9/2009	<0.001	
12/28/2009	<0.001	
6/22/2010	<0.001	
1/4/2011	<0.001	
7/9/2011	<0.001	
1/21/2012	<0.001	
7/11/2012	<0.001	
1/20/2013	<0.001	
7/19/2013	<0.001	
1/15/2014	<0.001	
6/20/2015	<0.001	
1/16/2016	<0.001	
4/19/2016	<0.001	
6/14/2016	<0.001	
8/9/2016	<0.001	
9/26/2016	<0.001	
11/15/2016	<0.001	
1/10/2017	<0.001	
2/28/2017	<0.001	
4/19/2017	<0.001	
7/17/2017	<0.001	
1/10/2018	<0.001	
7/11/2018	<0.001	
1/29/2019	<0.001	
3/27/2019	<0.001	
9/11/2019	<0.001	
4/1/2020	0.00017 (J)	
9/15/2020	0.00029 (J)	
3/16/2021	<0.001	
8/17/2021	0.00062 (J)	
2/22/2022		<0.001
8/2/2022		<0.001
2/7/2023		<0.001

# Prediction Limit

Constituent: Thallium (mg/L) Analysis Run 3/7/2023 10:57 AM View: Appendix I - Intrawell  
Plant McIntosh Client: Southern Company Data: McIntosh LF4 CCR

	GWA-3	GWA-3
8/25/2004	<0.001	
9/11/2004	<0.001	
9/26/2004	<0.001	
10/13/2004	<0.001	
7/11/2005	<0.001	
12/7/2005	<0.001	
6/22/2006	<0.001	
11/28/2006	<0.001	
7/6/2007	<0.001	
12/13/2007	<0.001	
6/20/2008	<0.001	
12/7/2008	<0.001	
7/9/2009	<0.001	
12/28/2009	<0.001	
6/22/2010	<0.001	
1/4/2011	<0.001	
7/9/2011	<0.001	
1/20/2012	<0.001	
7/11/2012	<0.001	
1/19/2013	<0.001	
7/18/2013	<0.001	
1/15/2014	<0.001	
6/19/2015	<0.001	
1/16/2016	<0.001	
4/19/2016	<0.001	
6/14/2016	<0.001	
8/9/2016	<0.001	
9/27/2016	<0.001	
11/14/2016	<0.001	
1/10/2017	<0.001	
2/28/2017	<0.001	
4/19/2017	<0.001	
7/18/2017	<0.001	
1/10/2018	<0.001	
7/11/2018	<0.001	
1/29/2019	<0.001	
3/27/2019	<0.001	
9/11/2019	<0.001	
4/1/2020	<0.001	
9/15/2020	0.00017 (J)	
3/16/2021	<0.001	
8/17/2021	0.00015 (J)	
2/22/2022		<0.001
8/2/2022		<0.001
2/7/2023		<0.001



# Prediction Limit

Constituent: Thallium (mg/L) Analysis Run 3/7/2023 10:57 AM View: Appendix I - Intrawell  
Plant McIntosh Client: Southern Company Data: McIntosh LF4 CCR

	GWA-4A	GWA-4A
8/25/2004	<0.001	
9/11/2004	<0.001	
9/26/2004	<0.001	
10/13/2004	<0.001	
7/11/2005	<0.001	
12/7/2005	<0.001	
6/22/2006	<0.001	
11/28/2006	<0.001	
7/6/2007	<0.001	
12/13/2007	<0.001	
6/20/2008	<0.001	
12/7/2008	<0.001	
7/9/2009	<0.001	
12/30/2009	<0.001	
6/22/2010	<0.001	
1/4/2011	<0.001	
7/9/2011	<0.001	
1/21/2012	<0.001	
7/11/2012	<0.001	
1/20/2013	<0.001	
7/19/2013	<0.001	
1/16/2014	<0.001	
6/20/2015	<0.001	
1/14/2016	<0.001	
4/20/2016	<0.001	
6/14/2016	3.6E-05 (J)	
8/11/2016	<0.001	
9/27/2016	<0.001	
11/14/2016	<0.001	
1/10/2017	<0.001	
2/28/2017	<0.001	
4/20/2017	<0.001	
7/18/2017	<0.001	
1/10/2018	<0.001	
7/11/2018	<0.001	
1/29/2019	<0.001	
3/26/2019	<0.001	
9/10/2019	0.00033 (J)	
3/31/2020	<0.001	
9/16/2020	<0.001	
3/17/2021	<0.001	
8/19/2021	<0.001	
2/23/2022		<0.001
8/3/2022		<0.001
2/7/2023		<0.001

# Prediction Limit

Constituent: Thallium (mg/L) Analysis Run 3/7/2023 10:57 AM View: Appendix I - Intrawell  
Plant McIntosh Client: Southern Company Data: McIntosh LF4 CCR

	GWA-5	GWA-5
8/25/2004	<0.001	
9/11/2004	<0.001	
9/26/2004	<0.001	
10/13/2004	<0.001	
7/11/2005	<0.001	
12/7/2005	<0.001	
6/22/2006	<0.001	
11/28/2006	<0.001	
7/6/2007	<0.001	
12/13/2007	<0.001	
6/20/2008	<0.001	
12/7/2008	<0.001	
7/9/2009	<0.001	
12/29/2009	<0.001	
6/22/2010	<0.001	
1/4/2011	<0.001	
7/9/2011	<0.001	
1/21/2012	<0.001	
7/11/2012	<0.001	
1/19/2013	<0.001	
7/18/2013	<0.001	
1/15/2014	<0.001	
6/19/2015	<0.001	
1/14/2016	<0.001	
4/20/2016	<0.001	
6/14/2016	<0.001	
8/9/2016	<0.001	
9/27/2016	<0.001	
11/15/2016	<0.001	
1/11/2017	<0.001	
1/19/2017	<0.001	
1/24/2017	0.00072	
2/28/2017	<0.001	
4/20/2017	<0.001	
7/18/2017	<0.001	
1/10/2018	<0.001	
7/11/2018	<0.001	
1/29/2019	<0.001	
3/26/2019	<0.001	
9/10/2019	<0.001	
3/31/2020	<0.001	
9/15/2020	<0.001	
3/17/2021	<0.001	
8/19/2021	<0.001	
2/22/2022		<0.001
8/2/2022		<0.001
2/7/2023		<0.001

# Prediction Limit

Constituent: Thallium (mg/L) Analysis Run 3/7/2023 10:57 AM View: Appendix I - Intrawell  
Plant McIntosh Client: Southern Company Data: McIntosh LF4 CCR

	GWC-10	GWC-10
8/25/2004	<0.001	
9/11/2004	<0.001	
9/26/2004	<0.001	
10/13/2004	<0.001	
7/11/2005	<0.001	
12/7/2005	<0.001	
6/22/2006	<0.001	
11/28/2006	<0.001	
7/6/2007	<0.001	
12/13/2007	<0.001	
6/20/2008	<0.001	
12/7/2008	<0.001	
7/10/2009	<0.001	
12/29/2009	<0.001	
6/22/2010	<0.001	
1/4/2011	<0.001	
7/9/2011	<0.001	
1/21/2012	<0.001	
7/11/2012	<0.001	
1/20/2013	<0.001	
7/18/2013	<0.001	
1/16/2014	<0.001	
6/20/2015	<0.001	
1/16/2016	<0.001	
4/21/2016	<0.001	
6/16/2016	<0.001	
8/10/2016	<0.001	
9/27/2016	<0.001	
11/15/2016	<0.001	
1/12/2017	<0.001	
3/1/2017	<0.001	
4/24/2017	<0.001	
7/24/2017	<0.001	
1/11/2018	<0.001	
7/12/2018	<0.001	
1/30/2019	<0.001	
3/27/2019	<0.001	
9/11/2019	0.0002 (J)	
4/1/2020	0.00031 (J)	
9/15/2020	<0.001	
3/16/2021	0.00037 (J)	
8/18/2021	<0.001	
2/23/2022		<0.001
8/3/2022		<0.001
2/8/2023		<0.001

# Prediction Limit

Constituent: Thallium (mg/L) Analysis Run 3/7/2023 10:57 AM View: Appendix I - Intrawell  
Plant McIntosh Client: Southern Company Data: McIntosh LF4 CCR

	GWC-11	GWC-11
8/25/2004	<0.001	
9/11/2004	<0.001	
9/26/2004	<0.001	
10/13/2004	<0.001	
7/11/2005	<0.001	
12/7/2005	<0.001	
6/22/2006	<0.001	
11/28/2006	<0.001	
7/6/2007	<0.001	
12/13/2007	<0.001	
6/20/2008	<0.001	
12/7/2008	<0.001	
7/10/2009	<0.001	
12/29/2009	<0.001	
6/22/2010	<0.001	
1/5/2011	<0.001	
7/9/2011	<0.001	
1/21/2012	<0.001	
7/11/2012	<0.001	
1/19/2013	<0.001	
7/19/2013	<0.001	
1/15/2014	<0.001	
6/20/2015	<0.001	
1/14/2016	6.1E-05 (J)	
4/20/2016	<0.001	
6/15/2016	<0.001	
8/10/2016	<0.001	
9/27/2016	<0.001	
11/15/2016	<0.001	
1/12/2017	<0.001	
3/1/2017	<0.001	
4/24/2017	<0.001	
7/24/2017	<0.001	
1/11/2018	<0.001	
7/12/2018	<0.001	
1/30/2019	<0.001	
3/27/2019	<0.001	
9/11/2019	<0.001	
4/2/2020	0.00028 (J)	
9/15/2020	<0.001	
3/17/2021	0.00047 (J)	
8/18/2021	<0.001	
2/23/2022		<0.001
8/2/2022		<0.001
2/8/2023		<0.001

# Prediction Limit

Constituent: Thallium (mg/L) Analysis Run 3/7/2023 10:57 AM View: Appendix I - Intrawell  
Plant McIntosh Client: Southern Company Data: McIntosh LF4 CCR

	GWC-12	GWC-12
8/25/2004	<0.001	
9/11/2004	<0.001	
9/26/2004	<0.001	
10/13/2004	<0.001	
7/11/2005	<0.001	
12/7/2005	<0.001	
6/22/2006	<0.001	
11/28/2006	<0.001	
7/6/2007	<0.001	
12/13/2007	<0.001	
6/20/2008	<0.001	
12/7/2008	<0.001	
7/10/2009	<0.001	
12/28/2009	<0.001	
6/22/2010	<0.001	
1/4/2011	<0.001	
7/9/2011	<0.001	
1/20/2012	<0.001	
7/11/2012	<0.001	
1/19/2013	<0.001	
7/18/2013	<0.001	
1/15/2014	<0.001	
6/19/2015	<0.001	
1/16/2016	<0.001	
4/20/2016	<0.001	
6/15/2016	<0.001	
8/10/2016	<0.001	
9/27/2016	<0.001	
11/15/2016	<0.001	
1/12/2017	<0.001	
3/1/2017	<0.001	
4/20/2017	<0.001	
7/20/2017	<0.001	
1/11/2018	<0.001	
7/12/2018	<0.001	
1/30/2019	<0.001	
3/27/2019	<0.001	
9/11/2019	0.00017 (J)	
4/1/2020	<0.001	
9/16/2020	<0.001	
3/16/2021	0.00022 (J)	
8/18/2021	<0.001	
2/23/2022		<0.001
8/3/2022		<0.001
2/7/2023		<0.001

# Prediction Limit

Constituent: Thallium (mg/L) Analysis Run 3/7/2023 10:57 AM View: Appendix I - Intrawell  
Plant McIntosh Client: Southern Company Data: McIntosh LF4 CCR

	GWC-17	GWC-17
12/8/2015	0.0001 (J)	
12/14/2015	9E-05 (J)	
12/28/2015	9E-05 (J)	
1/13/2016	0.0001 (J)	
1/26/2016	9.5E-05 (J)	
4/20/2016	<0.001	
6/15/2016	3.8E-05 (J)	
8/9/2016	<0.001	
9/27/2016	<0.001	
11/15/2016	<0.001	
1/11/2017	<0.001	
3/1/2017	<0.001	
4/20/2017	<0.001	
7/19/2017	<0.001	
1/11/2018	<0.001	
7/11/2018	<0.001	
1/29/2019	<0.001	
3/27/2019	<0.001	
9/11/2019	<0.001	
4/1/2020	<0.001	
9/15/2020	<0.001	
3/16/2021	<0.001	
8/19/2021	<0.001	
2/22/2022		<0.001
8/2/2022		<0.001
2/8/2023		<0.001

# Prediction Limit

Constituent: Thallium (mg/L) Analysis Run 3/7/2023 10:57 AM View: Appendix I - IntraWell  
Plant McIntosh Client: Southern Company Data: McIntosh LF4 CCR

	GWC-18	GWC-18
12/8/2015	0.0001 (J)	
12/14/2015	0.0001 (J)	
12/28/2015	0.0001 (J)	
1/14/2016	0.000137 (J)	
1/26/2016	0.000142 (J)	
4/19/2016	<0.001	
6/16/2016	0.00013 (J)	
8/11/2016	0.00011 (J)	
9/28/2016	0.00012 (J)	
11/16/2016	<0.001	
1/11/2017	9.5E-05 (J)	
3/1/2017	0.00011 (J)	
4/25/2017	0.00012 (J)	
7/25/2017	0.00011 (J)	
1/12/2018	0.00011 (J)	
7/11/2018	9.5E-05 (J)	
1/30/2019	0.00012 (J)	
3/27/2019	<0.001	
9/11/2019	0.00018 (J)	
4/1/2020	<0.001	
9/15/2020	<0.001	
3/17/2021	0.00016 (J)	
8/19/2021	<0.001	
2/23/2022		<0.001
8/2/2022		<0.001
2/7/2023		<0.001

# Prediction Limit

Constituent: Thallium (mg/L) Analysis Run 3/7/2023 10:57 AM View: Appendix I - IntraWell  
Plant McIntosh Client: Southern Company Data: McIntosh LF4 CCR

	GWC-19	GWC-19
12/8/2015	<0.001	
12/15/2015	<0.001	
12/28/2015	<0.001	
1/14/2016	7.9E-05 (J)	
1/26/2016	<0.001	
4/19/2016	<0.001	
6/16/2016	<0.001	
8/10/2016	<0.001	
9/28/2016	<0.001	
11/15/2016	<0.001	
1/16/2017	<0.001	
3/1/2017	<0.001	
4/25/2017	<0.001	
7/25/2017	<0.001	
1/12/2018	<0.001	
7/11/2018	<0.001	
1/29/2019	<0.001	
3/27/2019	<0.001	
9/11/2019	0.00019 (J)	
4/1/2020	<0.001	
9/16/2020	0.00026 (J)	
3/16/2021	<0.001	
8/19/2021	<0.001	
2/23/2022		<0.001
8/3/2022		<0.001
2/8/2023		<0.001



# Prediction Limit

Constituent: Thallium (mg/L) Analysis Run 3/7/2023 10:57 AM View: Appendix I - IntraWell  
Plant McIntosh Client: Southern Company Data: McIntosh LF4 CCR

	GWC-20	GWC-20
12/9/2015	0.0001 (J)	
12/14/2015	9E-05 (J)	
12/29/2015	0.0001 (J)	
1/14/2016	0.000118 (J)	
1/25/2016	0.000102 (J)	
4/21/2016	<0.001	
6/16/2016	5.2E-05 (J)	
8/10/2016	<0.001	
9/27/2016	<0.001	
11/15/2016	<0.001	
1/13/2017	<0.001	
3/1/2017	<0.001	
4/25/2017	<0.001	
7/25/2017	<0.001	
1/12/2018	<0.001	
7/11/2018	<0.001	
1/29/2019	<0.001	
3/27/2019	<0.001	
9/11/2019	0.00034 (J)	
4/1/2020	<0.001	
9/15/2020	<0.001	
3/16/2021	<0.001	
8/19/2021	<0.001	
2/22/2022		<0.001
8/3/2022		<0.001
2/8/2023		<0.001

# Prediction Limit

Constituent: Thallium (mg/L) Analysis Run 3/7/2023 10:57 AM View: Appendix I - IntraWell  
Plant McIntosh Client: Southern Company Data: McIntosh LF4 CCR

	GWC-21	GWC-21
12/9/2015	<0.001	
12/14/2015	<0.001	
12/29/2015	<0.001	
1/14/2016	<0.001	
1/25/2016	<0.001	
4/21/2016	<0.001	
6/16/2016	2.7E-05 (J)	
8/10/2016	<0.001	
9/27/2016	0.00016 (J)	
11/15/2016	<0.001	
1/12/2017	<0.001	
3/1/2017	<0.001	
4/24/2017	<0.001	
7/25/2017	<0.001	
1/11/2018	<0.001	
7/11/2018	<0.001	
1/30/2019	<0.001	
3/27/2019	<0.001	
9/11/2019	0.00041 (J)	
4/1/2020	<0.001	
9/15/2020	<0.001	
3/17/2021	<0.001	
8/19/2021	<0.001	
2/23/2022		<0.001
8/4/2022		<0.001
2/8/2023		<0.001

# Prediction Limit

Constituent: Thallium (mg/L) Analysis Run 3/7/2023 10:57 AM View: Appendix I - Intrawell  
Plant McIntosh Client: Southern Company Data: McIntosh LF4 CCR

---

	GWC-23	GWC-23
6/16/2016	<0.001	
8/10/2016	<0.001	
9/28/2016	<0.001	
11/16/2016	<0.001	
1/17/2017	<0.001	
3/2/2017	<0.001	
4/25/2017	<0.001	
7/13/2017	<0.001	
7/25/2017	9E-05 (J)	
1/12/2018	0.00011 (J)	
7/12/2018	0.0001 (J)	
1/30/2019	0.00016 (J)	
3/27/2019	0.00011	
9/11/2019	0.00034 (J)	
4/1/2020	<0.001	
9/15/2020	<0.001	
3/17/2021	<0.001	
8/19/2021	<0.001	
2/23/2022		<0.001
8/4/2022		<0.001
2/8/2023		<0.001

# Prediction Limit

Constituent: Thallium (mg/L) Analysis Run 3/7/2023 10:57 AM View: Appendix I - Intrawell  
Plant McIntosh Client: Southern Company Data: McIntosh LF4 CCR

	GWC-9	GWC-9
8/25/2004	<0.001	
9/11/2004	<0.001	
9/26/2004	<0.001	
10/13/2004	<0.001	
7/11/2005	<0.001	
12/7/2005	<0.001	
6/22/2006	<0.001	
11/28/2006	<0.001	
7/6/2007	<0.001	
12/13/2007	<0.001	
6/20/2008	<0.001	
12/7/2008	<0.001	
7/9/2009	<0.001	
12/29/2009	<0.001	
6/22/2010	<0.001	
1/5/2011	<0.001	
7/9/2011	<0.001	
1/21/2012	<0.001	
7/11/2012	<0.001	
1/19/2013	<0.001	
7/18/2013	<0.001	
1/15/2014	<0.001	
6/20/2015	<0.001	
1/14/2016	<0.001	
4/19/2016	<0.001	
6/15/2016	<0.001	
8/10/2016	<0.001	
9/27/2016	<0.001	
11/15/2016	<0.001	
1/13/2017	<0.001	
3/1/2017	<0.001	
4/24/2017	<0.001	
7/24/2017	<0.001	
1/12/2018	<0.001	
7/12/2018	<0.001	
1/30/2019	<0.001	
3/27/2019	<0.001	
9/11/2019	0.00023 (J)	
4/1/2020	<0.001	
9/16/2020	<0.001	
3/17/2021	<0.001	
8/19/2021	<0.001	
2/23/2022		<0.001
8/3/2022		<0.001
2/8/2023		<0.001

# Prediction Limit

Constituent: Vanadium (mg/L) Analysis Run 3/7/2023 10:57 AM View: Appendix I - Intrawell  
Plant McIntosh Client: Southern Company Data: McIntosh LF4 CCR

	GWA-13	GWA-13
12/7/2015	<0.002	
12/15/2015	<0.002	
12/29/2015	<0.002	
1/13/2016	<0.002	
1/25/2016	<0.002	
6/14/2016	0.00055 (J)	
1/12/2017	0.0018 (J)	
7/18/2017	<0.002	
1/10/2018	<0.002	
7/11/2018	<0.002	
1/29/2019	0.0018 (J)	
3/26/2019	<0.002	
9/10/2019	0.0027	
3/31/2020	<0.002	
9/15/2020	<0.002	
3/16/2021	<0.002	
8/18/2021	<0.002	
2/22/2022		<0.002
8/2/2022		<0.002
2/6/2023		<0.002

# Prediction Limit

Constituent: Vanadium (mg/L) Analysis Run 3/7/2023 10:57 AM View: Appendix I - Intrawell  
Plant McIntosh Client: Southern Company Data: McIntosh LF4 CCR

	GWA-14	GWA-14
12/7/2015	<0.002	
12/15/2015	<0.002	
12/29/2015	<0.002	
1/13/2016	<0.002	
1/25/2016	<0.002	
6/14/2016	0.00033 (J)	
1/11/2017	<0.002	
7/19/2017	<0.002	
1/11/2018	<0.002	
7/11/2018	<0.002	
1/29/2019	<0.002	
3/26/2019	<0.002	
9/10/2019	0.002	
4/1/2020	<0.002	
9/15/2020	<0.002	
3/16/2021	<0.002	
8/17/2021	<0.002	
2/22/2022		<0.002
8/2/2022		<0.002
2/7/2023		<0.002

# Prediction Limit

Constituent: Vanadium (mg/L) Analysis Run 3/7/2023 10:57 AM View: Appendix I - Intrawell  
Plant McIntosh Client: Southern Company Data: McIntosh LF4 CCR

	GWA-15	GWA-15
12/7/2015	<0.002	
12/15/2015	<0.002	
12/28/2015	<0.002	
1/13/2016	<0.002	
1/25/2016	<0.002	
6/15/2016	0.0003 (J)	
1/11/2017	0.0017 (J)	
7/19/2017	<0.002	
1/11/2018	<0.002	
7/11/2018	<0.002	
1/29/2019	<0.002	
3/26/2019	0.0041	
9/11/2019	0.0016	
4/1/2020	<0.002	
9/15/2020	<0.002	
3/17/2021	<0.002	
8/19/2021	<0.002	
2/22/2022		<0.002
8/2/2022		<0.002
2/7/2023		<0.002

# Prediction Limit

Constituent: Vanadium (mg/L) Analysis Run 3/7/2023 10:57 AM View: Appendix I - Intrawell  
Plant McIntosh Client: Southern Company Data: McIntosh LF4 CCR

	GWA-16	GWA-16
12/7/2015	<0.002	
12/14/2015	<0.002	
12/28/2015	<0.002	
1/13/2016	<0.002	
1/25/2016	<0.002	
6/15/2016	0.00015 (J)	
1/11/2017	0.0015 (J)	
7/19/2017	<0.002	
1/11/2018	<0.002	
7/11/2018	<0.002	
1/29/2019	<0.002	
3/26/2019	0.0019	
9/10/2019	0.0019	
4/1/2020	<0.002	
9/15/2020	<0.002	
3/16/2021	<0.002	
8/17/2021	<0.002	
2/22/2022		<0.002
8/2/2022		<0.002
2/7/2023		<0.002



# Prediction Limit

Constituent: Vanadium (mg/L) Analysis Run 3/7/2023 10:57 AM View: Appendix I - Intrawell  
Plant McIntosh Client: Southern Company Data: McIntosh LF4 CCR

	GWA-2	GWA-2
8/25/2004	<0.002	
9/11/2004	<0.002	
9/26/2004	<0.002	
10/13/2004	<0.002	
7/11/2005	<0.002	
12/7/2005	<0.002	
6/22/2006	<0.002	
11/28/2006	<0.002	
7/6/2007	<0.002	
12/13/2007	<0.002	
6/20/2008	<0.002	
12/7/2008	<0.002	
7/9/2009	<0.002	
12/28/2009	<0.002	
6/22/2010	<0.002	
1/4/2011	<0.002	
7/9/2011	<0.002	
1/21/2012	<0.002	
7/11/2012	0.0051	
1/20/2013	<0.002	
7/19/2013	<0.002	
1/15/2014	<0.002	
7/11/2014	<0.002	
1/16/2015	<0.002	
6/20/2015	<0.002	
1/16/2016	<0.002	
6/14/2016	0.00044 (J)	
1/10/2017	0.0014 (J)	
7/17/2017	<0.002	
1/10/2018	<0.002	
7/11/2018	<0.002	
1/29/2019	<0.002	
3/27/2019	0.0019	
9/11/2019	0.0014	
4/1/2020	<0.002	
9/15/2020	<0.002	
3/16/2021	<0.002	
8/17/2021	<0.002	
2/22/2022		0.001
8/2/2022		<0.002
2/7/2023		<0.002

# Prediction Limit

Constituent: Vanadium (mg/L) Analysis Run 3/7/2023 10:57 AM View: Appendix I - Intrawell  
Plant McIntosh Client: Southern Company Data: McIntosh LF4 CCR

	GWA-3	GWA-3
8/25/2004	<0.002	
9/11/2004	<0.002	
9/26/2004	<0.002	
10/13/2004	<0.002	
7/11/2005	<0.002	
12/7/2005	<0.002	
6/22/2006	<0.002	
11/28/2006	<0.002	
7/6/2007	0.0031	
12/13/2007	<0.002	
6/20/2008	0.005	
12/7/2008	<0.002	
7/9/2009	<0.002	
12/28/2009	<0.002	
6/22/2010	<0.002	
1/5/2011	0.056 (O)	
7/9/2011	0.0033	
1/20/2012	<0.002	
7/11/2012	<0.002	
1/19/2013	<0.002	
7/18/2013	<0.002	
1/15/2014	<0.002	
7/11/2014	<0.002	
1/15/2015	<0.002	
6/19/2015	<0.002	
1/16/2016	<0.002	
6/14/2016	0.00027 (J)	
1/10/2017	0.0015 (J)	
7/18/2017	<0.002	
1/10/2018	<0.002	
7/11/2018	<0.002	
1/29/2019	<0.002	
3/27/2019	0.0047	
9/11/2019	0.0012	
4/1/2020	<0.002	
9/15/2020	<0.002	
3/16/2021	<0.002	
8/17/2021	<0.002	
2/22/2022		<0.002
8/2/2022		<0.002
2/7/2023		<0.002

# Prediction Limit

Constituent: Vanadium (mg/L) Analysis Run 3/7/2023 10:57 AM View: Appendix I - Intrawell  
Plant McIntosh Client: Southern Company Data: McIntosh LF4 CCR

	GWA-4A	GWA-4A
8/25/2004	<0.002	
9/11/2004	<0.002	
9/26/2004	<0.002	
10/13/2004	<0.002	
7/11/2005	<0.002	
12/7/2005	<0.002	
6/22/2006	<0.002	
11/28/2006	<0.002	
7/6/2007	<0.002	
12/13/2007	<0.002	
6/20/2008	0.0033	
12/7/2008	<0.002	
7/9/2009	<0.002	
12/30/2009	<0.002	
6/22/2010	<0.002	
1/4/2011	<0.002	
7/10/2011	<0.002	
1/21/2012	<0.002	
7/11/2012	<0.002	
1/20/2013	<0.002	
7/19/2013	<0.002	
1/16/2014	<0.002	
7/10/2014	<0.002	
1/16/2015	<0.002	
6/20/2015	<0.002	
1/14/2016	<0.002	
6/14/2016	0.00028 (J)	
1/10/2017	0.0014 (J)	
7/18/2017	<0.002	
1/10/2018	<0.002	
7/11/2018	<0.002	
1/29/2019	<0.002	
3/26/2019	0.0027	
9/10/2019	0.0018	
3/31/2020	<0.002	
9/16/2020	<0.002	
3/17/2021	<0.002	
8/19/2021	<0.002	
2/23/2022		<0.002
8/3/2022		0.00097 (J)
2/7/2023		<0.002

# Prediction Limit

Constituent: Vanadium (mg/L) Analysis Run 3/7/2023 10:57 AM View: Appendix I - Intrawell  
Plant McIntosh Client: Southern Company Data: McIntosh LF4 CCR

	GWA-5	GWA-5
8/25/2004	<0.002	
9/11/2004	<0.002	
9/26/2004	<0.002	
10/13/2004	<0.002	
7/11/2005	<0.002	
12/7/2005	<0.002	
6/22/2006	<0.002	
11/28/2006	<0.002	
7/6/2007	<0.002	
12/13/2007	<0.002	
6/20/2008	<0.002	
12/7/2008	<0.002	
7/9/2009	<0.002	
12/29/2009	<0.002	
6/22/2010	<0.002	
1/4/2011	<0.002	
7/9/2011	<0.002	
1/21/2012	<0.002	
7/11/2012	<0.002	
1/19/2013	<0.002	
7/18/2013	<0.002	
1/15/2014	<0.002	
7/10/2014	<0.002	
1/15/2015	<0.002	
6/19/2015	0.0035 (J)	
1/14/2016	<0.002	
6/14/2016	0.00047 (J)	
1/11/2017	0.0016 (J)	
7/18/2017	<0.002	
1/10/2018	<0.002	
7/11/2018	<0.002	
1/29/2019	<0.002	
3/26/2019	0.0015	
9/10/2019	0.0018	
3/31/2020	<0.002	
9/15/2020	<0.002	
3/17/2021	<0.002	
8/19/2021	<0.002	
2/22/2022		<0.002
8/2/2022		<0.002
2/7/2023		<0.002

# Prediction Limit

Constituent: Vanadium (mg/L) Analysis Run 3/7/2023 10:57 AM View: Appendix I - Intrawell  
Plant McIntosh Client: Southern Company Data: McIntosh LF4 CCR

	GWC-1	GWC-1
8/25/2004	<0.002	
9/11/2004	<0.002	
9/26/2004	<0.002	
7/11/2005	<0.002	
12/7/2005	<0.002	
6/22/2006	<0.002	
11/28/2006	<0.002	
7/6/2007	<0.002	
12/13/2007	<0.002	
6/20/2008	<0.002	
12/7/2008	<0.002	
7/9/2009	<0.002	
12/28/2009	<0.002	
6/22/2010	<0.002	
1/4/2011	<0.002	
7/9/2011	0.0032	
1/21/2012	<0.002	
7/11/2012	<0.002	
1/20/2013	<0.002	
7/19/2013	<0.002	
1/15/2014	<0.002	
7/11/2014	<0.002	
1/16/2015	<0.002	
6/20/2015	0.0017 (J)	
1/16/2016	<0.002	
6/15/2016	0.00031 (J)	
1/12/2017	0.0031	
7/19/2017	<0.002	
1/11/2018	<0.002	
7/12/2018	<0.002	
1/30/2019	<0.002	
3/27/2019	<0.002	
9/11/2019	0.0013	
4/1/2020	<0.002	
9/15/2020	<0.002	
3/16/2021	<0.002	
8/18/2021	0.0011	
2/23/2022		<0.002
8/3/2022		<0.002
2/7/2023		<0.002

# Prediction Limit

Constituent: Vanadium (mg/L) Analysis Run 3/7/2023 10:57 AM View: Appendix I - Intrawell  
Plant McIntosh Client: Southern Company Data: McIntosh LF4 CCR

	GWC-10	GWC-10
8/25/2004	<0.001	
9/11/2004	<0.001	
9/26/2004	<0.001	
10/13/2004	<0.001	
7/11/2005	<0.001	
12/7/2005	<0.001	
6/22/2006	<0.001	
11/28/2006	<0.001	
7/6/2007	<0.001	
12/13/2007	<0.001	
6/20/2008	<0.001	
12/7/2008	<0.001	
7/10/2009	<0.001	
12/29/2009	<0.001	
6/22/2010	<0.001	
1/4/2011	<0.001	
7/10/2011	<0.001	
1/21/2012	<0.001	
7/11/2012	<0.001	
1/20/2013	<0.001	
7/19/2013	<0.001	
1/16/2014	<0.001	
7/10/2014	<0.001	
1/16/2015	0.00098 (J)	
6/20/2015	0.0019 (J)	
1/16/2016	0.0008 (J)	
6/16/2016	0.0011 (J)	
1/12/2017	0.0087 (o)	
7/24/2017	0.0027	
1/11/2018	<0.001	
7/12/2018	<0.001	
1/30/2019	0.0027 (J)	
3/27/2019	0.0065 (o)	
9/11/2019	0.0022	
4/1/2020	0.0012	
9/15/2020	<0.001	
3/16/2021	0.0013	
8/18/2021	0.0015	
2/23/2022		0.0011
8/3/2022		0.002
2/8/2023		0.001 (J)

# Prediction Limit

Constituent: Vanadium (mg/L) Analysis Run 3/7/2023 10:57 AM View: Appendix I - Intrawell  
Plant McIntosh Client: Southern Company Data: McIntosh LF4 CCR

	GWC-11	GWC-11
8/25/2004	<0.0025	
9/11/2004	<0.0025	
9/26/2004	<0.0025	
10/13/2004	<0.0025	
7/11/2005	<0.0025	
12/7/2005	<0.0025	
6/22/2006	<0.0025	
11/28/2006	<0.0025	
7/6/2007	<0.0025	
12/13/2007	<0.0025	
6/20/2008	0.0093 (o)	
12/7/2008	<0.0025	
7/10/2009	<0.0025	
12/29/2009	<0.0025	
6/22/2010	0.0025	
1/5/2011	<0.0025	
7/9/2011	<0.0025	
1/21/2012	<0.0025	
7/11/2012	<0.0025	
1/19/2013	<0.0025	
7/19/2013	<0.0025	
1/15/2014	<0.0025	
7/11/2014	0.001 (J)	
1/16/2015	0.00089 (J)	
6/20/2015	0.0017 (J)	
1/14/2016	0.0017 (J)	
6/15/2016	0.0018 (J)	
1/12/2017	0.01 (o)	
7/24/2017	0.0015 (J)	
1/11/2018	<0.0025	
7/12/2018	<0.0025	
1/30/2019	<0.0025	
3/27/2019	0.0016	
9/11/2019	0.0025	
4/2/2020	0.0016	
9/15/2020	0.001	
3/17/2021	0.0015	
8/18/2021	0.0018	
2/23/2022		0.0013
8/2/2022		0.0014
2/8/2023		0.00095 (J)

# Prediction Limit

Constituent: Vanadium (mg/L) Analysis Run 3/7/2023 10:57 AM View: Appendix I - Intrawell  
Plant McIntosh Client: Southern Company Data: McIntosh LF4 CCR

	GWC-12	GWC-12
8/25/2004	<0.002	
9/11/2004	<0.002	
9/26/2004	<0.002	
10/13/2004	<0.002	
7/11/2005	<0.002	
12/7/2005	<0.002	
6/22/2006	<0.002	
11/28/2006	<0.002	
7/6/2007	<0.002	
12/13/2007	<0.002	
6/20/2008	<0.002	
12/7/2008	<0.002	
7/10/2009	<0.002	
12/28/2009	<0.002	
6/22/2010	<0.002	
1/4/2011	<0.002	
7/9/2011	<0.002	
1/20/2012	<0.002	
7/11/2012	<0.002	
1/19/2013	<0.002	
7/18/2013	<0.002	
1/15/2014	<0.002	
7/11/2014	<0.002	
1/15/2015	<0.002	
6/19/2015	<0.002	
1/16/2016	<0.002	
6/15/2016	0.0004 (J)	
1/12/2017	0.0075 (o)	
7/20/2017	0.0015 (J)	
1/11/2018	<0.002	
7/12/2018	<0.002	
1/30/2019	<0.002	
3/27/2019	0.0078 (o)	
9/11/2019	0.0011	
4/1/2020	<0.002	
9/16/2020	<0.002	
3/16/2021	<0.002	
8/18/2021	<0.002	
2/23/2022		<0.002
8/3/2022		0.0016
2/7/2023		<0.002



# Prediction Limit

Constituent: Vanadium (mg/L) Analysis Run 3/7/2023 10:57 AM View: Appendix I - Intrawell  
Plant McIntosh Client: Southern Company Data: McIntosh LF4 CCR

	GWC-17	GWC-17
12/8/2015	<0.002	
12/14/2015	<0.002	
12/28/2015	<0.002	
1/13/2016	<0.002	
1/26/2016	<0.002	
6/15/2016	0.00047 (J)	
1/11/2017	<0.002	
7/19/2017	<0.002	
1/11/2018	<0.002	
7/11/2018	<0.002	
1/29/2019	<0.002	
3/27/2019	0.004	
9/11/2019	0.0018	
4/1/2020	<0.002	
9/15/2020	<0.002	
3/16/2021	<0.002	
8/19/2021	0.0013	
2/22/2022		<0.002
8/2/2022		<0.002
2/8/2023		<0.002

# Prediction Limit

Constituent: Vanadium (mg/L) Analysis Run 3/7/2023 10:57 AM View: Appendix I - Intrawell  
Plant McIntosh Client: Southern Company Data: McIntosh LF4 CCR

---

	GWC-18	GWC-18
12/8/2015	0.0023 (J)	
12/14/2015	0.0028 (J)	
12/28/2015	0.0024 (J)	
1/14/2016	0.0022 (J)	
1/26/2016	0.0022 (J)	
6/16/2016	0.0041 (J)	
1/11/2017	0.003	
7/25/2017	0.0055	
1/12/2018	0.0022 (J)	
7/11/2018	0.0016 (J)	
1/30/2019	0.0042 (J)	
3/27/2019	0.0074	
9/11/2019	0.0037	
4/1/2020	0.0024	
9/15/2020	0.0022	
3/17/2021	0.0026	
8/19/2021	0.003	
2/23/2022		0.0025
8/2/2022		0.0028
2/7/2023		0.0038

# Prediction Limit

Constituent: Vanadium (mg/L) Analysis Run 3/7/2023 10:57 AM View: Appendix I - Intrawell  
Plant McIntosh Client: Southern Company Data: McIntosh LF4 CCR

	GWC-19	GWC-19
12/8/2015	0.0023 (J)	
12/15/2015	0.0016 (J)	
12/28/2015	0.0013 (J)	
1/14/2016	0.0014 (J)	
1/26/2016	0.0013 (J)	
6/16/2016	0.00092 (J)	
1/16/2017	0.0067	
7/25/2017	0.0035	
1/12/2018	<0.001	
7/11/2018	<0.001	
1/29/2019	<0.001	
3/27/2019	<0.001	
9/11/2019	0.0023	
4/1/2020	<0.001	
9/16/2020	<0.001	
3/16/2021	<0.001	
8/19/2021	0.0015	
2/23/2022		0.00088 (J)
8/3/2022		0.0022
2/8/2023		0.00088 (J)

# Prediction Limit

Constituent: Vanadium (mg/L) Analysis Run 3/7/2023 10:57 AM View: Appendix I - Intrawell  
Plant McIntosh Client: Southern Company Data: McIntosh LF4 CCR

---

	GWC-20	GWC-20
12/9/2015	<0.002	
12/14/2015	<0.002	
12/29/2015	<0.002	
1/14/2016	<0.002	
1/25/2016	<0.002	
6/16/2016	0.00054 (J)	
1/13/2017	0.0074	
7/25/2017	0.0034	
1/12/2018	<0.002	
7/11/2018	<0.002	
1/29/2019	<0.002	
3/27/2019	0.0031	
9/11/2019	0.0018	
4/1/2020	<0.002	
9/15/2020	<0.002	
3/16/2021	<0.002	
8/19/2021	<0.002	
2/22/2022		<0.002
8/3/2022		0.0017
2/8/2023		<0.002

# Prediction Limit

Constituent: Vanadium (mg/L) Analysis Run 3/7/2023 10:57 AM View: Appendix I - Intrawell  
Plant McIntosh Client: Southern Company Data: McIntosh LF4 CCR

---

	GWC-21	GWC-21
12/9/2015	<0.002	
12/14/2015	<0.002	
12/29/2015	<0.002	
1/14/2016	<0.002	
1/25/2016	<0.002	
6/16/2016	0.00048 (J)	
1/12/2017	0.0058	
7/25/2017	0.0029	
1/11/2018	<0.002	
7/11/2018	<0.002	
1/30/2019	<0.002	
3/27/2019	0.0049	
9/11/2019	0.0015	
4/1/2020	<0.002	
9/15/2020	<0.002	
3/17/2021	<0.002	
8/19/2021	0.001	
2/23/2022		<0.002
8/4/2022		0.0019
2/8/2023		<0.002

# Prediction Limit

Constituent: Vanadium (mg/L) Analysis Run 3/7/2023 10:57 AM View: Appendix I - Intrawell  
Plant McIntosh Client: Southern Company Data: McIntosh LF4 CCR

---

	GWC-23	GWC-23
6/16/2016	0.00063 (J)	
1/17/2017	0.0026	
7/25/2017	0.003	
1/12/2018	<0.002	
7/12/2018	<0.002	
1/30/2019	<0.002	
3/27/2019	0.0055	
9/11/2019	0.0015	
4/1/2020	<0.002	
9/15/2020	<0.002	
3/17/2021	<0.002	
8/19/2021	0.0011	
2/23/2022		<0.002
8/4/2022		0.00095 (J)
2/8/2023		<0.002

# Prediction Limit

Constituent: Vanadium (mg/L) Analysis Run 3/7/2023 10:57 AM View: Appendix I - Intrawell  
Plant McIntosh Client: Southern Company Data: McIntosh LF4 CCR

	GWC-9	GWC-9
8/25/2004	<0.002	
9/11/2004	<0.002	
9/26/2004	<0.002	
10/13/2004	<0.002	
7/11/2005	<0.002	
12/7/2005	<0.002	
6/22/2006	<0.002	
11/28/2006	<0.002	
7/6/2007	<0.002	
12/13/2007	<0.002	
6/20/2008	0.0037	
12/7/2008	<0.002	
7/9/2009	<0.002	
12/29/2009	<0.002	
6/22/2010	<0.002	
1/5/2011	<0.002	
7/9/2011	<0.002	
1/21/2012	<0.002	
7/11/2012	<0.002	
1/19/2013	<0.002	
7/18/2013	<0.002	
1/15/2014	<0.002	
7/10/2014	<0.002	
1/16/2015	<0.002	
6/20/2015	<0.002	
1/14/2016	<0.002	
6/15/2016	0.00019 (J)	
1/13/2017	0.0091 (o)	
7/24/2017	0.0027	
1/12/2018	<0.002	
7/12/2018	<0.002	
1/30/2019	<0.002	
3/27/2019	0.006	
9/11/2019	0.0015	
4/1/2020	<0.002	
9/16/2020	<0.002	
3/17/2021	<0.002	
8/19/2021	<0.002	
2/23/2022		<0.002
8/3/2022		0.0016
2/8/2023		<0.002

# Prediction Limit

Constituent: Zinc (mg/L) Analysis Run 3/7/2023 10:57 AM View: Appendix I - IntraWell  
Plant McIntosh Client: Southern Company Data: McIntosh LF4 CCR

---

	GWA-13	GWA-13
12/7/2015	0.0034	
12/15/2015	0.003	
12/29/2015	0.0028	
1/13/2016	0.0025	
1/25/2016	0.0022 (J)	
6/14/2016	0.0042 (J)	
1/12/2017	<0.005	
7/18/2017	<0.005	
1/10/2018	<0.005	
7/11/2018	<0.005	
1/29/2019	<0.005	
3/26/2019	<0.005	
9/10/2019	0.0061	
3/31/2020	<0.005	
9/15/2020	0.0037 (J)	
3/16/2021	<0.005	
8/18/2021	<0.005	
2/22/2022		<0.005
8/2/2022		<0.005
2/6/2023		<0.005



# Prediction Limit

Constituent: Zinc (mg/L) Analysis Run 3/7/2023 10:57 AM View: Appendix I - IntraWell  
Plant McIntosh Client: Southern Company Data: McIntosh LF4 CCR

	GWA-14	GWA-14
12/7/2015	0.0044	
12/15/2015	0.0031	
12/29/2015	0.0028	
1/13/2016	0.0028	
1/25/2016	0.0034	
6/14/2016	0.0036 (J)	
1/11/2017	0.013 (J)	
7/19/2017	<0.005	
1/11/2018	<0.005	
7/11/2018	<0.005	
1/29/2019	0.0048 (J)	
3/26/2019	<0.005	
9/10/2019	0.0069	
4/1/2020	<0.005	
9/15/2020	0.024	
3/16/2021	0.007	
8/17/2021	<0.005	
2/22/2022		0.0054
8/2/2022		0.0042 (J)
2/7/2023		0.0031 (J)

# Prediction Limit

Constituent: Zinc (mg/L) Analysis Run 3/7/2023 10:57 AM View: Appendix I - IntraWell  
Plant McIntosh Client: Southern Company Data: McIntosh LF4 CCR

	GWA-15	GWA-15
12/7/2015	0.0052	
12/15/2015	0.0046	
12/28/2015	0.0042	
1/13/2016	0.0038	
1/25/2016	0.0036	
6/15/2016	0.0028 (J)	
1/11/2017	0.014 (J)	
7/19/2017	<0.005	
1/11/2018	<0.005	
7/11/2018	<0.005	
1/29/2019	0.0059 (J)	
3/26/2019	<0.005	
9/11/2019	0.0062	
4/1/2020	<0.005	
9/15/2020	0.0033 (J)	
3/17/2021	0.0063	
8/19/2021	<0.005	
2/22/2022		0.0057
8/2/2022		0.0039 (J)
2/7/2023		<0.005

# Prediction Limit

Constituent: Zinc (mg/L) Analysis Run 3/7/2023 10:57 AM View: Appendix I - IntraWell  
Plant McIntosh Client: Southern Company Data: McIntosh LF4 CCR

---

	GWA-16	GWA-16
12/7/2015	0.0048	
12/14/2015	0.0038	
12/28/2015	0.0042	
1/13/2016	0.0036	
1/25/2016	0.0033	
6/15/2016	0.0032 (J)	
1/11/2017	<0.005	
7/19/2017	<0.005	
1/11/2018	<0.005	
7/11/2018	<0.005	
1/29/2019	0.0024 (J)	
3/26/2019	<0.005	
9/10/2019	0.006	
4/1/2020	<0.005	
9/15/2020	0.0033 (J)	
3/16/2021	0.005	
8/17/2021	<0.005	
2/22/2022		0.0076
8/2/2022		0.0032 (J)
2/7/2023		0.0063

# Prediction Limit

Constituent: Zinc (mg/L) Analysis Run 3/7/2023 10:57 AM View: Appendix I - Intrawell  
Plant McIntosh Client: Southern Company Data: McIntosh LF4 CCR

	GWA-2	GWA-2
8/25/2004	0.014	
9/11/2004	<0.02	
9/26/2004	<0.02	
10/13/2004	<0.02	
7/11/2005	<0.02	
12/7/2005	<0.02	
6/22/2006	0.0041	
11/28/2006	0.0033	
7/6/2007	0.0036	
12/13/2007	<0.02	
6/20/2008	0.0045	
12/7/2008	0.0031	
7/9/2009	0.004	
12/28/2009	0.0027	
6/22/2010	0.0028	
1/4/2011	0.0027	
7/9/2011	0.0051	
1/21/2012	0.004	
7/11/2012	0.0075	
1/20/2013	0.0034	
7/19/2013	<0.02	
1/15/2014	0.0049	
7/11/2014	0.0038	
1/16/2015	0.0032	
6/20/2015	0.0042	
1/16/2016	0.0042	
6/14/2016	0.0043 (J)	
1/10/2017	0.0084 (J)	
7/17/2017	<0.02	
1/10/2018	<0.02	
7/11/2018	<0.02	
1/29/2019	0.0064 (J)	
3/27/2019	<0.02	
9/11/2019	0.0089	
4/1/2020	0.0066	
9/15/2020	0.0049 (J)	
3/16/2021	0.0045 (J)	
8/17/2021	0.004 (J)	
2/22/2022		0.0055
8/2/2022		0.0074
2/7/2023		0.0051

# Prediction Limit

Constituent: Zinc (mg/L) Analysis Run 3/7/2023 10:57 AM View: Appendix I - Intrawell  
Plant McIntosh Client: Southern Company Data: McIntosh LF4 CCR

	GWA-3	GWA-3
8/25/2004	<0.005	
9/11/2004	<0.005	
9/26/2004	<0.005	
10/13/2004	<0.005	
7/11/2005	<0.005	
12/7/2005	<0.005	
6/22/2006	0.0042	
11/28/2006	0.0048	
7/6/2007	0.045	
12/13/2007	0.005	
6/20/2008	0.012	
12/7/2008	0.042	
7/9/2009	0.0038	
12/28/2009	<0.005	
6/22/2010	<0.005	
1/5/2011	0.057 (O)	
7/9/2011	0.0085	
1/20/2012	0.0057	
7/11/2012	<0.005	
1/19/2013	<0.005	
7/18/2013	0.0028	
1/15/2014	0.0047	
7/11/2014	0.0025	
1/15/2015	0.002 (J)	
6/19/2015	0.0019 (J)	
1/16/2016	0.0033	
6/14/2016	0.0028 (J)	
1/10/2017	0.0079 (J)	
7/18/2017	<0.005	
1/10/2018	<0.005	
7/11/2018	<0.005	
1/29/2019	<0.005	
3/27/2019	<0.005	
9/11/2019	0.012	
4/1/2020	<0.005	
9/15/2020	<0.005	
3/16/2021	0.0035 (J)	
8/17/2021	<0.005	
2/22/2022		<0.005
8/2/2022		0.033
2/7/2023		0.0032 (J)

# Prediction Limit

Constituent: Zinc (mg/L) Analysis Run 3/7/2023 10:57 AM View: Appendix I - Intrawell  
Plant McIntosh Client: Southern Company Data: McIntosh LF4 CCR

	GWA-4A	GWA-4A
8/25/2004	<0.005	
9/11/2004	<0.005	
9/26/2004	<0.005	
10/13/2004	<0.005	
7/11/2005	<0.005	
12/7/2005	0.06 (O)	
6/22/2006	0.0061	
11/28/2006	0.0064	
7/6/2007	0.011	
12/13/2007	0.0061	
6/20/2008	0.009	
12/7/2008	0.0071	
7/9/2009	0.0059	
12/30/2009	0.0038	
6/22/2010	0.0044	
1/4/2011	0.0038	
7/10/2011	0.005	
1/21/2012	0.0074	
7/11/2012	0.0047	
1/20/2013	<0.005	
7/19/2013	0.0032	
1/16/2014	0.019	
7/10/2014	0.0038	
1/16/2015	0.0045	
6/20/2015	0.0023 (J)	
1/14/2016	0.0024 (J)	
6/14/2016	0.0053 (J)	
1/10/2017	<0.005	
7/18/2017	<0.005	
1/10/2018	<0.005	
7/11/2018	0.0098 (J)	
1/29/2019	0.0064 (J)	
3/26/2019	0.01	
9/10/2019	0.012	
3/31/2020	0.013	
9/16/2020	0.011	
3/17/2021	0.0039 (J)	
8/19/2021	0.004 (J)	
2/23/2022		<0.005
8/3/2022		0.012
2/7/2023		0.0031 (J)

# Prediction Limit

Constituent: Zinc (mg/L) Analysis Run 3/7/2023 10:57 AM View: Appendix I - Intrawell  
Plant McIntosh Client: Southern Company Data: McIntosh LF4 CCR

	GWA-5	GWA-5
8/25/2004	0.017	
9/11/2004	<0.005	
9/26/2004	<0.005	
10/13/2004	<0.005	
7/11/2005	<0.005	
12/7/2005	<0.005	
6/22/2006	0.0033	
11/28/2006	0.0034	
7/6/2007	0.0037	
12/13/2007	<0.005	
6/20/2008	0.0042	
12/7/2008	0.0049	
7/9/2009	0.0032	
12/29/2009	0.0031	
6/22/2010	<0.005	
1/4/2011	0.0029	
7/9/2011	0.0038	
1/21/2012	0.0057	
7/11/2012	0.0032	
1/19/2013	0.0032	
7/18/2013	0.0027	
1/15/2014	0.0059	
7/10/2014	0.0064	
1/15/2015	0.0024 (J)	
6/19/2015	0.0057	
1/14/2016	0.0022 (J)	
6/14/2016	0.0028 (J)	
1/11/2017	0.013 (J)	
7/18/2017	<0.005	
1/10/2018	<0.005	
7/11/2018	<0.005	
1/29/2019	0.0027 (J)	
3/26/2019	<0.005	
9/10/2019	0.022	
3/31/2020	<0.005	
9/15/2020	0.0049 (J)	
3/17/2021	0.0041 (J)	
8/19/2021	<0.005	
2/22/2022		<0.005
8/2/2022		0.0051
2/7/2023		0.0037 (J)

# Prediction Limit

Constituent: Zinc (mg/L) Analysis Run 3/7/2023 10:57 AM View: Appendix I - Intrawell  
Plant McIntosh Client: Southern Company Data: McIntosh LF4 CCR

	GWC-1	GWC-1
8/25/2004	0.012	
9/11/2004	<0.005	
9/26/2004	<0.005	
7/11/2005	<0.005	
12/7/2005	0.015	
6/22/2006	0.0044	
11/28/2006	0.0034	
7/6/2007	0.0029	
12/13/2007	<0.005	
6/20/2008	0.0035	
12/7/2008	0.0036	
7/9/2009	0.0032	
12/28/2009	0.0032	
6/22/2010	0.0032	
1/4/2011	<0.005	
7/9/2011	0.0076	
1/21/2012	0.0034	
7/11/2012	0.0028	
1/20/2013	0.0032	
7/19/2013	0.0028	
1/15/2014	0.0047	
7/11/2014	0.0041	
1/16/2015	0.0035	
6/20/2015	0.0043	
1/16/2016	0.002 (J)	
6/15/2016	0.0027 (J)	
1/12/2017	<0.005	
7/19/2017	<0.005	
1/11/2018	<0.005	
7/12/2018	<0.005	
1/30/2019	0.0031 (J)	
3/27/2019	<0.005	
9/11/2019	0.0088	
4/1/2020	0.0046 (J)	
9/15/2020	0.0049 (J)	
3/16/2021	0.0047 (J)	
8/18/2021	0.0035 (J)	
2/23/2022		<0.005
8/3/2022		0.0073
2/7/2023		0.0055



# Prediction Limit

Constituent: Zinc (mg/L) Analysis Run 3/7/2023 10:57 AM View: Appendix I - Intrawell  
Plant McIntosh Client: Southern Company Data: McIntosh LF4 CCR

	GWC-10	GWC-10
8/25/2004	<0.005	
9/11/2004	0.01	
9/26/2004	<0.005	
10/13/2004	<0.005	
7/11/2005	<0.005	
12/7/2005	<0.005	
6/22/2006	0.0034	
11/28/2006	0.019	
7/6/2007	<0.005	
12/13/2007	<0.005	
6/20/2008	0.0039	
12/7/2008	<0.005	
7/10/2009	<0.005	
12/29/2009	<0.005	
6/22/2010	<0.005	
1/4/2011	<0.005	
7/10/2011	0.0026	
1/21/2012	<0.005	
7/11/2012	<0.005	
1/20/2013	<0.005	
7/19/2013	<0.005	
1/16/2014	0.0031	
7/10/2014	0.0012 (J)	
1/16/2015	0.0017 (J)	
6/20/2015	0.0036	
1/16/2016	<0.005	
6/16/2016	<0.005	
1/12/2017	<0.005	
7/24/2017	<0.005	
1/11/2018	<0.005	
7/12/2018	<0.005	
1/30/2019	<0.005	
3/27/2019	<0.005	
9/11/2019	0.0058	
4/1/2020	<0.005	
9/15/2020	0.0043 (J)	
3/16/2021	<0.005	
8/18/2021	<0.005	
2/23/2022		<0.005
8/3/2022		0.0046 (J)
2/8/2023		<0.005

# Prediction Limit

Constituent: Zinc (mg/L) Analysis Run 3/7/2023 10:57 AM View: Appendix I - Intrawell  
Plant McIntosh Client: Southern Company Data: McIntosh LF4 CCR

	GWC-11	GWC-11
8/25/2004	<0.005	
9/11/2004	<0.005	
9/26/2004	<0.005	
10/13/2004	<0.005	
7/11/2005	<0.005	
12/7/2005	<0.005	
6/22/2006	0.0025	
11/28/2006	0.0026	
7/6/2007	0.0025	
12/13/2007	<0.005	
6/20/2008	0.0089	
12/7/2008	0.041 (O)	
7/10/2009	<0.005	
12/29/2009	<0.005	
6/22/2010	<0.005	
1/5/2011	<0.005	
7/9/2011	<0.005	
1/21/2012	0.005	
7/11/2012	0.0025	
1/19/2013	<0.005	
7/19/2013	<0.005	
1/15/2014	0.0034	
7/11/2014	0.0019 (J)	
1/16/2015	<0.005	
6/20/2015	<0.005	
1/14/2016	0.0022 (J)	
6/15/2016	0.0028 (J)	
1/12/2017	<0.005	
7/24/2017	<0.005	
1/11/2018	<0.005	
7/12/2018	<0.005	
1/30/2019	<0.005	
3/27/2019	<0.005	
9/11/2019	0.005	
4/2/2020	0.0049 (J)	
9/15/2020	<0.005	
3/17/2021	0.0032 (J)	
8/18/2021	<0.005	
2/23/2022		<0.005
8/2/2022		0.0052
2/8/2023		<0.005

# Prediction Limit

Constituent: Zinc (mg/L) Analysis Run 3/7/2023 10:57 AM View: Appendix I - Intrawell  
Plant McIntosh Client: Southern Company Data: McIntosh LF4 CCR

	GWC-12	GWC-12
8/25/2004	<0.005	
9/11/2004	0.01	
9/26/2004	<0.005	
10/13/2004	<0.005	
7/11/2005	<0.005	
12/7/2005	<0.005	
6/22/2006	0.0038	
11/28/2006	0.007	
7/6/2007	0.0025	
12/13/2007	0.0032	
6/20/2008	0.0044	
12/7/2008	0.0042	
7/10/2009	0.0025	
12/28/2009	0.0027	
6/22/2010	<0.005	
1/4/2011	0.0033	
7/9/2011	0.0043	
1/20/2012	0.0038	
7/11/2012	0.0035	
1/19/2013	0.0028	
7/18/2013	0.0028	
1/15/2014	0.0053	
7/11/2014	0.0034	
1/15/2015	0.003	
6/19/2015	0.0035	
1/16/2016	0.0023 (J)	
6/15/2016	0.0031 (J)	
1/12/2017	<0.005	
7/20/2017	<0.005	
1/11/2018	<0.005	
7/12/2018	<0.005	
1/30/2019	<0.005	
3/27/2019	<0.005	
9/11/2019	0.0066	
4/1/2020	<0.005	
9/16/2020	0.0033 (J)	
3/16/2021	<0.005	
8/18/2021	0.0081	
2/23/2022		<0.005
8/3/2022		0.0071
2/7/2023		<0.005

# Prediction Limit

Constituent: Zinc (mg/L) Analysis Run 3/7/2023 10:57 AM View: Appendix I - IntraWell  
Plant McIntosh Client: Southern Company Data: McIntosh LF4 CCR

	GWC-17	GWC-17
12/8/2015	0.0058	
12/14/2015	0.006	
12/28/2015	0.0058	
1/13/2016	0.0056	
1/26/2016	0.0046	
6/15/2016	0.0053 (J)	
1/11/2017	0.018 (J)	
7/19/2017	<0.02	
1/11/2018	<0.02	
7/11/2018	<0.02	
1/29/2019	0.0059 (J)	
3/27/2019	<0.02	
9/11/2019	0.013	
4/1/2020	0.005	
9/15/2020	0.0052	
3/16/2021	0.006	
8/19/2021	0.013	
2/22/2022		0.0046 (J)
8/2/2022		0.0074
2/8/2023		0.0061

# Prediction Limit

Constituent: Zinc (mg/L) Analysis Run 3/7/2023 10:57 AM View: Appendix I - IntraWell  
Plant McIntosh Client: Southern Company Data: McIntosh LF4 CCR

---

	GWC-18	GWC-18
12/8/2015	0.0017 (J)	
12/14/2015	0.0028	
12/28/2015	0.0024 (J)	
1/14/2016	0.0036	
1/26/2016	0.0036	
6/16/2016	0.0052 (J)	
1/11/2017	0.025	
7/25/2017	<0.005	
1/12/2018	<0.005	
7/11/2018	<0.005	
1/30/2019	0.5 (o)	
3/27/2019	<0.005	
9/11/2019	0.0058	
4/1/2020	<0.005	
9/15/2020	0.0032 (J)	
3/17/2021	0.0032 (J)	
8/19/2021	0.015	
2/23/2022		<0.005
8/2/2022		0.0058
2/7/2023		0.0032 (J)

# Prediction Limit

Constituent: Zinc (mg/L) Analysis Run 3/7/2023 10:57 AM View: Appendix I - IntraWell  
Plant McIntosh Client: Southern Company Data: McIntosh LF4 CCR

---

	GWC-19	GWC-19
12/8/2015	0.0035	
12/15/2015	0.0028	
12/28/2015	0.0023 (J)	
1/14/2016	0.012	
1/26/2016	0.0034	
6/16/2016	0.0026 (J)	
1/16/2017	<0.005	
7/25/2017	<0.005	
1/12/2018	<0.005	
7/11/2018	<0.005	
1/29/2019	0.0051 (J)	
3/27/2019	<0.005	
9/11/2019	0.0046 (J)	
4/1/2020	<0.005	
9/16/2020	0.004 (J)	
3/16/2021	<0.005	
8/19/2021	0.017	
2/23/2022		<0.005
8/3/2022		0.0057
2/8/2023		<0.005

# Prediction Limit

Constituent: Zinc (mg/L) Analysis Run 3/7/2023 10:57 AM View: Appendix I - IntraWell  
Plant McIntosh Client: Southern Company Data: McIntosh LF4 CCR

	GWC-20	GWC-20
12/9/2015	0.0035	
12/14/2015	0.0056	
12/29/2015	0.0084	
1/14/2016	0.0048	
1/25/2016	0.0069	
6/16/2016	0.0048 (J)	
1/13/2017	<0.005	
7/25/2017	<0.005	
1/12/2018	<0.005	
7/11/2018	<0.005	
1/29/2019	<0.005	
3/27/2019	<0.005	
9/11/2019	0.0073	
4/1/2020	<0.005	
9/15/2020	0.0044 (J)	
3/16/2021	<0.005	
8/19/2021	<0.005	
2/22/2022		0.0034 (J)
8/3/2022		0.0042 (J)
2/8/2023		<0.005

# Prediction Limit

Constituent: Zinc (mg/L) Analysis Run 3/7/2023 10:57 AM View: Appendix I - IntraWell  
Plant McIntosh Client: Southern Company Data: McIntosh LF4 CCR

---

	GWC-21	GWC-21
12/9/2015	0.0016 (J)	
12/14/2015	0.0015 (J)	
12/29/2015	<0.005	
1/14/2016	0.0052	
1/25/2016	0.0017 (J)	
6/16/2016	0.0097 (J)	
1/12/2017	<0.005	
7/25/2017	<0.005	
1/11/2018	<0.005	
7/11/2018	<0.005	
1/30/2019	0.0025 (J)	
3/27/2019	<0.005	
9/11/2019	0.0063	
4/1/2020	0.0032 (J)	
9/15/2020	<0.005	
3/17/2021	<0.005	
8/19/2021	<0.005	
2/23/2022		0.004 (J)
8/4/2022		0.016
2/8/2023		<0.005



# Prediction Limit

Constituent: Zinc (mg/L) Analysis Run 3/7/2023 10:57 AM View: Appendix I - IntraWell  
Plant McIntosh Client: Southern Company Data: McIntosh LF4 CCR

---

	GWC-23	GWC-23
6/16/2016	0.0098 (J)	
1/17/2017	<0.02	
7/25/2017	0.0069 (J)	
1/12/2018	<0.02	
7/12/2018	<0.02	
1/30/2019	0.0049 (J)	
3/27/2019	<0.02	
9/11/2019	0.0086	
4/1/2020	0.0033 (J)	
9/15/2020	0.004 (J)	
3/17/2021	0.0033 (J)	
8/19/2021	0.0081	
2/23/2022		0.017
8/4/2022		0.016
2/8/2023		0.0046 (J)

# Prediction Limit

Constituent: Zinc (mg/L) Analysis Run 3/7/2023 10:57 AM View: Appendix I - Intrawell  
Plant McIntosh Client: Southern Company Data: McIntosh LF4 CCR

	GWC-9	GWC-9
8/25/2004	<0.005	
9/11/2004	<0.005	
9/26/2004	<0.005	
10/13/2004	<0.005	
7/11/2005	<0.005	
12/7/2005	<0.005	
6/22/2006	<0.005	
11/28/2006	0.0034	
7/6/2007	0.0049	
12/13/2007	<0.005	
6/20/2008	0.006	
12/7/2008	0.0043	
7/9/2009	<0.005	
12/29/2009	0.0061	
6/22/2010	<0.005	
1/5/2011	<0.005	
7/9/2011	0.0077	
1/21/2012	0.0032	
7/11/2012	<0.005	
1/19/2013	<0.005	
7/18/2013	<0.005	
1/15/2014	0.0036	
7/10/2014	0.0024 (J)	
1/16/2015	0.0055	
6/20/2015	<0.005	
1/14/2016	<0.005	
6/15/2016	0.0037 (J)	
1/13/2017	<0.005	
7/24/2017	<0.005	
1/12/2018	<0.005	
7/12/2018	<0.005	
1/30/2019	0.051	
3/27/2019	<0.005	
9/11/2019	0.0058	
4/1/2020	<0.005	
9/16/2020	0.0035 (J)	
3/17/2021	<0.005	
8/19/2021	<0.005	
2/23/2022		<0.005
8/3/2022		0.005
2/8/2023		<0.005

FIGURE E.

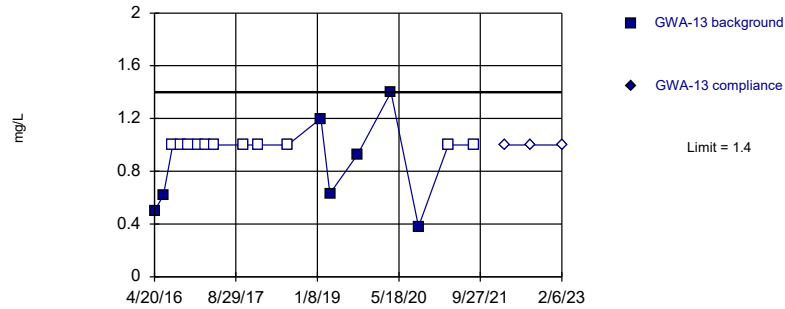
# Appendix III Intrawell Prediction Limits - All Results (No Significant)

Plant McIntosh Client: Southern Company Data: McIntosh LF4 CCR Printed 3/7/2023, 11:02 AM

Constituent	Well	Upper Lim.	Lower Lim.	Date	Observ.	Sig.	Bg N	Bg Mean	Std. Dev.	%NDs	ND Adj.	Transform	Alpha	Method
Sulfate (mg/L)	GWA-13	1.4	n/a	2/6/2023	1ND	No	18	n/a	n/a	61.11	n/a	n/a	0.005373	NP Intra (NDs) 1 of 2
Sulfate (mg/L)	GWA-14	2.481	n/a	2/7/2023	1ND	No	16	1.001	0.2444	31.25	Kaplan-Meier	sqrt(x)	0.0008358	Param Intra 1 of 2
Sulfate (mg/L)	GWA-15	1.2	n/a	2/7/2023	1ND	No	18	n/a	n/a	55.56	n/a	n/a	0.005373	NP Intra (NDs) 1 of 2
Sulfate (mg/L)	GWA-16	1	n/a	2/7/2023	1ND	No	18	n/a	n/a	66.67	n/a	n/a	0.005373	NP Intra (NDs) 1 of 2
Sulfate (mg/L)	GWA-2	1.7	n/a	2/7/2023	1ND	No	18	n/a	n/a	55.56	n/a	n/a	0.005373	NP Intra (NDs) 1 of 2
Sulfate (mg/L)	GWA-3	1.172	n/a	2/7/2023	1ND	No	18	0.6226	0.4296	44.44	Kaplan-Meier	x^3	0.0008358	Param Intra 1 of 2
Sulfate (mg/L)	GWA-4A	13.33	n/a	2/7/2023	1.7	No	18	6.884	2.809	0	None	No	0.0008358	Param Intra 1 of 2
Sulfate (mg/L)	GWA-5	1	n/a	2/7/2023	1ND	No	18	n/a	n/a	72.22	n/a	n/a	0.005373	NP Intra (NDs) 1 of 2
Sulfate (mg/L)	GWC-1	2.421	n/a	2/7/2023	0.64J	No	18	1.493	0.4043	0	None	No	0.0008358	Param Intra 1 of 2
Sulfate (mg/L)	GWC-10	5.704	n/a	2/8/2023	1.8	No	18	3.391	1.008	0	None	No	0.0008358	Param Intra 1 of 2
Sulfate (mg/L)	GWC-11	6.207	n/a	2/8/2023	1.9	No	18	4.554	0.7201	0	None	No	0.0008358	Param Intra 1 of 2
Sulfate (mg/L)	GWC-12	1	n/a	2/7/2023	1ND	No	18	n/a	n/a	61.11	n/a	n/a	0.005373	NP Intra (NDs) 1 of 2
Sulfate (mg/L)	GWC-17	1.8	n/a	2/8/2023	1ND	No	17	n/a	n/a	52.94	n/a	n/a	0.005914	NP Intra (NDs) 1 of 2
Sulfate (mg/L)	GWC-18	6.18	n/a	2/7/2023	2	No	18	4.48	0.7404	0	None	No	0.0008358	Param Intra 1 of 2
Sulfate (mg/L)	GWC-19	2.906	n/a	2/8/2023	2	No	18	1.956	0.4137	0	None	No	0.0008358	Param Intra 1 of 2
Sulfate (mg/L)	GWC-20	2.893	n/a	2/8/2023	0.5ND	No	16	1.468	0.6062	0	None	No	0.0008358	Param Intra 1 of 2
Sulfate (mg/L)	GWC-21	1.761	n/a	2/8/2023	1ND	No	18	0.9549	0.3511	16.67	Kaplan-Meier	No	0.0008358	Param Intra 1 of 2
Sulfate (mg/L)	GWC-23	3.614	n/a	2/8/2023	1.7	No	17	2.418	0.5151	0	None	No	0.0008358	Param Intra 1 of 2
Sulfate (mg/L)	GWC-9	4.1	n/a	2/8/2023	1ND	No	18	n/a	n/a	38.89	n/a	n/a	0.005373	NP Intra (normality) 1 of 2

Within Limit

Prediction Limit  
Intrawell Non-parametric

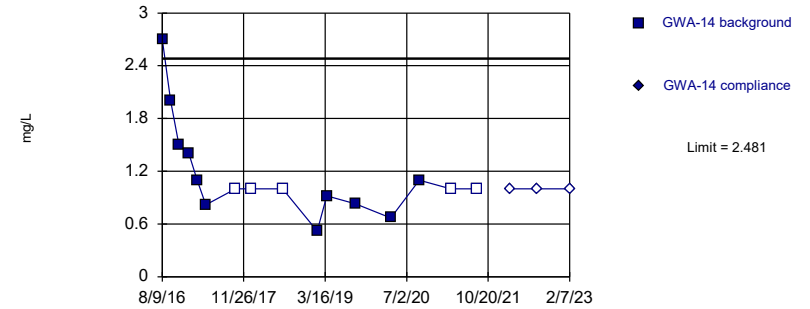


Non-parametric test used in lieu of parametric prediction limit because censored data exceeded 50%. Limit is highest of 18 background values. 61.11% NDs. Well-constituent pair annual alpha = 0.01072. Individual comparison alpha = 0.005373 (1 of 2).

Constituent: Sulfate Analysis Run 3/7/2023 11:01 AM View: Appendix III - Intrawell  
Plant McIntosh Client: Southern Company Data: McIntosh LF4 CCR

Within Limit

Prediction Limit  
Intrawell Parametric

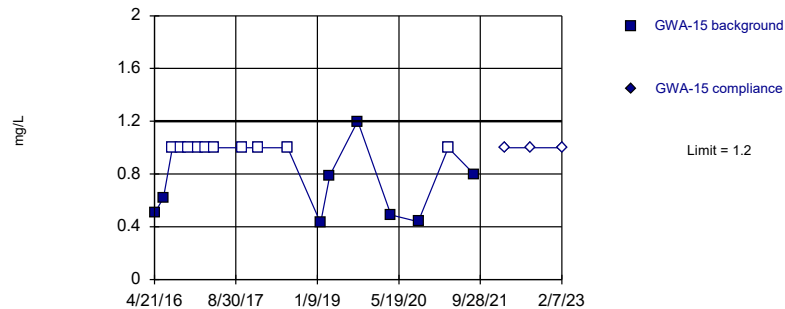


Background Data Summary (based on square root transformation) (after Kaplan-Meier Adjustment): Mean=1.001, Std. Dev.=0.2444, n=16, 31.25% NDs. Normality test: Shapiro Wilk @alpha = 0.01, calculated = 0.876, critical = 0.844. Kappa = 2.351 (c=7, w=9, 1 of 2, event alpha = 0.05132). Report alpha = 0.0008358.

Constituent: Sulfate Analysis Run 3/7/2023 11:01 AM View: Appendix III - Intrawell  
Plant McIntosh Client: Southern Company Data: McIntosh LF4 CCR

Within Limit

Prediction Limit  
Intrawell Non-parametric

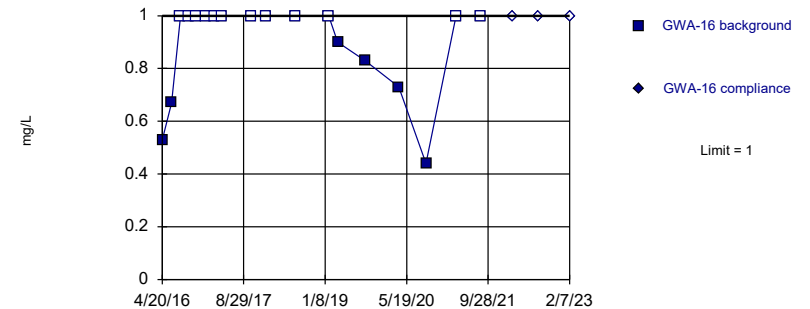


Non-parametric test used in lieu of parametric prediction limit because censored data exceeded 50%. Limit is highest of 18 background values. 55.56% NDs. Well-constituent pair annual alpha = 0.01072. Individual comparison alpha = 0.005373 (1 of 2).

Constituent: Sulfate Analysis Run 3/7/2023 11:01 AM View: Appendix III - Intrawell  
Plant McIntosh Client: Southern Company Data: McIntosh LF4 CCR

Within Limit

Prediction Limit  
Intrawell Non-parametric



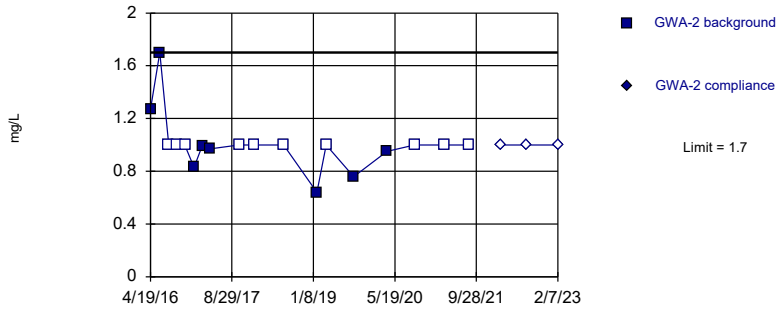
Non-parametric test used in lieu of parametric prediction limit because censored data exceeded 50%. Limit is highest of 18 background values. 66.67% NDs. Well-constituent pair annual alpha = 0.01072. Individual comparison alpha = 0.005373 (1 of 2).

Constituent: Sulfate Analysis Run 3/7/2023 11:01 AM View: Appendix III - Intrawell  
Plant McIntosh Client: Southern Company Data: McIntosh LF4 CCR

Within Limit

Prediction Limit

Intrawell Non-parametric



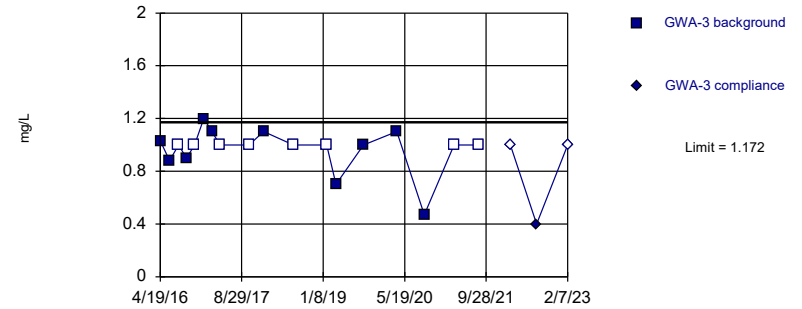
Non-parametric test used in lieu of parametric prediction limit because censored data exceeded 50%. Limit is highest of 18 background values. 55.56% NDs. Well-constituent pair annual alpha = 0.01072. Individual comparison alpha = 0.005373 (1 of 2).

Constituent: Sulfate Analysis Run 3/7/2023 11:01 AM View: Appendix III - Intrawell  
Plant McIntosh Client: Southern Company Data: McIntosh LF4 CCR

Within Limit

Prediction Limit

Intrawell Parametric



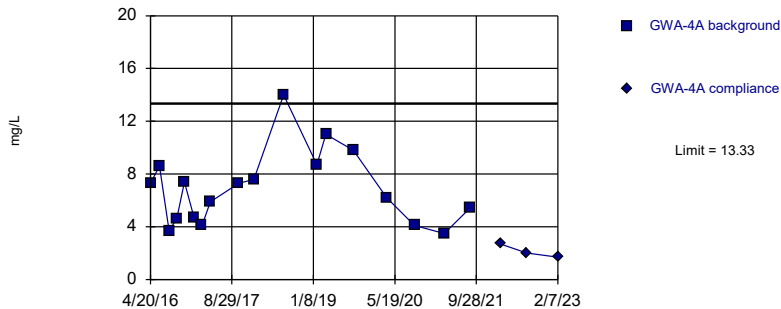
Background Data Summary (based on cube transformation) (after Kaplan-Meier Adjustment): Mean=0.6226, Std. Dev.=0.4296, n=18, 44.44% NDs. Normality test: Shapiro Wilk @alpha = 0.01, calculated = 0.8848, critical = 0.858. Kappa = 2.296 (c=7, w=9, 1 of 2, event alpha = 0.05132). Report alpha = 0.0008358.

Constituent: Sulfate Analysis Run 3/7/2023 11:01 AM View: Appendix III - Intrawell  
Plant McIntosh Client: Southern Company Data: McIntosh LF4 CCR

Within Limit

Prediction Limit

Intrawell Parametric



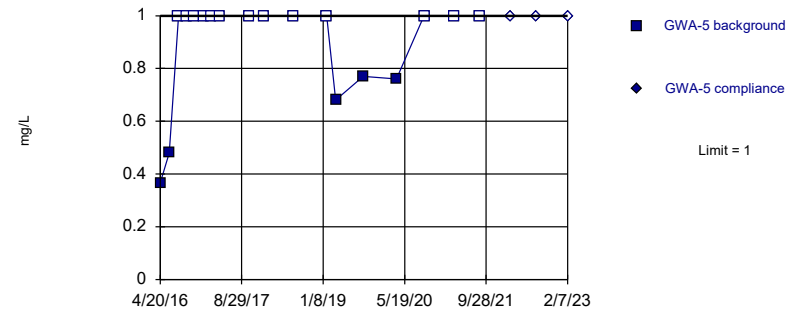
Background Data Summary: Mean=6.884, Std. Dev.=2.809, n=18. Normality test: Shapiro Wilk @alpha = 0.01, calculated = 0.9232, critical = 0.858. Kappa = 2.296 (c=7, w=9, 1 of 2, event alpha = 0.05132). Report alpha = 0.0008358.

Constituent: Sulfate Analysis Run 3/7/2023 11:01 AM View: Appendix III - Intrawell  
Plant McIntosh Client: Southern Company Data: McIntosh LF4 CCR

Within Limit

Prediction Limit

Intrawell Non-parametric



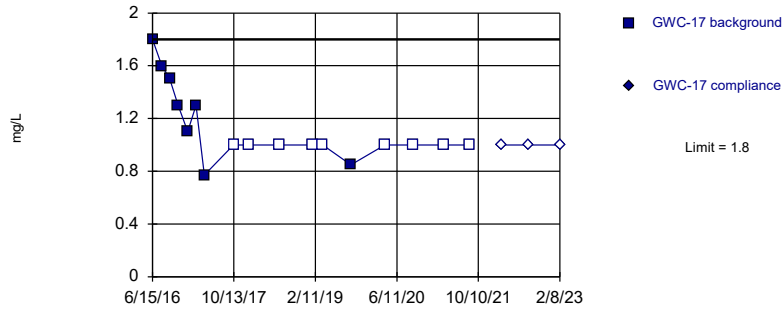
Non-parametric test used in lieu of parametric prediction limit because censored data exceeded 50%. Limit is highest of 18 background values. 72.22% NDs. Well-constituent pair annual alpha = 0.01072. Individual comparison alpha = 0.005373 (1 of 2).

Constituent: Sulfate Analysis Run 3/7/2023 11:01 AM View: Appendix III - Intrawell  
Plant McIntosh Client: Southern Company Data: McIntosh LF4 CCR



Within Limit

Prediction Limit  
Intrawell Non-parametric

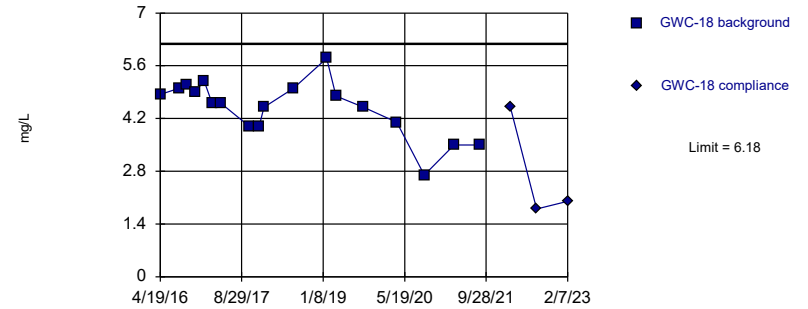


Non-parametric test used in lieu of parametric prediction limit because censored data exceeded 50%. Limit is highest of 17 background values. 52.94% NDs. Well-constituent pair annual alpha = 0.01179. Individual comparison alpha = 0.005914 (1 of 2).

Constituent: Sulfate Analysis Run 3/7/2023 11:01 AM View: Appendix III - Intrawell  
Plant McIntosh Client: Southern Company Data: McIntosh LF4 CCR

Within Limit

Prediction Limit  
Intrawell Parametric

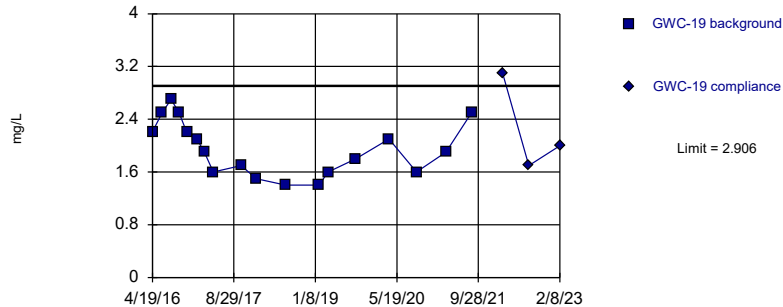


Background Data Summary: Mean=4.48, Std. Dev.=0.7404, n=18. Normality test: Shapiro Wilk @alpha = 0.01, calculated = 0.9509, critical = 0.858. Kappa = 2.296 (c=7, w=9, 1 of 2, event alpha = 0.05132). Report alpha = 0.0008358.

Constituent: Sulfate Analysis Run 3/7/2023 11:01 AM View: Appendix III - Intrawell  
Plant McIntosh Client: Southern Company Data: McIntosh LF4 CCR

Within Limit

Prediction Limit  
Intrawell Parametric

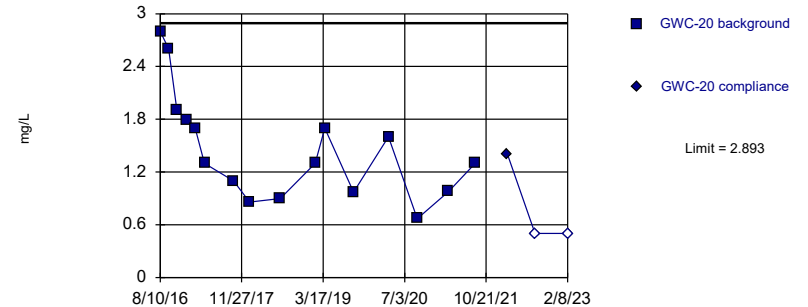


Background Data Summary: Mean=1.956, Std. Dev.=0.4137, n=18. Normality test: Shapiro Wilk @alpha = 0.01, calculated = 0.9332, critical = 0.858. Kappa = 2.296 (c=7, w=9, 1 of 2, event alpha = 0.05132). Report alpha = 0.0008358.

Constituent: Sulfate Analysis Run 3/7/2023 11:01 AM View: Appendix III - Intrawell  
Plant McIntosh Client: Southern Company Data: McIntosh LF4 CCR

Within Limit

Prediction Limit  
Intrawell Parametric



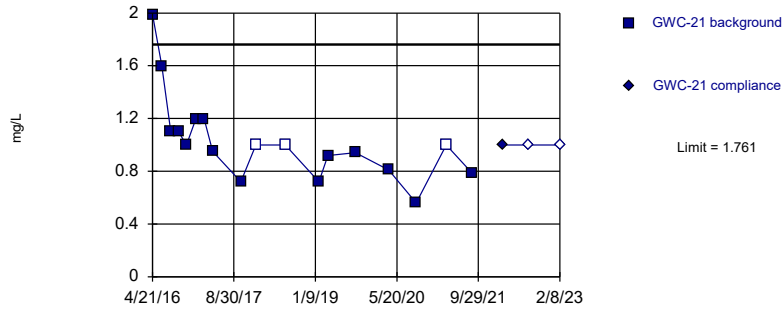
Background Data Summary: Mean=1.468, Std. Dev.=0.6062, n=16. Normality test: Shapiro Wilk @alpha = 0.01, calculated = 0.914, critical = 0.844. Kappa = 2.351 (c=7, w=9, 1 of 2, event alpha = 0.05132). Report alpha = 0.0008358.

Constituent: Sulfate Analysis Run 3/7/2023 11:01 AM View: Appendix III - Intrawell  
Plant McIntosh Client: Southern Company Data: McIntosh LF4 CCR



Within Limit

### Prediction Limit Intrawell Parametric

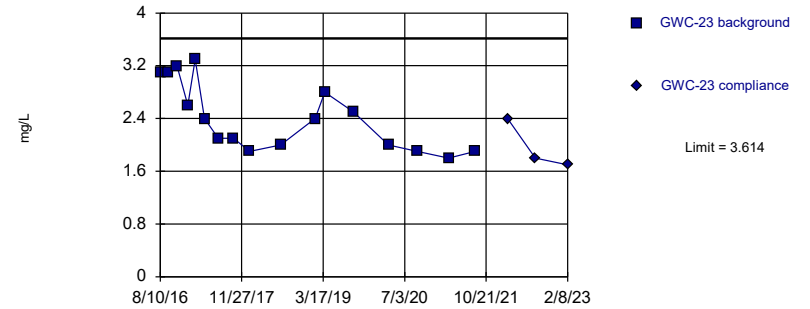


Background Data Summary (after Kaplan-Meier Adjustment): Mean=0.9549, Std. Dev.=0.3511, n=18, 16.67% NDs. Normality test: Shapiro Wilk @alpha = 0.01, calculated = 0.8598, critical = 0.858. Kappa = 2.296 (c=7, w=9, 1 of 2, event alpha = 0.05132). Report alpha = 0.0008358.

Constituent: Sulfate Analysis Run 3/7/2023 11:01 AM View: Appendix III - Intrawell  
Plant McIntosh Client: Southern Company Data: McIntosh LF4 CCR

Within Limit

### Prediction Limit Intrawell Parametric

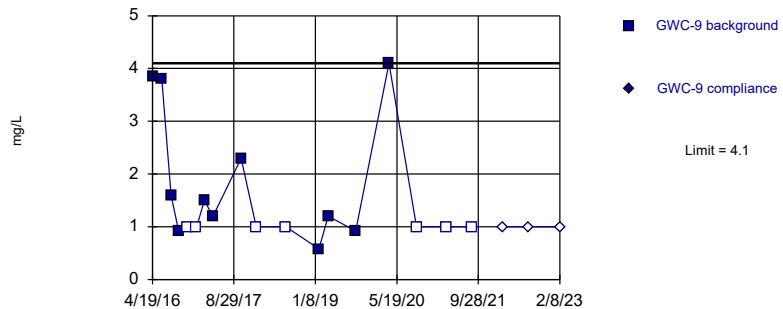


Background Data Summary: Mean=2.418, Std. Dev.=0.5151, n=17. Normality test: Shapiro Wilk @alpha = 0.01, calculated = 0.8887, critical = 0.851. Kappa = 2.323 (c=7, w=9, 1 of 2, event alpha = 0.05132). Report alpha = 0.0008358.

Constituent: Sulfate Analysis Run 3/7/2023 11:01 AM View: Appendix III - Intrawell  
Plant McIntosh Client: Southern Company Data: McIntosh LF4 CCR

Within Limit

### Prediction Limit Intrawell Non-parametric



Non-parametric test used in lieu of parametric prediction limit because the Shapiro Wilk normality test showed the data to be non-normal at the 0.01 alpha level. Limit is highest of 18 background values. 38.89% NDs. Well-constituent pair annual alpha = 0.01072. Individual comparison alpha = 0.005373 (1 of 2).

Constituent: Sulfate Analysis Run 3/7/2023 11:01 AM View: Appendix III - Intrawell  
Plant McIntosh Client: Southern Company Data: McIntosh LF4 CCR

# Prediction Limit

Constituent: Sulfate (mg/L) Analysis Run 3/7/2023 11:02 AM View: Appendix III - Intrawell  
Plant McIntosh Client: Southern Company Data: McIntosh LF4 CCR

	GWA-13	GWA-13
4/20/2016	0.496 (J)	
6/14/2016	0.62 (J)	
8/9/2016	<1	
9/27/2016	<1	
11/15/2016	<1	
1/12/2017	<1	
2/28/2017	<1	
4/20/2017	<1	
10/11/2017	<1	
1/10/2018	<1	
7/11/2018	<1	
1/29/2019	1.2	
3/26/2019	0.63	
9/10/2019	0.93 (J)	
3/31/2020	1.4	
9/15/2020	0.38 (J)	
3/16/2021	<1	
8/18/2021	<1	
2/22/2022		<1
8/2/2022		<1
2/6/2023		<1

# Prediction Limit

Constituent: Sulfate (mg/L) Analysis Run 3/7/2023 11:02 AM View: Appendix III - Intrawell  
Plant McIntosh Client: Southern Company Data: McIntosh LF4 CCR

	GWA-14	GWA-14
4/20/2016	5.85	
6/14/2016	4.6	
8/9/2016	2.7	
9/27/2016	2	
11/15/2016	1.5	
1/11/2017	1.4	
2/28/2017	1.1	
4/20/2017	0.82 (J)	
10/11/2017	<1	
1/11/2018	<1	
7/11/2018	<1	
1/29/2019	0.52 (J)	
3/26/2019	0.92	
9/10/2019	0.83 (J)	
4/1/2020	0.67 (J)	
9/15/2020	1.1	
3/16/2021	<1	
8/17/2021	<1	
2/22/2022		<1
8/2/2022		<1
2/7/2023		<1

# Prediction Limit

Constituent: Sulfate (mg/L) Analysis Run 3/7/2023 11:02 AM View: Appendix III - Intrawell  
Plant McIntosh Client: Southern Company Data: McIntosh LF4 CCR

	GWA-15	GWA-15
4/21/2016	0.503 (J)	
6/15/2016	0.62 (J)	
8/9/2016	<1	
9/27/2016	<1	
11/15/2016	<1	
1/11/2017	<1	
2/28/2017	<1	
4/20/2017	<1	
10/11/2017	<1	
1/11/2018	<1	
7/11/2018	<1	
1/29/2019	0.43 (J)	
3/26/2019	0.79	
9/11/2019	1.2	
4/1/2020	0.49 (J)	
9/15/2020	0.44 (J)	
3/17/2021	<1	
8/19/2021	0.8 (J)	
2/22/2022		<1
8/2/2022		<1
2/7/2023		<1

# Prediction Limit

Constituent: Sulfate (mg/L) Analysis Run 3/7/2023 11:02 AM View: Appendix III - Intrawell  
Plant McIntosh Client: Southern Company Data: McIntosh LF4 CCR

---

	GWA-16	GWA-16
4/20/2016	0.53 (J)	
6/15/2016	0.67 (J)	
8/9/2016	<1	
9/27/2016	<1	
11/15/2016	<1	
1/11/2017	<1	
3/1/2017	<1	
4/20/2017	<1	
10/11/2017	<1	
1/11/2018	<1	
7/11/2018	<1	
1/29/2019	<1	
3/26/2019	0.9	
9/10/2019	0.83 (J)	
4/1/2020	0.73 (J)	
9/15/2020	0.44 (J)	
3/16/2021	<1	
8/17/2021	<1	
2/22/2022		<1
8/2/2022		<1
2/7/2023		<1

# Prediction Limit

Constituent: Sulfate (mg/L) Analysis Run 3/7/2023 11:02 AM View: Appendix III - Intrawell  
Plant McIntosh Client: Southern Company Data: McIntosh LF4 CCR

---

	GWA-2	GWA-2
4/19/2016	1.27	
6/14/2016	1.7	
8/9/2016	<1	
9/26/2016	<1	
11/15/2016	<1	
1/10/2017	0.83 (J)	
2/28/2017	0.99 (J)	
4/19/2017	0.97 (J)	
10/10/2017	<1	
1/10/2018	<1	
7/11/2018	<1	
1/29/2019	0.64 (J)	
3/27/2019	<1	
9/11/2019	0.76 (J)	
4/1/2020	0.95 (J)	
9/15/2020	<1	
3/16/2021	<1	
8/17/2021	<1	
2/22/2022		<1
8/2/2022		<1
2/7/2023		<1

# Prediction Limit

Constituent: Sulfate (mg/L) Analysis Run 3/7/2023 11:02 AM View: Appendix III - Intrawell  
Plant McIntosh Client: Southern Company Data: McIntosh LF4 CCR

---

	GWA-3	GWA-3
4/19/2016	1.03	
6/14/2016	0.88 (J)	
8/9/2016	<1	
9/27/2016	0.9 (J)	
11/14/2016	<1	
1/10/2017	1.2	
2/28/2017	1.1	
4/19/2017	<1	
10/11/2017	<1	
1/10/2018	1.1	
7/11/2018	<1	
1/29/2019	<1	
3/27/2019	0.7	
9/11/2019	1	
4/1/2020	1.1	
9/15/2020	0.47 (J)	
3/16/2021	<1	
8/17/2021	<1	
2/22/2022		<1
8/2/2022		0.4 (J)
2/7/2023		<1

# Prediction Limit

Constituent: Sulfate (mg/L) Analysis Run 3/7/2023 11:02 AM View: Appendix III - Intrawell  
Plant McIntosh Client: Southern Company Data: McIntosh LF4 CCR

---

	GWA-4A	GWA-4A
4/20/2016	7.31	
6/14/2016	8.6	
8/11/2016	3.7	
9/27/2016	4.6	
11/14/2016	7.4	
1/10/2017	4.7	
2/28/2017	4.1	
4/20/2017	5.9	
10/10/2017	7.3	
1/10/2018	7.6	
7/11/2018	14	
1/29/2019	8.7	
3/26/2019	11	
9/10/2019	9.8	
3/31/2020	6.2	
9/16/2020	4.1	
3/17/2021	3.5	
8/19/2021	5.4	
2/23/2022		2.7
8/3/2022		2
2/7/2023		1.7



# Prediction Limit

Constituent: Sulfate (mg/L) Analysis Run 3/7/2023 11:02 AM View: Appendix III - Intrawell  
Plant McIntosh Client: Southern Company Data: McIntosh LF4 CCR

---

	GWA-5	GWA-5
4/20/2016	0.367 (J)	
6/14/2016	0.48 (J)	
8/9/2016	<1	
9/27/2016	<1	
11/15/2016	<1	
1/11/2017	<1	
2/28/2017	<1	
4/20/2017	<1	
10/11/2017	<1	
1/10/2018	<1	
7/11/2018	<1	
1/29/2019	<1	
3/26/2019	0.68	
9/10/2019	0.77 (J)	
3/31/2020	0.76 (J)	
9/15/2020	<1	
3/17/2021	<1	
8/19/2021	<1	
2/22/2022		<1
8/2/2022		<1
2/7/2023		<1

# Prediction Limit

Constituent: Sulfate (mg/L) Analysis Run 3/7/2023 11:02 AM View: Appendix III - Intrawell  
Plant McIntosh Client: Southern Company Data: McIntosh LF4 CCR

---

	GWC-1	GWC-1
4/20/2016	1.79	
6/15/2016	2	
8/10/2016	0.96 (J)	
9/27/2016	0.75 (J)	
11/15/2016	0.97 (J)	
1/12/2017	1.7	
3/1/2017	2	
4/20/2017	1.3	
10/11/2017	1.3	
1/11/2018	1.6	
7/12/2018	1.1	
1/30/2019	2.1	
3/27/2019	1.6	
9/11/2019	1.3	
4/1/2020	2	
9/15/2020	1.6	
3/16/2021	1.6	
8/18/2021	1.2	
2/23/2022		1.6
8/3/2022		0.45 (J)
2/7/2023		0.64 (J)

# Prediction Limit

Constituent: Sulfate (mg/L) Analysis Run 3/7/2023 11:02 AM View: Appendix III - Intrawell  
Plant McIntosh Client: Southern Company Data: McIntosh LF4 CCR

---

	GWC-10	GWC-10
4/21/2016	1.93	
6/16/2016	2.3	
8/10/2016	2.9	
9/27/2016	3.2	
11/15/2016	3.5	
1/12/2017	4.2	
3/1/2017	3.5	
4/24/2017	3.5	
10/12/2017	2.7	
1/11/2018	2.6	
7/12/2018	5	
1/30/2019	5	
3/27/2019	4.3	
9/11/2019	5.2	
4/1/2020	2.2	
9/15/2020	3.6	
3/16/2021	2.4	
8/18/2021	3	
2/23/2022		3.4
8/3/2022		1.6
2/8/2023		1.8

# Prediction Limit

Constituent: Sulfate (mg/L) Analysis Run 3/7/2023 11:02 AM View: Appendix III - IntraWell  
Plant McIntosh Client: Southern Company Data: McIntosh LF4 CCR

---

	GWC-11	GWC-11
4/20/2016	4.37	
6/15/2016	5.7	
8/10/2016	4.5	
9/27/2016	4.4	
11/15/2016	4.4	
1/12/2017	4.6	
3/1/2017	4.5	
4/24/2017	4	
10/11/2017	4.5	
1/11/2018	3.5	
7/12/2018	5.9	
1/30/2019	4.3	
3/27/2019	5.4	
9/11/2019	3.8	
4/2/2020	3.4	
9/15/2020	5	
3/17/2021	5.6	
8/18/2021	4.1	
2/23/2022		2.9
8/2/2022		2.7
2/8/2023		1.9

# Prediction Limit

Constituent: Sulfate (mg/L) Analysis Run 3/7/2023 11:02 AM View: Appendix III - Intrawell  
Plant McIntosh Client: Southern Company Data: McIntosh LF4 CCR

	GWC-12	GWC-12
4/20/2016	0.601 (J)	
6/15/2016	0.8 (J)	
8/10/2016	<1	
9/27/2016	<1	
11/15/2016	<1	
1/12/2017	<1	
3/1/2017	<1	
4/20/2017	<1	
10/12/2017	<1	
1/11/2018	<1	
7/12/2018	<1	
1/30/2019	0.65 (J)	
3/27/2019	0.67	
9/11/2019	1	
4/1/2020	0.91 (J)	
9/16/2020	0.53 (J)	
3/16/2021	<1	
8/18/2021	<1	
2/23/2022		1.1
8/3/2022		<1
2/7/2023		<1

# Prediction Limit

Constituent: Sulfate (mg/L) Analysis Run 3/7/2023 11:02 AM View: Appendix III - Intrawell  
Plant McIntosh Client: Southern Company Data: McIntosh LF4 CCR

	GWC-17	GWC-17
4/20/2016	2.93	
6/15/2016	1.8	
8/9/2016	1.6	
9/27/2016	1.5	
11/15/2016	1.3	
1/11/2017	1.1	
3/1/2017	1.3	
4/20/2017	0.77 (J)	
10/11/2017	<1	
1/11/2018	<1	
7/11/2018	<1	
1/29/2019	<1	
3/27/2019	<1	
9/11/2019	0.85 (J)	
4/1/2020	<1	
9/15/2020	<1	
3/16/2021	<1	
8/19/2021	<1	
2/22/2022		<1
8/2/2022		<1
2/8/2023		<1

# Prediction Limit

Constituent: Sulfate (mg/L) Analysis Run 3/7/2023 11:02 AM View: Appendix III - Intrawell  
Plant McIntosh Client: Southern Company Data: McIntosh LF4 CCR

---

	GWC-18	GWC-18
4/19/2016	4.84	
6/16/2016	9 (O)	
8/11/2016	5	
9/28/2016	5.1	
11/16/2016	4.9	
1/11/2017	5.2	
3/1/2017	4.6	
4/25/2017	4.6	
10/12/2017	4	
12/13/2017	4	
1/12/2018	4.5	
7/11/2018	5	
1/30/2019	5.8	
3/27/2019	4.8	
9/11/2019	4.5	
4/1/2020	4.1	
9/15/2020	2.7	
3/17/2021	3.5	
8/19/2021	3.5	
2/23/2022		4.5
8/2/2022		1.8
2/7/2023		2

# Prediction Limit

Constituent: Sulfate (mg/L) Analysis Run 3/7/2023 11:02 AM View: Appendix III - Intrawell  
Plant McIntosh Client: Southern Company Data: McIntosh LF4 CCR

---

	GWC-19	GWC-19
4/19/2016	2.21	
6/16/2016	2.5	
8/10/2016	2.7	
9/28/2016	2.5	
11/15/2016	2.2	
1/16/2017	2.1	
3/1/2017	1.9	
4/25/2017	1.6	
10/12/2017	1.7	
1/12/2018	1.5	
7/11/2018	1.4	
1/29/2019	1.4	
3/27/2019	1.6	
9/11/2019	1.8	
4/1/2020	2.1	
9/16/2020	1.6	
3/16/2021	1.9	
8/19/2021	2.5	
2/23/2022		3.1
8/3/2022		1.7
2/8/2023		2



# Prediction Limit

Constituent: Sulfate (mg/L) Analysis Run 3/7/2023 11:02 AM View: Appendix III - Intrawell  
Plant McIntosh Client: Southern Company Data: McIntosh LF4 CCR

	GWC-20	GWC-20
4/21/2016	5.25	
6/16/2016	3.9	
8/10/2016	2.8	
9/27/2016	2.6	
11/15/2016	1.9	
1/13/2017	1.8	
3/1/2017	1.7	
4/25/2017	1.3	
10/12/2017	1.1	
1/12/2018	0.86 (J)	
7/11/2018	0.9 (J)	
1/29/2019	1.3	
3/27/2019	1.7	
9/11/2019	0.97 (J)	
4/1/2020	1.6	
9/15/2020	0.67 (J)	
3/16/2021	0.98 (J)	
8/19/2021	1.3	
2/22/2022		1.4
8/3/2022		<1
2/8/2023		<1

# Prediction Limit

Constituent: Sulfate (mg/L) Analysis Run 3/7/2023 11:02 AM View: Appendix III - Intrawell  
Plant McIntosh Client: Southern Company Data: McIntosh LF4 CCR

	GWC-21	GWC-21
4/21/2016	1.99	
6/16/2016	1.6	
8/10/2016	1.1	
9/27/2016	1.1	
11/15/2016	1	
1/12/2017	1.2	
3/1/2017	1.2	
4/24/2017	0.95 (J)	
10/12/2017	0.72 (J)	
1/11/2018	<1	
7/11/2018	<1	
1/30/2019	0.72 (J)	
3/27/2019	0.92	
9/11/2019	0.94 (J)	
4/1/2020	0.81 (J)	
9/15/2020	0.56 (J)	
3/17/2021	<1	
8/19/2021	0.79 (J)	
2/23/2022		1
8/4/2022		<1
2/8/2023		<1

# Prediction Limit

Constituent: Sulfate (mg/L) Analysis Run 3/7/2023 11:02 AM View: Appendix III - Intrawell  
Plant McIntosh Client: Southern Company Data: McIntosh LF4 CCR

---

	GWC-23	GWC-23
6/16/2016	9.2 (o)	
8/10/2016	3.1	
9/28/2016	3.1	
11/16/2016	3.2	
1/17/2017	2.6	
3/2/2017	3.3	
4/25/2017	2.4	
7/13/2017	2.1	
10/12/2017	2.1	
1/12/2018	1.9	
7/12/2018	2	
1/30/2019	2.4	
3/27/2019	2.8	
9/11/2019	2.5	
4/1/2020	2	
9/15/2020	1.9	
3/17/2021	1.8	
8/19/2021	1.9	
2/23/2022		2.4
8/4/2022		1.8
2/8/2023		1.7

# Prediction Limit

Constituent: Sulfate (mg/L) Analysis Run 3/7/2023 11:02 AM View: Appendix III - Intrawell  
Plant McIntosh Client: Southern Company Data: McIntosh LF4 CCR

---

	GWC-9	GWC-9
4/19/2016	3.84	
6/15/2016	3.8	
8/10/2016	1.6	
9/27/2016	0.91 (J)	
11/15/2016	<1	
1/13/2017	<1	
3/1/2017	1.5	
4/24/2017	1.2	
10/12/2017	2.3	
1/12/2018	<1	
7/12/2018	<1	
1/30/2019	0.58 (J)	
3/27/2019	1.2	
9/11/2019	0.92 (J)	
4/1/2020	4.1	
9/16/2020	<1	
3/17/2021	<1	
8/19/2021	<1	
2/23/2022		<1
8/3/2022		<1
2/8/2023		<1

FIGURE F.

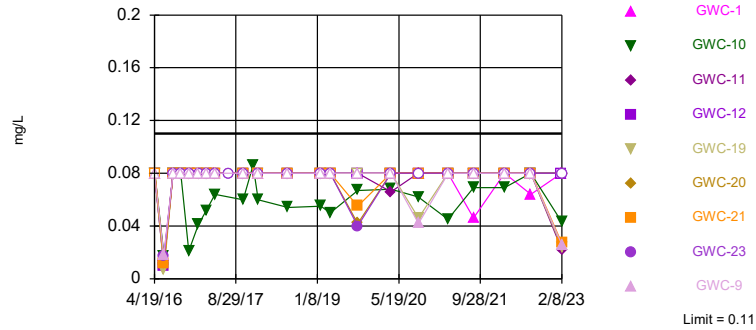
# Appendix III Interwell Prediction Limits - All Results (No Significant)

Plant McIntosh Client: Southern Company Data: McIntosh LF4 CCR Printed 3/7/2023, 11:06 AM

Constituent	Well	Upper Lim.	Lower Lim.	Date	Observ.	Sig.	Bg N	Bg Mean	Std. Dev.	%NDs	ND Adj.	Transform	Alpha	Method
Boron (mg/L)	GWC-1	0.11	n/a	2/7/2023	0.08ND	No	210	n/a	n/a	87.62	n/a	n/a	0.00004916	NP Inter (NDs) 1 of 2
Boron (mg/L)	GWC-10	0.11	n/a	2/8/2023	0.043J	No	210	n/a	n/a	87.62	n/a	n/a	0.00004916	NP Inter (NDs) 1 of 2
Boron (mg/L)	GWC-11	0.11	n/a	2/8/2023	0.022J	No	210	n/a	n/a	87.62	n/a	n/a	0.00004916	NP Inter (NDs) 1 of 2
Boron (mg/L)	GWC-12	0.11	n/a	2/7/2023	0.08ND	No	210	n/a	n/a	87.62	n/a	n/a	0.00004916	NP Inter (NDs) 1 of 2
Boron (mg/L)	GWC-19	0.11	n/a	2/8/2023	0.024J	No	210	n/a	n/a	87.62	n/a	n/a	0.00004916	NP Inter (NDs) 1 of 2
Boron (mg/L)	GWC-20	0.11	n/a	2/8/2023	0.08ND	No	210	n/a	n/a	87.62	n/a	n/a	0.00004916	NP Inter (NDs) 1 of 2
Boron (mg/L)	GWC-21	0.11	n/a	2/8/2023	0.027J	No	210	n/a	n/a	87.62	n/a	n/a	0.00004916	NP Inter (NDs) 1 of 2
Boron (mg/L)	GWC-23	0.11	n/a	2/8/2023	0.08ND	No	210	n/a	n/a	87.62	n/a	n/a	0.00004916	NP Inter (NDs) 1 of 2
Boron (mg/L)	GWC-9	0.11	n/a	2/8/2023	0.026J	No	210	n/a	n/a	87.62	n/a	n/a	0.00004916	NP Inter (NDs) 1 of 2
Calcium (mg/L)	GWC-1	33.2	n/a	2/7/2023	1	No	211	n/a	n/a	0	n/a	n/a	0.00004916	NP Inter (normality) 1 of 2
Calcium (mg/L)	GWC-10	33.2	n/a	2/8/2023	22	No	211	n/a	n/a	0	n/a	n/a	0.00004916	NP Inter (normality) 1 of 2
Calcium (mg/L)	GWC-11	33.2	n/a	2/8/2023	9.6	No	211	n/a	n/a	0	n/a	n/a	0.00004916	NP Inter (normality) 1 of 2
Calcium (mg/L)	GWC-12	33.2	n/a	2/7/2023	0.73	No	211	n/a	n/a	0	n/a	n/a	0.00004916	NP Inter (normality) 1 of 2
Calcium (mg/L)	GWC-19	33.2	n/a	2/8/2023	6.4	No	211	n/a	n/a	0	n/a	n/a	0.00004916	NP Inter (normality) 1 of 2
Calcium (mg/L)	GWC-20	33.2	n/a	2/8/2023	1.4	No	211	n/a	n/a	0	n/a	n/a	0.00004916	NP Inter (normality) 1 of 2
Calcium (mg/L)	GWC-21	33.2	n/a	2/8/2023	1	No	211	n/a	n/a	0	n/a	n/a	0.00004916	NP Inter (normality) 1 of 2
Calcium (mg/L)	GWC-23	33.2	n/a	2/8/2023	1.2	No	211	n/a	n/a	0	n/a	n/a	0.00004916	NP Inter (normality) 1 of 2
Calcium (mg/L)	GWC-9	33.2	n/a	2/8/2023	2.9	No	211	n/a	n/a	0	n/a	n/a	0.00004916	NP Inter (normality) 1 of 2
Chloride (mg/L)	GWC-1	9.4	n/a	2/7/2023	4.5	No	209	n/a	n/a	0	n/a	n/a	0.00004916	NP Inter (normality) 1 of 2
Chloride (mg/L)	GWC-10	9.4	n/a	2/8/2023	5.6	No	209	n/a	n/a	0	n/a	n/a	0.00004916	NP Inter (normality) 1 of 2
Chloride (mg/L)	GWC-11	9.4	n/a	2/8/2023	4.3	No	209	n/a	n/a	0	n/a	n/a	0.00004916	NP Inter (normality) 1 of 2
Chloride (mg/L)	GWC-12	9.4	n/a	2/7/2023	3.5	No	209	n/a	n/a	0	n/a	n/a	0.00004916	NP Inter (normality) 1 of 2
Chloride (mg/L)	GWC-19	9.4	n/a	2/8/2023	5.2	No	209	n/a	n/a	0	n/a	n/a	0.00004916	NP Inter (normality) 1 of 2
Chloride (mg/L)	GWC-20	9.4	n/a	2/8/2023	6.8	No	209	n/a	n/a	0	n/a	n/a	0.00004916	NP Inter (normality) 1 of 2
Chloride (mg/L)	GWC-21	9.4	n/a	2/8/2023	5.9	No	209	n/a	n/a	0	n/a	n/a	0.00004916	NP Inter (normality) 1 of 2
Chloride (mg/L)	GWC-23	9.4	n/a	2/8/2023	4.9	No	209	n/a	n/a	0	n/a	n/a	0.00004916	NP Inter (normality) 1 of 2
Chloride (mg/L)	GWC-9	9.4	n/a	2/8/2023	7.4	No	209	n/a	n/a	0	n/a	n/a	0.00004916	NP Inter (normality) 1 of 2
Fluoride (mg/L)	GWC-1	0.74	n/a	2/7/2023	0.1ND	No	211	n/a	n/a	64.45	n/a	n/a	0.00004916	NP Inter (NDs) 1 of 2
Fluoride (mg/L)	GWC-10	0.74	n/a	2/8/2023	0.1	No	211	n/a	n/a	64.45	n/a	n/a	0.00004916	NP Inter (NDs) 1 of 2
Fluoride (mg/L)	GWC-11	0.74	n/a	2/8/2023	0.31	No	211	n/a	n/a	64.45	n/a	n/a	0.00004916	NP Inter (NDs) 1 of 2
Fluoride (mg/L)	GWC-12	0.74	n/a	2/7/2023	0.1ND	No	211	n/a	n/a	64.45	n/a	n/a	0.00004916	NP Inter (NDs) 1 of 2
Fluoride (mg/L)	GWC-19	0.74	n/a	2/8/2023	0.1	No	211	n/a	n/a	64.45	n/a	n/a	0.00004916	NP Inter (NDs) 1 of 2
Fluoride (mg/L)	GWC-20	0.74	n/a	2/8/2023	0.052J	No	211	n/a	n/a	64.45	n/a	n/a	0.00004916	NP Inter (NDs) 1 of 2
Fluoride (mg/L)	GWC-21	0.74	n/a	2/8/2023	0.1ND	No	211	n/a	n/a	64.45	n/a	n/a	0.00004916	NP Inter (NDs) 1 of 2
Fluoride (mg/L)	GWC-23	0.74	n/a	2/8/2023	0.1ND	No	211	n/a	n/a	64.45	n/a	n/a	0.00004916	NP Inter (NDs) 1 of 2
Fluoride (mg/L)	GWC-9	0.74	n/a	2/8/2023	0.061J	No	211	n/a	n/a	64.45	n/a	n/a	0.00004916	NP Inter (NDs) 1 of 2
pH (S.U.)	GWC-1	7.1	4.21	2/7/2023	5.07	No	230	n/a	n/a	0	n/a	n/a	0.00009831	NP Inter (normality) 1 of 2
pH (S.U.)	GWC-10	7.1	4.21	2/8/2023	6.31	No	230	n/a	n/a	0	n/a	n/a	0.00009831	NP Inter (normality) 1 of 2
pH (S.U.)	GWC-11	7.1	4.21	2/8/2023	6.24	No	230	n/a	n/a	0	n/a	n/a	0.00009831	NP Inter (normality) 1 of 2
pH (S.U.)	GWC-12	7.1	4.21	2/7/2023	5.07	No	230	n/a	n/a	0	n/a	n/a	0.00009831	NP Inter (normality) 1 of 2
pH (S.U.)	GWC-19	7.1	4.21	2/8/2023	5.59	No	230	n/a	n/a	0	n/a	n/a	0.00009831	NP Inter (normality) 1 of 2
pH (S.U.)	GWC-20	7.1	4.21	2/8/2023	4.84	No	230	n/a	n/a	0	n/a	n/a	0.00009831	NP Inter (normality) 1 of 2
pH (S.U.)	GWC-21	7.1	4.21	2/8/2023	4.85	No	230	n/a	n/a	0	n/a	n/a	0.00009831	NP Inter (normality) 1 of 2
pH (S.U.)	GWC-23	7.1	4.21	2/8/2023	5.08	No	230	n/a	n/a	0	n/a	n/a	0.00009831	NP Inter (normality) 1 of 2
pH (S.U.)	GWC-9	7.1	4.21	2/8/2023	5.31	No	230	n/a	n/a	0	n/a	n/a	0.00009831	NP Inter (normality) 1 of 2
Total Dissolved Solids (mg/L)	GWC-1	150	n/a	2/7/2023	34	No	210	n/a	n/a	10.48	n/a	n/a	0.00004916	NP Inter (normality) 1 of 2
Total Dissolved Solids (mg/L)	GWC-10	150	n/a	2/8/2023	130	No	210	n/a	n/a	10.48	n/a	n/a	0.00004916	NP Inter (normality) 1 of 2
Total Dissolved Solids (mg/L)	GWC-11	150	n/a	2/8/2023	71	No	210	n/a	n/a	10.48	n/a	n/a	0.00004916	NP Inter (normality) 1 of 2
Total Dissolved Solids (mg/L)	GWC-12	150	n/a	2/7/2023	27	No	210	n/a	n/a	10.48	n/a	n/a	0.00004916	NP Inter (normality) 1 of 2
Total Dissolved Solids (mg/L)	GWC-19	150	n/a	2/8/2023	54	No	210	n/a	n/a	10.48	n/a	n/a	0.00004916	NP Inter (normality) 1 of 2
Total Dissolved Solids (mg/L)	GWC-20	150	n/a	2/8/2023	31	No	210	n/a	n/a	10.48	n/a	n/a	0.00004916	NP Inter (normality) 1 of 2
Total Dissolved Solids (mg/L)	GWC-21	150	n/a	2/8/2023	32	No	210	n/a	n/a	10.48	n/a	n/a	0.00004916	NP Inter (normality) 1 of 2
Total Dissolved Solids (mg/L)	GWC-23	150	n/a	2/8/2023	31	No	210	n/a	n/a	10.48	n/a	n/a	0.00004916	NP Inter (normality) 1 of 2
Total Dissolved Solids (mg/L)	GWC-9	150	n/a	2/8/2023	44	No	210	n/a	n/a	10.48	n/a	n/a	0.00004916	NP Inter (normality) 1 of 2

Within Limit

Prediction Limit  
Interwell Non-parametric



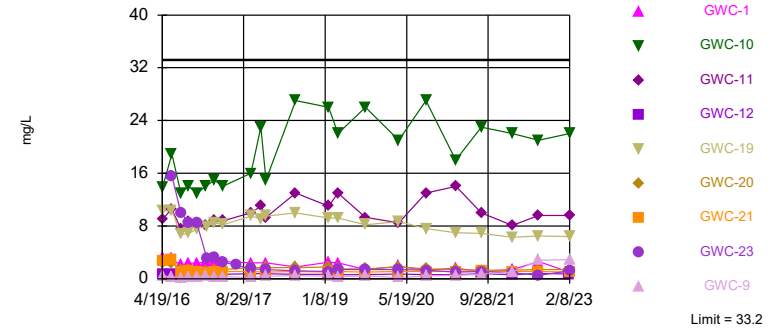
Limit = 0.11

Non-parametric test used in lieu of parametric prediction limit because censored data exceeded 50%. Limit is highest of 210 background values. 87.62% NDs. Annual per-constituent alpha = 0.0008845. Individual comparison alpha = 0.00004916 (1 of 2). Comparing 9 points to limit.

Constituent: Boron Analysis Run 3/7/2023 11:03 AM View: Appendix III - Interwell  
Plant McIntosh Client: Southern Company Data: McIntosh LF4 CCR

Within Limit

Prediction Limit  
Interwell Non-parametric



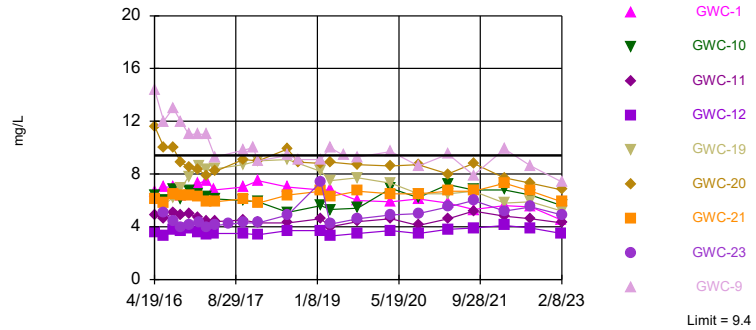
Limit = 33.2

Non-parametric test used in lieu of parametric prediction limit because the Chi Squared normality test showed the data to be non-normal at the 0.01 alpha level. Limit is highest of 211 background values. Annual per-constituent alpha = 0.0008845. Individual comparison alpha = 0.00004916 (1 of 2). Comparing 9 points to limit.

Constituent: Calcium Analysis Run 3/7/2023 11:03 AM View: Appendix III - Interwell  
Plant McIntosh Client: Southern Company Data: McIntosh LF4 CCR

Within Limit

Prediction Limit  
Interwell Non-parametric



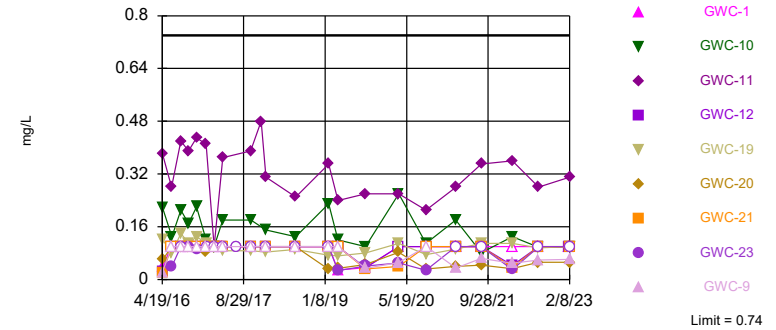
Limit = 9.4

Non-parametric test used in lieu of parametric prediction limit because the Chi Squared normality test showed the data to be non-normal at the 0.01 alpha level. Limit is highest of 209 background values. Annual per-constituent alpha = 0.0008845. Individual comparison alpha = 0.00004916 (1 of 2). Comparing 9 points to limit.

Constituent: Chloride Analysis Run 3/7/2023 11:03 AM View: Appendix III - Interwell  
Plant McIntosh Client: Southern Company Data: McIntosh LF4 CCR

Within Limit

Prediction Limit  
Interwell Non-parametric



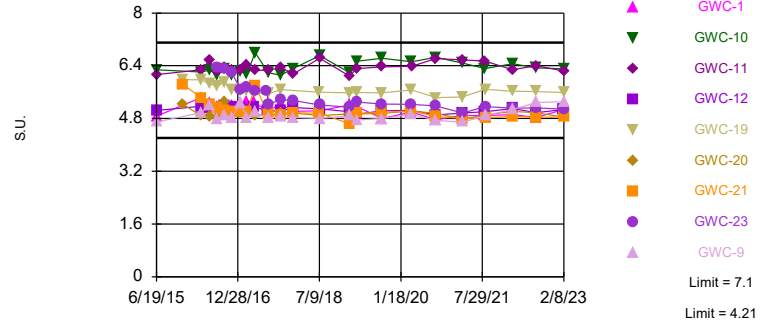
Limit = 0.74

Non-parametric test used in lieu of parametric prediction limit because censored data exceeded 50%. Limit is highest of 211 background values. 64.45% NDs. Annual per-constituent alpha = 0.0008845. Individual comparison alpha = 0.00004916 (1 of 2). Comparing 9 points to limit.

Constituent: Fluoride Analysis Run 3/7/2023 11:03 AM View: Appendix III - Interwell  
Plant McIntosh Client: Southern Company Data: McIntosh LF4 CCR

Within Limits

Prediction Limit  
Interwell Non-parametric



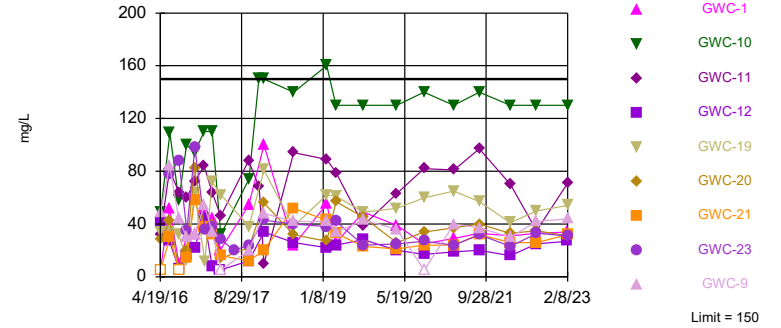
Non-parametric test used in lieu of parametric prediction limit because the Chi Squared normality test showed the data to be non-normal at the 0.01 alpha level. Limits are highest and lowest of 230 background values. Annual per-constituent alpha = 0.001769. Individual comparison alpha = 0.00009831 (1 of 2). Comparing 9 points to limit.

Constituent: pH Analysis Run 3/7/2023 11:03 AM View: Appendix III - Interwell  
Plant McIntosh Client: Southern Company Data: McIntosh LF4 CCR

Hollow symbols indicate censored values.

Within Limit

Prediction Limit  
Interwell Non-parametric



Non-parametric test used in lieu of parametric prediction limit because the Chi Squared normality test showed the data to be non-normal at the 0.01 alpha level. Limit is highest of 210 background values. 10.48% NDs. Annual per-constituent alpha = 0.0008845. Individual comparison alpha = 0.00004916 (1 of 2). Comparing 9 points to limit.

Constituent: Total Dissolved Solids Analysis Run 3/7/2023 11:03 AM View: Appendix III - Interwell  
Plant McIntosh Client: Southern Company Data: McIntosh LF4 CCR



# Prediction Limit

Constituent: Boron (mg/L) Analysis Run 3/7/2023 11:06 AM View: Appendix III - Interwell  
 Plant McIntosh Client: Southern Company Data: McIntosh LF4 CCR

	GWC-18 (bg)	GWC-19	GWA-2 (bg)	GWA-3 (bg)	GWC-9	GWA-4A (bg)	GWC-17 (bg)	GWA-5 (bg)	GWA-14 (bg)
4/19/2016	<0.08	<0.08	<0.08	<0.08	<0.08				
4/20/2016						<0.08	<0.08	<0.08	<0.08
4/21/2016									
6/14/2016			0.012 (J)	0.0077 (J)		0.01 (J)		0.011 (J)	0.0098 (J)
6/15/2016					0.018 (J)		0.0095 (J)		
6/16/2016	0.011 (J)	0.0069 (J)							
8/9/2016			<0.08	<0.08			<0.08	<0.08	<0.08
8/10/2016		<0.08			<0.08				
8/11/2016	<0.08					<0.08			
9/26/2016			<0.08						
9/27/2016				<0.08	<0.08	<0.08	<0.08	<0.08	<0.08
9/28/2016	<0.08	<0.08							
11/14/2016				<0.08		<0.08			
11/15/2016		<0.08	<0.08		<0.08		<0.08	<0.08	<0.08
11/16/2016	<0.08								
1/10/2017			<0.08	<0.08		<0.08			
1/11/2017	<0.08						<0.08	<0.08	<0.08
1/12/2017									
1/13/2017					<0.08				
1/16/2017		<0.08							
1/17/2017									
2/28/2017			0.022 (J)	<0.08		<0.08		<0.08	<0.08
3/1/2017	<0.08	<0.08			<0.08		<0.08		
3/2/2017									
4/19/2017			<0.08	<0.08					
4/20/2017						<0.08	<0.08	<0.08	<0.08
4/24/2017					<0.08				
4/25/2017	<0.08	<0.08							
7/13/2017									
10/10/2017			<0.08			<0.08			
10/11/2017				<0.08			<0.08	<0.08	<0.08
10/12/2017	<0.08	<0.08			<0.08				
12/12/2017									
1/10/2018			<0.08	<0.08		<0.08		<0.08	
1/11/2018							<0.08		<0.08
1/12/2018	<0.08	<0.08			<0.08				
7/11/2018	<0.08	<0.08	<0.08	<0.08		<0.08	<0.08	<0.08	<0.08
7/12/2018					<0.08				
1/29/2019		<0.08	<0.08	<0.08		<0.08	<0.08	<0.08	<0.08
1/30/2019	<0.08				<0.08				
3/26/2019						<0.08		<0.08	<0.08
3/27/2019	<0.08	<0.08	<0.08	<0.08	<0.08		<0.08		
9/10/2019						0.052 (J)		<0.08	<0.08
9/11/2019	<0.08	<0.08	<0.08	<0.08	<0.08		<0.08		
3/31/2020						<0.08		<0.08	
4/1/2020	<0.08	<0.08	0.042 (J)	<0.08	<0.08		<0.08		<0.08
4/2/2020									
9/15/2020	<0.08		<0.08	0.061 (J)			<0.08	0.047 (J)	<0.08
9/16/2020		0.046 (J)			0.042 (J)	0.056 (J)			
3/16/2021		<0.08	<0.08	<0.08			<0.08		<0.08
3/17/2021	<0.08				<0.08	<0.08		<0.08	
8/17/2021			0.069 (J)	<0.08					0.1

# Prediction Limit

Constituent: Boron (mg/L) Analysis Run 3/7/2023 11:06 AM View: Appendix III - Interwell  
Plant McIntosh Client: Southern Company Data: McIntosh LF4 CCR

	GWC-18 (bg)	GWC-19	GWA-2 (bg)	GWA-3 (bg)	GWC-9	GWA-4A (bg)	GWC-17 (bg)	GWA-5 (bg)	GWA-14 (bg)
8/18/2021									
8/19/2021	<0.08	<0.08			<0.08	<0.08	<0.08	<0.08	
2/22/2022			0.11	0.065 (J)			<0.08	<0.08	<0.08
2/23/2022	<0.08	<0.08			<0.08	0.096			
8/2/2022	<0.08		<0.08	<0.08			<0.08	<0.08	<0.08
8/3/2022		<0.08			<0.08	<0.08			
8/4/2022									
2/6/2023									
2/7/2023	<0.08		<0.08	<0.08		0.022 (J)		0.024 (J)	<0.08
2/8/2023		0.024 (J)			0.026 (J)		<0.08		

# Prediction Limit

Constituent: Boron (mg/L) Analysis Run 3/7/2023 11:06 AM View: Appendix III - Interwell  
 Plant McIntosh Client: Southern Company Data: McIntosh LF4 CCR

	GWC-11	GWC-1	GWA-16 (bg)	GWC-12	GWA-13 (bg)	GWC-20	GWC-21	GWA-15 (bg)	GWC-10
4/19/2016									
4/20/2016	<0.08	<0.08	<0.08	<0.08	<0.08				
4/21/2016						<0.08	<0.08	<0.08	<0.08
6/14/2016					0.0086 (J)				
6/15/2016	0.011 (J)	0.017 (J)	0.0085 (J)	0.01 (J)				0.0095 (J)	
6/16/2016						0.012 (J)	0.012 (J)		0.017 (J)
8/9/2016			<0.08		<0.08			<0.08	
8/10/2016	<0.08	<0.08		<0.08		<0.08	<0.08		<0.08
8/11/2016									
9/26/2016									
9/27/2016	<0.08	<0.08	<0.08	<0.08	<0.08	<0.08	<0.08	<0.08	<0.08
9/28/2016									
11/14/2016									
11/15/2016	<0.08	<0.08	<0.08	<0.08	<0.08	<0.08	<0.08	<0.08	0.021 (J)
11/16/2016									
1/10/2017									
1/11/2017			<0.08					<0.08	
1/12/2017	<0.08	<0.08		<0.08	<0.08		<0.08		0.041 (J)
1/13/2017						<0.08			
1/16/2017									
1/17/2017									
2/28/2017					<0.08			<0.08	
3/1/2017	<0.08	<0.08	<0.08	<0.08		<0.08	<0.08		0.052
3/2/2017									
4/19/2017									
4/20/2017		<0.08	<0.08	<0.08	<0.08			<0.08	
4/24/2017	<0.08						<0.08		0.064
4/25/2017						<0.08			
7/13/2017									
10/10/2017									
10/11/2017	<0.08	<0.08	<0.08		<0.08			<0.08	
10/12/2017				<0.08		<0.08	<0.08		0.06
12/12/2017									0.086
1/10/2018					<0.08				
1/11/2018	<0.08	<0.08	<0.08	<0.08			<0.08	<0.08	0.06
1/12/2018						<0.08			
7/11/2018			<0.08		<0.08	<0.08	<0.08	<0.08	
7/12/2018	<0.08	<0.08		<0.08					0.054
1/29/2019			<0.08		<0.08	<0.08		<0.08	
1/30/2019	<0.08	<0.08		<0.08			<0.08		0.055
3/26/2019			<0.08		<0.08			<0.08	
3/27/2019	<0.08	<0.08		<0.08		<0.08	<0.08		0.05
9/10/2019			<0.08		0.061 (J)				
9/11/2019	<0.08	<0.08		<0.08		0.042 (J)	0.055 (J)	<0.08	0.067 (J)
3/31/2020					<0.08				
4/1/2020		<0.08	<0.08	<0.08		<0.08	<0.08	<0.08	0.068 (J)
4/2/2020	0.066 (J)								
9/15/2020	<0.08	<0.08	<0.08		<0.08	<0.08	<0.08	<0.08	0.062 (J)
9/16/2020				<0.08					
3/16/2021		<0.08	<0.08	<0.08	<0.08	<0.08			0.045 (J)
3/17/2021	<0.08						<0.08	<0.08	
8/17/2021			0.061 (J)						

# Prediction Limit

Constituent: Boron (mg/L) Analysis Run 3/7/2023 11:06 AM View: Appendix III - Interwell  
Plant McIntosh Client: Southern Company Data: McIntosh LF4 CCR

	GWC-11	GWC-1	GWA-16 (bg)	GWC-12	GWA-13 (bg)	GWC-20	GWC-21	GWA-15 (bg)	GWC-10
8/18/2021	<0.08	0.046 (J)		<0.08	0.044 (J)				0.069 (J)
8/19/2021						<0.08	<0.08	<0.08	
2/22/2022			<0.08		<0.08	<0.08		<0.08	
2/23/2022	<0.08	<0.08		<0.08			<0.08		0.069 (J)
8/2/2022	<0.08		<0.08		<0.08			<0.08	
8/3/2022		0.064 (J)		<0.08		<0.08			<0.08
8/4/2022							<0.08		
2/6/2023					<0.08				
2/7/2023		<0.08	<0.08	<0.08				<0.08	
2/8/2023	0.022 (J)					<0.08	0.027 (J)		0.043 (J)

# Prediction Limit

Constituent: Boron (mg/L) Analysis Run 3/7/2023 11:06 AM View: Appendix III - Interwell  
Plant McIntosh Client: Southern Company Data: McIntosh LF4 CCR

GWC-23

4/19/2016	
4/20/2016	
4/21/2016	
6/14/2016	
6/15/2016	
6/16/2016	0.017 (J)
8/9/2016	
8/10/2016	<0.08
8/11/2016	
9/26/2016	
9/27/2016	
9/28/2016	<0.08
11/14/2016	
11/15/2016	
11/16/2016	<0.08
1/10/2017	
1/11/2017	
1/12/2017	
1/13/2017	
1/16/2017	
1/17/2017	<0.08
2/28/2017	
3/1/2017	
3/2/2017	<0.08
4/19/2017	
4/20/2017	
4/24/2017	
4/25/2017	<0.08
7/13/2017	<0.08
10/10/2017	
10/11/2017	
10/12/2017	<0.08
12/12/2017	
1/10/2018	
1/11/2018	
1/12/2018	<0.08
7/11/2018	
7/12/2018	<0.08
1/29/2019	
1/30/2019	<0.08
3/26/2019	
3/27/2019	<0.08
9/10/2019	
9/11/2019	0.04 (J)
3/31/2020	
4/1/2020	<0.08
4/2/2020	
9/15/2020	<0.08
9/16/2020	
3/16/2021	
3/17/2021	<0.08
8/17/2021	

# Prediction Limit

Constituent: Boron (mg/L) Analysis Run 3/7/2023 11:06 AM View: Appendix III - Interwell  
Plant McIntosh Client: Southern Company Data: McIntosh LF4 CCR

---

	GWC-23
8/18/2021	
8/19/2021	<0.08
2/22/2022	
2/23/2022	<0.08
8/2/2022	
8/3/2022	
8/4/2022	<0.08
2/6/2023	
2/7/2023	
2/8/2023	<0.08

# Prediction Limit

Constituent: Calcium (mg/L) Analysis Run 3/7/2023 11:06 AM View: Appendix III - Interwell

Plant McIntosh Client: Southern Company Data: McIntosh LF4 CCR

	GWC-18 (bg)	GWC-19	GWA-3 (bg)	GWA-2 (bg)	GWC-9	GWA-13 (bg)	GWC-11	GWC-17 (bg)	GWC-1
4/19/2016	26	10.3	1.13	0.485 (J)	0.431 (J)				
4/20/2016						0.389 (J)	8.94	2.48	3.22
4/21/2016									
6/14/2016			1	0.72		0.37 (J)			
6/15/2016					0.27 (J)		10.6	2.2	3
6/16/2016	33.2	10.4							
8/9/2016			0.71	0.24 (J)		0.14 (J)		1.8	
8/10/2016		6.7			0.13 (J)		7.6		2.1
8/11/2016	18								
9/26/2016				0.48					
9/27/2016			0.77		0.21 (J)	0.33	8.7	1.9	2.3
9/28/2016	17	6.9							
11/14/2016			0.75						
11/15/2016		7.5		0.54	0.27	0.28	8.4	2.1	2.4
11/16/2016	17								
1/10/2017			0.73	0.62					
1/11/2017	15							2	
1/12/2017						0.37	8.1		2.5
1/13/2017					0.41				
1/16/2017		8							
1/17/2017									
2/28/2017			0.76	0.91		0.26			
3/1/2017	16	8.5			0.25		8.9	2.1	2.7
3/2/2017									
4/19/2017			0.69	0.75					
4/20/2017						0.27		2	2.6
4/24/2017					0.34		8.8		
4/25/2017	17	8.2							
7/13/2017									
10/10/2017				0.54					
10/11/2017			0.73			0.3	10	2.1	2.4
10/12/2017	14	9.5			0.21 (J)				
12/12/2017		9.1							
12/13/2017	12						11		
1/10/2018			0.88	0.52		0.27			
1/11/2018							9.3	2.1	2.4
1/12/2018	15	9.5			0.4				
7/11/2018	12	10	0.81	0.5		0.32		2.1	
7/12/2018					0.49		13		1.8
1/29/2019		9.2	0.85	0.53		0.33		2.2	
1/30/2019	14				0.38 (J)		11		2.5
3/26/2019						0.3			
3/27/2019	11	9.2	0.73	0.37	0.28		13	2	2.4
9/10/2019						0.37 (J)			
9/11/2019	13	8.2	0.76	0.43 (J)	0.44 (J)		9.3	2	1.4
3/31/2020						0.42 (J)			
4/1/2020	11	8.7	0.72	0.47 (J)	0.2 (J)			2.1	1.9
4/2/2020							8.5		
9/15/2020	10		0.84	0.42 (J)		0.32 (J)	13	2	1.3
9/16/2020		7.6			0.45 (J)				
3/16/2021		7	0.75	0.4 (J)		0.4 (J)		2	1.6
3/17/2021	9.1				0.51		14		

# Prediction Limit

Constituent: Calcium (mg/L) Analysis Run 3/7/2023 11:06 AM View: Appendix III - Interwell  
Plant McIntosh Client: Southern Company Data: McIntosh LF4 CCR

	GWC-18 (bg)	GWC-19	GWA-3 (bg)	GWA-2 (bg)	GWC-9	GWA-13 (bg)	GWC-11	GWC-17 (bg)	GWC-1
8/17/2021			0.81	0.4 (J)					
8/18/2021						0.51	10		1.1
8/19/2021	9.3	6.9			0.67			2.2	
2/22/2022			0.72	0.42 (J)		0.35 (J)		2	
2/23/2022	9.1	6.3			1		8.1		1.4
8/2/2022	11		0.7	0.51		0.36 (J)	9.6	2	
8/3/2022		6.5			2.8				2.6
8/4/2022									
2/6/2023						0.53			
2/7/2023	15		0.66	0.38 (J)					1
2/8/2023		6.4			2.9		9.6	2.4	



# Prediction Limit

Constituent: Calcium (mg/L) Analysis Run 3/7/2023 11:06 AM View: Appendix III - Interwell  
 Plant McIntosh Client: Southern Company Data: McIntosh LF4 CCR

	GWA-5 (bg)	GWA-4A (bg)	GWA-16 (bg)	GWA-14 (bg)	GWC-12	GWC-10	GWA-15 (bg)	GWC-21	GWC-20
4/19/2016									
4/20/2016	4.39	1.12	0.472 (J)	0.686	0.69				
4/21/2016						13.9	0.686	2.78	2.29
6/14/2016	2.4	1.1		0.62					
6/15/2016			0.42 (J)		0.69		0.61		
6/16/2016						18.9		2.9	2.4
8/9/2016	2		0.19	0.39			0.21 (J)		
8/10/2016					0.45	13		0.99	1.4
8/11/2016		1.9							
9/26/2016									
9/27/2016	2.9	3.4	0.39	0.52	0.61	14	0.4	1.3	1.4
9/28/2016									
11/14/2016		3.1							
11/15/2016	2.5		0.39	0.5	0.61	13	0.35	1.1	1.3
11/16/2016									
1/10/2017		1.5							
1/11/2017	2.5		0.36	0.47			0.34		
1/12/2017					0.6	14		0.93	
1/13/2017									1.3
1/16/2017									
1/17/2017									
2/28/2017	2.7	1.1		0.47			0.37		
3/1/2017			0.38		0.61	15		1	1.4
3/2/2017									
4/19/2017									
4/20/2017	2.8	0.98	0.41	0.5	0.65		0.43		
4/24/2017						14		1.1	
4/25/2017									1.4
7/13/2017									
10/10/2017		0.8							
10/11/2017	3.3		0.4	0.49			0.41		
10/12/2017					0.76	16		1.1	1.7
12/12/2017						23			
12/13/2017									
1/10/2018	3.3	0.82							
1/11/2018			0.43	0.51	0.78	15	0.41	1	
1/12/2018									1.7
7/11/2018	3	1	0.45	0.47			0.53	1.1	1.7
7/12/2018					0.67	27			
1/29/2019	3.3	0.83	0.41	0.51			0.91		1.8
1/30/2019					0.68 (J)	26		1 (J)	
3/26/2019	2.8	0.53	0.37	0.42			0.58		
3/27/2019					0.62	22		1.1	1.5
9/10/2019	2.3	0.64	0.41 (J)	0.47 (J)					
9/11/2019					0.62	26	0.42 (J)	1	1.5
3/31/2020	2.9	0.8							
4/1/2020			0.43 (J)	0.49 (J)	0.7	21	2.3	1.1	1.8
4/2/2020									
9/15/2020	2.2		0.42 (J)	0.6		27	0.38 (J)	1.1	1.5
9/16/2020		0.43 (J)			0.64				
3/16/2021			0.48 (J)	0.51	0.62	18			1.4
3/17/2021	2.4	0.33 (J)					5.5	1.1	

# Prediction Limit

Constituent: Calcium (mg/L) Analysis Run 3/7/2023 11:06 AM View: Appendix III - Interwell  
Plant McIntosh Client: Southern Company Data: McIntosh LF4 CCR

	GWA-5 (bg)	GWA-4A (bg)	GWA-16 (bg)	GWA-14 (bg)	GWC-12	GWC-10	GWA-15 (bg)	GWC-21	GWC-20
8/17/2021			0.46 (J)	0.47 (J)					
8/18/2021					0.75	23			
8/19/2021	2.4	0.3 (J)					0.49 (J)	1.2	1.3
2/22/2022	2.3		0.43 (J)	0.52			0.92		1.3
2/23/2022		0.35 (J)			0.64	22		1.1	
8/2/2022	2.5		0.44 (J)	0.7			0.42 (J)		
8/3/2022		1.1			0.82	21			1.4
8/4/2022								1.1	
2/6/2023									
2/7/2023	2.1	0.46 (J)	0.45 (J)	0.58	0.73		1.9		
2/8/2023						22		1	1.4

# Prediction Limit

Constituent: Calcium (mg/L) Analysis Run 3/7/2023 11:06 AM View: Appendix III - Interwell  
Plant McIntosh Client: Southern Company Data: McIntosh LF4 CCR

GWC-23

4/19/2016	
4/20/2016	
4/21/2016	
6/14/2016	
6/15/2016	
6/16/2016	15.6
8/9/2016	
8/10/2016	10
8/11/2016	
9/26/2016	
9/27/2016	
9/28/2016	8.5
11/14/2016	
11/15/2016	
11/16/2016	8.4
1/10/2017	
1/11/2017	
1/12/2017	
1/13/2017	
1/16/2017	
1/17/2017	3
2/28/2017	
3/1/2017	
3/2/2017	3.3
4/19/2017	
4/20/2017	
4/24/2017	
4/25/2017	2.5
7/13/2017	2.1
10/10/2017	
10/11/2017	
10/12/2017	1.5
12/12/2017	
12/13/2017	
1/10/2018	
1/11/2018	
1/12/2018	1.4
7/11/2018	
7/12/2018	1.2
1/29/2019	
1/30/2019	1.1 (J)
3/26/2019	
3/27/2019	1.4
9/10/2019	
9/11/2019	1.4
3/31/2020	
4/1/2020	1.4
4/2/2020	
9/15/2020	1.3
9/16/2020	
3/16/2021	
3/17/2021	0.99

# Prediction Limit

Constituent: Calcium (mg/L) Analysis Run 3/7/2023 11:06 AM View: Appendix III - Interwell  
Plant McIntosh Client: Southern Company Data: McIntosh LF4 CCR

---

GWC-23

8/17/2021	
8/18/2021	
8/19/2021	1.1
2/22/2022	
2/23/2022	0.92
8/2/2022	
8/3/2022	
8/4/2022	0.51
2/6/2023	
2/7/2023	
2/8/2023	1.2

# Prediction Limit

Constituent: Chloride (mg/L) Analysis Run 3/7/2023 11:06 AM View: Appendix III - Interwell

Plant McIntosh Client: Southern Company Data: McIntosh LF4 CCR

	GWC-18 (bg)	GWC-19	GWA-3 (bg)	GWA-2 (bg)	GWC-9	GWA-13 (bg)	GWC-12	GWC-11	GWC-1
4/19/2016	5.03	6.1	9.4	5.01	14.4				
4/20/2016						3.49	3.61	4.9	6.68
4/21/2016									
6/14/2016			8.3	5		3.4			
6/15/2016					12		3.3	4.6	7
6/16/2016	4.7	5.7							
8/9/2016			8.6	5.1		3.7			
8/10/2016		6.2			13		3.8	5.1	7
8/11/2016	5.3								
9/26/2016				5.1					
9/27/2016			6.3		12	3.8	3.7	4.9	6.4
9/28/2016	5.1	6.9							
11/14/2016			6.1						
11/15/2016		7.8		5.2	11	3.8	3.9	5	6.6
11/16/2016	5.2								
1/10/2017			6.1	4.9					
1/11/2017	5								
1/12/2017						3.5	3.6	4.7	7.3
1/13/2017					11				
1/16/2017		8.6							
1/17/2017									
2/28/2017			6.2	4.7		3.6			
3/1/2017	4.6	8.3			11		3.4	4.4	7.5
3/2/2017									
4/19/2017			5	4.4					
4/20/2017						3.4	3.5		6.8
4/24/2017					9.3			4.4	
4/25/2017	4.6	8.4							
7/13/2017									
10/10/2017				4.7					
10/11/2017			4.1			3.4		4.5	7
10/12/2017	4.6	8.7			9.8		3.5		
12/12/2017					10				
1/10/2018			4.2	4.6		3.4			
1/11/2018							3.4	4.3	7.5
1/12/2018	4.5	9			9				
7/11/2018	4.9	9.1	4.3	5		3.4			
7/12/2018					9.4		3.7	4.3	7
9/13/2018					9.1				
1/29/2019		8.2	4	5		3.6			
1/30/2019	4.8				9.1		3.7	4.6	6.8
3/26/2019						3.5			
3/27/2019	4.3	7.5	3.5	4.5	10		3.3	4	6.8
6/17/2019					9.4				
9/10/2019						3.3			
9/11/2019	4.5	7.7	3.5	4.8	9.3		3.5	4.4	6
3/31/2020						3.7			
4/1/2020	4.7	7.3	3.7	4.9	9.7		3.7		5.9
4/2/2020								4.6	
9/15/2020	4.4		3.4	4.9		3.5		4.1	6.1
9/16/2020		6.5			8.6		3.5		
3/16/2021		6.5	3.6	4.9		4	3.8		5.8

# Prediction Limit

Constituent: Chloride (mg/L) Analysis Run 3/7/2023 11:06 AM View: Appendix III - Interwell  
Plant McIntosh Client: Southern Company Data: McIntosh LF4 CCR

---

	GWC-18 (bg)	GWC-19	GWA-3 (bg)	GWA-2 (bg)	GWC-9	GWA-13 (bg)	GWC-12	GWC-11	GWC-1
3/17/2021	4.7				9.5			4.6	
8/17/2021			3.5	5.4					
8/18/2021						4.1	3.9	5.2	5.3
8/19/2021	5.1	6.7			7.9				
2/22/2022			3.4	4.6		3.8			
2/23/2022	5	5.8			9.9		4.1	4.8	5.6
8/2/2022	4.6		3.5	4.7		3.7		4.6	
8/3/2022		5.9			8.6		3.9		5.5
8/4/2022									
2/6/2023						3.3			
2/7/2023	4.3		3.1	4.2			3.5		4.5
2/8/2023		5.2			7.4			4.3	

# Prediction Limit

Constituent: Chloride (mg/L) Analysis Run 3/7/2023 11:06 AM View: Appendix III - Interwell  
 Plant McIntosh Client: Southern Company Data: McIntosh LF4 CCR

	GWA-5 (bg)	GWA-4A (bg)	GWA-16 (bg)	GWA-14 (bg)	GWC-17 (bg)	GWA-15 (bg)	GWC-10	GWC-21	GWC-20
4/19/2016									
4/20/2016	3.69	2.93	3.92	4.55	4.25				
4/21/2016						3.99	6.41	6.08	11.6
6/14/2016	3.5	2.9		4.3					
6/15/2016			3.8		4.1	3.5			
6/16/2016							6	5.8	10
8/9/2016	3.7		4	4.5	4.5	4			
8/10/2016							6.8	6.5	10
8/11/2016		3.6							
9/26/2016									
9/27/2016	3.6	3.4	3.9	4.4	4.4	3.9	6.1	6.4	8.9
9/28/2016									
11/14/2016		4.2							
11/15/2016	3.7		4	4.5	4.5	4	6.7	6.4	8.5
11/16/2016									
1/10/2017		3.6							
1/11/2017	3.5		3.7	4.3	4.2	3.8			
1/12/2017							6.5	6.3	
1/13/2017									8.3
1/16/2017									
1/17/2017									
2/28/2017	3.3	3.3		4		3.5			
3/1/2017			3.5		3.9		6.3	5.9	7.9
3/2/2017									
4/19/2017									
4/20/2017	3.3	3.5	3.6	4	4	3.3			
4/24/2017							6.1	5.9	
4/25/2017									8.2
7/13/2017									
10/10/2017		3.9							
10/11/2017	3.2		3.5	4	4.1	3.5			
10/12/2017							6	6.1	9.1
12/12/2017									
1/10/2018	3.2	3.3							
1/11/2018			3.4	3.9	4.1	3.4	5.9	5.8	
1/12/2018									9
7/11/2018	3.5	3.2	3.7	4.2	4.4	3.8		6.4	9.9
7/12/2018							5.1		
9/13/2018									8.9
1/29/2019	3.6	3.4	3.8	4	4.5	3.7			8.8
1/30/2019							5.6	6.7	
3/26/2019	3.6	3.7	3.6	4.1		3.8			
3/27/2019					4.1		5.3	6.3	8.9
6/17/2019									
9/10/2019	3.5	3.6	3.7	4					
9/11/2019					4.3	3.7	5.4	6.7	8.7
3/31/2020	4.1	4.9							
4/1/2020			3.8	4.2	4.6	3.8	6.9	6.5	8.6
4/2/2020									
9/15/2020	18 (o)		3.7	4.3	4.3	3.6	6.2	6.5	8.7
9/16/2020		3.5							
3/16/2021			4.1	4.1	4.9		7.2		8

# Prediction Limit

Constituent: Chloride (mg/L) Analysis Run 3/7/2023 11:06 AM View: Appendix III - Interwell  
Plant McIntosh Client: Southern Company Data: McIntosh LF4 CCR

---

	GWA-5 (bg)	GWA-4A (bg)	GWA-16 (bg)	GWA-14 (bg)	GWC-17 (bg)	GWA-15 (bg)	GWC-10	GWC-21	GWC-20
3/17/2021	4.2	4.5				4		6.7	
8/17/2021			4	4.3					
8/18/2021							6.8		
8/19/2021	4.3	3.5			4.8	4.3		6.7	8.8
2/22/2022	3.8		3.7	4	4.5	3.7			7.7
2/23/2022		3.7					6.8	7.3	
8/2/2022	4		3.9	4.3	4.7	3.7			
8/3/2022		3.4					6.4		7.3
8/4/2022								6.7	
2/6/2023									
2/7/2023	3.8	3.2	3.7	4		3.6			
2/8/2023					4.5		5.6	5.9	6.8



# Prediction Limit

Constituent: Chloride (mg/L) Analysis Run 3/7/2023 11:06 AM View: Appendix III - Interwell  
Plant McIntosh Client: Southern Company Data: McIntosh LF4 CCR

GWC-23

4/19/2016	
4/20/2016	
4/21/2016	
6/14/2016	
6/15/2016	
6/16/2016	5.1
8/9/2016	
8/10/2016	4.4
8/11/2016	
9/26/2016	
9/27/2016	
9/28/2016	4
11/14/2016	
11/15/2016	
11/16/2016	4.1
1/10/2017	
1/11/2017	
1/12/2017	
1/13/2017	
1/16/2017	
1/17/2017	4.3
2/28/2017	
3/1/2017	
3/2/2017	4
4/19/2017	
4/20/2017	
4/24/2017	
4/25/2017	4.1
7/13/2017	4.2
10/10/2017	
10/11/2017	
10/12/2017	4.3
12/12/2017	
1/10/2018	
1/11/2018	
1/12/2018	4.3
7/11/2018	
7/12/2018	4.9
9/13/2018	
1/29/2019	
1/30/2019	7.4
3/26/2019	
3/27/2019	4.2
6/17/2019	
9/10/2019	
9/11/2019	4.6
3/31/2020	
4/1/2020	4.9
4/2/2020	
9/15/2020	5
9/16/2020	
3/16/2021	

# Prediction Limit

Constituent: Chloride (mg/L) Analysis Run 3/7/2023 11:06 AM View: Appendix III - Interwell  
Plant McIntosh Client: Southern Company Data: McIntosh LF4 CCR

---

	GWC-23
3/17/2021	5.5
8/17/2021	
8/18/2021	
8/19/2021	6
2/22/2022	
2/23/2022	5.2
8/2/2022	
8/3/2022	
8/4/2022	5.5
2/6/2023	
2/7/2023	
2/8/2023	4.9

# Prediction Limit

Constituent: Fluoride (mg/L) Analysis Run 3/7/2023 11:06 AM View: Appendix III - Interwell

Plant McIntosh Client: Southern Company Data: McIntosh LF4 CCR

	GWC-18 (bg)	GWC-19	GWA-3 (bg)	GWA-2 (bg)	GWC-9	GWA-13 (bg)	GWC-11	GWC-17 (bg)	GWC-1
4/19/2016	0.706	0.122 (J)	0.022 (J)	0.03 (J)	0.02 (J)				
4/20/2016						0.018 (J)	0.383	0.147 (J)	0.04 (J)
4/21/2016									
6/14/2016			<0.1	0.02 (J)		<0.1			
6/15/2016					<0.1		0.28 (J)	0.1 (J)	<0.1
6/16/2016	0.56	0.08 (J)							
8/9/2016			<0.1	<0.1		<0.1		0.16 (J)	
8/10/2016		0.14 (J)			<0.1		0.42		<0.1
8/11/2016	0.74								
9/26/2016				<0.1					
9/27/2016			<0.1		<0.1	<0.1	0.39	0.14 (J)	<0.1
9/28/2016	0.7	0.11 (J)							
11/14/2016			<0.1						
11/15/2016		0.13 (J)		<0.1	<0.1	<0.1	0.43	0.16 (J)	<0.1
11/16/2016	0.71								
1/10/2017			<0.1	<0.1					
1/11/2017	0.51							0.16 (J)	
1/12/2017						<0.1	0.41		<0.1
1/13/2017					<0.1				
1/16/2017		0.11 (J)							
1/17/2017									
2/28/2017			<0.1	<0.1		<0.1			
3/1/2017	0.61	<0.1			<0.1		<0.1	<0.1	<0.1
3/2/2017									
4/19/2017			<0.1	<0.1					
4/20/2017						<0.1		0.12 (J)	<0.1
4/24/2017					<0.1		0.37		
4/25/2017	0.65	0.087 (J)							
7/13/2017									
10/10/2017				<0.1					
10/11/2017			<0.1			<0.1	0.39	0.11 (J)	<0.1
10/12/2017	0.6	0.087 (J)			<0.1				
12/13/2017	0.61						0.48		
1/10/2018			<0.1	<0.1		<0.1			
1/11/2018							0.31	0.12 (J)	<0.1
1/12/2018	0.55	0.083 (J)			<0.1				
7/11/2018	0.59	0.091 (J)	<0.1	<0.1		<0.1		0.13 (J)	
7/12/2018					<0.1		0.25		<0.1
1/29/2019		0.074 (J)	<0.1	<0.1		<0.1		0.13 (J)	
1/30/2019	0.65				<0.1		0.35		<0.1
3/26/2019						<0.1			
3/27/2019	0.49	0.072	<0.1	<0.1	<0.1		0.24	0.1	0.029
9/10/2019						0.034 (J)			
9/11/2019	0.47	0.08 (J)	0.033 (J)	0.037 (J)	0.034 (J)		0.26	0.099 (J)	0.036 (J)
3/31/2020						0.046 (J)			
4/1/2020	0.59	0.11	<0.1	<0.1	0.051 (J)			0.15	<0.1
4/2/2020							0.26		
9/15/2020	0.49		<0.1	0.029 (J)		<0.1	0.21	0.099 (J)	<0.1
9/16/2020		0.076 (J)			<0.1				
3/16/2021		0.092 (J)	<0.1	0.033 (J)		<0.1		0.13	<0.1
3/17/2021	0.54				0.035 (J)		0.28		
8/17/2021			0.043 (J)	0.073 (J)					

# Prediction Limit

Constituent: Fluoride (mg/L) Analysis Run 3/7/2023 11:06 AM View: Appendix III - Interwell  
Plant McIntosh Client: Southern Company Data: McIntosh LF4 CCR

	GWC-18 (bg)	GWC-19	GWA-3 (bg)	GWA-2 (bg)	GWC-9	GWA-13 (bg)	GWC-11	GWC-17 (bg)	GWC-1
8/18/2021						<0.1	0.35		<0.1
8/19/2021	0.62	0.11			0.064 (J)			0.15	
2/22/2022			<0.1	<0.1		<0.1		0.062 (J)	
2/23/2022	0.66	0.11			0.049 (J)		0.36		<0.1
8/2/2022	0.54		<0.1	<0.1		<0.1	0.28	0.12	
8/3/2022		0.096 (J)			0.059 (J)				<0.1
8/4/2022									
2/6/2023						<0.1			
2/7/2023	0.53		<0.1	0.048 (J)					<0.1
2/8/2023		0.1			0.061 (J)		0.31	0.13	

# Prediction Limit

Constituent: Fluoride (mg/L) Analysis Run 3/7/2023 11:06 AM View: Appendix III - Interwell  
 Plant McIntosh Client: Southern Company Data: McIntosh LF4 CCR

	GWA-5 (bg)	GWA-4A (bg)	GWA-16 (bg)	GWA-14 (bg)	GWC-12	GWC-21	GWA-15 (bg)	GWC-20	GWC-10
4/19/2016									
4/20/2016	0.032 (J)	0.028 (J)	0.022 (J)	0.021 (J)	0.026 (J)				
4/21/2016						0.022 (J)	0.019 (J)	0.06 (J)	0.217 (J)
6/14/2016	<0.1	<0.1		<0.1					
6/15/2016			<0.1		<0.1		<0.1		
6/16/2016						<0.1		<0.1	0.13 (J)
8/9/2016	<0.1		<0.1	<0.1			<0.1		
8/10/2016					<0.1	<0.1		<0.1	0.21
8/11/2016		<0.1							
9/26/2016									
9/27/2016	<0.1	<0.1	<0.1	<0.1	<0.1	<0.1	<0.1	<0.1	0.17 (J)
9/28/2016									
11/14/2016		<0.1							
11/15/2016	<0.1		<0.1	<0.1	<0.1	<0.1	<0.1	<0.1	0.22
11/16/2016									
1/10/2017		<0.1							
1/11/2017	<0.1		<0.1	<0.1			<0.1		
1/12/2017					<0.1	<0.1			0.12 (J)
1/13/2017								0.083 (J)	
1/16/2017									
1/17/2017									
2/28/2017	<0.1	<0.1		<0.1			<0.1		
3/1/2017			<0.1		<0.1	<0.1		<0.1	<0.1
3/2/2017									
4/19/2017									
4/20/2017	<0.1	<0.1	<0.1	<0.1	<0.1		<0.1		
4/24/2017						<0.1			0.18 (J)
4/25/2017								<0.1	
7/13/2017									
10/10/2017		<0.1							
10/11/2017	<0.1		<0.1	<0.1			<0.1		
10/12/2017					<0.1	<0.1		<0.1	0.18 (J)
12/13/2017									
1/10/2018	<0.1	<0.1							
1/11/2018			<0.1	<0.1	<0.1	<0.1	<0.1		0.15 (J)
1/12/2018								<0.1	
7/11/2018	<0.1	<0.1	<0.1	<0.1		<0.1	<0.1	<0.1	
7/12/2018					<0.1				0.13 (J)
1/29/2019	<0.1	<0.1	<0.1	<0.1			<0.1	0.031 (J)	
1/30/2019					<0.1	<0.1			0.23 (J)
3/26/2019	0.028	<0.1	<0.1	<0.1			<0.1		
3/27/2019					<0.1	<0.1		0.034	0.12
9/10/2019	0.037 (J)	0.044 (J)	0.035 (J)	0.032 (J)					
9/11/2019					0.036 (J)	0.032 (J)	0.032 (J)	0.045 (J)	0.1
3/31/2020	0.061 (J)	0.043 (J)							
4/1/2020			<0.1	0.048 (J)	<0.1	0.04 (J)	0.05 (J)	0.082 (J)	0.26
4/2/2020									
9/15/2020	<0.1		<0.1	<0.1		<0.1	<0.1	0.032 (J)	0.11
9/16/2020		<0.1			<0.1				
3/16/2021			<0.1	<0.1	<0.1			0.04 (J)	0.18
3/17/2021	0.026 (J)	<0.1				<0.1	<0.1		
8/17/2021			0.072 (J)	0.045 (J)					

# Prediction Limit

Constituent: Fluoride (mg/L) Analysis Run 3/7/2023 11:06 AM View: Appendix III - Interwell  
Plant McIntosh Client: Southern Company Data: McIntosh LF4 CCR

	GWA-5 (bg)	GWA-4A (bg)	GWA-16 (bg)	GWA-14 (bg)	GWC-12	GWC-21	GWA-15 (bg)	GWC-20	GWC-10
8/18/2021					<0.1				0.081 (J)
8/19/2021	0.035 (J)	<0.1				<0.1	0.035 (J)	0.044 (J)	
2/22/2022	<0.1		<0.1	<0.1			<0.1	0.033 (J)	
2/23/2022		<0.1			0.043 (J)	0.037 (J)			0.13
8/2/2022	<0.1		<0.1	<0.1			<0.1		
8/3/2022		<0.1			<0.1			0.052 (J)	0.098 (J)
8/4/2022						<0.1			
2/6/2023									
2/7/2023	<0.1	<0.1	<0.1	<0.1	<0.1		<0.1		
2/8/2023						<0.1		0.052 (J)	0.1

# Prediction Limit

Constituent: Fluoride (mg/L) Analysis Run 3/7/2023 11:06 AM View: Appendix III - Interwell  
Plant McIntosh Client: Southern Company Data: McIntosh LF4 CCR

GWC-23

4/19/2016	
4/20/2016	
4/21/2016	
6/14/2016	
6/15/2016	
6/16/2016	0.04 (J)
8/9/2016	
8/10/2016	<0.1
8/11/2016	
9/26/2016	
9/27/2016	
9/28/2016	0.097 (J)
11/14/2016	
11/15/2016	
11/16/2016	0.092 (J)
1/10/2017	
1/11/2017	
1/12/2017	
1/13/2017	
1/16/2017	
1/17/2017	<0.1
2/28/2017	
3/1/2017	
3/2/2017	<0.1
4/19/2017	
4/20/2017	
4/24/2017	
4/25/2017	<0.1
7/13/2017	<0.1
10/10/2017	
10/11/2017	
10/12/2017	<0.1
12/13/2017	
1/10/2018	
1/11/2018	
1/12/2018	<0.1
7/11/2018	
7/12/2018	<0.1
1/29/2019	
1/30/2019	<0.1
3/26/2019	
3/27/2019	0.027
9/10/2019	
9/11/2019	0.041 (J)
3/31/2020	
4/1/2020	0.05 (J)
4/2/2020	
9/15/2020	0.028 (J)
9/16/2020	
3/16/2021	
3/17/2021	<0.1
8/17/2021	

# Prediction Limit

Constituent: Fluoride (mg/L) Analysis Run 3/7/2023 11:06 AM View: Appendix III - Interwell  
Plant McIntosh Client: Southern Company Data: McIntosh LF4 CCR

---

	GWC-23
8/18/2021	
8/19/2021	<0.1
2/22/2022	
2/23/2022	0.03 (J)
8/2/2022	
8/3/2022	
8/4/2022	<0.1
2/6/2023	
2/7/2023	
2/8/2023	<0.1





# Prediction Limit

Constituent: pH (S.U.) Analysis Run 3/7/2023 11:06 AM View: Appendix III - Interwell  
Plant McIntosh Client: Southern Company Data: McIntosh LF4 CCR

	GWA-5 (bg)	GWA-3 (bg)	GWC-12	GWC-1	GWA-2 (bg)	GWC-11	GWC-10	GWA-4A (bg)	GWC-9
4/1/2020		4.92	5.05	5	4.77		6.52		4.93
4/2/2020						6.38			
9/15/2020	5.27	4.72		4.76	4.52	6.62	6.66		
9/16/2020			4.91					4.87	4.74
3/16/2021		4.91	4.97	4.89	4.76		6.48		
3/17/2021	4.8					6.58		4.9	4.69
8/17/2021		4.82			4.62				
8/18/2021			5.01	4.89		6.54	6.32		
8/19/2021	5.23							4.86	4.89
2/22/2022	5.34	4.9			4.69				
2/23/2022			5.1	4.92		6.28	6.46	4.8	5.07
8/2/2022	5.23	4.75			4.57	6.4			
8/3/2022			4.98	4.83			6.34	4.79	5.29
8/4/2022									
2/6/2023									
2/7/2023	5.17	4.91	5.07	5.07	4.73			4.84	
2/8/2023						6.24	6.31		5.31



# Prediction Limit

Constituent: pH (S.U.) Analysis Run 3/7/2023 11:06 AM View: Appendix III - Interwell  
Plant McIntosh Client: Southern Company Data: McIntosh LF4 CCR

	GWC-17 (bg)	GWC-18 (bg)	GWA-16 (bg)	GWC-20	GWC-21	GWA-14 (bg)	GWC-19	GWA-15 (bg)	GWA-13 (bg)
4/1/2020	5.3	6.15	4.95	5.03	5.04	5.26	5.67	5.35	
4/2/2020									
9/15/2020	5.29	6.13	5.02	4.96	4.86	5.83		4.92	5.07
9/16/2020							5.43		
3/16/2021	4.83		4.68	4.78		4.76	5.45		4.47
3/17/2021		5.99			4.8			5.41	
8/17/2021			4.95			5.12			
8/18/2021									4.93
8/19/2021	5.29	6.17		4.91	4.81		5.69	4.92	
2/22/2022	5.29		4.98	5.02		5.2		5.15	4.91
2/23/2022		6.2			4.87		5.63		
8/2/2022	5.18	6.41	4.93			5.05		4.9	4.86
8/3/2022				4.98			5.62		
8/4/2022					4.83				
2/6/2023									4.75
2/7/2023		6.47	4.88			5.03		5.19	
2/8/2023	5.31			4.84	4.85		5.59		

# Prediction Limit

Constituent: pH (S.U.) Analysis Run 3/7/2023 11:06 AM View: Appendix III - Interwell  
Plant McIntosh Client: Southern Company Data: McIntosh LF4 CCR

GWC-23

6/19/2015	
6/20/2015	
12/14/2015	
12/15/2015	
4/19/2016	
4/20/2016	
4/21/2016	
6/14/2016	
6/15/2016	
6/16/2016	
8/9/2016	
8/10/2016	6.34
8/11/2016	
9/26/2016	
9/27/2016	
9/28/2016	6.29
11/14/2016	
11/15/2016	
11/16/2016	6.18
1/10/2017	
1/11/2017	
1/12/2017	
1/13/2017	
1/16/2017	
1/17/2017	5.68
2/28/2017	
3/1/2017	
3/2/2017	5.75
4/19/2017	
4/20/2017	
4/24/2017	
4/25/2017	5.65
7/13/2017	5.65
7/17/2017	
7/18/2017	
7/19/2017	
7/20/2017	
7/24/2017	
7/25/2017	5.24
10/17/2017	5.37
1/10/2018	
1/11/2018	
1/12/2018	5.35
7/11/2018	
7/12/2018	5.21 (D)
1/29/2019	
1/30/2019	5.14
3/26/2019	
3/27/2019	5.3
9/10/2019	
9/11/2019	5.24
3/31/2020	

# Prediction Limit

Constituent: pH (S.U.) Analysis Run 3/7/2023 11:06 AM View: Appendix III - Interwell  
Plant McIntosh Client: Southern Company Data: McIntosh LF4 CCR

---

	GWC-23
4/1/2020	5.23
4/2/2020	
9/15/2020	5.18
9/16/2020	
3/16/2021	
3/17/2021	4.97
8/17/2021	
8/18/2021	
8/19/2021	5.16
2/22/2022	
2/23/2022	5.11
8/2/2022	
8/3/2022	
8/4/2022	5.12
2/6/2023	
2/7/2023	
2/8/2023	5.08

# Prediction Limit

Constituent: Total Dissolved Solids (mg/L) Analysis Run 3/7/2023 11:06 AM View: Appendix III - Interwell

Plant McIntosh Client: Southern Company Data: McIntosh LF4 CCR

	GWC-18 (bg)	GWC-19	GWA-3 (bg)	GWA-2 (bg)	GWC-9	GWA-13 (bg)	GWC-12	GWC-1	GWC-17 (bg)
4/19/2016	106	34	<10	<10	49				
4/20/2016						<10	41	<10	29
4/21/2016									
6/14/2016			46	55		47			
6/15/2016					84		27	52	85
6/16/2016	150	34							
8/9/2016			18	6		10			<10
8/10/2016		32			44		6	10	
8/11/2016	78								
9/26/2016				24					
9/27/2016			30		30	16	16	30	6
9/28/2016	43	13							
11/14/2016			26						
11/15/2016		64		38	32	4 (J)	22	32	24
11/16/2016	140								
1/10/2017			18	18					
1/11/2017	64								20
1/12/2017						26	44	52	
1/13/2017					54				
1/16/2017		12							
1/17/2017									
2/28/2017			22	12		6			
3/1/2017	88	72			34		8	44	38
3/2/2017									
4/19/2017			14	14					
4/20/2017						<10	<10	20	6
4/24/2017					<10				
4/25/2017	92	62							
7/13/2017									
10/10/2017				10					
10/11/2017			30			32		54	48
10/12/2017	54	38			20		12		
12/12/2017									
12/13/2017									
1/10/2018			28	6		10			
1/11/2018							34	100	18
1/12/2018	110	81			48				
7/11/2018	16 (J)	38 (J)	12 (J)	16 (J)		28 (J)			22 (J)
7/12/2018					42 (J)		26 (J)	24 (J)	
1/29/2019		62	27	36		24			37
1/30/2019	100 (J)				42 (J)		22 (J)	55 (J)	
3/26/2019						<10			
3/27/2019	79	61	35	36	34		24	26	38
9/10/2019						21			
9/11/2019	45	49	15	28	43		28	49	31
3/31/2020						17			
4/1/2020	73	52	20	32	36		20	39	27
4/2/2020									
9/15/2020	64		<10	22		17		25	26
9/16/2020		60			<10		17		
3/16/2021		65	25	24		23	19	29	25
3/17/2021	59				40				

# Prediction Limit

Constituent: Total Dissolved Solids (mg/L) Analysis Run 3/7/2023 11:06 AM View: Appendix III - Interwell  
Plant McIntosh Client: Southern Company Data: McIntosh LF4 CCR

	GWC-18 (bg)	GWC-19	GWA-3 (bg)	GWA-2 (bg)	GWC-9	GWA-13 (bg)	GWC-12	GWC-1	GWC-17 (bg)
8/17/2021			21	48					
8/18/2021						21	20	33	
8/19/2021	71	57			37				32
2/22/2022			16	27		17			27
2/23/2022	54	41			30		16	31	
8/2/2022	39		11	12		<10			15
8/3/2022		50			42		25	33	
8/4/2022									
2/6/2023						19			
2/7/2023	90		25	32			27	34	
2/8/2023		54			44				35



# Prediction Limit

Constituent: Total Dissolved Solids (mg/L) Analysis Run 3/7/2023 11:06 AM View: Appendix III - Interwell  
 Plant McIntosh Client: Southern Company Data: McIntosh LF4 CCR

	GWA-5 (bg)	GWA-4A (bg)	GWA-16 (bg)	GWA-14 (bg)	GWC-11	GWA-15 (bg)	GWC-21	GWC-20	GWC-10
4/19/2016									
4/20/2016	<10	<10	<10	<10	32				
4/21/2016						<10	<10	28	49
6/14/2016	62	67		65					
6/15/2016			67		81	58			
6/16/2016							30	42	109
8/9/2016	6		4 (J)	24		6			
8/10/2016					64		<10	6	58
8/11/2016		<10							
9/26/2016									
9/27/2016	10	28	18	14	60	16	14	20	100
9/28/2016									
11/14/2016		48							
11/15/2016	32		26	18	72	18	58	82	94
11/16/2016									
1/10/2017		22							
1/11/2017	12		<10	6		8			
1/12/2017					84		38		110
1/13/2017								36	
1/16/2017									
1/17/2017									
2/28/2017	<10	32		14		4 (J)			
3/1/2017			6		64		32	40	110
3/2/2017									
4/19/2017									
4/20/2017	34	20	<10	<10		10			
4/24/2017					46		16		32
4/25/2017								14	
7/13/2017									
10/10/2017		24							
10/11/2017	40		24	22	88	26			
10/12/2017							12	22	74
12/12/2017									150
12/13/2017					68				
1/10/2018	48	42							
1/11/2018			6	36	10	56	20		150
1/12/2018								56	
7/11/2018	22 (J)	<5 (J)	24 (J)	20 (J)		<5 (J)	52 (J)	32 (J)	
7/12/2018					94 (J)				140 (J)
1/29/2019	34	26	26	22		23		27	
1/30/2019					89 (J)		43 (J)		160 (J)
3/26/2019	21	39	27	17		17			
3/27/2019					79		33	57	130
9/10/2019	13	36	13	16					
9/11/2019					39	15	23	45	130
3/31/2020	28	27							
4/1/2020			15	<10		21	21	26	130
4/2/2020					63				
9/15/2020	23		14	17	82	13	24	34	140
9/16/2020		21							
3/16/2021			20	17				37	130
3/17/2021	31	36			81	29	24		

# Prediction Limit

Constituent: Total Dissolved Solids (mg/L) Analysis Run 3/7/2023 11:06 AM View: Appendix III - Interwell  
Plant McIntosh Client: Southern Company Data: McIntosh LF4 CCR

	GWA-5 (bg)	GWA-4A (bg)	GWA-16 (bg)	GWA-14 (bg)	GWC-11	GWA-15 (bg)	GWC-21	GWC-20	GWC-10
8/17/2021			19	19					
8/18/2021					97				140
8/19/2021	20	26				21	32	40	
2/22/2022	21		17	16		22		33	
2/23/2022		21			70		26		130
8/2/2022	11		<10	13	35	11			
8/3/2022		20						35	130
8/4/2022							26		
2/6/2023									
2/7/2023	24	21	24	23		23			
2/8/2023					71		32	31	130

# Prediction Limit

Constituent: Total Dissolved Solids (mg/L) Analysis Run 3/7/2023 11:06 AM View: Appendix III - Interwell  
Plant McIntosh Client: Southern Company Data: McIntosh LF4 CCR

GWC-23

4/19/2016	
4/20/2016	
4/21/2016	
6/14/2016	
6/15/2016	
6/16/2016	78
8/9/2016	
8/10/2016	88
8/11/2016	
9/26/2016	
9/27/2016	
9/28/2016	35
11/14/2016	
11/15/2016	
11/16/2016	98
1/10/2017	
1/11/2017	
1/12/2017	
1/13/2017	
1/16/2017	
1/17/2017	36
2/28/2017	
3/1/2017	
3/2/2017	38
4/19/2017	
4/20/2017	
4/24/2017	
4/25/2017	28
7/13/2017	20
10/10/2017	
10/11/2017	
10/12/2017	24
12/12/2017	
12/13/2017	
1/10/2018	
1/11/2018	
1/12/2018	43
7/11/2018	
7/12/2018	40
1/29/2019	
1/30/2019	38 (J)
3/26/2019	
3/27/2019	42
9/10/2019	
9/11/2019	24
3/31/2020	
4/1/2020	25
4/2/2020	
9/15/2020	27
9/16/2020	
3/16/2021	
3/17/2021	24

# Prediction Limit

Constituent: Total Dissolved Solids (mg/L) Analysis Run 3/7/2023 11:06 AM View: Appendix III - Interwell  
Plant McIntosh Client: Southern Company Data: McIntosh LF4 CCR

---

GWC-23

8/17/2021	
8/18/2021	
8/19/2021	32
2/22/2022	
2/23/2022	23
8/2/2022	
8/3/2022	
8/4/2022	33
2/6/2023	
2/7/2023	
2/8/2023	31

## APPENDIX B


---

*Statistical Analysis Reports  
July 2023 Monitoring Event*

# GROUNDWATER STATS CONSULTING

January 31, 2024

Southern Company Services  
Attn: Ms. Lauren Hartley  
241 Ralph McGill Blvd NE, Bin 10160  
Atlanta, Georgia 30308



Re: Plant McIntosh Landfill #4  
Statistical Analysis – August 2023

Dear Ms. Hartley,

Groundwater Stats Consulting, formerly the statistical consulting division of Sanitas Technologies, is pleased to provide the statistical analysis of the August 2023 Semi-Annual Groundwater Detection Monitoring statistical analysis for Georgia Power Company's McIntosh Landfill #4. The analysis complies with the federal rule for the Disposal of Coal Combustion Residuals (CCR) from Electric Utilities (CCR Rule, 2015), the Georgia Environmental Protection Division (EPD) Rules for Solid Waste Management Chapter 391-3-4-.10, and follows the United States Environmental Protection Agency (USEPA) Unified Guidance (2009).

Sampling began for the CCR program in 2016, and for the Georgia EPD's Solid Waste Permit as early as 2006 for some wells. At least 8 background samples have been collected at each of the groundwater monitoring wells. Semi-annual sampling for select constituents has been performed for several years in accordance with the Georgia Department of Natural Resources, Environmental Protection Division groundwater monitoring regulations; and all available data are evaluated in this report.

The monitoring well network, as provided by Southern Company Services, consists of the following:

- **Upgradient:** GWA-2, GWA-3, GWA-4A, GWA-5, GWA-13, GWA-14, GWA-15, GWA-16, GWC-17, and GWC-18

- **Downgradient:** GWC-1, GWC-9, GWC-10, GWC-11, GWC-12, GWC-19, GWC-20, GWC-21, and GWC-23

Data were sent electronically to Groundwater Stats Consulting, and the statistical analysis was reviewed by Andrew Collins, Project Manager of Groundwater Stats Consulting. The analysis is prepared according to the recommended statistical methodology prepared in the Fall 2017 by Dr. Kirk Cameron, PhD Statistician with MacStat Consulting, primary author of the USEPA Unified Guidance.

The following constituents were evaluated:

- **CCR Appendix III** - boron, calcium, chloride, fluoride, pH, sulfate, and TDS
- **Georgia EPD Appendix I** - antimony, arsenic, barium, beryllium, cadmium, chromium, cobalt, copper, lead, mercury, nickel, selenium, silver, thallium, vanadium, and zinc

Note that when there are no detections present in downgradient wells for a given constituent, statistical analyses are not required. A list of Appendix I well/constituent pairs with 100% non-detects follows this letter. Since mercury was not required by the previous permit, time series and box plots are provided, but no statistical analyses were required for this constituent.

Due to varying detection limits in background data sets, generally due to improved laboratory practices, a substitution of the most recent reporting limit is used for all non-detects. Note that for calculation of intrawell prediction limits, substitution of the most recent reporting limit is performed separately for each well/parameter pair which can result in a different reporting limit for individual wells. This substitution method generally gives the most conservative limit in each case.

Time series plots for CCR Appendix III and Georgia EPD Appendix I parameters at all wells are provided for the purpose of screening data at these wells (Figure A). Additionally, a separate section of box plots is included for all constituents at upgradient and downgradient wells (Figure B). The time series plots are used to initially screen for suspected outliers and trends, while the box plots provide visual representation of variation within individual wells and between all wells. Values in background which have been flagged as outliers may be seen in a lighter font and as a disconnected symbol on the graphs.

Data at all wells were evaluated during the background screening in 2019 for the following: 1) outliers; 2) trends; 3) most appropriate statistical method based on site

characteristics of groundwater data upgradient of the facility; and 4) eligibility of downgradient wells when intrawell statistical methods are recommended. Power curves were provided during the screening to demonstrate that the selected statistical methods for the parameters listed above comply with the USEPA Unified Guidance and the Georgia Environmental Protection Division Rules for Solid Waste Management Chapter 391-3-4-.10. The EPA suggests the selected statistical method should provide at least 55% power at 3 standard deviations or at least 80% power at 4 standard deviations. Power curves were based on the following:

**Georgia EPD Appendix I Constituents:**

- Semi-Annual Sampling
- Intrawell Prediction Limits with 1-of-2 resample plan (all Georgia EPD parameters)
- # Constituents: 15 (Mercury not included)
- # Downgradient wells: 9

**CCR Appendix III Constituents:**

- Semi-Annual Sampling
- Intrawell Prediction Limits with 1-of-2 resample plan – (sulfate)
- Interwell Prediction Limits with 1-of-2 resample plan – (boron, calcium, chloride, fluoride, pH, and TDS)
- # Constituents: 7
- # Downgradient wells: 9

Parametric prediction limits are utilized when the screened historical data follow a normal or transformed-normal distribution. When data cannot be normalized or the majority of data are non-detects, a nonparametric test is utilized. While the false positive rate associated with the parametric limits is based on an annual 10% (5% for each semi-annual sample event) as recommended by the EPA Unified Guidance (2009), the false positive rate associated with the nonparametric limits is dependent upon the available background sample size, number of future comparisons, and verification resample plan. The distribution of data is tested using the Shapiro-Wilk/Shapiro-Francia test for normality. After testing for normality and performing any adjustments as discussed below (US EPA, 2009), data are analyzed using either parametric or non-parametric prediction limits. Non-detects are handled as follows:

- No statistical analyses are required on wells and analytes containing 100% non-detects (USEPA Unified Guidance, 2009, Chapter 6).



- When data contain <15% non-detects, simple substitution of one-half the reporting limit is utilized in the statistical analysis. The reporting limit utilized for non-detects is the most recent practical quantification limit (PQL) as reported by the laboratory.
- When data contain between 15-50% non-detects, the Kaplan-Meier non-detect adjustment is applied to the background data for parametric prediction limits. This technique adjusts the mean and standard deviation of the historical concentrations to account for concentrations below the reporting limit.
- Nonparametric prediction limits are used on data containing greater than 50% non-detects.

Natural systems continuously evolve due to physical changes made to the environment. Examples include capping a landfill, paving areas near a well, or lining a drainage channel to prevent erosion. Periodic updating of background statistical limits is necessary to accommodate these types of changes. In the interwell case, prediction limits are updated with upgradient well data during each event after careful screening for any new outliers. In the intrawell case, data for all wells and constituents may re-evaluated when a minimum of 4 new data points are available to determine whether earlier concentrations are representative of present-day groundwater quality. In some cases, an earlier portion of data is deselected prior to construction of limits to provide sensitive limits that will rapidly detect changes in groundwater quality. Even though the data are excluded from the calculation, the values will continue to be reported and shown in tables and graphs.

### Two-Step Statistical Analysis

Intrawell statistical methods, combined with a 1-of-2 resample plan, may be used as a conservative first step for identifying potential facility impacts in downgradient wells. Intrawell methods use background data for individual wells and may be overly sensitive to natural variation. In particular for nonparametric limits with small background sample sizes, the probability of a false positive is much higher than the desired annual sitewide rate of 10%. Therefore, a large number of exceedances may occur as a result of natural variation rather than facility impacts. A second step can be used to further evaluate those exceedances and reduce the overall number of statistically significant increases (SSIs) that result from natural variation. In instances where intrawell statistical methods identify an apparent SSI, a second step of interwell statistical evaluation may be used to determine whether the measurement exceeds the sitewide background limit based on pooled upgradient well data. This is similar in concept to the procedure used in compliance monitoring programs where an interwell statistical limit is used to determine “background” (USEPA Unified Guidance (2009), Chapter 7, Section 7.5). For the detection

monitoring program, if the result does not exceed sitewide (interwell) background, an SSI is not declared.

When the result exceeds the sitewide (interwell) background, the 1-of-2 resample plan allows for collection of an independent resample to confirm or disconfirm the initial finding. A statistically significant increase is not declared unless the resample also exceeds the intrawell prediction limit (United States Environmental Protection Agency (USEPA) Unified Guidance, March 2009, Chapter 19). When the resamples confirm the initial exceedance, further research would be required to identify the cause of the exceedance (i.e., impact from the site, natural variation, or an off-site source). When any resample falls within the statistical limit, the initial exceedance is considered to be a false positive result, and no further action is necessary. In cases where intrawell and interwell exceedances are noted and no resamples are collected, the initial exceedance will be considered a confirmed statistically significant increase (SSI).

Trend tests, in addition to interwell prediction limits, are recommended for well/constituent pairs found to have an initial intrawell SSI. Trend analysis will provide for detection of long-term changes and potential facility impacts at a given well in cases where the concentrations at that well remain below the sitewide upgradient limits. Thus, the two-step approach has additional capability to detect long-term changes at downgradient wells compared to interwell methods alone. While a trend may be identified by visual inspection, a quantification of the trend and its significance is needed to identify whether concentrations are statistically significantly increasing, decreasing, or remaining stable over time. The absence of a statistically significant increasing trend indicates that an initial intrawell exceedance is short-term and may be the result of natural variation rather than a facility impact to groundwater. If a facility impact has occurred, it will likely result in additional exceedances in future sampling events. When a statistically significant increasing trend is noted, additional data may be needed to provide reasonable evidence that the initial intrawell statistical exceedance is a result of natural variation rather than facility impact.

## **Background Screening Summary – Georgia EPD Appendix I Constituents – Conducted in August 2019**

### Outlier Analysis

Time series plots were used to identify suspected outliers, or extreme values that would result in limits that are not representative of the current background data population. Suspected outliers at all wells and parameters are formally tested using Tukey's box plot

method and, when identified, flagged in the computer database with "o" and deselected prior to construction of statistical limits.

Using the Tukey box plot method, several outliers were identified. When the most recent values are identified as outliers, values are often not flagged in the database at that time (except in cases where they would cause background limits to be elevated) as they may represent a possible trend. If future values do not remain at similar concentrations, these values may be flagged as outliers and deselected. Several low values exist in the data sets and appear on the graphs as possible low outliers relative to the laboratory's Practical Quantitation Limit. However, these values are observed trace values (i.e., measurements reported by the laboratory between the Method Detection Limit and the Practical Quantitation Limit) and, therefore, were not flagged as outliers. Due to changing reporting limits for many constituents, when the non-detects are replaced with the most recent reporting limit, previously flagged "J" values (or estimated values) may require flagging as outliers if they are much higher than current reporting limits. This was not required during the 2019 screening.

Of the outliers identified by Tukey's method, several values were flagged in the database. The remaining values were similar to other measurements within a given well, neighboring wells, or were reported non-detects. Several other values were flagged in addition to those identified by Tukey's because the values were higher than all remaining concentrations and would cause the statistical limits to be elevated. All flagged values were re-evaluated during the June 2020 analysis. An additional value of cobalt was flagged in well GWC-21. Values for several constituents were unflagged when they were only slightly higher than other detected values and appeared to represent spatial variation. The resulting prediction limits will still be conservative, yet less prone to false positives.

Additionally, when any values are flagged in the database as outliers, they are plotted in a disconnected and lighter symbol on the time series graph. The accompanying data pages display the flagged value in a lighter font as well. A substitution of the most recent reporting limit is applied when varying detection limits exist in the data.

### Seasonality

No obvious seasonal patterns were observed on the time series plots for any of the detected data; therefore, no deseasonalizing adjustments were made to the data. When seasonal patterns are observed, data may be deseasonalized so that the resulting limits will correctly account for the seasonality as a predictable pattern rather than random variation or a release.

## Trend Tests

While trends may be identified by visual inspection, a quantification of the trend and its significance is needed. The Sen's Slope/Mann Kendall trend test, which tests for statistically significant increasing or decreasing trends, was used to evaluate data at all upgradient wells and downgradient wells with detections.

In the absence of suspected contamination, significant trending data are typically not included as part of the background data used for construction of prediction limits. This step serves to eliminate the trend and reduce variation in background. When statistically significant decreasing trends are present, all available data are evaluated to determine whether earlier concentration levels are significantly different from current reported concentrations and are deselected as necessary. A few statistically significant increasing trends were noted for barium in wells GWA-2, GWC-1, and GWA-5 (formerly GWB-5) and adjustments were made to eliminate the trend. The trend test results were included with the screening report, and a summary report of special cases of date ranges used in construction of the statistical limits follows this report.

## Determination of Spatial Variation

The Analysis of Variance (ANOVA) was used to statistically evaluate differences in average concentrations among upgradient wells for constituents detected in downgradient wells. The ANOVA assists in identifying the most appropriate statistical approach. Interwell tests, which compare downgradient well data to statistical limits constructed from pooled upgradient well data, are appropriate when average concentrations are similar across upgradient wells. Intrawell tests, which compare compliance data from a single well to screened historical data within the same well, are appropriate when upgradient wells exhibit spatial variation; when statistical limits constructed from upgradient wells are not representative of the current background data population; and when downgradient water quality is unimpacted compared to upgradient water quality for the same parameter.

The ANOVA identified significant differences among upgradient well data for: arsenic, barium, beryllium, cadmium, calcium, chromium, cobalt, copper, nickel, and thallium. No significant differences were noted for antimony, lead, selenium, vanadium, and zinc. The ANOVA could not test silver as there was no variation in the measurements among the upgradient wells.

Where variation is not identified, this suggests that interwell analysis would be the most appropriate statistical method for these constituents. However, because this is a lined landfill with pre-waste data showing that metals occur in low level concentrations,

intrawell methods are recommended as the primary statistical method for all detected well/constituent pairs.

## **Summary of Background Updates**

### **Background Update Summary – CCR Appendix III – Conducted in March 2020**

Prior to updating background data, Tukey's outlier test and visual screening were used to evaluate data from all wells for intrawell parameters (sulfate) and upgradient wells for interwell parameters (boron, calcium, chloride, fluoride, pH, and TDS) through September 2019. Tukey's test noted potential outliers for all parameters except boron and fluoride, but not all of these values were flagged as most appeared to be representative of spatial variation. Only values for sulfate in upgradient well GWC-18 and downgradient well GWC-23 were flagged. As mentioned above, any flagged data are displayed in a lighter font and as a disconnected symbol on the time series reports, as well as in a lighter font on the accompanying data pages.

For constituents requiring intrawell prediction limits (only sulfate in this instance), the Mann-Whitney (Wilcoxon Rank Sum) test was used to compare the medians of historical data through April 2017 to the new compliance samples at each well through September 2019. If the medians of the two groups are not significantly different at the 99% confidence level, background data are typically updated to include the newer compliance data. Statistically significant differences were found between the two groups for the following well/constituent pairs: sulfate in downgradient wells GWC-19, GWC-20, GWC-21, and GWC-23.

Typically, when the test concludes that the medians of the two groups are significantly different, particularly in the downgradient wells, the background data are not updated to include the newer data unless it can be reasonably justified that the change in concentrations reflects a shift unrelated to practices at the site. In studies such as the current one, in which at least one of the segments being compared is of short duration, the comparison is complicated by the fact that normal short-term variation may be mistaken for long-term change in medians. The more recent sulfate concentrations in all four cases with statistically significant Mann-Whitney results tended toward more stable concentrations at slightly lower levels than before; therefore, all four cases were updated and a summary of these results was included in the March 2020 background update.

## **Appendix I and Appendix III Background Update Summary – Conducted in March 2022**

### Outlier Testing

Prior to updating prediction limits during the March 2022 analysis, Tukey's outlier test and visual screening were used to re-evaluate data through August 2021 at all wells for parameters using intrawell prediction limits (all Appendix I parameters and sulfate for Appendix III parameters) and through February 2022 at all upgradient wells for parameters utilizing interwell prediction limits (boron, calcium, chloride, fluoride, pH, and TDS). Tukey's test confirmed previously flagged values and identified potential outliers, but not all of these values were flagged as some measurements appeared to be representative of spatial variation. Among the identified values, the highest values for chloride in upgradient well GWA-5, cobalt in downgradient well GWC-12, vanadium in wells GWC-10 and GWC-11, and zinc in upgradient well GWC-18. Although not identified by Tukey's test, high values for vanadium in downgradient wells GWC-9 and GWC-12 were flagged as outliers. This step results in conservative (i.e., lower) limits from a regulatory perspective. Any flagged data are displayed in a lighter font and as a disconnected symbol on the time series reports, as well as in a lighter font on the accompanying data pages. A summary of flagged outliers follows this letter (Figure C).

### Mann Whitney Testing - Intrawell

For constituents requiring intrawell prediction limits (All Appendix I parameters and sulfate for Appendix III parameters), the Mann-Whitney (Wilcoxon Rank Sum) test was used to compare the medians of historical data through July 2018 for Appendix I constituents and through September 2019 for Appendix III constituents to the medians of the new compliance samples at each well through August 2021. Previously truncated data sets discussed above were also compared to the most recent set of measurements through August 2021. If the medians of the two groups are not significantly different at the 99% confidence level, background data are typically updated to include the newer compliance data.

Several statistically significant differences were found between the two groups for the Appendix I and III constituents. Typically, when the test concludes that the medians of the two groups are significantly different, particularly in the downgradient wells, the background data are not updated to include the newer data unless it can be reasonably justified that the change in concentrations reflects a shift unrelated to practices at the site. In studies in which at least one of the segments being compared is of short duration, the

comparison is complicated by the fact that normal short-term variation may be mistaken for long-term change in medians.

In most cases with significant differences for Appendix I parameters, either the current reported measurements were similar to those reported historically, or the magnitudes of the differences in medians were low relative to average concentrations, including the increases in medians for vanadium in downgradient well GWC-10 and thallium in upgradient well GWC-18. For vanadium in GWC-10, the compliance values are within historical concentrations at this well; and for thallium in upgradient well GWC-18, the increase in median value is influenced by historical trace values and the compliance values are not above the reporting limit. The records for these well/constituent pairs were updated through August 2021.

Exceptions include the decreases in medians for barium in upgradient well GWC-18 and downgradient wells GWC-19, GWC-20, and GWC-23 and for cobalt in downgradient well GWC-20. For these well/constituent pairs, earlier portions of the records were truncated for the construction of prediction limits in order represent present-day groundwater quality.

Regarding Appendix III parameters that are tested using intrawell prediction limits (sulfate), no statistically significant increases in medians were identified; however, statistically significant decreases in medians were identified for sulfate in downgradient well GWC-23 and upgradient well GWC-18. The records for these well/constituent pairs were updated because the lower concentrations for downgradient well GWC-23 resulted in construction of a more conservative (i.e., lower) statistical limit while the lower concentrations for GWC-18 are upgradient of the facility and resulted in a marginal increase in statistical limits. For upgradient well GWA-14 and downgradient wells GWC-17 and GWC-20, earlier portions of the records were truncated for similar reasons as Appendix I parameters stated above.

All other records were updated through August 2021. The results of the Mann-Whitney test were submitted with the report. A summary of special cases with background data sets utilizing a truncated portion of their record follows this letter.

#### Interwell – Trend Test Evaluation

For parameters which are tested using interwell prediction limits, the Sen's Slope/Mann-Kendall trend test was used to test data in upgradient wells to determine whether concentrations are statistically increasing, decreasing or stable. Statistically significant trends were identified for the following well/constituent pairs:



Increasing

- None

Decreasing

- Calcium: GWA-4A, and GWC-18
- Chloride: GWA-3
- pH: GWA-5, GWA-14, GWA-16, and GWC-18

Although decreasing trends were identified for calcium, chloride, and pH in among upgradient wells, the magnitude of the decrease is marginal relative to the concentrations; therefore, no adjustments were made at this time. As more data are collected, all upgradient well data will be re-evaluated for possible deselection of earlier portions of the records if the measurements no longer represent present-day groundwater quality conditions.

### **Statistical Analysis of Georgia EPD Appendix I Constituents – August 2023**

Intrawell limits constructed from carefully screened background data from within each well serve to provide statistical limits that are representative of the background data population, and that will rapidly identify a change in more recent compliance data from within a given well. The most recent sample from the same well is compared to its respective background. This statistical method removes the element of variation from across wells and eliminates the chance of mistaking spatial variation for a release from the facility.

In cases where downgradient average concentrations are higher than observed upgradient concentrations for a given constituent where intrawell analyses are recommended, the current assumption is that this is due to spatial variation rather than a result of practices at the landfill. Validation of this assumption requires a separate analysis or investigation that is beyond the scope of this data screening study. However, for this site, the pre-waste data support the assumption of spatial variation rather than impacts of the landfill.

#### Intrawell Prediction Limits

Intrawell prediction limits, combined with a 1-of-2 resample plan, were constructed using all available data, except for the cases mentioned above, through August 2021 within each well with detections. (Figure D). Compliance data are compared to these intrawell background limits during each subsequent semi-annual sampling event. Note that prediction limits for vanadium at well GWC-19 slightly decreased as a result of the most recent reporting limit increasing from 0.001 mg/L to 0.002 mg/L. No



significant changes occurred as a result of the reporting limit increase. As mentioned above, no statistical analyses were included for well/constituent pairs with 100% non-detects.

For some well/constituent pairs containing <15% non-detects such as cobalt at upgradient wells GWA-13 and GWA-15, parametric prediction limits slightly changed compared to those established during the background update. An update was made to the Sanitas™ statistical software in October 2022 that determines the percentage of non-detects within a given background record rather than all records evaluated for a given constituent. Simple substitution of ½ the reporting limit is applied when the percentage of non-detects is <15% in accordance with the USEPA EPA Unified Guidance (2009). No significant changes resulted from this implementation.

In the event of an initial exceedance of compliance well data, the 1-of-2 resample plan allows for collection of two additional samples to determine whether the initial exceedance is confirmed. When the resample confirms the initial exceedance, a statistically significant increase (SSI) is identified, and further research would be required to identify the cause of the exceedance (i.e., impact from the site, natural variation, or an off-site source). If any resample falls within the statistical limit, the initial exceedance is considered to be a false positive result, and no further action is necessary. A summary of prediction limits follows this report. No exceedances were identified for any of the well/constituent pairs.

### Two-Step Approach

Following the Two-Step analysis procedure, interwell prediction limits would be constructed using pooled upgradient well data for well/constituent pairs with intrawell prediction limit exceedances in downgradient wells. Since no exceedances were found downgradient of the facility, no further action is necessary.

### Trend Tests

When prediction limit exceedances occur in any of the downgradient wells, data are further evaluated using the Sen's Slope/Mann Kendall trend test to determine whether concentrations are statistically increasing, decreasing, or stable at the 99% confidence level. Upgradient wells are included in the trend analyses to identify whether similar patterns exist upgradient of the site which is an indication of variability in groundwater unrelated to practices at the site. Since no exceedances were found downgradient of the facility, no further action is necessary.

## **Statistical Analysis of CCR Appendix III Parameters – August 2023**

### Intrawell Prediction Limits

For sulfate, intrawell prediction limits, combined with a 1-of-2 resample plan, were constructed using all historical data through August 2021 (Figure E). As mentioned above, intrawell limits constructed from carefully screened background data from within each well serve to provide statistical limits that are representative of the background data population, and that will rapidly identify a change in more recent compliance data from within a given well. The August 2023 samples are compared to these intrawell background limits during this sample event. No exceedances were identified for any of the well/constituent pairs.

### Two-Step Approach

The Two-Step approach as discussed earlier consists of constructing interwell prediction limits using pooled upgradient well data to further evaluate the apparent intrawell prediction limit exceedances. This step was not necessary as no apparent intrawell prediction limit exceedances were identified.

### Interwell Prediction Limits

For boron, calcium, chloride, fluoride, pH, and TDS, interwell prediction limits, combined with a 1-of-2 resample plan, were constructed using all historical upgradient well data through August 2023 (Figure F). Interwell prediction limits pool upgradient well data to establish a background limit for an individual constituent. The August 2023 sample from each downgradient well is compared to the background limit to determine whether initial exceedances are present.

In the event of an initial exceedance of compliance well data, the 1-of-2 resample plan allows for collection of one additional sample to determine whether the initial exceedance is confirmed. If the resample falls within the statistical limit, the initial exceedance is considered to be a false positive result; therefore, no exceedance is noted, and no further action is necessary. If no resample is collected, the original result is considered a confirmed exceedance. No exceedances were identified for any of the well/constituent pairs.

### Trend Tests

When prediction limit exceedances occur in any of the downgradient wells, data are further evaluated using the Sen's Slope/Mann Kendall trend test to determine whether

concentrations are statistically increasing, decreasing, or stable at the 99% confidence level. Upgradient wells are included in the trend analyses to identify whether similar patterns exist upgradient of the site which is an indication of variability in groundwater unrelated to practices at the site. This step was not necessary as no exceedances were identified.

## **Summary**

### Georgia EPD Appendix I

Based on the results of the Appendix I intrawell prediction limits, no statistically significant increases were identified in any of the downgradient wells.

The two-step approach was not necessary for this analysis as no exceedances were found downgradient of the facility.

### CCR Appendix III

Based on the results of the Appendix III constituents requiring intrawell prediction limits for sulfate and interwell prediction limits for boron, calcium, chloride, fluoride, pH, and TDS, no prediction limits exceedances were identified.

Thank you for the opportunity to assist you in the statistical analysis of groundwater quality for Plant McIntosh's Landfill #4. If you have any questions or comments, please feel free to contact us.

For Groundwater Stats Consulting,



Abdul Diane  
Groundwater Analyst



Andrew T. Collins  
Project Manager

# 100% Non-Detects: Appendix I

Analysis Run 9/14/2023 8:04 AM View: Appendix I  
Plant McIntosh Client: Southern Company Data: McIntosh LF4 CCR

---

Antimony (mg/L)

GWA-15, GWA-16, GWA-4A, GWA-5, GWC-10, GWC-11, GWC-12, GWC-17, GWC-19, GWC-20, GWC-21, GWC-23, GWC-9

Arsenic (mg/L)

GWA-2

Cadmium (mg/L)

GWA-15, GWA-2, GWA-3, GWA-5, GWC-10, GWC-11, GWC-12

Copper (mg/L)

GWC-10

Lead (mg/L)

GWA-15, GWC-1, GWC-10, GWC-12, GWC-17, GWC-19, GWC-9

Selenium (mg/L)

GWA-14, GWC-12, GWC-17, GWC-23

Silver (mg/L)

GWA-13, GWA-14, GWA-15, GWA-16, GWA-2, GWA-3, GWA-4A, GWA-5, GWC-1, GWC-10, GWC-12, GWC-17, GWC-18, GWC-19, GWC-20, GWC-21, GWC-23, GWC-9

Thallium (mg/L)

GWA-15, GWC-1

# Date Ranges

Date: 9/13/2023 3:40 PM

Plant McIntosh Client: Southern Company Data: McIntosh LF4 CCR

---

**Barium (mg/L)**

- GWA-2 background:1/16/2015-8/17/2021
- GWA-5 background:1/19/2013-8/19/2021
- GWC-1 background:1/20/2013-8/18/2021
- GWC-18 background:8/11/2016-8/19/2021
- GWC-19 background:4/19/2016-8/19/2021
- GWC-20 background:6/16/2016-8/19/2021
- GWC-23 background:7/13/2017-8/19/2021

**Cobalt (mg/L)**

- GWC-20 background:6/16/2016-8/19/2021

**Sulfate (mg/L)**

- GWA-14 background:8/9/2016-8/17/2021
- GWC-17 background:6/15/2016-8/19/2021
- GWC-20 background:8/10/2016-8/19/2021

# Appendix I Intrawell Prediction Limits - All Results (No Significant)

Plant McIntosh Client: Southern Company Data: McIntosh LF4 CCR Printed 9/14/2023, 8:25 AM

Constituent	Well	Upper Lim.	Lower Lim.	Date	Observ.	Sig.	Bg N	Bg Mean	Std. Dev.	%NDs	ND Adj.	Transform	Alpha	Method
Antimony (mg/L)	GWA-13	0.002	n/a	8/1/2023	0.002ND	No	23	n/a	n/a	95.65	n/a	n/a	0.003415	NP Intra (NDs) 1 of 2
Antimony (mg/L)	GWA-14	0.002	n/a	8/2/2023	0.002ND	No	23	n/a	n/a	95.65	n/a	n/a	0.003415	NP Intra (NDs) 1 of 2
Antimony (mg/L)	GWA-2	0.002	n/a	8/1/2023	0.002ND	No	44	n/a	n/a	97.73	n/a	n/a	0.0009963	NP Intra (NDs) 1 of 2
Antimony (mg/L)	GWA-3	0.0022	n/a	8/2/2023	0.002ND	No	44	n/a	n/a	95.45	n/a	n/a	0.0009963	NP Intra (NDs) 1 of 2
Antimony (mg/L)	GWC-1	0.002	n/a	8/2/2023	0.002ND	No	44	n/a	n/a	100	n/a	n/a	0.0009963	NP Intra (NDs) 1 of 2
Antimony (mg/L)	GWC-18	0.002	n/a	8/2/2023	0.002ND	No	23	n/a	n/a	95.65	n/a	n/a	0.003415	NP Intra (NDs) 1 of 2
Arsenic (mg/L)	GWA-13	0.001	n/a	8/1/2023	0.001ND	No	23	n/a	n/a	95.65	n/a	n/a	0.003415	NP Intra (NDs) 1 of 2
Arsenic (mg/L)	GWA-14	0.001	n/a	8/2/2023	0.001ND	No	23	n/a	n/a	95.65	n/a	n/a	0.003415	NP Intra (NDs) 1 of 2
Arsenic (mg/L)	GWA-15	0.001	n/a	8/1/2023	0.001ND	No	23	n/a	n/a	86.96	n/a	n/a	0.003415	NP Intra (NDs) 1 of 2
Arsenic (mg/L)	GWA-16	0.001	n/a	8/1/2023	0.001ND	No	23	n/a	n/a	95.65	n/a	n/a	0.003415	NP Intra (NDs) 1 of 2
Arsenic (mg/L)	GWA-3	0.0011	n/a	8/2/2023	0.001ND	No	43	n/a	n/a	93.02	n/a	n/a	0.001037	NP Intra (NDs) 1 of 2
Arsenic (mg/L)	GWA-4A	0.0027	n/a	8/1/2023	0.001ND	No	44	n/a	n/a	75	n/a	n/a	0.0009963	NP Intra (NDs) 1 of 2
Arsenic (mg/L)	GWA-5	0.0027	n/a	8/1/2023	0.001ND	No	46	n/a	n/a	93.48	n/a	n/a	0.0009151	NP Intra (NDs) 1 of 2
Arsenic (mg/L)	GWC-1	0.001	n/a	8/2/2023	0.001ND	No	44	n/a	n/a	97.73	n/a	n/a	0.0009963	NP Intra (NDs) 1 of 2
Arsenic (mg/L)	GWC-10	0.0013	n/a	8/2/2023	0.001ND	No	44	n/a	n/a	79.55	n/a	n/a	0.0009963	NP Intra (NDs) 1 of 2
Arsenic (mg/L)	GWC-11	0.005	n/a	8/2/2023	0.0014	No	44	n/a	n/a	59.09	n/a	n/a	0.0009963	NP Intra (NDs) 1 of 2
Arsenic (mg/L)	GWC-12	0.0011	n/a	8/2/2023	0.001ND	No	44	n/a	n/a	90.91	n/a	n/a	0.0009963	NP Intra (NDs) 1 of 2
Arsenic (mg/L)	GWC-17	0.001	n/a	8/2/2023	0.001ND	No	23	n/a	n/a	82.61	n/a	n/a	0.003415	NP Intra (NDs) 1 of 2
Arsenic (mg/L)	GWC-18	0.001599	n/a	8/2/2023	0.001	No	23	0.0008505	0.0003091	26.09	Kaplan-Meier	No	0.0003901	Param Intra 1 of 2
Arsenic (mg/L)	GWC-19	0.001	n/a	8/2/2023	0.001ND	No	23	n/a	n/a	86.96	n/a	n/a	0.003415	NP Intra (NDs) 1 of 2
Arsenic (mg/L)	GWC-20	0.001	n/a	8/2/2023	0.001ND	No	23	n/a	n/a	86.96	n/a	n/a	0.003415	NP Intra (NDs) 1 of 2
Arsenic (mg/L)	GWC-21	0.0022	n/a	8/3/2023	0.001ND	No	23	n/a	n/a	73.91	n/a	n/a	0.003415	NP Intra (NDs) 1 of 2
Arsenic (mg/L)	GWC-23	0.0021	n/a	8/3/2023	0.001ND	No	18	n/a	n/a	55.56	n/a	n/a	0.005373	NP Intra (NDs) 1 of 2
Arsenic (mg/L)	GWC-9	0.001	n/a	8/2/2023	0.001ND	No	44	n/a	n/a	93.18	n/a	n/a	0.0009963	NP Intra (NDs) 1 of 2
Barium (mg/L)	GWA-13	0.03	n/a	8/1/2023	0.019	No	23	n/a	n/a	0	n/a	n/a	0.003415	NP Intra (normality) 1 of 2
Barium (mg/L)	GWA-14	0.018	n/a	8/2/2023	0.014	No	23	n/a	n/a	0	n/a	n/a	0.003415	NP Intra (normality) 1 of 2
Barium (mg/L)	GWA-15	0.0298	n/a	8/1/2023	0.024	No	23	0.02488	0.002035	0	None	No	0.0003901	Param Intra 1 of 2
Barium (mg/L)	GWA-16	0.039	n/a	8/1/2023	0.031	No	23	n/a	n/a	0	n/a	n/a	0.003415	NP Intra (normality) 1 of 2
Barium (mg/L)	GWA-2	0.03951	n/a	8/1/2023	0.037	No	21	0.001061	0.000203	0	None	x^2	0.0003901	Param Intra 1 of 2
Barium (mg/L)	GWA-3	0.02824	n/a	8/2/2023	0.015	No	41	0.1253	0.01911	0	None	sqrt(x)	0.0003901	Param Intra 1 of 2
Barium (mg/L)	GWA-4A	0.03912	n/a	8/1/2023	0.016	No	44	0.02332	0.007101	0	None	No	0.0003901	Param Intra 1 of 2
Barium (mg/L)	GWA-5	0.07111	n/a	8/1/2023	0.041	No	26	0.04259	0.01205	0	None	No	0.0003901	Param Intra 1 of 2
Barium (mg/L)	GWC-1	0.05868	n/a	8/2/2023	0.03	No	26	0.04082	0.007541	0	None	No	0.0003901	Param Intra 1 of 2
Barium (mg/L)	GWC-10	0.04584	n/a	8/2/2023	0.016	No	44	-3.805	0.3247	0	None	ln(x)	0.0003901	Param Intra 1 of 2
Barium (mg/L)	GWC-11	0.026	n/a	8/2/2023	0.01	No	43	n/a	n/a	0	n/a	n/a	0.001037	NP Intra (normality) 1 of 2
Barium (mg/L)	GWC-12	0.016	n/a	8/2/2023	0.014	No	44	n/a	n/a	0	n/a	n/a	0.0009963	NP Intra (normality) 1 of 2
Barium (mg/L)	GWC-17	0.021	n/a	8/2/2023	0.017	No	23	n/a	n/a	0	n/a	n/a	0.003415	NP Intra (normality) 1 of 2
Barium (mg/L)	GWC-18	0.02733	n/a	8/2/2023	0.012	No	16	0.01725	0.003856	0	None	No	0.0003901	Param Intra 1 of 2
Barium (mg/L)	GWC-19	0.02234	n/a	8/2/2023	0.0092J	No	18	0.0143	0.003157	0	None	No	0.0003901	Param Intra 1 of 2
Barium (mg/L)	GWC-20	0.02816	n/a	8/2/2023	0.015	No	17	0.02041	0.003001	0	None	No	0.0003901	Param Intra 1 of 2
Barium (mg/L)	GWC-21	0.02892	n/a	8/3/2023	0.018	No	23	0.1356	0.01422	0	None	sqrt(x)	0.0003901	Param Intra 1 of 2
Barium (mg/L)	GWC-23	0.05222	n/a	8/3/2023	0.012	No	11	0.02973	0.007511	0	None	No	0.0003901	Param Intra 1 of 2
Barium (mg/L)	GWC-9	0.03659	n/a	8/2/2023	0.021	No	44	0.02483	0.005288	0	None	No	0.0003901	Param Intra 1 of 2
Beryllium (mg/L)	GWA-13	0.0025	n/a	8/1/2023	0.0025ND	No	22	n/a	n/a	86.36	n/a	n/a	0.003707	NP Intra (NDs) 1 of 2
Beryllium (mg/L)	GWA-14	0.0025	n/a	8/2/2023	0.0025ND	No	23	n/a	n/a	91.3	n/a	n/a	0.003415	NP Intra (NDs) 1 of 2
Beryllium (mg/L)	GWA-15	0.0025	n/a	8/1/2023	0.0025ND	No	23	n/a	n/a	95.65	n/a	n/a	0.003415	NP Intra (NDs) 1 of 2
Beryllium (mg/L)	GWA-16	0.0025	n/a	8/1/2023	0.0025ND	No	23	n/a	n/a	91.3	n/a	n/a	0.003415	NP Intra (NDs) 1 of 2
Beryllium (mg/L)	GWA-2	0.0025	n/a	8/1/2023	0.0025ND	No	44	n/a	n/a	86.36	n/a	n/a	0.0009963	NP Intra (NDs) 1 of 2
Beryllium (mg/L)	GWA-3	0.0025	n/a	8/2/2023	0.0025ND	No	44	n/a	n/a	95.45	n/a	n/a	0.0009963	NP Intra (NDs) 1 of 2
Beryllium (mg/L)	GWA-4A	0.0025	n/a	8/1/2023	0.0025ND	No	44	n/a	n/a	90.91	n/a	n/a	0.0009963	NP Intra (NDs) 1 of 2
Beryllium (mg/L)	GWA-5	0.0025	n/a	8/1/2023	0.0025ND	No	46	n/a	n/a	93.48	n/a	n/a	0.0009151	NP Intra (NDs) 1 of 2
Beryllium (mg/L)	GWC-1	0.0025	n/a	8/2/2023	0.0025ND	No	44	n/a	n/a	79.55	n/a	n/a	0.0009963	NP Intra (NDs) 1 of 2
Beryllium (mg/L)	GWC-10	0.0025	n/a	8/2/2023	0.0025ND	No	44	n/a	n/a	93.18	n/a	n/a	0.0009963	NP Intra (NDs) 1 of 2
Beryllium (mg/L)	GWC-11	0.0025	n/a	8/2/2023	0.0025ND	No	44	n/a	n/a	95.45	n/a	n/a	0.0009963	NP Intra (NDs) 1 of 2
Beryllium (mg/L)	GWC-12	0.0025	n/a	8/2/2023	0.0025ND	No	44	n/a	n/a	81.82	n/a	n/a	0.0009963	NP Intra (NDs) 1 of 2
Beryllium (mg/L)	GWC-17	0.001	n/a	8/2/2023	0.00057J	No	22	n/a	n/a	0	n/a	n/a	0.003707	NP Intra (normality) 1 of 2
Beryllium (mg/L)	GWC-18	0.0025	n/a	8/2/2023	0.0025ND	No	23	n/a	n/a	95.65	n/a	n/a	0.003415	NP Intra (NDs) 1 of 2
Beryllium (mg/L)	GWC-19	0.0025	n/a	8/2/2023	0.0002J	No	23	n/a	n/a	56.52	n/a	n/a	0.003415	NP Intra (NDs) 1 of 2
Beryllium (mg/L)	GWC-20	0.0025	n/a	8/2/2023	0.0025ND	No	23	n/a	n/a	56.52	n/a	n/a	0.003415	NP Intra (NDs) 1 of 2
Beryllium (mg/L)	GWC-21	0.0025	n/a	8/3/2023	0.0025ND	No	23	n/a	n/a	91.3	n/a	n/a	0.003415	NP Intra (NDs) 1 of 2
Beryllium (mg/L)	GWC-23	0.0025	n/a	8/3/2023	0.0025ND	No	18	n/a	n/a	88.89	n/a	n/a	0.005373	NP Intra (NDs) 1 of 2
Beryllium (mg/L)	GWC-9	0.0025	n/a	8/2/2023	0.0025ND	No	44	n/a	n/a	90.91	n/a	n/a	0.0009963	NP Intra (NDs) 1 of 2
Cadmium (mg/L)	GWA-13	0.0025	n/a	8/1/2023	0.0025ND	No	23	n/a	n/a	91.3	n/a	n/a	0.003415	NP Intra (NDs) 1 of 2
Cadmium (mg/L)	GWA-14	0.0025	n/a	8/2/2023	0.0025ND	No	23	n/a	n/a	91.3	n/a	n/a	0.003415	NP Intra (NDs) 1 of 2
Cadmium (mg/L)	GWA-16	0.0025	n/a	8/1/2023	0.0025ND	No	23	n/a	n/a	95.65	n/a	n/a	0.003415	NP Intra (NDs) 1 of 2
Cadmium (mg/L)	GWA-4A	0.0025	n/a	8/1/2023	0.0025ND	No	44	n/a	n/a	93.18	n/a	n/a	0.0009963	NP Intra (NDs) 1 of 2
Cadmium (mg/L)	GWC-1	0.0025	n/a	8/2/2023	0.0025ND	No	44	n/a	n/a	100	n/a	n/a	0.0009963	NP Intra (NDs) 1 of 2
Cadmium (mg/L)	GWC-17	0.0008068	n/a	8/2/2023	0.00052J	No	23	0.0005767	0.00009507	0	None	No	0.0003901	Param Intra 1 of 2

# Appendix I Intrawell Prediction Limits - All Results (No Significant) Page 2

Plant McIntosh Client: Southern Company Data: McIntosh LF4 CCR Printed 9/14/2023, 8:25 AM

Constituent	Well	Upper Lim.	Lower Lim.	Date	Observ.	Sig.	Bg N	Bg Mean	Std. Dev.	%NDs	ND Adj.	Transform	Alpha	Method
Cadmium (mg/L)	GWC-18	0.0025	n/a	8/2/2023	0.0025ND	No	23	n/a	n/a	95.65	n/a	n/a	0.003415	NP Intra (NDs) 1 of 2
Cadmium (mg/L)	GWC-19	0.0025	n/a	8/2/2023	0.00025J	No	23	n/a	n/a	82.61	n/a	n/a	0.003415	NP Intra (NDs) 1 of 2
Cadmium (mg/L)	GWC-20	0.0025	n/a	8/2/2023	0.00015J	No	23	n/a	n/a	60.87	n/a	n/a	0.003415	NP Intra (NDs) 1 of 2
Cadmium (mg/L)	GWC-21	0.0025	n/a	8/3/2023	0.00011J	No	23	n/a	n/a	82.61	n/a	n/a	0.003415	NP Intra (NDs) 1 of 2
Cadmium (mg/L)	GWC-23	0.0025	n/a	8/3/2023	0.0001J	No	18	n/a	n/a	88.89	n/a	n/a	0.005373	NP Intra (NDs) 1 of 2
Cadmium (mg/L)	GWC-9	0.0025	n/a	8/2/2023	0.0025ND	No	44	n/a	n/a	100	n/a	n/a	0.0009963	NP Intra (NDs) 1 of 2
Chromium (mg/L)	GWA-13	0.0094	n/a	8/1/2023	0.0018J	No	21	n/a	n/a	66.67	n/a	n/a	0.003999	NP Intra (NDs) 1 of 2
Chromium (mg/L)	GWA-14	0.0047	n/a	8/2/2023	0.0021	No	22	n/a	n/a	86.36	n/a	n/a	0.003707	NP Intra (NDs) 1 of 2
Chromium (mg/L)	GWA-15	0.0051	n/a	8/1/2023	0.0019J	No	22	n/a	n/a	63.64	n/a	n/a	0.003707	NP Intra (NDs) 1 of 2
Chromium (mg/L)	GWA-16	0.024	n/a	8/1/2023	0.0024	No	22	n/a	n/a	36.36	n/a	n/a	0.003707	NP Intra (normality) 1 of 2
Chromium (mg/L)	GWA-2	0.003313	n/a	8/1/2023	0.0025	No	43	0.03944	0.008126	20.93	Kaplan-Meier	sqrt(x)	0.0003901	Param Intra 1 of 2
Chromium (mg/L)	GWA-3	0.003714	n/a	8/2/2023	0.0022	No	43	-6.638	0.4673	34.88	Kaplan-Meier	ln(x)	0.0003901	Param Intra 1 of 2
Chromium (mg/L)	GWA-4A	0.0096	n/a	8/1/2023	0.002ND	No	44	n/a	n/a	70.45	n/a	n/a	0.0009963	NP Intra (NDs) 1 of 2
Chromium (mg/L)	GWA-5	0.0054	n/a	8/1/2023	0.0016J	No	45	n/a	n/a	68.89	n/a	n/a	0.0009557	NP Intra (NDs) 1 of 2
Chromium (mg/L)	GWC-1	0.005	n/a	8/2/2023	0.0024	No	44	n/a	n/a	40.91	n/a	n/a	0.0009963	NP Intra (normality) 1 of 2
Chromium (mg/L)	GWC-10	0.01	n/a	8/2/2023	0.0051	No	44	n/a	n/a	20.45	n/a	n/a	0.0009963	NP Intra (normality) 1 of 2
Chromium (mg/L)	GWC-11	0.01048	n/a	8/2/2023	0.0047	No	44	0.005681	0.002159	2.273	None	No	0.0003901	Param Intra 1 of 2
Chromium (mg/L)	GWC-12	0.01	n/a	8/2/2023	0.0023	No	44	n/a	n/a	18.18	n/a	n/a	0.0009963	NP Intra (normality) 1 of 2
Chromium (mg/L)	GWC-17	0.01	n/a	8/2/2023	0.0039	No	22	n/a	n/a	22.73	n/a	n/a	0.003707	NP Intra (normality) 1 of 2
Chromium (mg/L)	GWC-18	0.006324	n/a	8/2/2023	0.0025	No	22	-6.022	0.3929	0	None	ln(x)	0.0003901	Param Intra 1 of 2
Chromium (mg/L)	GWC-19	0.0056	n/a	8/2/2023	0.0023	No	22	n/a	n/a	13.64	n/a	n/a	0.003707	NP Intra (normality) 1 of 2
Chromium (mg/L)	GWC-20	0.005	n/a	8/2/2023	0.004	No	22	n/a	n/a	81.82	n/a	n/a	0.003707	NP Intra (NDs) 1 of 2
Chromium (mg/L)	GWC-21	0.0044	n/a	8/3/2023	0.002ND	No	21	n/a	n/a	85.71	n/a	n/a	0.003999	NP Intra (NDs) 1 of 2
Chromium (mg/L)	GWC-23	0.004	n/a	8/3/2023	0.0026	No	18	n/a	n/a	61.11	n/a	n/a	0.005373	NP Intra (NDs) 1 of 2
Chromium (mg/L)	GWC-9	0.0043	n/a	8/2/2023	0.0012J	No	43	n/a	n/a	67.44	n/a	n/a	0.001037	NP Intra (NDs) 1 of 2
Cobalt (mg/L)	GWA-13	0.001417	n/a	8/1/2023	0.00053J	No	23	0.02504	0.005211	17.39	Kaplan-Meier	sqrt(x)	0.0003901	Param Intra 1 of 2
Cobalt (mg/L)	GWA-14	0.0025	n/a	8/2/2023	0.00036J	No	23	n/a	n/a	39.13	n/a	n/a	0.003415	NP Intra (normality) 1 of 2
Cobalt (mg/L)	GWA-15	0.0016	n/a	8/1/2023	0.00043J	No	23	n/a	n/a	17.39	n/a	n/a	0.003415	NP Intra (normality) 1 of 2
Cobalt (mg/L)	GWA-16	0.00125	n/a	8/1/2023	0.00055J	No	23	n/a	n/a	13.04	n/a	n/a	0.003415	NP Intra (normality) 1 of 2
Cobalt (mg/L)	GWA-2	0.01	n/a	8/1/2023	0.0015J	No	44	n/a	n/a	47.73	n/a	n/a	0.0009963	NP Intra (normality) 1 of 2
Cobalt (mg/L)	GWA-3	0.0025	n/a	8/2/2023	0.00032J	No	43	n/a	n/a	79.07	n/a	n/a	0.001037	NP Intra (NDs) 1 of 2
Cobalt (mg/L)	GWA-4A	0.013	n/a	8/1/2023	0.0013J	No	44	n/a	n/a	50	n/a	n/a	0.0009963	NP Intra (normality) 1 of 2
Cobalt (mg/L)	GWA-5	0.011	n/a	8/1/2023	0.00086J	No	46	n/a	n/a	43.48	n/a	n/a	0.0009151	NP Intra (normality) 1 of 2
Cobalt (mg/L)	GWC-1	0.0025	n/a	8/2/2023	0.0016J	No	44	n/a	n/a	45.45	n/a	n/a	0.0009963	NP Intra (normality) 1 of 2
Cobalt (mg/L)	GWC-10	0.0025	n/a	8/2/2023	0.0025ND	No	44	n/a	n/a	93.18	n/a	n/a	0.0009963	NP Intra (NDs) 1 of 2
Cobalt (mg/L)	GWC-11	0.0071	n/a	8/2/2023	0.0025ND	No	44	n/a	n/a	81.82	n/a	n/a	0.0009963	NP Intra (NDs) 1 of 2
Cobalt (mg/L)	GWC-12	0.005	n/a	8/2/2023	0.00055J	No	43	n/a	n/a	48.84	n/a	n/a	0.001037	NP Intra (normality) 1 of 2
Cobalt (mg/L)	GWC-17	0.002151	n/a	8/2/2023	0.0025ND	No	23	0.02623	0.008328	17.39	Kaplan-Meier	sqrt(x)	0.0003901	Param Intra 1 of 2
Cobalt (mg/L)	GWC-18	0.0025	n/a	8/2/2023	0.0025ND	No	23	n/a	n/a	91.3	n/a	n/a	0.003415	NP Intra (NDs) 1 of 2
Cobalt (mg/L)	GWC-19	0.0025	n/a	8/2/2023	0.0025ND	No	23	n/a	n/a	78.26	n/a	n/a	0.003415	NP Intra (NDs) 1 of 2
Cobalt (mg/L)	GWC-20	0.003273	n/a	8/2/2023	0.00082J	No	17	0.001572	0.0006589	0	None	No	0.0003901	Param Intra 1 of 2
Cobalt (mg/L)	GWC-21	0.002284	n/a	8/3/2023	0.0007J	No	22	0.00138	0.0003706	9.091	None	No	0.0003901	Param Intra 1 of 2
Cobalt (mg/L)	GWC-23	0.01076	n/a	8/3/2023	0.00045J	No	18	0.005633	0.002013	0	None	No	0.0003901	Param Intra 1 of 2
Cobalt (mg/L)	GWC-9	0.0055	n/a	8/2/2023	0.0025ND	No	44	n/a	n/a	50	n/a	n/a	0.0009963	NP Intra (normality) 1 of 2
Copper (mg/L)	GWA-13	0.002	n/a	8/1/2023	0.002ND	No	17	n/a	n/a	94.12	n/a	n/a	0.005914	NP Intra (NDs) 1 of 2
Copper (mg/L)	GWA-14	0.002	n/a	8/2/2023	0.002ND	No	17	n/a	n/a	88.24	n/a	n/a	0.005914	NP Intra (NDs) 1 of 2
Copper (mg/L)	GWA-15	0.002	n/a	8/1/2023	0.002ND	No	17	n/a	n/a	94.12	n/a	n/a	0.005914	NP Intra (NDs) 1 of 2
Copper (mg/L)	GWA-16	0.002	n/a	8/1/2023	0.002ND	No	17	n/a	n/a	88.24	n/a	n/a	0.005914	NP Intra (NDs) 1 of 2
Copper (mg/L)	GWA-2	0.003	n/a	8/1/2023	0.002ND	No	38	n/a	n/a	97.37	n/a	n/a	0.001294	NP Intra (NDs) 1 of 2
Copper (mg/L)	GWA-3	0.0034	n/a	8/2/2023	0.002ND	No	37	n/a	n/a	86.49	n/a	n/a	0.001361	NP Intra (NDs) 1 of 2
Copper (mg/L)	GWA-4A	0.0051	n/a	8/1/2023	0.002ND	No	38	n/a	n/a	81.58	n/a	n/a	0.001294	NP Intra (NDs) 1 of 2
Copper (mg/L)	GWA-5	0.0021	n/a	8/1/2023	0.002ND	No	38	n/a	n/a	94.74	n/a	n/a	0.001294	NP Intra (NDs) 1 of 2
Copper (mg/L)	GWC-1	0.002	n/a	8/2/2023	0.002ND	No	37	n/a	n/a	97.3	n/a	n/a	0.001361	NP Intra (NDs) 1 of 2
Copper (mg/L)	GWC-11	0.0027	n/a	8/2/2023	0.002ND	No	38	n/a	n/a	89.47	n/a	n/a	0.001294	NP Intra (NDs) 1 of 2
Copper (mg/L)	GWC-12	0.002	n/a	8/2/2023	0.002ND	No	38	n/a	n/a	94.74	n/a	n/a	0.001294	NP Intra (NDs) 1 of 2
Copper (mg/L)	GWC-17	0.0021	n/a	8/2/2023	0.002ND	No	17	n/a	n/a	82.35	n/a	n/a	0.005914	NP Intra (NDs) 1 of 2
Copper (mg/L)	GWC-18	0.0021	n/a	8/2/2023	0.0013J	No	17	n/a	n/a	64.71	n/a	n/a	0.005914	NP Intra (NDs) 1 of 2
Copper (mg/L)	GWC-19	0.002	n/a	8/2/2023	0.002ND	No	17	n/a	n/a	88.24	n/a	n/a	0.005914	NP Intra (NDs) 1 of 2
Copper (mg/L)	GWC-20	0.002	n/a	8/2/2023	0.002ND	No	17	n/a	n/a	88.24	n/a	n/a	0.005914	NP Intra (NDs) 1 of 2
Copper (mg/L)	GWC-21	0.002	n/a	8/3/2023	0.002ND	No	16	n/a	n/a	81.25	n/a	n/a	0.006456	NP Intra (NDs) 1 of 2
Copper (mg/L)	GWC-23	0.002	n/a	8/3/2023	0.002ND	No	12	n/a	n/a	75	n/a	n/a	0.01077	NP Intra (NDs) 1 of 2
Copper (mg/L)	GWC-9	0.0021	n/a	8/2/2023	0.002ND	No	38	n/a	n/a	92.11	n/a	n/a	0.001294	NP Intra (NDs) 1 of 2
Lead (mg/L)	GWA-13	0.001	n/a	8/1/2023	0.001ND	No	23	n/a	n/a	95.65	n/a	n/a	0.003415	NP Intra (NDs) 1 of 2
Lead (mg/L)	GWA-14	0.001	n/a	8/2/2023	0.001ND	No	23	n/a	n/a	91.3	n/a	n/a	0.003415	NP Intra (NDs) 1 of 2
Lead (mg/L)	GWA-16	0.001	n/a	8/1/2023	0.001ND	No	23	n/a	n/a	91.3	n/a	n/a	0.003415	NP Intra (NDs) 1 of 2
Lead (mg/L)	GWA-2	0.001	n/a	8/1/2023	0.00088J	No	44	n/a	n/a	97.73	n/a	n/a	0.0009963	NP Intra (NDs) 1 of 2
Lead (mg/L)	GWA-3	0.001	n/a	8/2/2023	0.001ND	No	43	n/a	n/a	100	n/a	n/a	0.001037	NP Intra (NDs) 1 of 2
Lead (mg/L)	GWA-4A	0.001	n/a	8/1/2023	0.001ND	No	44	n/a	n/a	95.45	n/a	n/a	0.0009963	NP Intra (NDs) 1 of 2

# Appendix I Intrawell Prediction Limits - All Results (No Significant)

Plant McIntosh Client: Southern Company Data: McIntosh LF4 CCR Printed 9/14/2023, 8:25 AM

Constituent	Well	Upper Lim.	Lower Lim.	Date	Obsv.	Sig.	Bg N	Bg Mean	Std. Dev.	%NDs	ND Adj.	Transform	Alpha	Method
Lead (mg/L)	GWA-5	0.001	n/a	8/1/2023	0.001ND	No	46	n/a	n/a	91.3	n/a	n/a	0.0009151	NP Intra (NDs) 1 of 2
Lead (mg/L)	GWC-11	0.001	n/a	8/2/2023	0.001ND	No	44	n/a	n/a	90.91	n/a	n/a	0.0009963	NP Intra (NDs) 1 of 2
Lead (mg/L)	GWC-18	0.001	n/a	8/2/2023	0.001ND	No	23	n/a	n/a	78.26	n/a	n/a	0.003415	NP Intra (NDs) 1 of 2
Lead (mg/L)	GWC-20	0.001	n/a	8/2/2023	0.001ND	No	23	n/a	n/a	95.65	n/a	n/a	0.003415	NP Intra (NDs) 1 of 2
Lead (mg/L)	GWC-21	0.001	n/a	8/3/2023	0.001ND	No	23	n/a	n/a	91.3	n/a	n/a	0.003415	NP Intra (NDs) 1 of 2
Lead (mg/L)	GWC-23	0.001	n/a	8/3/2023	0.001ND	No	18	n/a	n/a	88.89	n/a	n/a	0.005373	NP Intra (NDs) 1 of 2
Nickel (mg/L)	GWA-13	0.001	n/a	8/1/2023	0.00043J	No	17	n/a	n/a	82.35	n/a	n/a	0.005914	NP Intra (NDs) 1 of 2
Nickel (mg/L)	GWA-14	0.001	n/a	8/2/2023	0.00057J	No	17	n/a	n/a	58.82	n/a	n/a	0.005914	NP Intra (NDs) 1 of 2
Nickel (mg/L)	GWA-15	0.001	n/a	8/1/2023	0.001ND	No	17	n/a	n/a	76.47	n/a	n/a	0.005914	NP Intra (NDs) 1 of 2
Nickel (mg/L)	GWA-16	0.001	n/a	8/1/2023	0.00044J	No	17	n/a	n/a	70.59	n/a	n/a	0.005914	NP Intra (NDs) 1 of 2
Nickel (mg/L)	GWA-2	0.0043	n/a	8/1/2023	0.001	No	38	n/a	n/a	73.68	n/a	n/a	0.001294	NP Intra (NDs) 1 of 2
Nickel (mg/L)	GWA-3	0.001	n/a	8/2/2023	0.00046J	No	36	n/a	n/a	88.89	n/a	n/a	0.001429	NP Intra (NDs) 1 of 2
Nickel (mg/L)	GWA-4A	0.0072	n/a	8/1/2023	0.00065J	No	38	n/a	n/a	60.53	n/a	n/a	0.001294	NP Intra (NDs) 1 of 2
Nickel (mg/L)	GWA-5	0.0031	n/a	8/1/2023	0.001ND	No	38	n/a	n/a	84.21	n/a	n/a	0.001294	NP Intra (NDs) 1 of 2
Nickel (mg/L)	GWC-1	0.0025	n/a	8/2/2023	0.0014	No	37	n/a	n/a	75.68	n/a	n/a	0.001361	NP Intra (NDs) 1 of 2
Nickel (mg/L)	GWC-10	0.0013	n/a	8/2/2023	0.0011	No	38	n/a	n/a	92.11	n/a	n/a	0.001294	NP Intra (NDs) 1 of 2
Nickel (mg/L)	GWC-11	0.0049	n/a	8/2/2023	0.001ND	No	38	n/a	n/a	76.32	n/a	n/a	0.001294	NP Intra (NDs) 1 of 2
Nickel (mg/L)	GWC-12	0.0057	n/a	8/2/2023	0.00091J	No	38	n/a	n/a	76.32	n/a	n/a	0.001294	NP Intra (NDs) 1 of 2
Nickel (mg/L)	GWC-17	0.004264	n/a	8/2/2023	0.0018	No	17	0.04572	0.007587	5.882	None	sqrt(x)	0.0003901	Param Intra 1 of 2
Nickel (mg/L)	GWC-18	0.0025	n/a	8/2/2023	0.00075J	No	17	n/a	n/a	41.18	n/a	n/a	0.005914	NP Intra (normality) 1 of 2
Nickel (mg/L)	GWC-19	0.002851	n/a	8/2/2023	0.0012	No	17	0.001691	0.0004494	5.882	None	No	0.0003901	Param Intra 1 of 2
Nickel (mg/L)	GWC-20	0.006632	n/a	8/2/2023	0.0018	No	17	0.002119	0.001748	29.41	Kaplan-Meier	No	0.0003901	Param Intra 1 of 2
Nickel (mg/L)	GWC-21	0.0025	n/a	8/3/2023	0.00074J	No	17	n/a	n/a	64.71	n/a	n/a	0.005914	NP Intra (NDs) 1 of 2
Nickel (mg/L)	GWC-23	0.003189	n/a	8/3/2023	0.0013	No	12	0.001522	0.0005802	16.67	Kaplan-Meier	No	0.0003901	Param Intra 1 of 2
Nickel (mg/L)	GWC-9	0.0033	n/a	8/2/2023	0.00077J	No	38	n/a	n/a	81.58	n/a	n/a	0.001294	NP Intra (NDs) 1 of 2
Selenium (mg/L)	GWA-13	0.005	n/a	8/1/2023	0.005ND	No	23	n/a	n/a	95.65	n/a	n/a	0.003415	NP Intra (NDs) 1 of 2
Selenium (mg/L)	GWA-15	0.005	n/a	8/1/2023	0.005ND	No	23	n/a	n/a	95.65	n/a	n/a	0.003415	NP Intra (NDs) 1 of 2
Selenium (mg/L)	GWA-16	0.005	n/a	8/1/2023	0.005ND	No	23	n/a	n/a	95.65	n/a	n/a	0.003415	NP Intra (NDs) 1 of 2
Selenium (mg/L)	GWA-2	0.005	n/a	8/1/2023	0.005ND	No	44	n/a	n/a	93.18	n/a	n/a	0.0009963	NP Intra (NDs) 1 of 2
Selenium (mg/L)	GWA-3	0.005	n/a	8/2/2023	0.005ND	No	44	n/a	n/a	88.64	n/a	n/a	0.0009963	NP Intra (NDs) 1 of 2
Selenium (mg/L)	GWA-4A	0.005	n/a	8/1/2023	0.005ND	No	44	n/a	n/a	93.18	n/a	n/a	0.0009963	NP Intra (NDs) 1 of 2
Selenium (mg/L)	GWA-5	0.005	n/a	8/1/2023	0.005ND	No	45	n/a	n/a	97.78	n/a	n/a	0.0009557	NP Intra (NDs) 1 of 2
Selenium (mg/L)	GWC-1	0.005	n/a	8/2/2023	0.005ND	No	44	n/a	n/a	95.45	n/a	n/a	0.0009963	NP Intra (NDs) 1 of 2
Selenium (mg/L)	GWC-10	0.005	n/a	8/2/2023	0.005ND	No	44	n/a	n/a	95.45	n/a	n/a	0.0009963	NP Intra (NDs) 1 of 2
Selenium (mg/L)	GWC-11	0.005	n/a	8/2/2023	0.005ND	No	44	n/a	n/a	86.36	n/a	n/a	0.0009963	NP Intra (NDs) 1 of 2
Selenium (mg/L)	GWC-18	0.005	n/a	8/2/2023	0.005ND	No	23	n/a	n/a	95.65	n/a	n/a	0.003415	NP Intra (NDs) 1 of 2
Selenium (mg/L)	GWC-19	0.005	n/a	8/2/2023	0.005ND	No	23	n/a	n/a	95.65	n/a	n/a	0.003415	NP Intra (NDs) 1 of 2
Selenium (mg/L)	GWC-20	0.005	n/a	8/2/2023	0.005ND	No	23	n/a	n/a	95.65	n/a	n/a	0.003415	NP Intra (NDs) 1 of 2
Selenium (mg/L)	GWC-21	0.005	n/a	8/3/2023	0.005ND	No	23	n/a	n/a	95.65	n/a	n/a	0.003415	NP Intra (NDs) 1 of 2
Selenium (mg/L)	GWC-9	0.0058	n/a	8/2/2023	0.005ND	No	44	n/a	n/a	97.73	n/a	n/a	0.0009963	NP Intra (NDs) 1 of 2
Silver (mg/L)	GWC-11	0.001	n/a	8/2/2023	0.001ND	No	38	n/a	n/a	97.37	n/a	n/a	0.001294	NP Intra (NDs) 1 of 2
Thallium (mg/L)	GWA-13	0.001	n/a	8/1/2023	0.001ND	No	23	n/a	n/a	82.61	n/a	n/a	0.003415	NP Intra (NDs) 1 of 2
Thallium (mg/L)	GWA-14	0.001	n/a	8/2/2023	0.001ND	No	23	n/a	n/a	82.61	n/a	n/a	0.003415	NP Intra (NDs) 1 of 2
Thallium (mg/L)	GWA-16	0.001	n/a	8/1/2023	0.001ND	No	23	n/a	n/a	91.3	n/a	n/a	0.003415	NP Intra (NDs) 1 of 2
Thallium (mg/L)	GWA-2	0.001	n/a	8/1/2023	0.001ND	No	42	n/a	n/a	92.86	n/a	n/a	0.001077	NP Intra (NDs) 1 of 2
Thallium (mg/L)	GWA-3	0.001	n/a	8/2/2023	0.001ND	No	42	n/a	n/a	95.24	n/a	n/a	0.001077	NP Intra (NDs) 1 of 2
Thallium (mg/L)	GWA-4A	0.001	n/a	8/1/2023	0.001ND	No	42	n/a	n/a	95.24	n/a	n/a	0.001077	NP Intra (NDs) 1 of 2
Thallium (mg/L)	GWA-5	0.001	n/a	8/1/2023	0.001ND	No	44	n/a	n/a	97.73	n/a	n/a	0.0009963	NP Intra (NDs) 1 of 2
Thallium (mg/L)	GWC-10	0.001	n/a	8/2/2023	0.001ND	No	42	n/a	n/a	92.86	n/a	n/a	0.001077	NP Intra (NDs) 1 of 2
Thallium (mg/L)	GWC-11	0.001	n/a	8/2/2023	0.001ND	No	42	n/a	n/a	92.86	n/a	n/a	0.001077	NP Intra (NDs) 1 of 2
Thallium (mg/L)	GWC-12	0.001	n/a	8/2/2023	0.001ND	No	42	n/a	n/a	95.24	n/a	n/a	0.001077	NP Intra (NDs) 1 of 2
Thallium (mg/L)	GWC-17	0.001	n/a	8/2/2023	0.001ND	No	23	n/a	n/a	73.91	n/a	n/a	0.003415	NP Intra (NDs) 1 of 2
Thallium (mg/L)	GWC-18	0.001	n/a	8/2/2023	0.001ND	No	23	n/a	n/a	26.09	n/a	n/a	0.003415	NP Intra (normality) 1 of 2
Thallium (mg/L)	GWC-19	0.001	n/a	8/2/2023	0.001ND	No	23	n/a	n/a	86.96	n/a	n/a	0.003415	NP Intra (NDs) 1 of 2
Thallium (mg/L)	GWC-20	0.001	n/a	8/2/2023	0.001ND	No	23	n/a	n/a	69.57	n/a	n/a	0.003415	NP Intra (NDs) 1 of 2
Thallium (mg/L)	GWC-21	0.001	n/a	8/3/2023	0.001ND	No	23	n/a	n/a	86.96	n/a	n/a	0.003415	NP Intra (NDs) 1 of 2
Thallium (mg/L)	GWC-23	0.001	n/a	8/3/2023	0.001ND	No	18	n/a	n/a	66.67	n/a	n/a	0.005373	NP Intra (NDs) 1 of 2
Thallium (mg/L)	GWC-9	0.001	n/a	8/2/2023	0.001ND	No	42	n/a	n/a	97.62	n/a	n/a	0.001077	NP Intra (NDs) 1 of 2
Vanadium (mg/L)	GWA-13	0.0027	n/a	8/1/2023	0.002ND	No	17	n/a	n/a	76.47	n/a	n/a	0.005914	NP Intra (NDs) 1 of 2
Vanadium (mg/L)	GWA-14	0.002	n/a	8/2/2023	0.002ND	No	17	n/a	n/a	88.24	n/a	n/a	0.005914	NP Intra (NDs) 1 of 2
Vanadium (mg/L)	GWA-15	0.0041	n/a	8/1/2023	0.002ND	No	17	n/a	n/a	76.47	n/a	n/a	0.005914	NP Intra (NDs) 1 of 2
Vanadium (mg/L)	GWA-16	0.002	n/a	8/1/2023	0.002ND	No	17	n/a	n/a	76.47	n/a	n/a	0.005914	NP Intra (NDs) 1 of 2
Vanadium (mg/L)	GWA-2	0.0051	n/a	8/1/2023	0.002ND	No	38	n/a	n/a	86.84	n/a	n/a	0.001294	NP Intra (NDs) 1 of 2
Vanadium (mg/L)	GWA-3	0.005	n/a	8/2/2023	0.002ND	No	37	n/a	n/a	81.08	n/a	n/a	0.001361	NP Intra (NDs) 1 of 2
Vanadium (mg/L)	GWA-4A	0.0033	n/a	8/1/2023	0.002ND	No	38	n/a	n/a	86.84	n/a	n/a	0.001294	NP Intra (NDs) 1 of 2
Vanadium (mg/L)	GWA-5	0.0035	n/a	8/1/2023	0.002ND	No	38	n/a	n/a	86.84	n/a	n/a	0.001294	NP Intra (NDs) 1 of 2
Vanadium (mg/L)	GWC-1	0.0032	n/a	8/2/2023	0.00084J	No	37	n/a	n/a	83.78	n/a	n/a	0.001361	NP Intra (NDs) 1 of 2
Vanadium (mg/L)	GWC-10	0.0027	n/a	8/2/2023	0.00096J	No	36	n/a	n/a	72.22	n/a	n/a	0.001429	NP Intra (NDs) 1 of 2



# Appendix I Intrawell Prediction Limits - All Results (No Significant) Page 4

Plant McIntosh Client: Southern Company Data: McIntosh LF4 CCR Printed 9/14/2023, 8:25 AM

Constituent	Well	Upper Lim.	Lower Lim.	Date	Observ.	Sig.	Bg N	Bg Mean	Std. Dev.	%NDs	ND Adj.	Transform	Alpha	Method
Vanadium (mg/L)	GWC-11	0.0025	n/a	8/2/2023	0.0015J	No	36	n/a	n/a	63.89	n/a	n/a	0.001429	NP Intra (NDs) 1 of 2
Vanadium (mg/L)	GWC-12	0.002	n/a	8/2/2023	0.002ND	No	36	n/a	n/a	91.67	n/a	n/a	0.001429	NP Intra (NDs) 1 of 2
Vanadium (mg/L)	GWC-17	0.004	n/a	8/2/2023	0.002ND	No	17	n/a	n/a	76.47	n/a	n/a	0.005914	NP Intra (NDs) 1 of 2
Vanadium (mg/L)	GWC-18	0.007255	n/a	8/2/2023	0.0031	No	17	0.05511	0.01165	0	None	sqrt(x)	0.0003901	Param Intra 1 of 2
Vanadium (mg/L)	GWC-19	0.005562	n/a	8/2/2023	0.002ND	No	17	-6.494	0.5043	41.18	Kaplan-Meier	ln(x)	0.0003901	Param Intra 1 of 2
Vanadium (mg/L)	GWC-20	0.0074	n/a	8/2/2023	0.002ND	No	17	n/a	n/a	70.59	n/a	n/a	0.005914	NP Intra (NDs) 1 of 2
Vanadium (mg/L)	GWC-21	0.0058	n/a	8/3/2023	0.002ND	No	17	n/a	n/a	64.71	n/a	n/a	0.005914	NP Intra (NDs) 1 of 2
Vanadium (mg/L)	GWC-23	0.006259	n/a	8/3/2023	0.0007J	No	12	0.03924	0.01387	50	Kaplan-Meier	sqrt(x)	0.0003901	Param Intra 1 of 2
Vanadium (mg/L)	GWC-9	0.006	n/a	8/2/2023	0.002ND	No	37	n/a	n/a	86.49	n/a	n/a	0.001361	NP Intra (NDs) 1 of 2
Zinc (mg/L)	GWA-13	0.0061	n/a	8/1/2023	0.0032J	No	17	n/a	n/a	52.94	n/a	n/a	0.005914	NP Intra (NDs) 1 of 2
Zinc (mg/L)	GWA-14	0.024	n/a	8/2/2023	0.003J	No	17	n/a	n/a	35.29	n/a	n/a	0.005914	NP Intra (normality) 1 of 2
Zinc (mg/L)	GWA-15	0.01172	n/a	8/1/2023	0.0029J	No	17	-5.418	0.3761	35.29	Kaplan-Meier	ln(x)	0.0003901	Param Intra 1 of 2
Zinc (mg/L)	GWA-16	0.006209	n/a	8/1/2023	0.0032J	No	17	0.003746	0.0009541	41.18	Kaplan-Meier	No	0.0003901	Param Intra 1 of 2
Zinc (mg/L)	GWA-2	0.02	n/a	8/1/2023	0.0061	No	38	n/a	n/a	28.95	n/a	n/a	0.001294	NP Intra (normality) 1 of 2
Zinc (mg/L)	GWA-3	0.045	n/a	8/2/2023	0.005ND	No	37	n/a	n/a	48.65	n/a	n/a	0.001361	NP Intra (normality) 1 of 2
Zinc (mg/L)	GWA-4A	0.01481	n/a	8/1/2023	0.0047J	No	37	0.1712	0.03284	24.32	Kaplan-Meier	x^(1/3)	0.0003901	Param Intra 1 of 2
Zinc (mg/L)	GWA-5	0.022	n/a	8/1/2023	0.0028J	No	38	n/a	n/a	34.21	n/a	n/a	0.001294	NP Intra (normality) 1 of 2
Zinc (mg/L)	GWC-1	0.015	n/a	8/2/2023	0.0062	No	37	n/a	n/a	27.03	n/a	n/a	0.001361	NP Intra (normality) 1 of 2
Zinc (mg/L)	GWC-10	0.019	n/a	8/2/2023	0.0046J	No	38	n/a	n/a	71.05	n/a	n/a	0.001294	NP Intra (NDs) 1 of 2
Zinc (mg/L)	GWC-11	0.0089	n/a	8/2/2023	0.0061	No	37	n/a	n/a	64.86	n/a	n/a	0.001361	NP Intra (NDs) 1 of 2
Zinc (mg/L)	GWC-12	0.007519	n/a	8/2/2023	0.0036J	No	38	0.1521	0.01943	36.84	Kaplan-Meier	x^(1/3)	0.0003901	Param Intra 1 of 2
Zinc (mg/L)	GWC-17	0.02	n/a	8/2/2023	0.012	No	17	n/a	n/a	23.53	n/a	n/a	0.005914	NP Intra (normality) 1 of 2
Zinc (mg/L)	GWC-18	0.02397	n/a	8/2/2023	0.0044J	No	16	-5.62	0.7225	31.25	Kaplan-Meier	ln(x)	0.0003901	Param Intra 1 of 2
Zinc (mg/L)	GWC-19	0.017	n/a	8/2/2023	0.0051	No	17	n/a	n/a	41.18	n/a	n/a	0.005914	NP Intra (normality) 1 of 2
Zinc (mg/L)	GWC-20	0.0084	n/a	8/2/2023	0.004J	No	17	n/a	n/a	52.94	n/a	n/a	0.005914	NP Intra (NDs) 1 of 2
Zinc (mg/L)	GWC-21	0.0097	n/a	8/3/2023	0.0047J	No	17	n/a	n/a	52.94	n/a	n/a	0.005914	NP Intra (NDs) 1 of 2
Zinc (mg/L)	GWC-23	0.01473	n/a	8/3/2023	0.0049J	No	12	0.07662	0.01557	33.33	Kaplan-Meier	sqrt(x)	0.0003901	Param Intra 1 of 2
Zinc (mg/L)	GWC-9	0.051	n/a	8/2/2023	0.0032J	No	38	n/a	n/a	63.16	n/a	n/a	0.001294	NP Intra (NDs) 1 of 2

# Appendix III Intrawell Prediction Limits - All Results (No Significant)

Plant McIntosh Client: Southern Company Data: McIntosh LF4 CCR Printed 9/13/2023, 3:24 PM

Constituent	Well	Upper Lim.	Lower Lim.	Date	Observ.	Sig.	Bg N	Bg Mean	Std. Dev.	%NDs	ND Adj.	Transform	Alpha	Method
Sulfate (mg/L)	GWA-13	1.4	n/a	8/1/2023	0.52J	No	18	n/a	n/a	61.11	n/a	n/a	0.005373	NP Intra (NDs) 1 of 2
Sulfate (mg/L)	GWA-14	2.481	n/a	8/2/2023	0.62J	No	16	1.001	0.2444	31.25	Kaplan-Meier	sqrt(x)	0.0008358	Param Intra 1 of 2
Sulfate (mg/L)	GWA-15	1.2	n/a	8/1/2023	0.57J	No	18	n/a	n/a	55.56	n/a	n/a	0.005373	NP Intra (NDs) 1 of 2
Sulfate (mg/L)	GWA-16	1	n/a	8/1/2023	0.48J	No	18	n/a	n/a	66.67	n/a	n/a	0.005373	NP Intra (NDs) 1 of 2
Sulfate (mg/L)	GWA-2	1.7	n/a	8/1/2023	1ND	No	18	n/a	n/a	55.56	n/a	n/a	0.005373	NP Intra (NDs) 1 of 2
Sulfate (mg/L)	GWA-3	1.172	n/a	8/2/2023	0.62J	No	18	0.6226	0.4296	44.44	Kaplan-Meier	x^3	0.0008358	Param Intra 1 of 2
Sulfate (mg/L)	GWA-4A	13.33	n/a	8/1/2023	5.5	No	18	6.884	2.809	0	None	No	0.0008358	Param Intra 1 of 2
Sulfate (mg/L)	GWA-5	1	n/a	8/1/2023	1ND	No	18	n/a	n/a	72.22	n/a	n/a	0.005373	NP Intra (NDs) 1 of 2
Sulfate (mg/L)	GWC-1	2.421	n/a	8/2/2023	0.53J	No	18	1.493	0.4043	0	None	No	0.0008358	Param Intra 1 of 2
Sulfate (mg/L)	GWC-10	5.704	n/a	8/2/2023	2.4	No	18	3.391	1.008	0	None	No	0.0008358	Param Intra 1 of 2
Sulfate (mg/L)	GWC-11	6.207	n/a	8/2/2023	2.3	No	18	4.554	0.7201	0	None	No	0.0008358	Param Intra 1 of 2
Sulfate (mg/L)	GWC-12	1	n/a	8/2/2023	0.56J	No	18	n/a	n/a	61.11	n/a	n/a	0.005373	NP Intra (NDs) 1 of 2
Sulfate (mg/L)	GWC-17	1.8	n/a	8/2/2023	1ND	No	17	n/a	n/a	52.94	n/a	n/a	0.005914	NP Intra (NDs) 1 of 2
Sulfate (mg/L)	GWC-18	6.18	n/a	8/2/2023	2.4	No	18	4.48	0.7404	0	None	No	0.0008358	Param Intra 1 of 2
Sulfate (mg/L)	GWC-19	2.906	n/a	8/2/2023	2.2	No	18	1.956	0.4137	0	None	No	0.0008358	Param Intra 1 of 2
Sulfate (mg/L)	GWC-20	2.893	n/a	8/2/2023	0.82J	No	16	1.468	0.6062	0	None	No	0.0008358	Param Intra 1 of 2
Sulfate (mg/L)	GWC-21	1.761	n/a	8/3/2023	0.54J	No	18	0.9549	0.3511	16.67	Kaplan-Meier	No	0.0008358	Param Intra 1 of 2
Sulfate (mg/L)	GWC-23	3.614	n/a	8/3/2023	2.9	No	17	2.418	0.5151	0	None	No	0.0008358	Param Intra 1 of 2
Sulfate (mg/L)	GWC-9	4.1	n/a	8/2/2023	0.42J	No	18	n/a	n/a	38.89	n/a	n/a	0.005373	NP Intra (normality) 1 of 2

# Appendix III Interwell Prediction Limits - All Results (No Significant)

Plant McIntosh    Client: Southern Company    Data: McIntosh LF4 CCR    Printed 9/13/2023, 3:38 PM

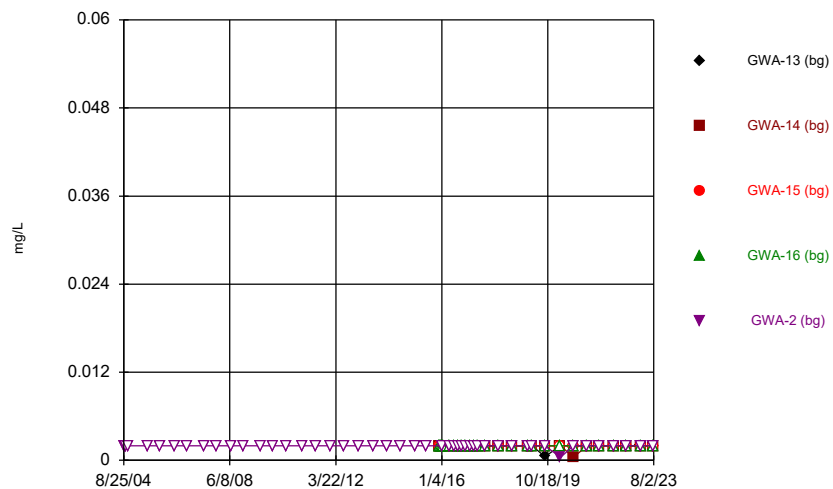
Constituent	Well	Upper Lim.	Lower Lim.	Date	Observ.	Sig.	Bg N	Bg Mean	Std. Dev.	%NDs	ND Adj.	Transform	Alpha	Method
Boron (mg/L)	GWC-1	0.11	n/a	8/2/2023	0.08ND	No	220	n/a	n/a	85.45	n/a	n/a	0.00004916	NP Inter (NDs) 1 of 2
Boron (mg/L)	GWC-10	0.11	n/a	8/2/2023	0.034J	No	220	n/a	n/a	85.45	n/a	n/a	0.00004916	NP Inter (NDs) 1 of 2
Boron (mg/L)	GWC-11	0.11	n/a	8/2/2023	0.08ND	No	220	n/a	n/a	85.45	n/a	n/a	0.00004916	NP Inter (NDs) 1 of 2
Boron (mg/L)	GWC-12	0.11	n/a	8/2/2023	0.08ND	No	220	n/a	n/a	85.45	n/a	n/a	0.00004916	NP Inter (NDs) 1 of 2
Boron (mg/L)	GWC-19	0.11	n/a	8/2/2023	0.08ND	No	220	n/a	n/a	85.45	n/a	n/a	0.00004916	NP Inter (NDs) 1 of 2
Boron (mg/L)	GWC-20	0.11	n/a	8/2/2023	0.08ND	No	220	n/a	n/a	85.45	n/a	n/a	0.00004916	NP Inter (NDs) 1 of 2
Boron (mg/L)	GWC-21	0.11	n/a	8/3/2023	0.022J	No	220	n/a	n/a	85.45	n/a	n/a	0.00004916	NP Inter (NDs) 1 of 2
Boron (mg/L)	GWC-23	0.11	n/a	8/3/2023	0.08ND	No	220	n/a	n/a	85.45	n/a	n/a	0.00004916	NP Inter (NDs) 1 of 2
Boron (mg/L)	GWC-9	0.11	n/a	8/2/2023	0.026J	No	220	n/a	n/a	85.45	n/a	n/a	0.00004916	NP Inter (NDs) 1 of 2
Calcium (mg/L)	GWC-1	33.2	n/a	8/2/2023	0.93	No	221	n/a	n/a	0	n/a	n/a	0.00004916	NP Inter (normality) 1 of 2
Calcium (mg/L)	GWC-10	33.2	n/a	8/2/2023	20	No	221	n/a	n/a	0	n/a	n/a	0.00004916	NP Inter (normality) 1 of 2
Calcium (mg/L)	GWC-11	33.2	n/a	8/2/2023	9.3	No	221	n/a	n/a	0	n/a	n/a	0.00004916	NP Inter (normality) 1 of 2
Calcium (mg/L)	GWC-12	33.2	n/a	8/2/2023	0.71	No	221	n/a	n/a	0	n/a	n/a	0.00004916	NP Inter (normality) 1 of 2
Calcium (mg/L)	GWC-19	33.2	n/a	8/2/2023	6	No	221	n/a	n/a	0	n/a	n/a	0.00004916	NP Inter (normality) 1 of 2
Calcium (mg/L)	GWC-20	33.2	n/a	8/2/2023	1.3	No	221	n/a	n/a	0	n/a	n/a	0.00004916	NP Inter (normality) 1 of 2
Calcium (mg/L)	GWC-21	33.2	n/a	8/3/2023	1	No	221	n/a	n/a	0	n/a	n/a	0.00004916	NP Inter (normality) 1 of 2
Calcium (mg/L)	GWC-23	33.2	n/a	8/3/2023	2.7	No	221	n/a	n/a	0	n/a	n/a	0.00004916	NP Inter (normality) 1 of 2
Calcium (mg/L)	GWC-9	33.2	n/a	8/2/2023	2.9	No	221	n/a	n/a	0	n/a	n/a	0.00004916	NP Inter (normality) 1 of 2
Chloride (mg/L)	GWC-1	9.4	n/a	8/2/2023	5.1	No	219	n/a	n/a	0	n/a	n/a	0.00004916	NP Inter (normality) 1 of 2
Chloride (mg/L)	GWC-10	9.4	n/a	8/2/2023	5.8	No	219	n/a	n/a	0	n/a	n/a	0.00004916	NP Inter (normality) 1 of 2
Chloride (mg/L)	GWC-11	9.4	n/a	8/2/2023	4.7	No	219	n/a	n/a	0	n/a	n/a	0.00004916	NP Inter (normality) 1 of 2
Chloride (mg/L)	GWC-12	9.4	n/a	8/2/2023	3.6	No	219	n/a	n/a	0	n/a	n/a	0.00004916	NP Inter (normality) 1 of 2
Chloride (mg/L)	GWC-19	9.4	n/a	8/2/2023	5.4	No	219	n/a	n/a	0	n/a	n/a	0.00004916	NP Inter (normality) 1 of 2
Chloride (mg/L)	GWC-20	9.4	n/a	8/2/2023	7.3	No	219	n/a	n/a	0	n/a	n/a	0.00004916	NP Inter (normality) 1 of 2
Chloride (mg/L)	GWC-21	9.4	n/a	8/3/2023	6	No	219	n/a	n/a	0	n/a	n/a	0.00004916	NP Inter (normality) 1 of 2
Chloride (mg/L)	GWC-23	9.4	n/a	8/3/2023	5	No	219	n/a	n/a	0	n/a	n/a	0.00004916	NP Inter (normality) 1 of 2
Chloride (mg/L)	GWC-9	9.4	n/a	8/2/2023	7.6	No	219	n/a	n/a	0	n/a	n/a	0.00004916	NP Inter (normality) 1 of 2
Fluoride (mg/L)	GWC-1	0.74	n/a	8/2/2023	0.1ND	No	221	n/a	n/a	64.71	n/a	n/a	0.00004916	NP Inter (NDs) 1 of 2
Fluoride (mg/L)	GWC-10	0.74	n/a	8/2/2023	0.13	No	221	n/a	n/a	64.71	n/a	n/a	0.00004916	NP Inter (NDs) 1 of 2
Fluoride (mg/L)	GWC-11	0.74	n/a	8/2/2023	0.3	No	221	n/a	n/a	64.71	n/a	n/a	0.00004916	NP Inter (NDs) 1 of 2
Fluoride (mg/L)	GWC-12	0.74	n/a	8/2/2023	0.1ND	No	221	n/a	n/a	64.71	n/a	n/a	0.00004916	NP Inter (NDs) 1 of 2
Fluoride (mg/L)	GWC-19	0.74	n/a	8/2/2023	0.13	No	221	n/a	n/a	64.71	n/a	n/a	0.00004916	NP Inter (NDs) 1 of 2
Fluoride (mg/L)	GWC-20	0.74	n/a	8/2/2023	0.05J	No	221	n/a	n/a	64.71	n/a	n/a	0.00004916	NP Inter (NDs) 1 of 2
Fluoride (mg/L)	GWC-21	0.74	n/a	8/3/2023	0.1ND	No	221	n/a	n/a	64.71	n/a	n/a	0.00004916	NP Inter (NDs) 1 of 2
Fluoride (mg/L)	GWC-23	0.74	n/a	8/3/2023	0.063J	No	221	n/a	n/a	64.71	n/a	n/a	0.00004916	NP Inter (NDs) 1 of 2
Fluoride (mg/L)	GWC-9	0.74	n/a	8/2/2023	0.086J	No	221	n/a	n/a	64.71	n/a	n/a	0.00004916	NP Inter (NDs) 1 of 2
pH (S.U.)	GWC-1	7.1	4.21	8/2/2023	4.73	No	240	n/a	n/a	0	n/a	n/a	0.00009831	NP Inter (normality) 1 of 2
pH (S.U.)	GWC-10	7.1	4.21	8/2/2023	6.28	No	240	n/a	n/a	0	n/a	n/a	0.00009831	NP Inter (normality) 1 of 2
pH (S.U.)	GWC-11	7.1	4.21	8/2/2023	6.32	No	240	n/a	n/a	0	n/a	n/a	0.00009831	NP Inter (normality) 1 of 2
pH (S.U.)	GWC-12	7.1	4.21	8/2/2023	4.79	No	240	n/a	n/a	0	n/a	n/a	0.00009831	NP Inter (normality) 1 of 2
pH (S.U.)	GWC-19	7.1	4.21	8/2/2023	5.42	No	240	n/a	n/a	0	n/a	n/a	0.00009831	NP Inter (normality) 1 of 2
pH (S.U.)	GWC-20	7.1	4.21	8/2/2023	4.72	No	240	n/a	n/a	0	n/a	n/a	0.00009831	NP Inter (normality) 1 of 2
pH (S.U.)	GWC-21	7.1	4.21	8/3/2023	4.61	No	240	n/a	n/a	0	n/a	n/a	0.00009831	NP Inter (normality) 1 of 2
pH (S.U.)	GWC-23	7.1	4.21	8/3/2023	5.13	No	240	n/a	n/a	0	n/a	n/a	0.00009831	NP Inter (normality) 1 of 2
pH (S.U.)	GWC-9	7.1	4.21	8/2/2023	5.16	No	240	n/a	n/a	0	n/a	n/a	0.00009831	NP Inter (normality) 1 of 2
Total Dissolved Solids (mg/L)	GWC-1	150	n/a	8/2/2023	35	No	220	n/a	n/a	10	n/a	n/a	0.00004916	NP Inter (normality) 1 of 2
Total Dissolved Solids (mg/L)	GWC-10	150	n/a	8/2/2023	130	No	220	n/a	n/a	10	n/a	n/a	0.00004916	NP Inter (normality) 1 of 2
Total Dissolved Solids (mg/L)	GWC-11	150	n/a	8/2/2023	79	No	220	n/a	n/a	10	n/a	n/a	0.00004916	NP Inter (normality) 1 of 2
Total Dissolved Solids (mg/L)	GWC-12	150	n/a	8/2/2023	28	No	220	n/a	n/a	10	n/a	n/a	0.00004916	NP Inter (normality) 1 of 2
Total Dissolved Solids (mg/L)	GWC-19	150	n/a	8/2/2023	51	No	220	n/a	n/a	10	n/a	n/a	0.00004916	NP Inter (normality) 1 of 2
Total Dissolved Solids (mg/L)	GWC-20	150	n/a	8/2/2023	36	No	220	n/a	n/a	10	n/a	n/a	0.00004916	NP Inter (normality) 1 of 2
Total Dissolved Solids (mg/L)	GWC-21	150	n/a	8/3/2023	30	No	220	n/a	n/a	10	n/a	n/a	0.00004916	NP Inter (normality) 1 of 2
Total Dissolved Solids (mg/L)	GWC-23	150	n/a	8/3/2023	36	No	220	n/a	n/a	10	n/a	n/a	0.00004916	NP Inter (normality) 1 of 2
Total Dissolved Solids (mg/L)	GWC-9	150	n/a	8/2/2023	45	No	220	n/a	n/a	10	n/a	n/a	0.00004916	NP Inter (normality) 1 of 2

# Table of Contents

Figure A. Time Series	24
Figure B. Box Plots	201
Figure C. Outlier Summary	225
Figure D. Appendix I Intrawell Prediction Limits	228
Figure E. Appendix III Intrawell Prediction Limits	524
Figure F. Appendix III Interwell Prediction Limits	550

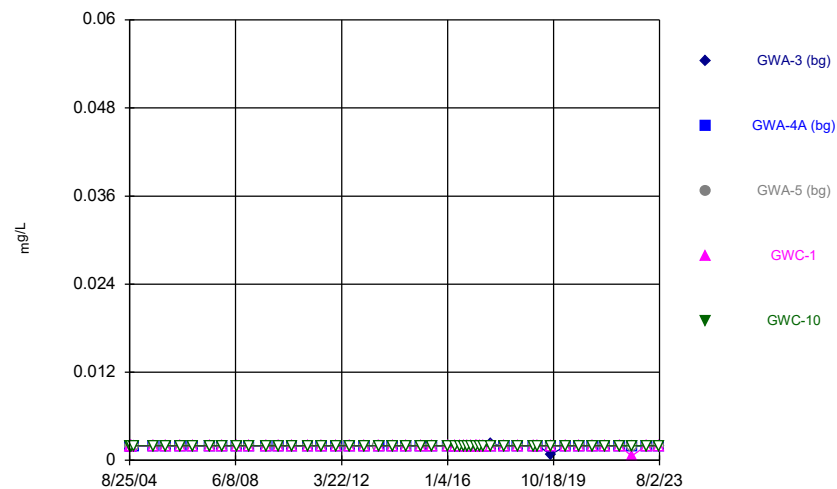
FIGURE A.

### Time Series



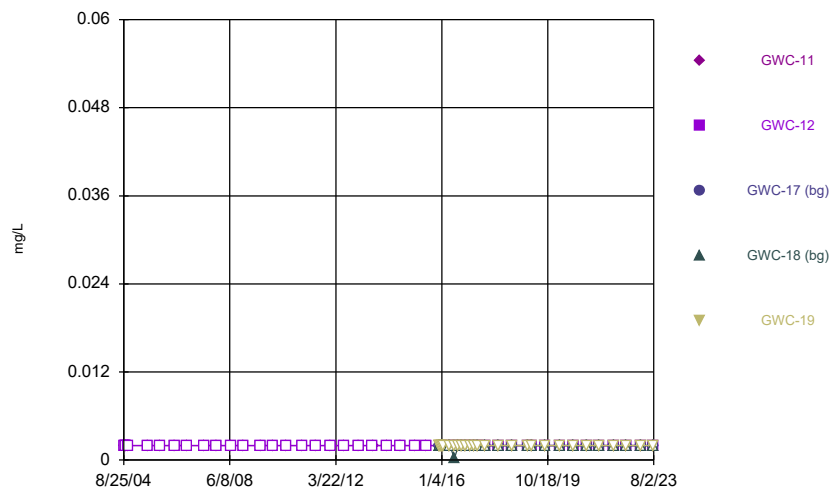
Constituent: Antimony Analysis Run 9/13/2023 2:42 PM View: Constituents View  
Plant McIntosh Client: Southern Company Data: McIntosh LF4 CCR

### Time Series



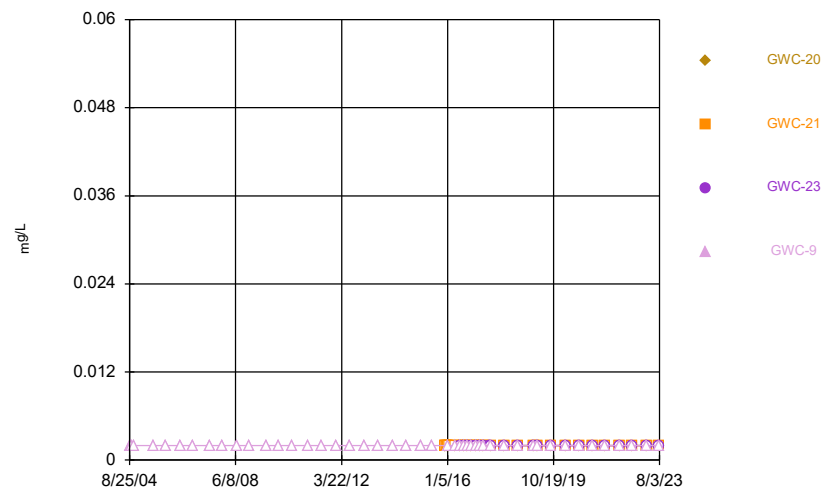
Constituent: Antimony Analysis Run 9/13/2023 2:42 PM View: Constituents View  
Plant McIntosh Client: Southern Company Data: McIntosh LF4 CCR

### Time Series



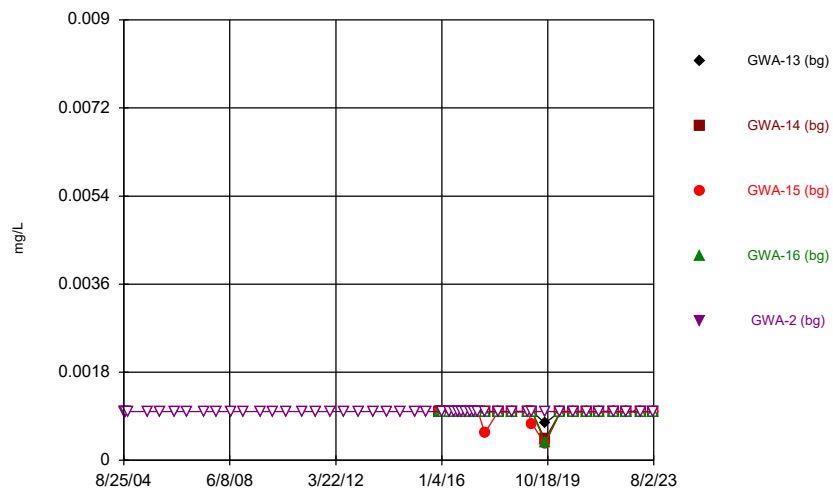
Constituent: Antimony Analysis Run 9/13/2023 2:42 PM View: Constituents View  
Plant McIntosh Client: Southern Company Data: McIntosh LF4 CCR

### Time Series



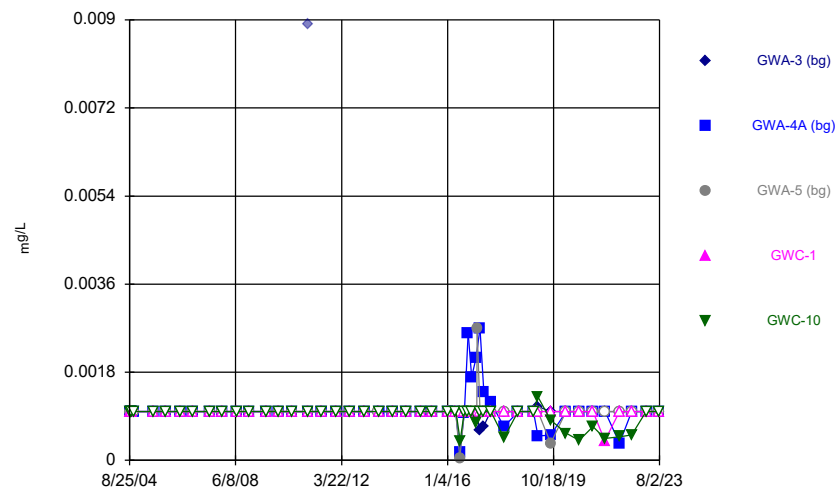
Constituent: Antimony Analysis Run 9/13/2023 2:42 PM View: Constituents View  
Plant McIntosh Client: Southern Company Data: McIntosh LF4 CCR

### Time Series



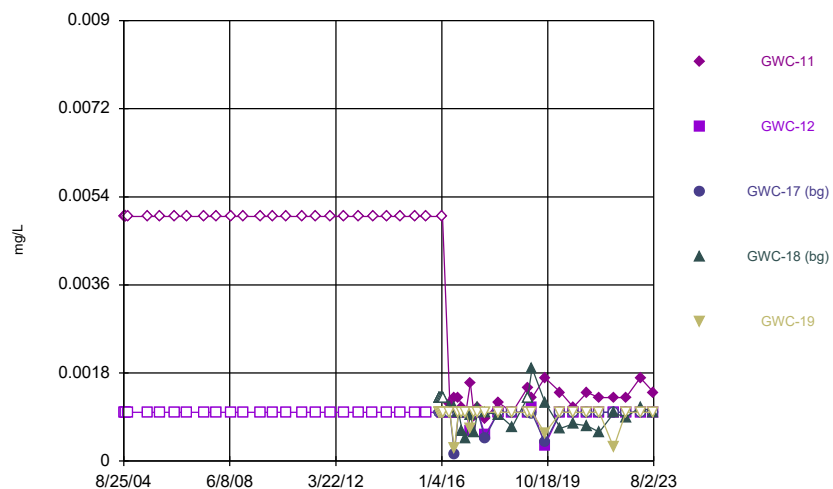
Constituent: Arsenic Analysis Run 9/13/2023 2:42 PM View: Constituents View  
Plant McIntosh Client: Southern Company Data: McIntosh LF4 CCR

### Time Series



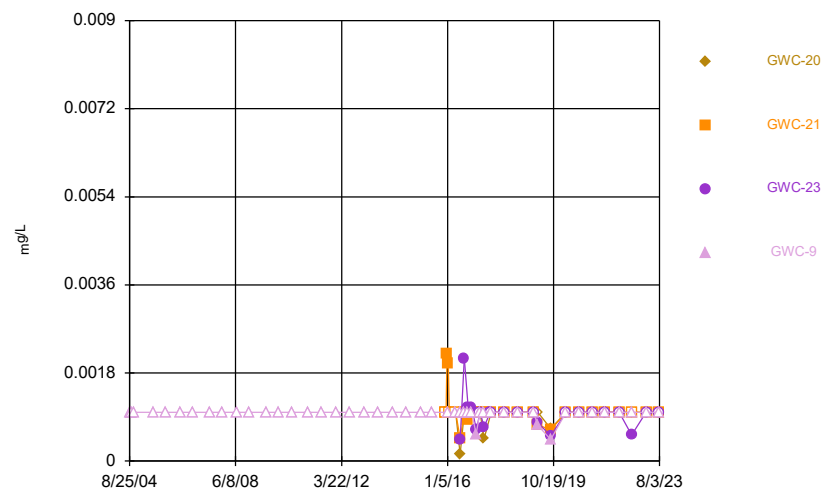
Constituent: Arsenic Analysis Run 9/13/2023 2:42 PM View: Constituents View  
Plant McIntosh Client: Southern Company Data: McIntosh LF4 CCR

### Time Series



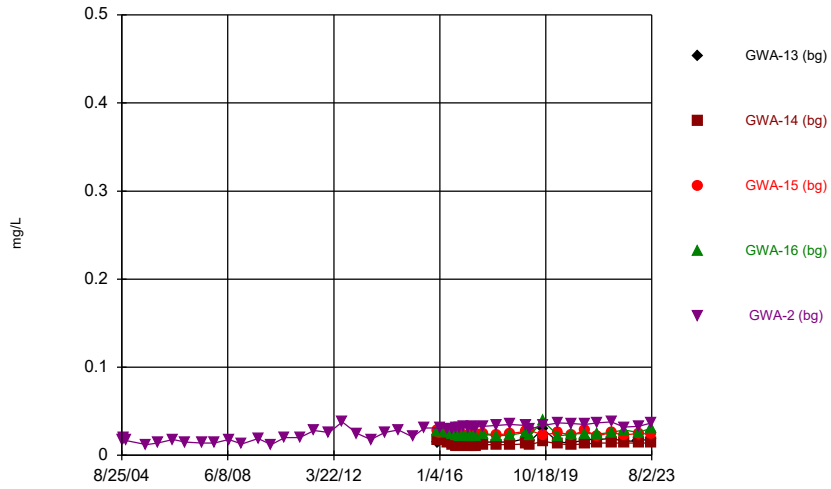
Constituent: Arsenic Analysis Run 9/13/2023 2:42 PM View: Constituents View  
Plant McIntosh Client: Southern Company Data: McIntosh LF4 CCR

### Time Series



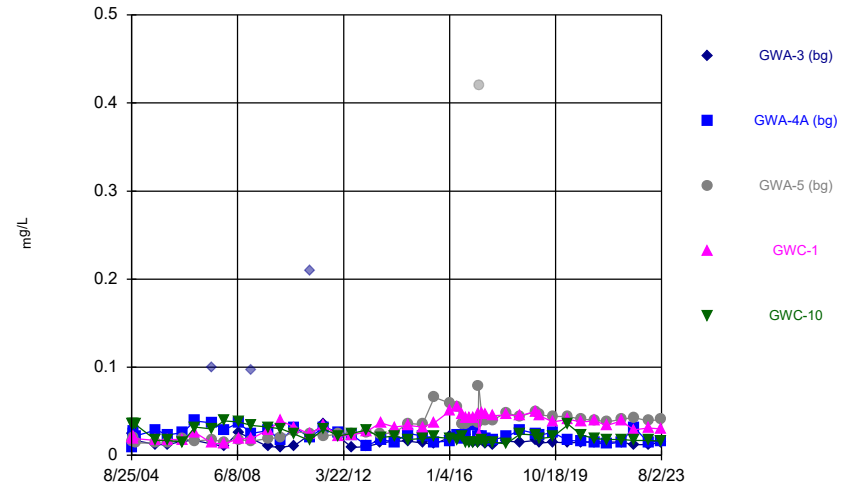
Constituent: Arsenic Analysis Run 9/13/2023 2:42 PM View: Constituents View  
Plant McIntosh Client: Southern Company Data: McIntosh LF4 CCR

Time Series



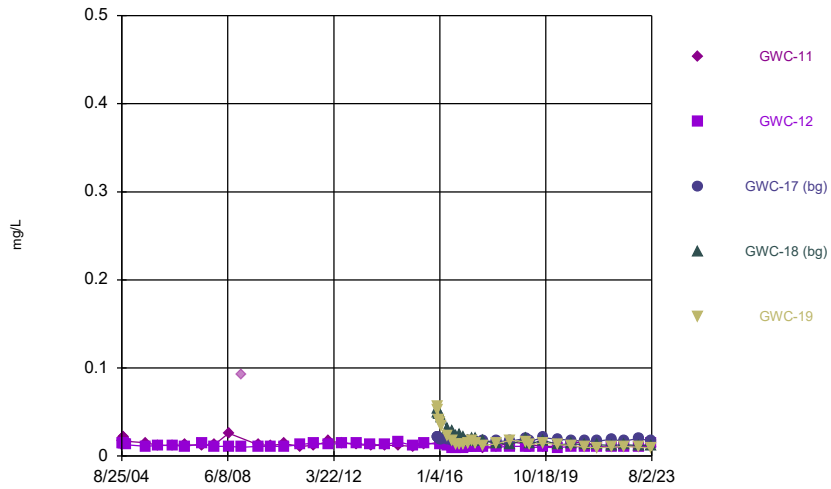
Constituent: Barium Analysis Run 9/13/2023 2:42 PM View: Constituents View  
 Plant McIntosh Client: Southern Company Data: McIntosh LF4 CCR

Time Series



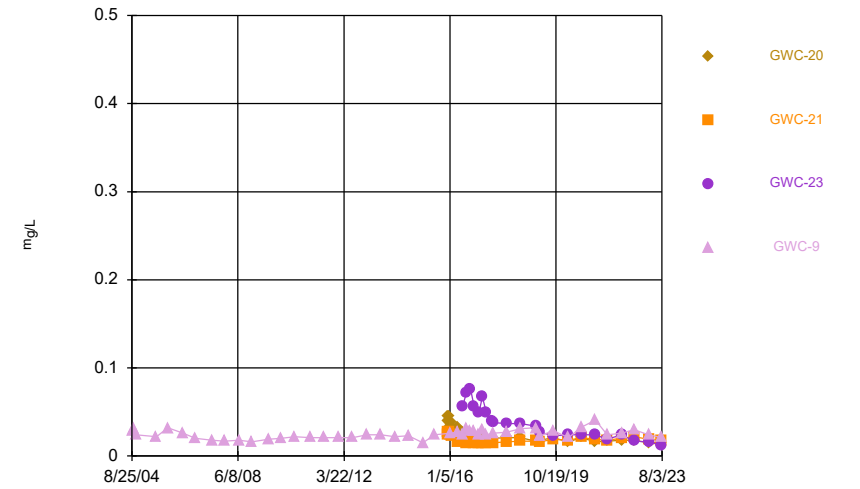
Constituent: Barium Analysis Run 9/13/2023 2:42 PM View: Constituents View  
 Plant McIntosh Client: Southern Company Data: McIntosh LF4 CCR

Time Series



Constituent: Barium Analysis Run 9/13/2023 2:42 PM View: Constituents View  
 Plant McIntosh Client: Southern Company Data: McIntosh LF4 CCR

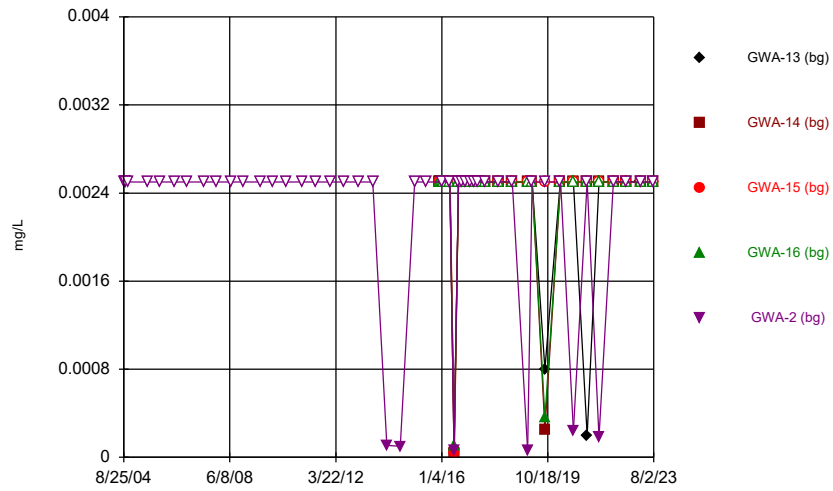
Time Series



Constituent: Barium Analysis Run 9/13/2023 2:42 PM View: Constituents View  
 Plant McIntosh Client: Southern Company Data: McIntosh LF4 CCR

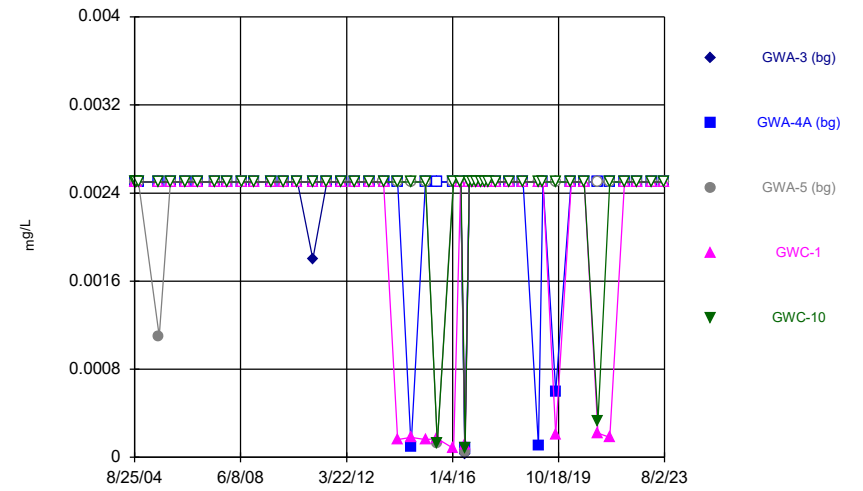


### Time Series



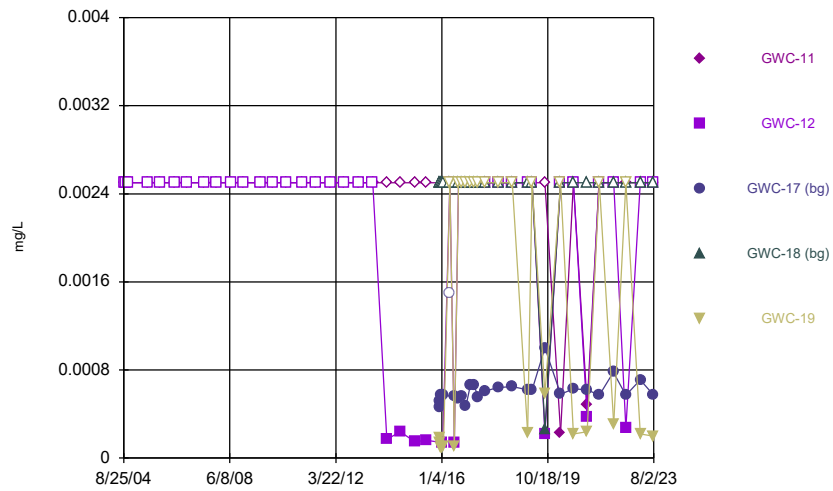
Constituent: Beryllium Analysis Run 9/13/2023 2:42 PM View: Constituents View  
Plant McIntosh Client: Southern Company Data: McIntosh LF4 CCR

### Time Series



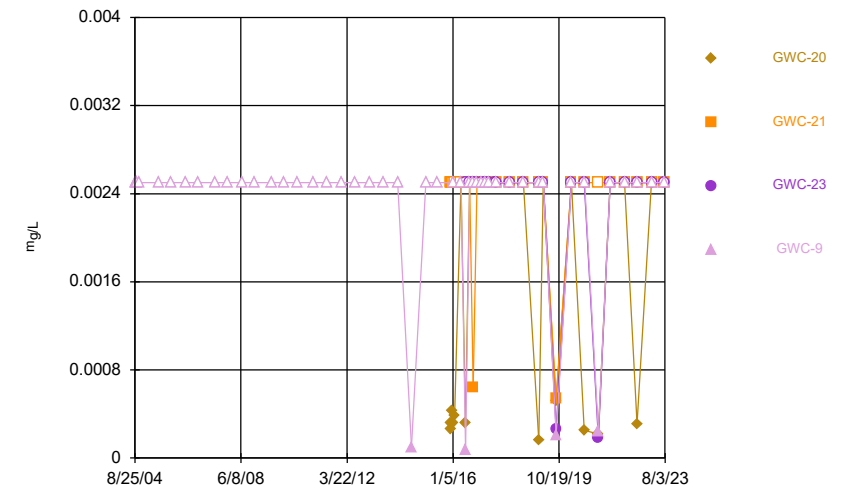
Constituent: Beryllium Analysis Run 9/13/2023 2:42 PM View: Constituents View  
Plant McIntosh Client: Southern Company Data: McIntosh LF4 CCR

### Time Series



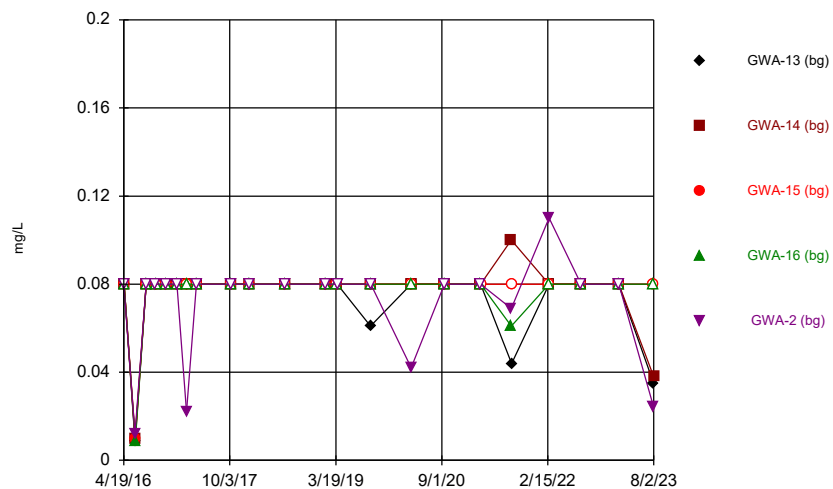
Constituent: Beryllium Analysis Run 9/13/2023 2:42 PM View: Constituents View  
Plant McIntosh Client: Southern Company Data: McIntosh LF4 CCR

### Time Series



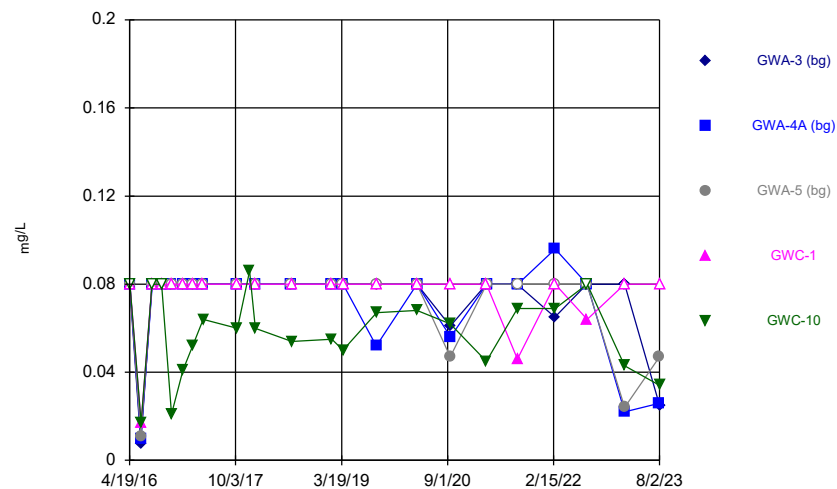
Constituent: Beryllium Analysis Run 9/13/2023 2:43 PM View: Constituents View  
Plant McIntosh Client: Southern Company Data: McIntosh LF4 CCR

### Time Series



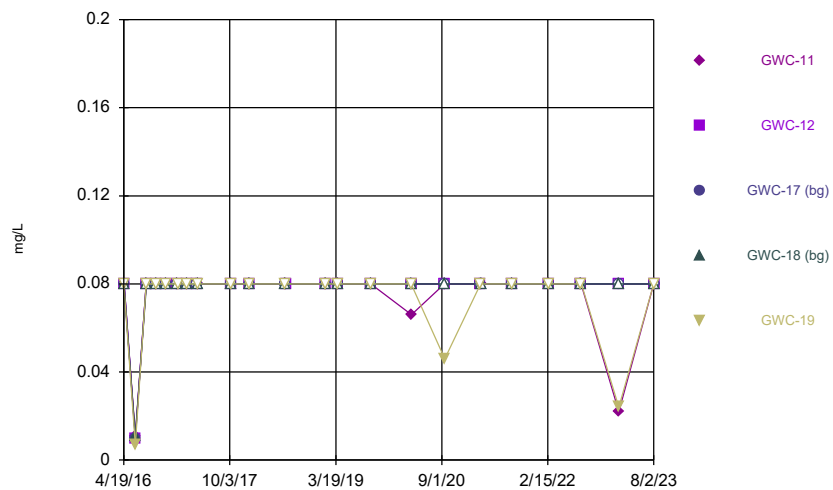
Constituent: Boron Analysis Run 9/13/2023 2:43 PM View: Constituents View  
Plant McIntosh Client: Southern Company Data: McIntosh LF4 CCR

### Time Series



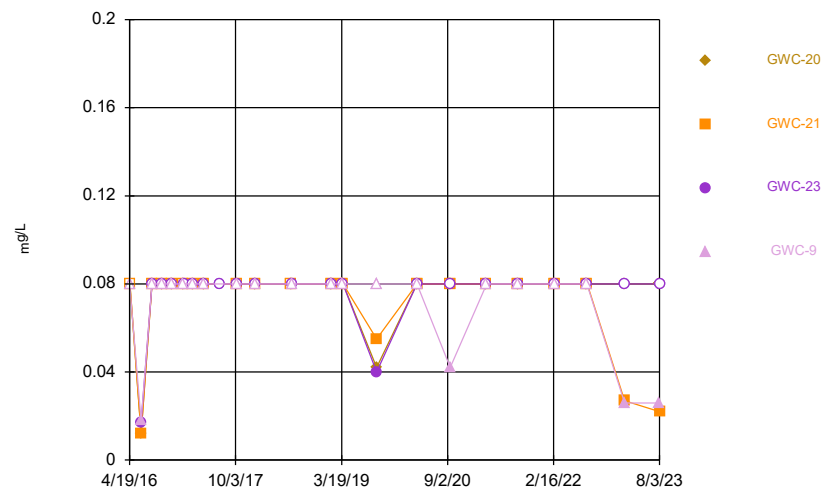
Constituent: Boron Analysis Run 9/13/2023 2:43 PM View: Constituents View  
Plant McIntosh Client: Southern Company Data: McIntosh LF4 CCR

### Time Series



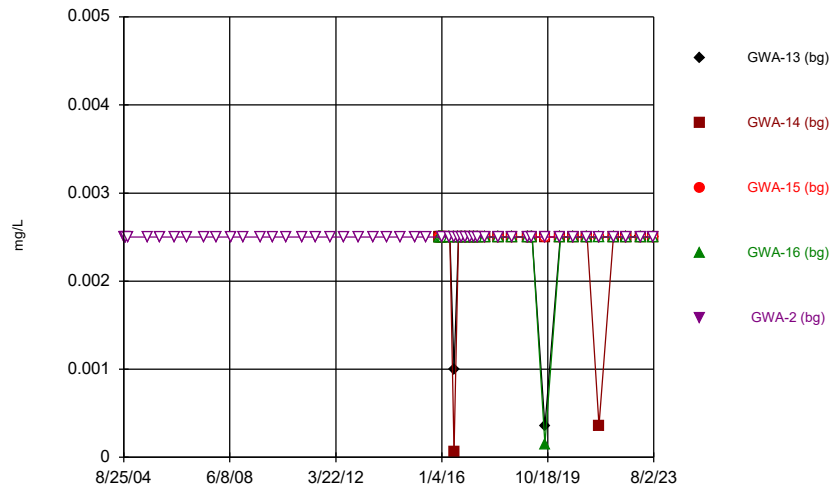
Constituent: Boron Analysis Run 9/13/2023 2:43 PM View: Constituents View  
Plant McIntosh Client: Southern Company Data: McIntosh LF4 CCR

### Time Series



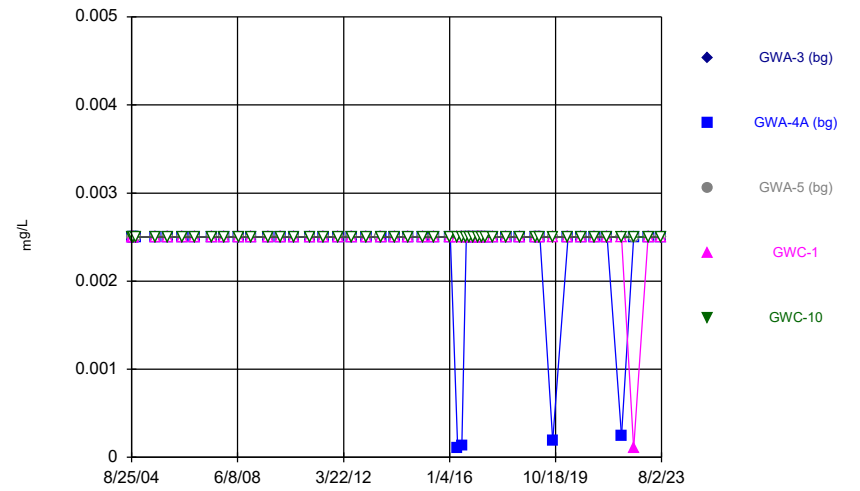
Constituent: Boron Analysis Run 9/13/2023 2:43 PM View: Constituents View  
Plant McIntosh Client: Southern Company Data: McIntosh LF4 CCR

### Time Series



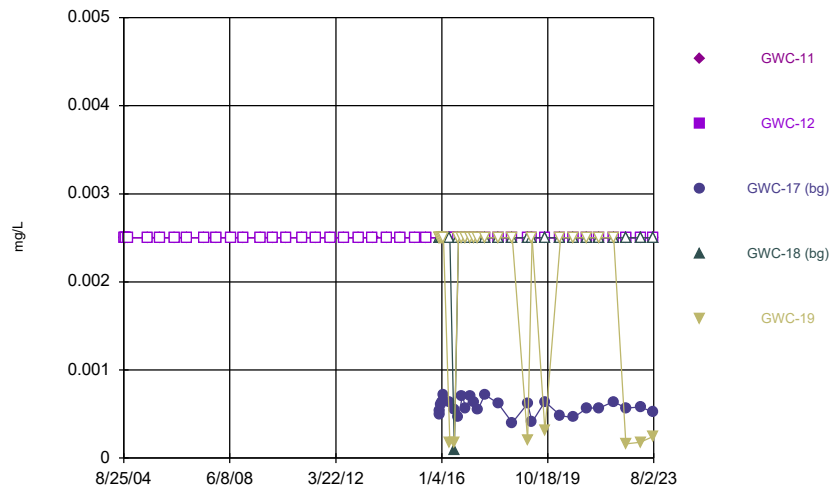
Constituent: Cadmium Analysis Run 9/13/2023 2:43 PM View: Constituents View  
Plant McIntosh Client: Southern Company Data: McIntosh LF4 CCR

### Time Series



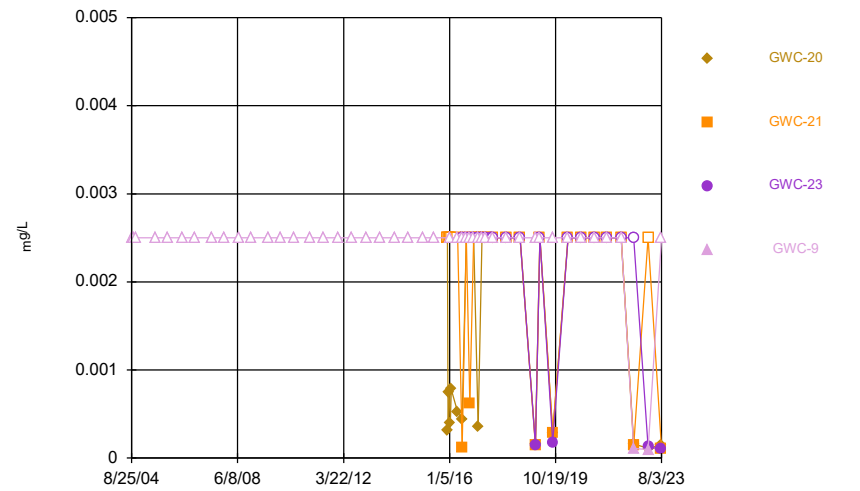
Constituent: Cadmium Analysis Run 9/13/2023 2:43 PM View: Constituents View  
Plant McIntosh Client: Southern Company Data: McIntosh LF4 CCR

### Time Series



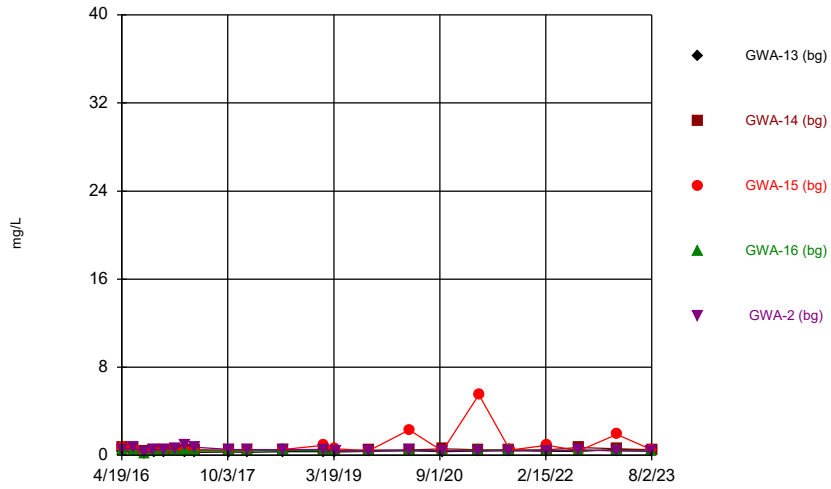
Constituent: Cadmium Analysis Run 9/13/2023 2:43 PM View: Constituents View  
Plant McIntosh Client: Southern Company Data: McIntosh LF4 CCR

### Time Series



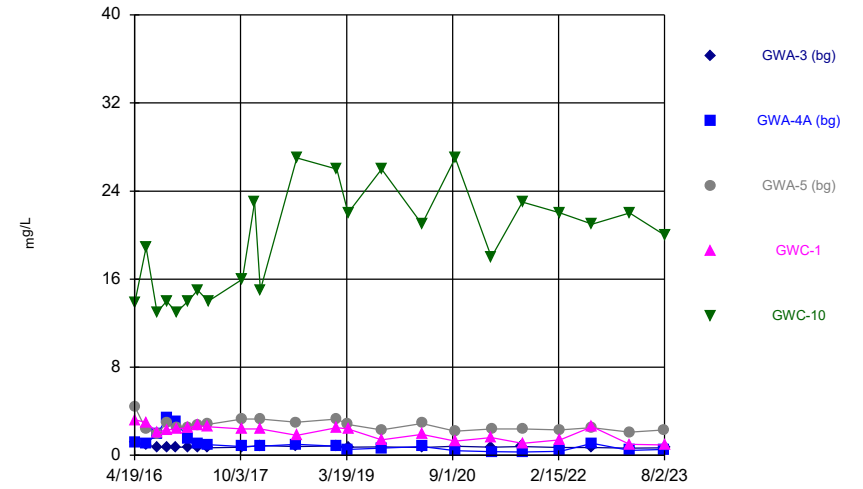
Constituent: Cadmium Analysis Run 9/13/2023 2:43 PM View: Constituents View  
Plant McIntosh Client: Southern Company Data: McIntosh LF4 CCR

### Time Series



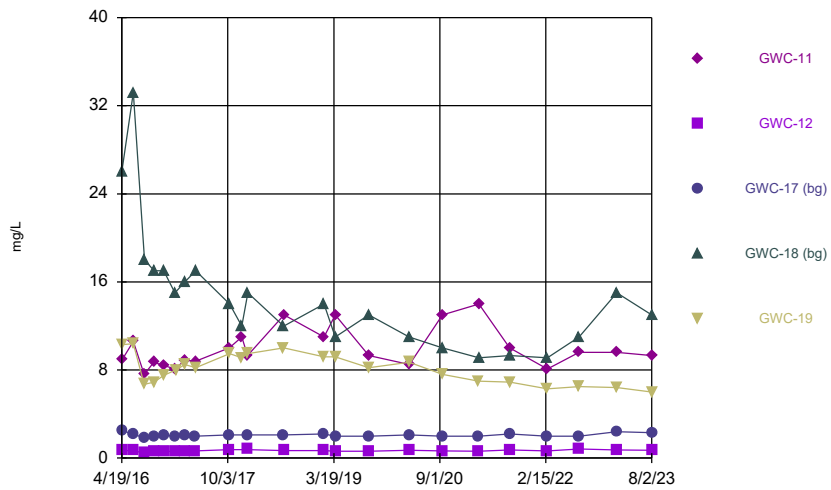
Constituent: Calcium Analysis Run 9/13/2023 2:43 PM View: Constituents View  
 Plant McIntosh Client: Southern Company Data: McIntosh LF4 CCR

### Time Series



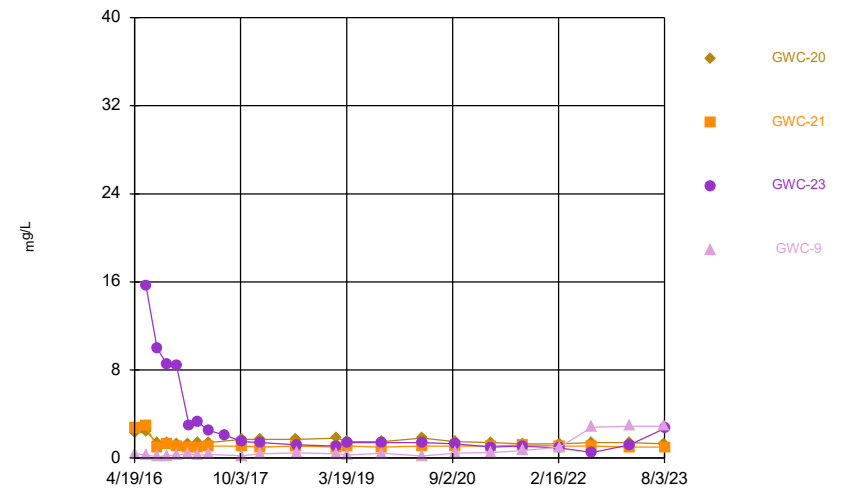
Constituent: Calcium Analysis Run 9/13/2023 2:43 PM View: Constituents View  
 Plant McIntosh Client: Southern Company Data: McIntosh LF4 CCR

### Time Series



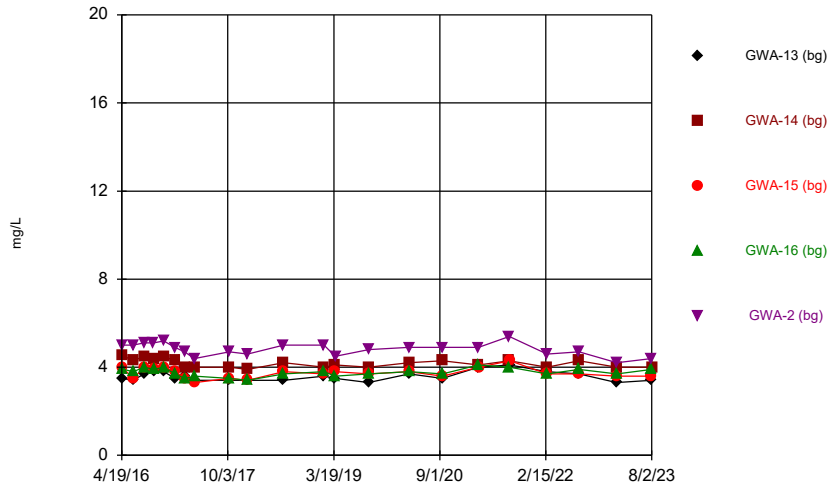
Constituent: Calcium Analysis Run 9/13/2023 2:43 PM View: Constituents View  
 Plant McIntosh Client: Southern Company Data: McIntosh LF4 CCR

### Time Series



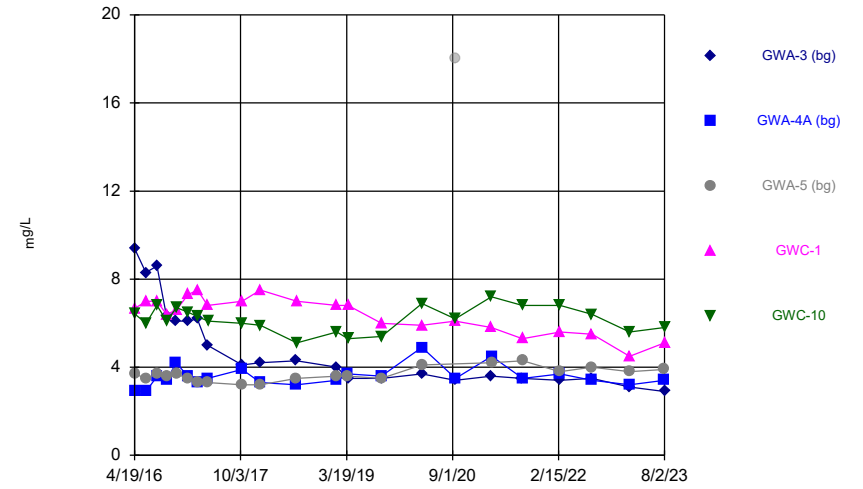
Constituent: Calcium Analysis Run 9/13/2023 2:43 PM View: Constituents View  
 Plant McIntosh Client: Southern Company Data: McIntosh LF4 CCR

Time Series



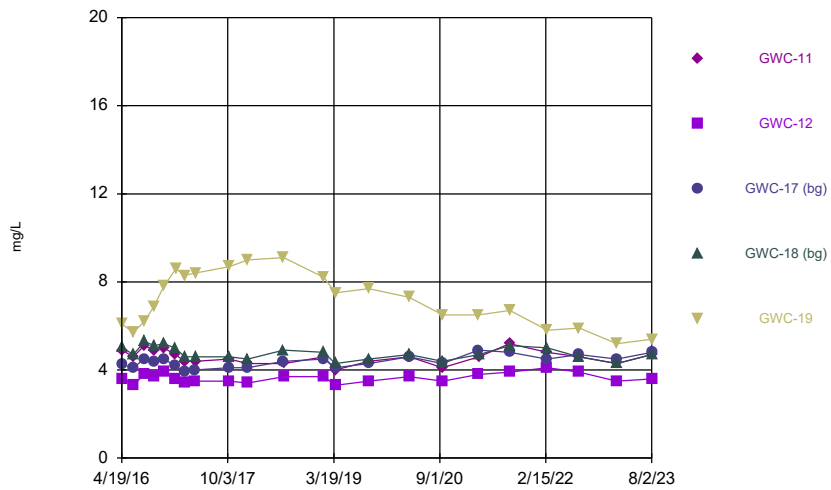
Constituent: Chloride Analysis Run 9/13/2023 2:43 PM View: Constituents View  
 Plant McIntosh Client: Southern Company Data: McIntosh LF4 CCR

Time Series



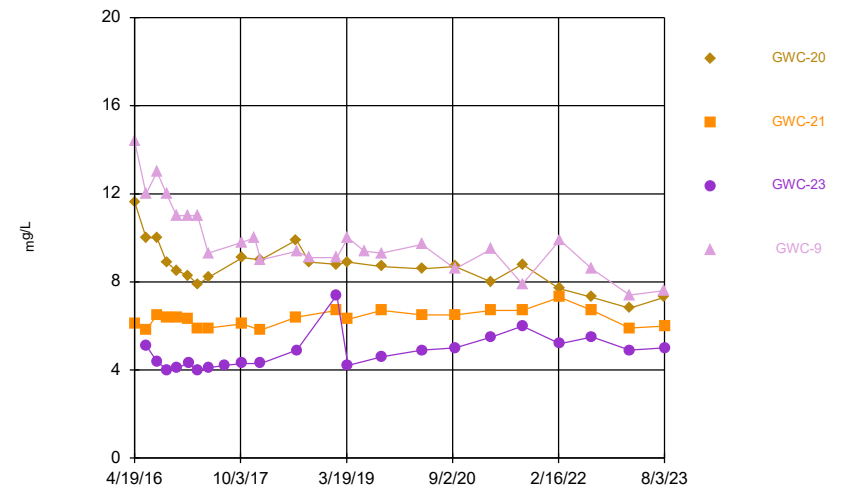
Constituent: Chloride Analysis Run 9/13/2023 2:43 PM View: Constituents View  
 Plant McIntosh Client: Southern Company Data: McIntosh LF4 CCR

Time Series



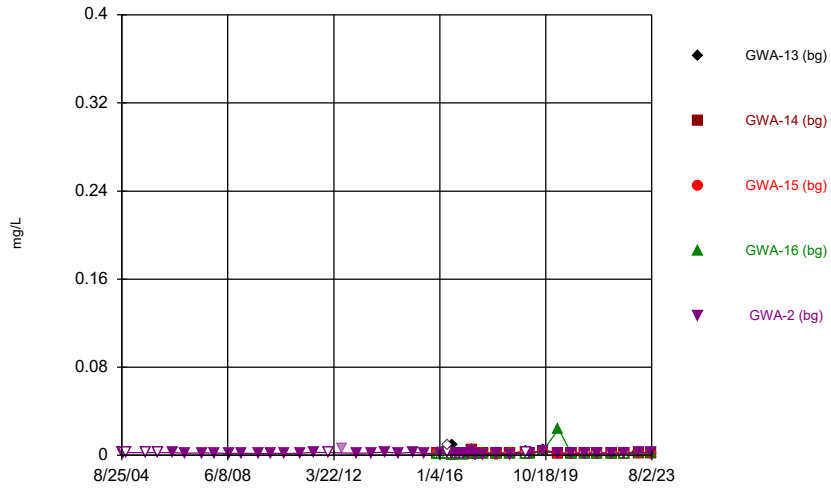
Constituent: Chloride Analysis Run 9/13/2023 2:43 PM View: Constituents View  
 Plant McIntosh Client: Southern Company Data: McIntosh LF4 CCR

Time Series



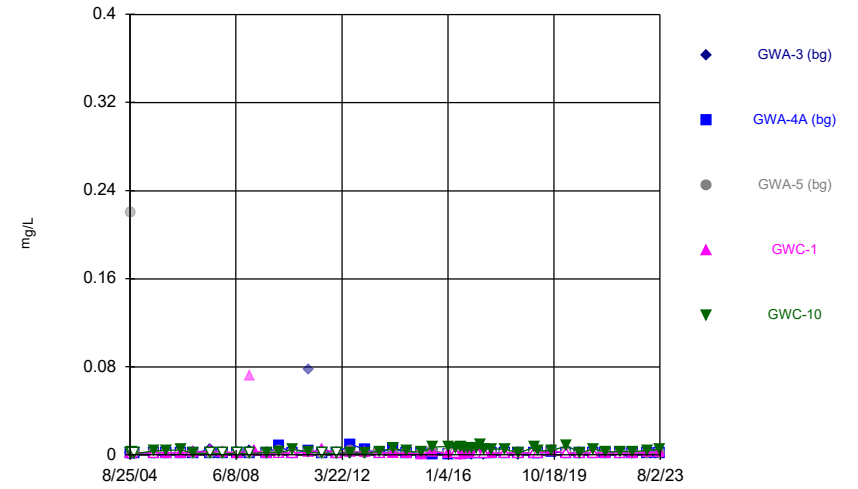
Constituent: Chloride Analysis Run 9/13/2023 2:43 PM View: Constituents View  
 Plant McIntosh Client: Southern Company Data: McIntosh LF4 CCR

### Time Series



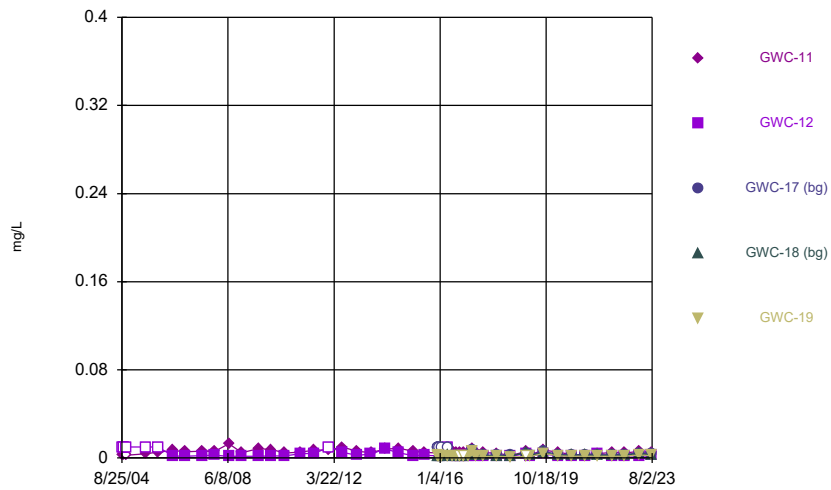
Constituent: Chromium Analysis Run 9/13/2023 2:43 PM View: Constituents View  
Plant McIntosh Client: Southern Company Data: McIntosh LF4 CCR

### Time Series



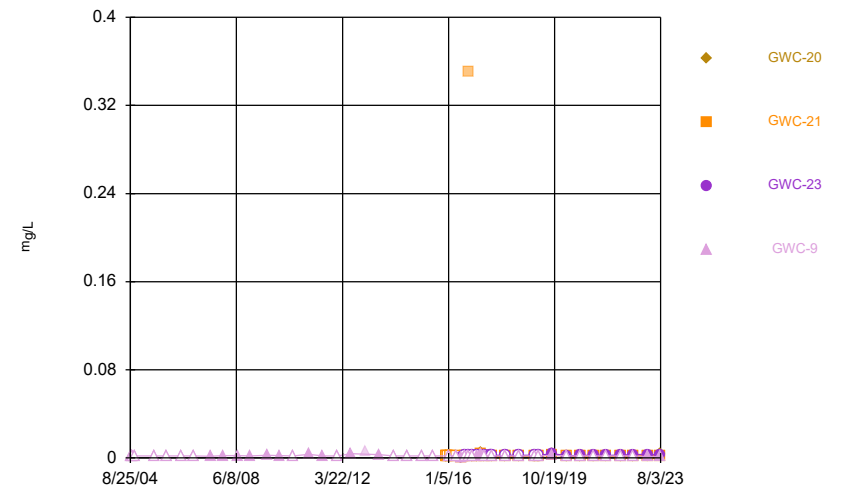
Constituent: Chromium Analysis Run 9/13/2023 2:43 PM View: Constituents View  
Plant McIntosh Client: Southern Company Data: McIntosh LF4 CCR

### Time Series



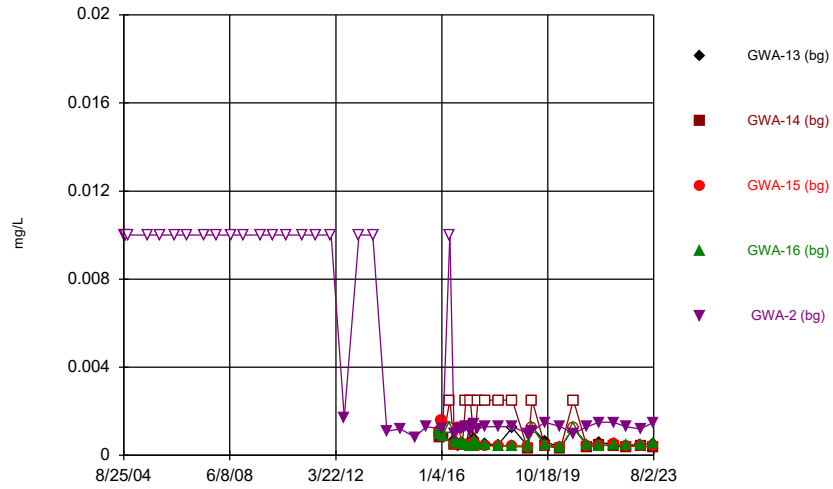
Constituent: Chromium Analysis Run 9/13/2023 2:43 PM View: Constituents View  
Plant McIntosh Client: Southern Company Data: McIntosh LF4 CCR

### Time Series



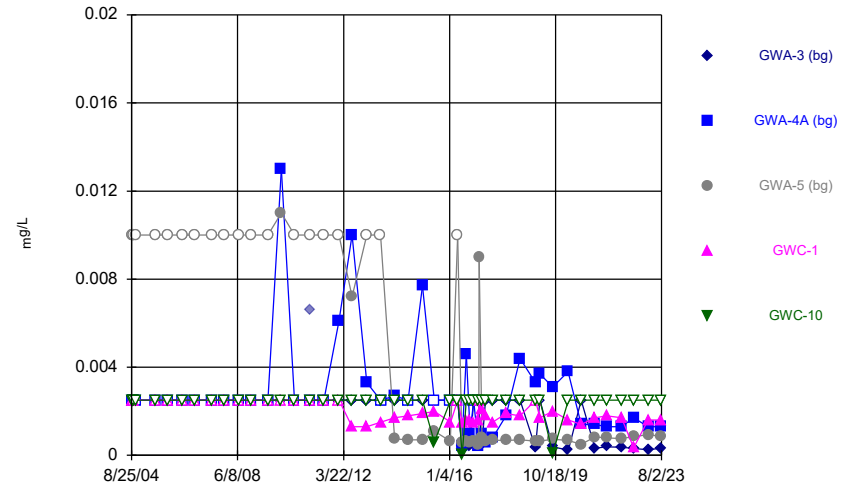
Constituent: Chromium Analysis Run 9/13/2023 2:43 PM View: Constituents View  
Plant McIntosh Client: Southern Company Data: McIntosh LF4 CCR

### Time Series



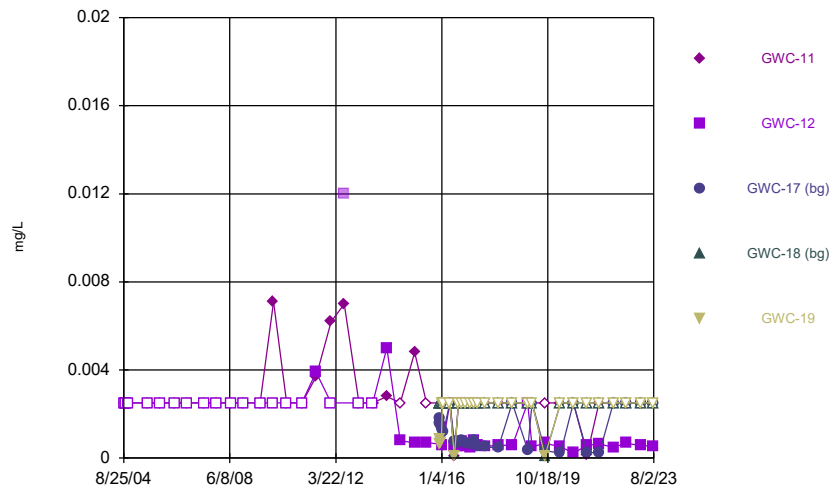
Constituent: Cobalt Analysis Run 9/13/2023 2:43 PM View: Constituents View  
Plant McIntosh Client: Southern Company Data: McIntosh LF4 CCR

### Time Series



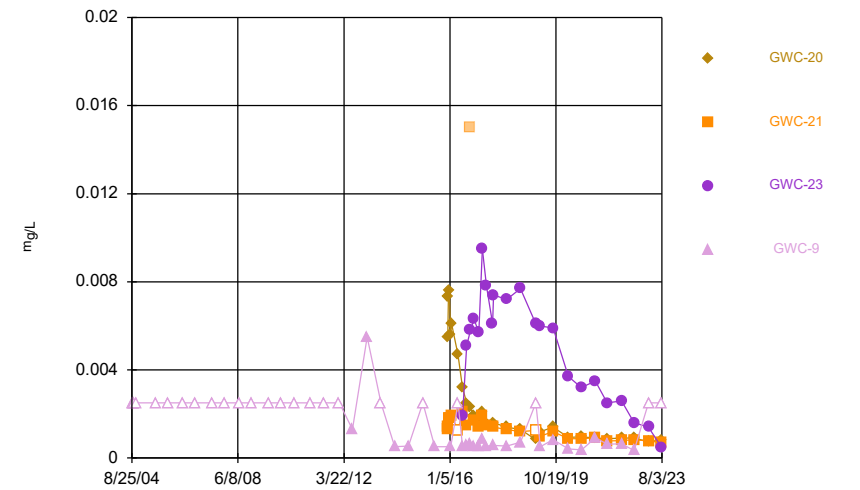
Constituent: Cobalt Analysis Run 9/13/2023 2:43 PM View: Constituents View  
Plant McIntosh Client: Southern Company Data: McIntosh LF4 CCR

### Time Series



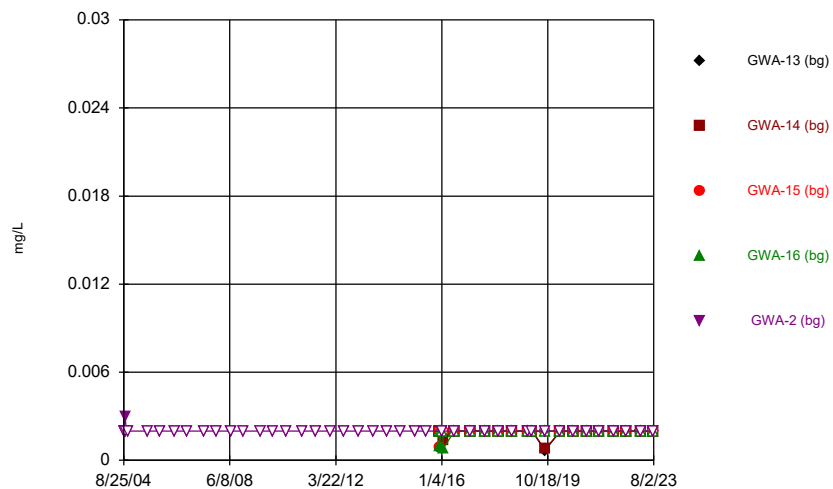
Constituent: Cobalt Analysis Run 9/13/2023 2:43 PM View: Constituents View  
Plant McIntosh Client: Southern Company Data: McIntosh LF4 CCR

### Time Series



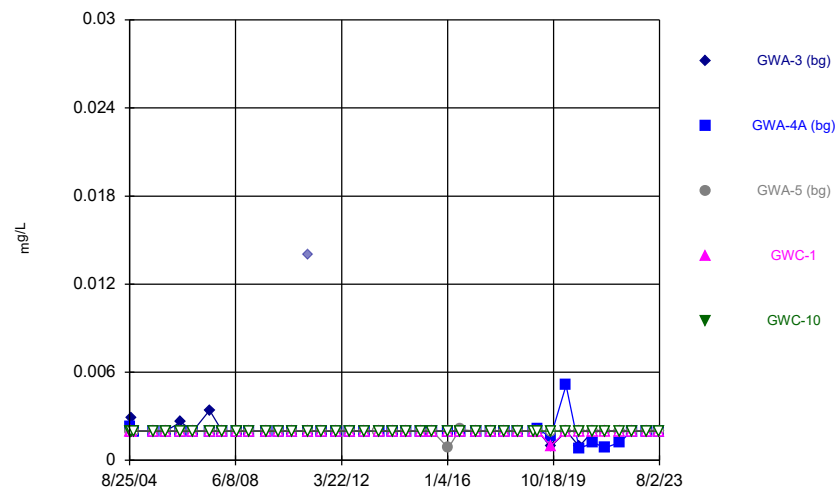
Constituent: Cobalt Analysis Run 9/13/2023 2:43 PM View: Constituents View  
Plant McIntosh Client: Southern Company Data: McIntosh LF4 CCR

### Time Series



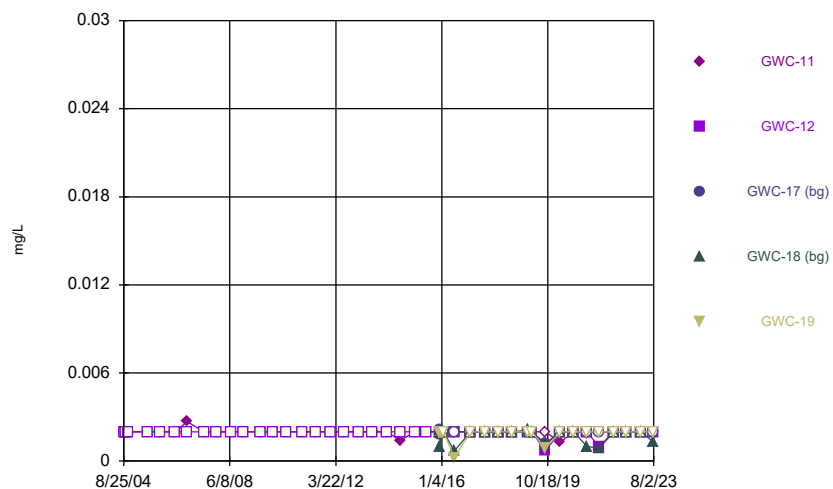
Constituent: Copper Analysis Run 9/13/2023 2:43 PM View: Constituents View  
Plant McIntosh Client: Southern Company Data: McIntosh LF4 CCR

### Time Series



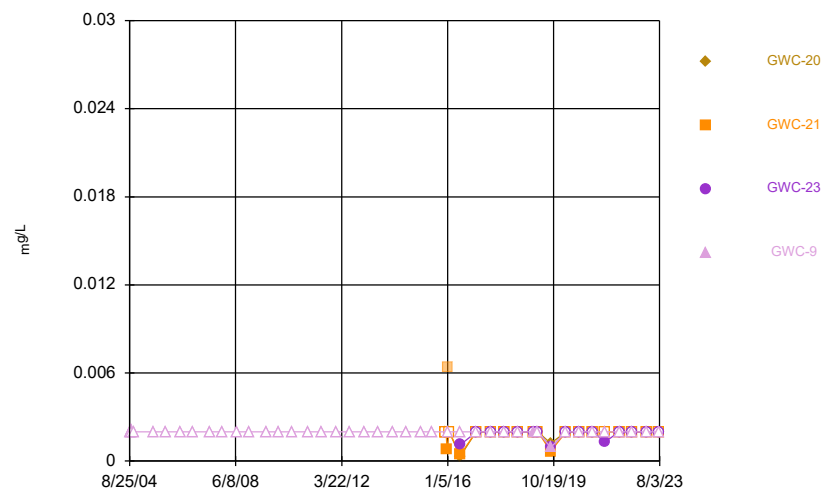
Constituent: Copper Analysis Run 9/13/2023 2:43 PM View: Constituents View  
Plant McIntosh Client: Southern Company Data: McIntosh LF4 CCR

### Time Series



Constituent: Copper Analysis Run 9/13/2023 2:43 PM View: Constituents View  
Plant McIntosh Client: Southern Company Data: McIntosh LF4 CCR

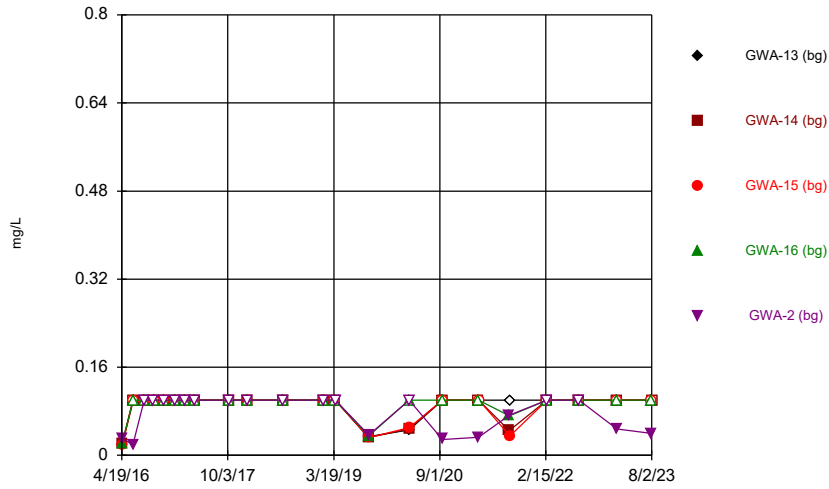
### Time Series



Constituent: Copper Analysis Run 9/13/2023 2:43 PM View: Constituents View  
Plant McIntosh Client: Southern Company Data: McIntosh LF4 CCR

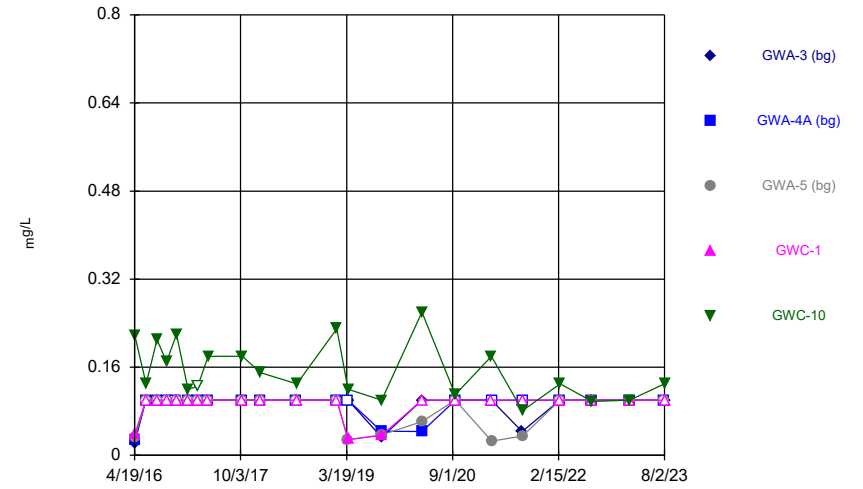


### Time Series



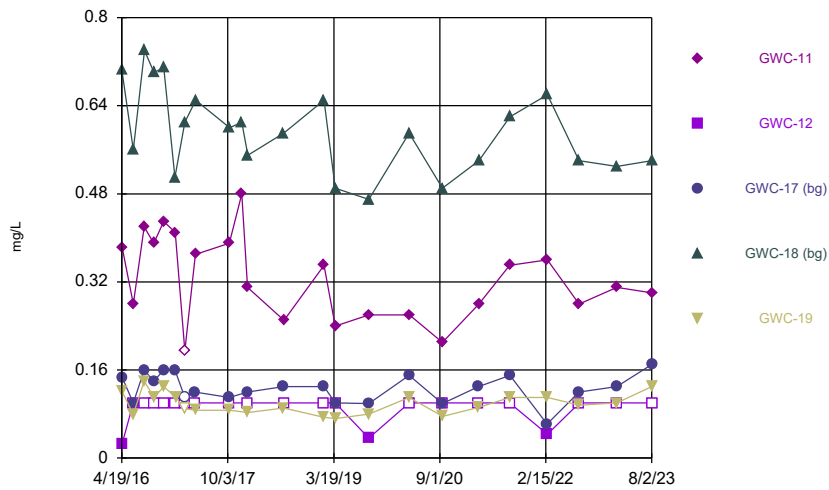
Constituent: Fluoride Analysis Run 9/13/2023 2:43 PM View: Constituents View  
Plant McIntosh Client: Southern Company Data: McIntosh LF4 CCR

### Time Series



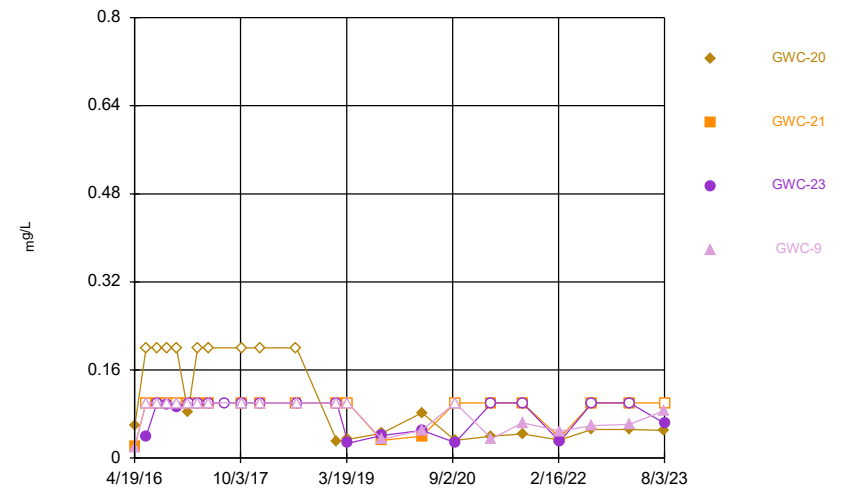
Constituent: Fluoride Analysis Run 9/13/2023 2:43 PM View: Constituents View  
Plant McIntosh Client: Southern Company Data: McIntosh LF4 CCR

### Time Series



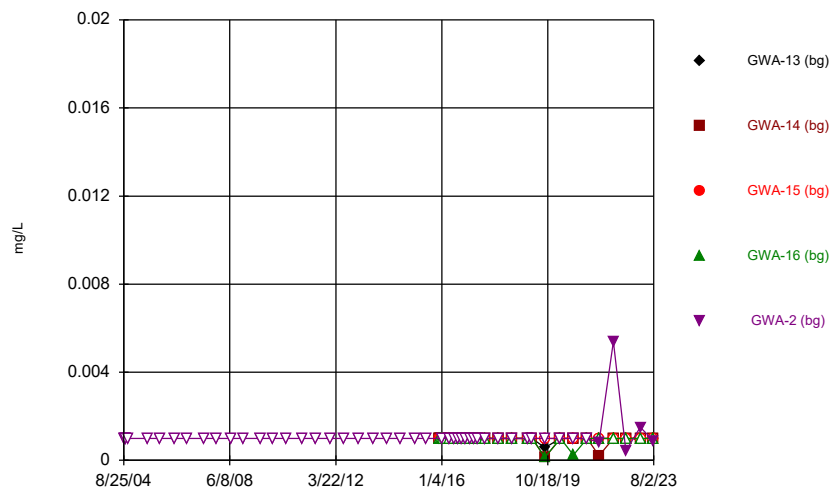
Constituent: Fluoride Analysis Run 9/13/2023 2:43 PM View: Constituents View  
Plant McIntosh Client: Southern Company Data: McIntosh LF4 CCR

### Time Series



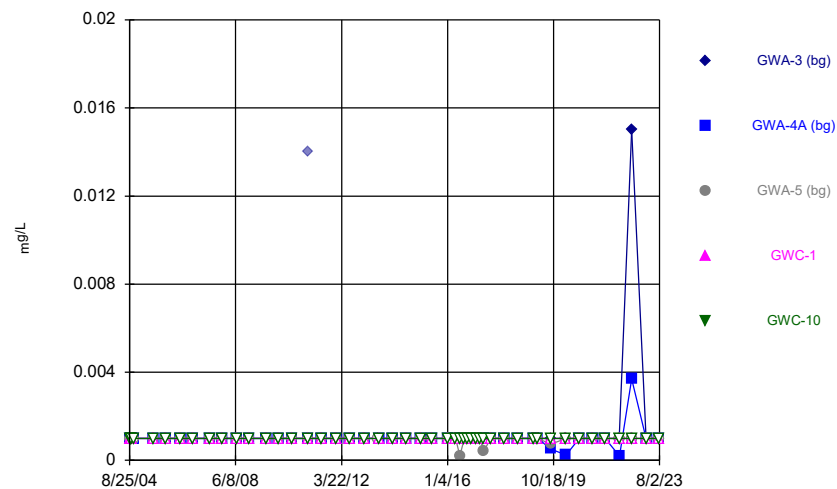
Constituent: Fluoride Analysis Run 9/13/2023 2:43 PM View: Constituents View  
Plant McIntosh Client: Southern Company Data: McIntosh LF4 CCR

### Time Series



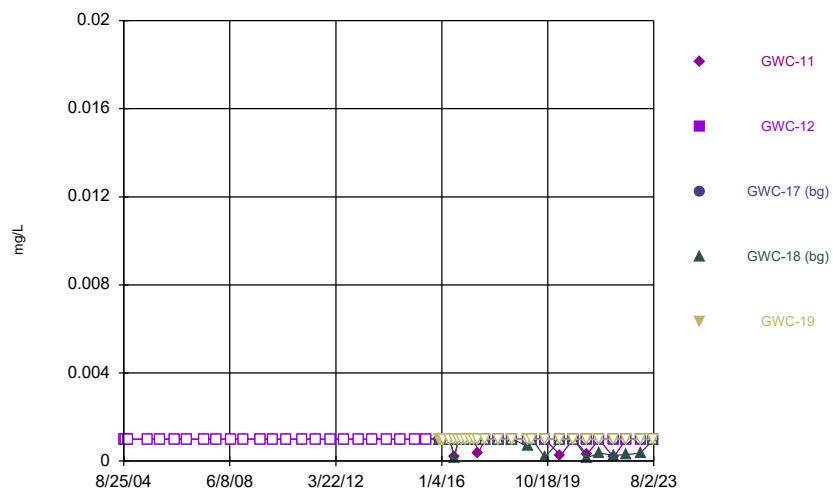
Constituent: Lead Analysis Run 9/13/2023 2:43 PM View: Constituents View  
Plant McIntosh Client: Southern Company Data: McIntosh LF4 CCR

### Time Series



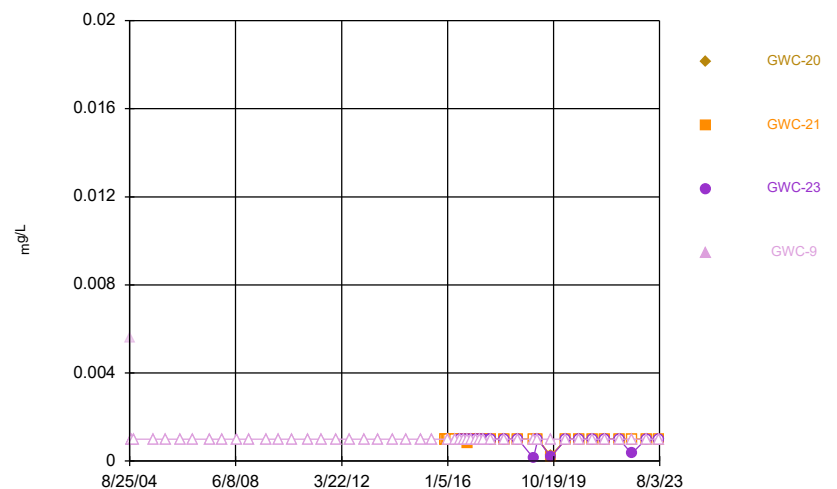
Constituent: Lead Analysis Run 9/13/2023 2:44 PM View: Constituents View  
Plant McIntosh Client: Southern Company Data: McIntosh LF4 CCR

### Time Series



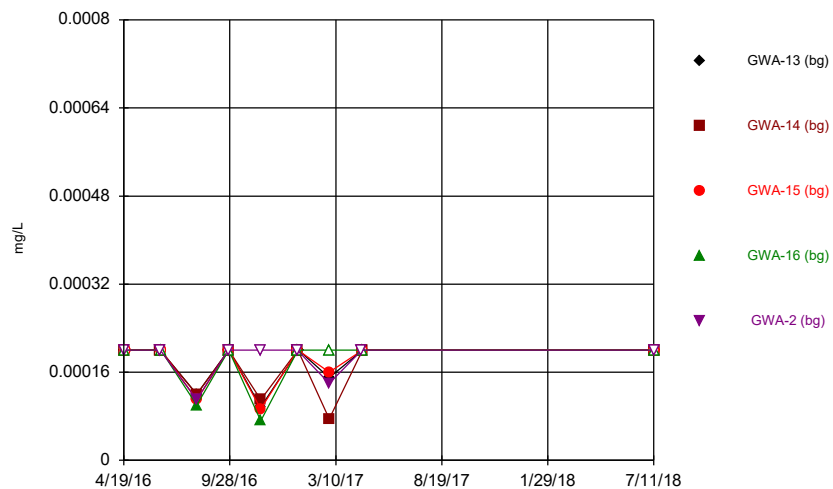
Constituent: Lead Analysis Run 9/13/2023 2:44 PM View: Constituents View  
Plant McIntosh Client: Southern Company Data: McIntosh LF4 CCR

### Time Series



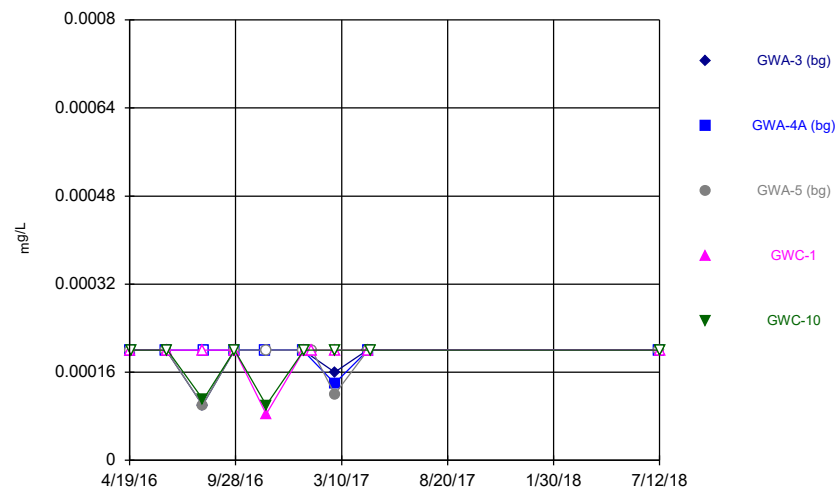
Constituent: Lead Analysis Run 9/13/2023 2:44 PM View: Constituents View  
Plant McIntosh Client: Southern Company Data: McIntosh LF4 CCR

Time Series



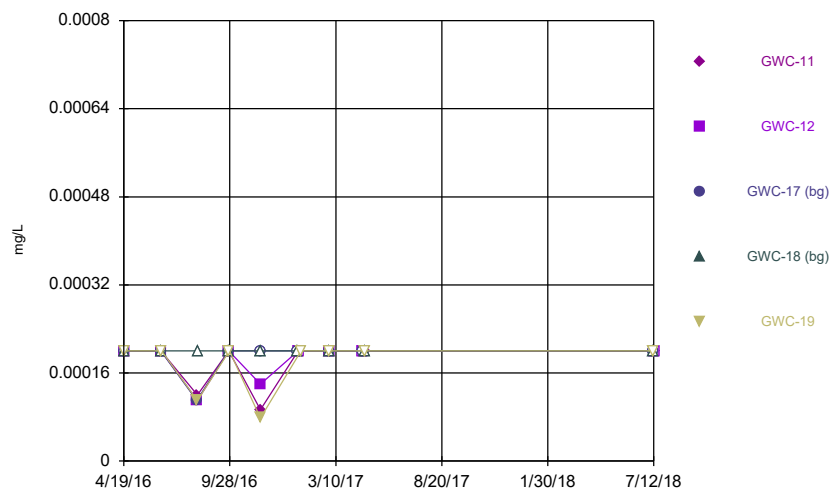
Constituent: Mercury Analysis Run 9/13/2023 2:44 PM View: Constituents View  
Plant McIntosh Client: Southern Company Data: McIntosh LF4 CCR

Time Series



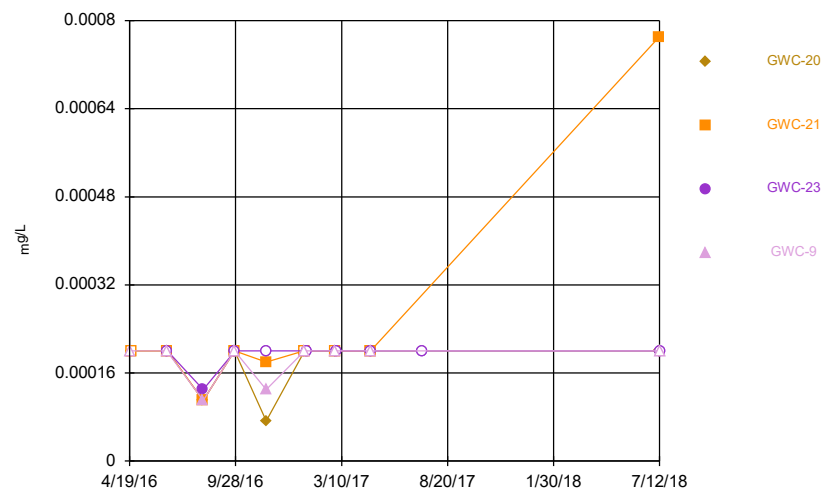
Constituent: Mercury Analysis Run 9/13/2023 2:44 PM View: Constituents View  
Plant McIntosh Client: Southern Company Data: McIntosh LF4 CCR

Time Series



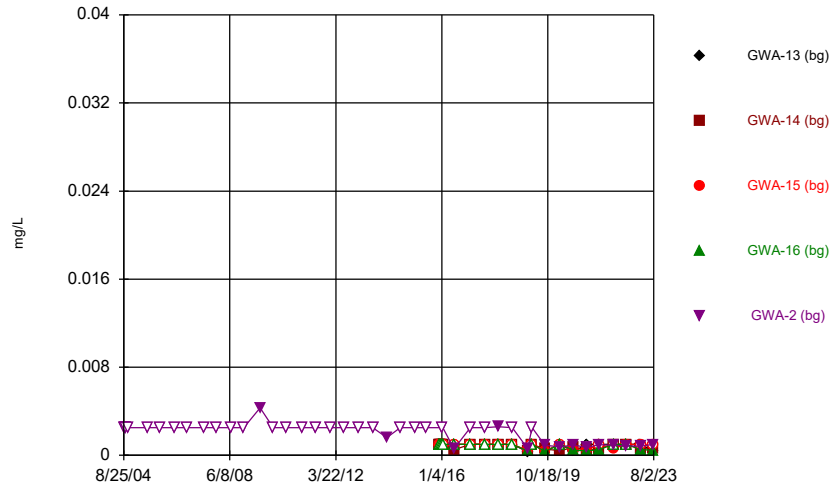
Constituent: Mercury Analysis Run 9/13/2023 2:44 PM View: Constituents View  
Plant McIntosh Client: Southern Company Data: McIntosh LF4 CCR

Time Series



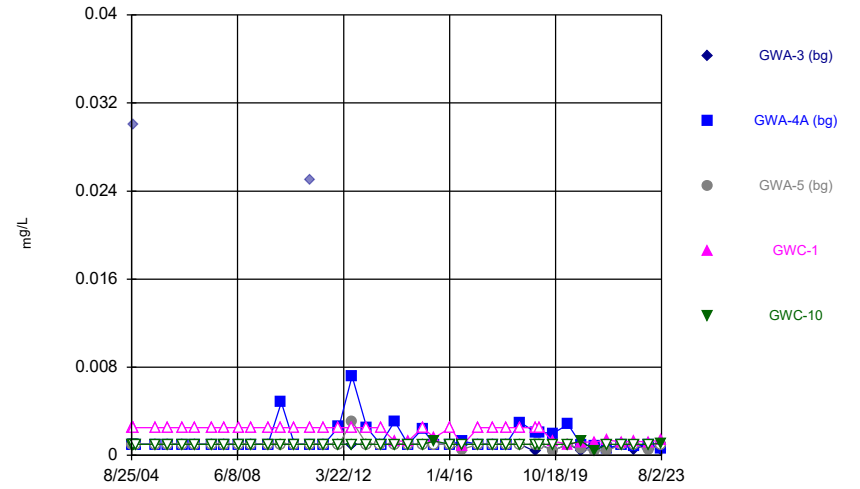
Constituent: Mercury Analysis Run 9/13/2023 2:44 PM View: Constituents View  
Plant McIntosh Client: Southern Company Data: McIntosh LF4 CCR

### Time Series



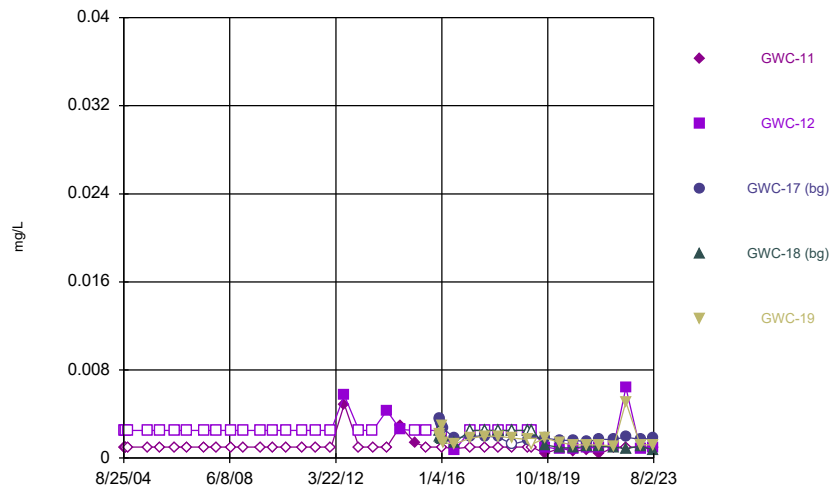
Constituent: Nickel Analysis Run 9/13/2023 2:44 PM View: Constituents View  
Plant McIntosh Client: Southern Company Data: McIntosh LF4 CCR

### Time Series



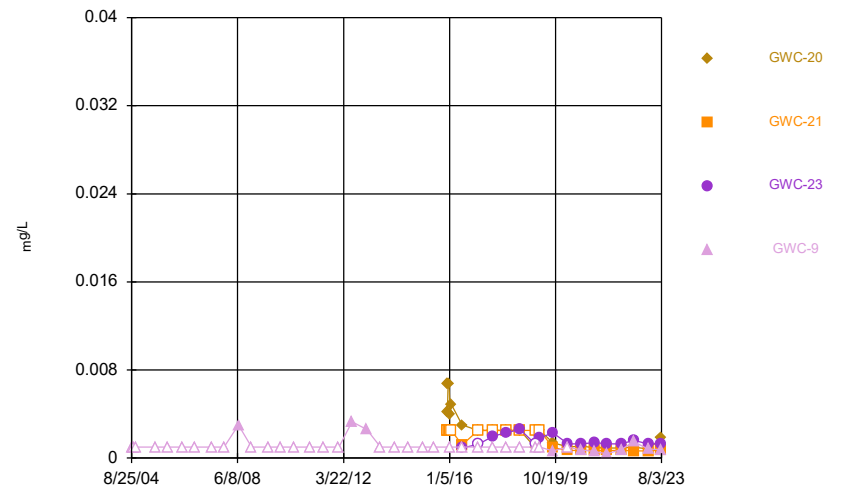
Constituent: Nickel Analysis Run 9/13/2023 2:44 PM View: Constituents View  
Plant McIntosh Client: Southern Company Data: McIntosh LF4 CCR

### Time Series



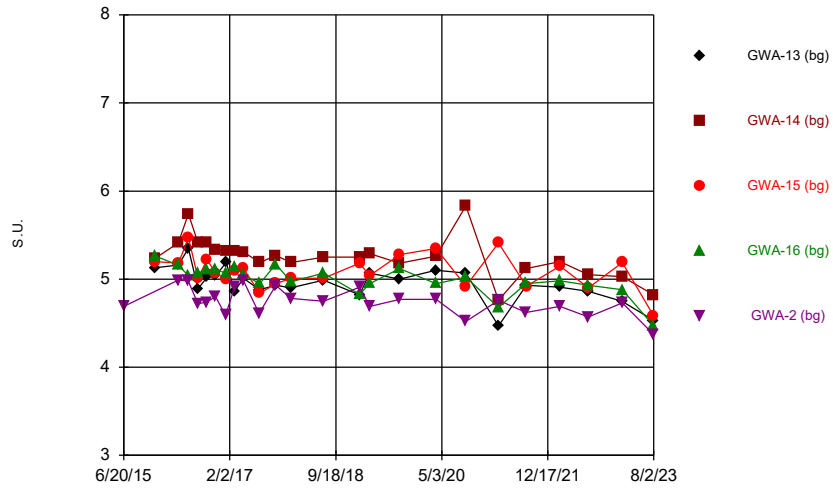
Constituent: Nickel Analysis Run 9/13/2023 2:44 PM View: Constituents View  
Plant McIntosh Client: Southern Company Data: McIntosh LF4 CCR

### Time Series



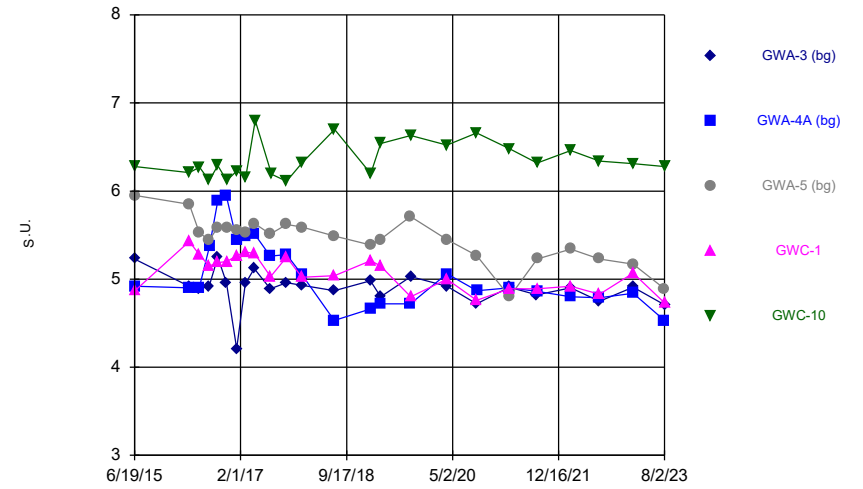
Constituent: Nickel Analysis Run 9/13/2023 2:44 PM View: Constituents View  
Plant McIntosh Client: Southern Company Data: McIntosh LF4 CCR

Time Series



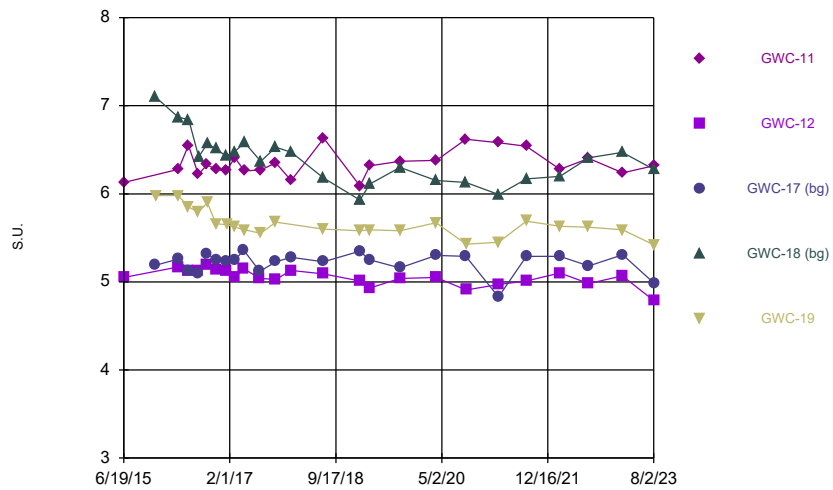
Constituent: pH Analysis Run 9/13/2023 2:44 PM View: Constituents View  
 Plant McIntosh Client: Southern Company Data: McIntosh LF4 CCR

Time Series



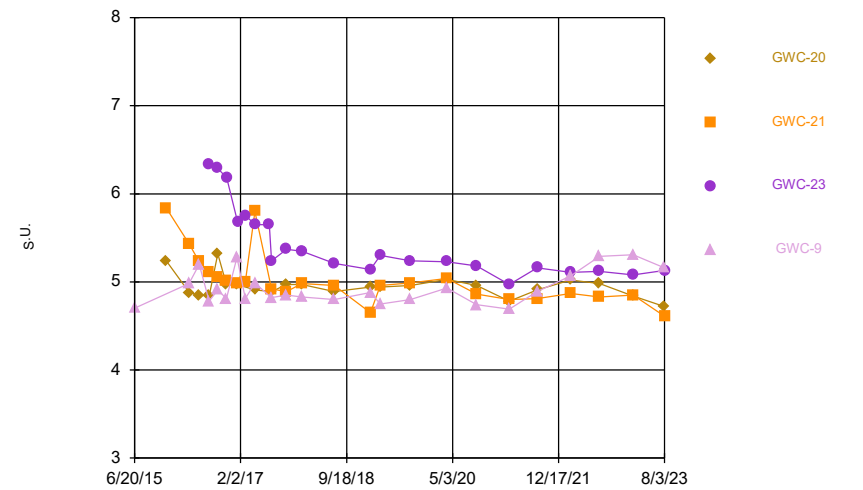
Constituent: pH Analysis Run 9/13/2023 2:44 PM View: Constituents View  
 Plant McIntosh Client: Southern Company Data: McIntosh LF4 CCR

Time Series



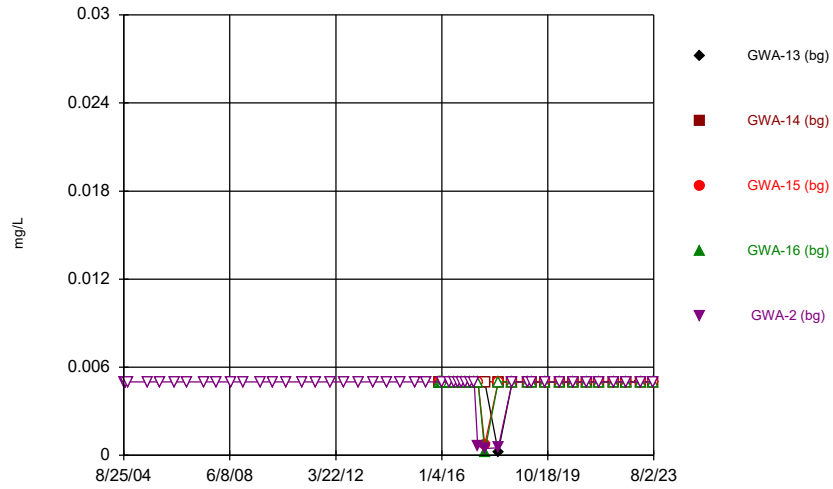
Constituent: pH Analysis Run 9/13/2023 2:44 PM View: Constituents View  
 Plant McIntosh Client: Southern Company Data: McIntosh LF4 CCR

Time Series



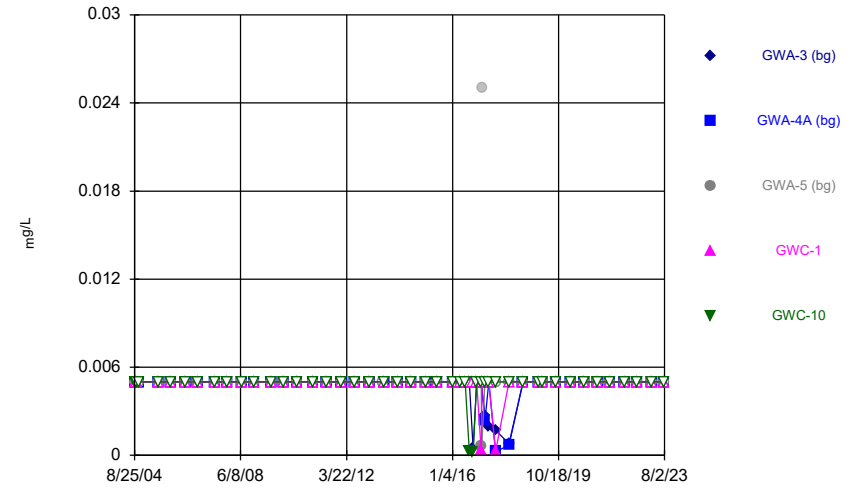
Constituent: pH Analysis Run 9/13/2023 2:44 PM View: Constituents View  
 Plant McIntosh Client: Southern Company Data: McIntosh LF4 CCR

### Time Series



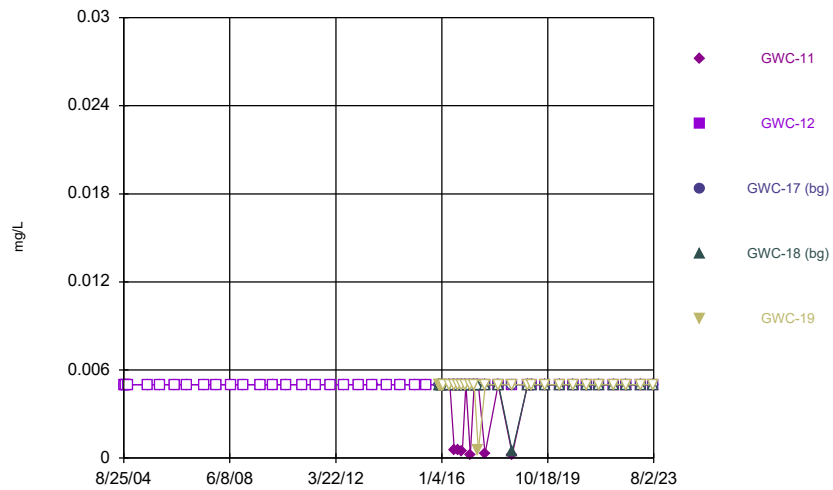
Constituent: Selenium Analysis Run 9/13/2023 2:44 PM View: Constituents View  
Plant McIntosh Client: Southern Company Data: McIntosh LF4 CCR

### Time Series



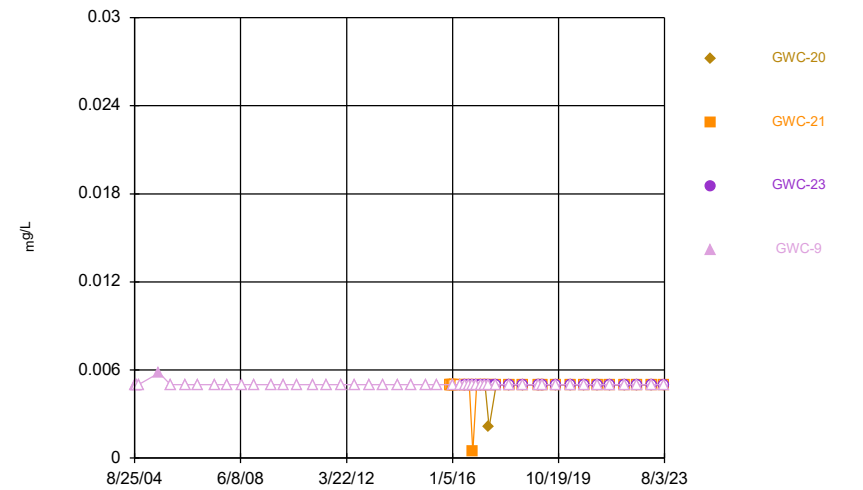
Constituent: Selenium Analysis Run 9/13/2023 2:44 PM View: Constituents View  
Plant McIntosh Client: Southern Company Data: McIntosh LF4 CCR

### Time Series



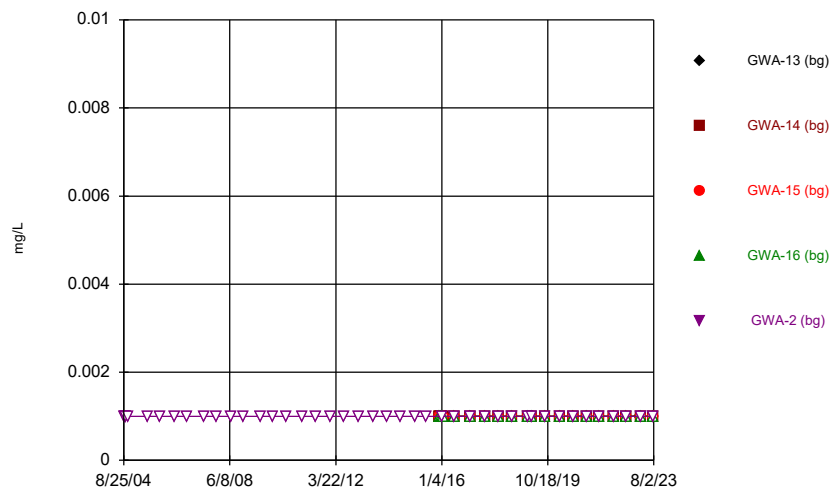
Constituent: Selenium Analysis Run 9/13/2023 2:44 PM View: Constituents View  
Plant McIntosh Client: Southern Company Data: McIntosh LF4 CCR

### Time Series



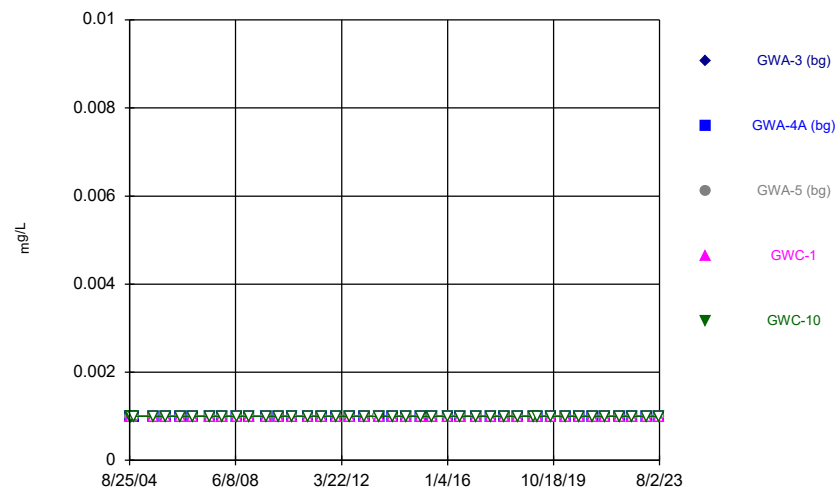
Constituent: Selenium Analysis Run 9/13/2023 2:44 PM View: Constituents View  
Plant McIntosh Client: Southern Company Data: McIntosh LF4 CCR

### Time Series



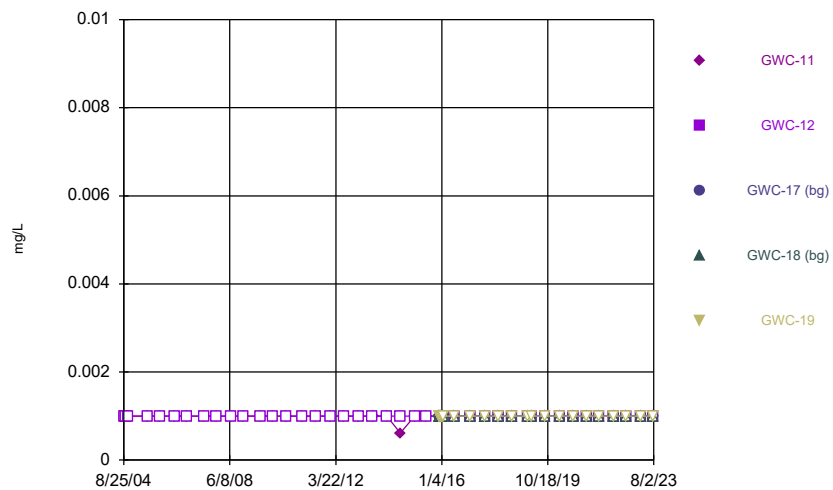
Constituent: Silver Analysis Run 9/13/2023 2:44 PM View: Constituents View  
Plant McIntosh Client: Southern Company Data: McIntosh LF4 CCR

### Time Series



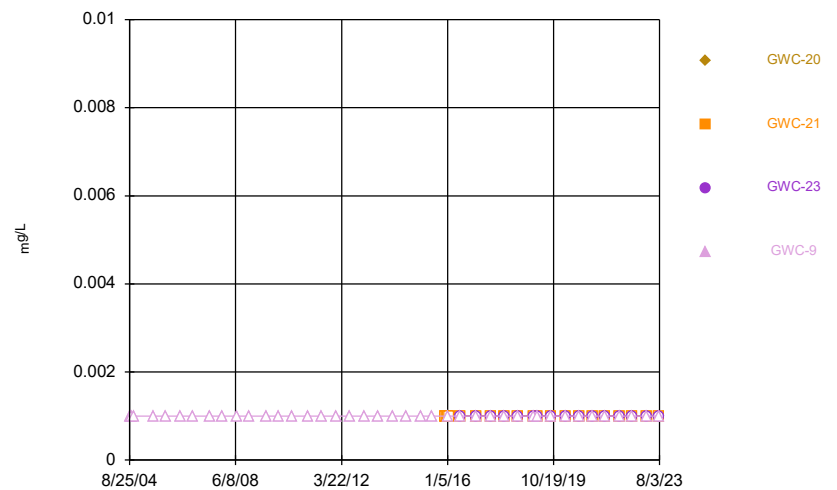
Constituent: Silver Analysis Run 9/13/2023 2:44 PM View: Constituents View  
Plant McIntosh Client: Southern Company Data: McIntosh LF4 CCR

### Time Series



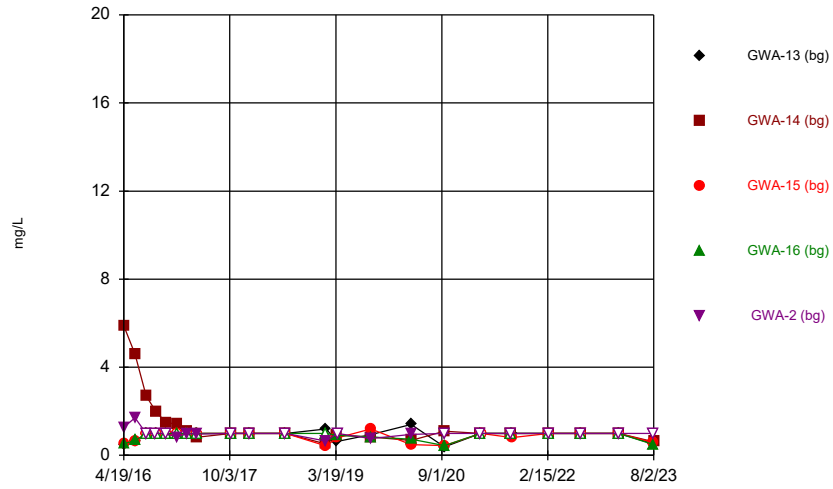
Constituent: Silver Analysis Run 9/13/2023 2:44 PM View: Constituents View  
Plant McIntosh Client: Southern Company Data: McIntosh LF4 CCR

### Time Series



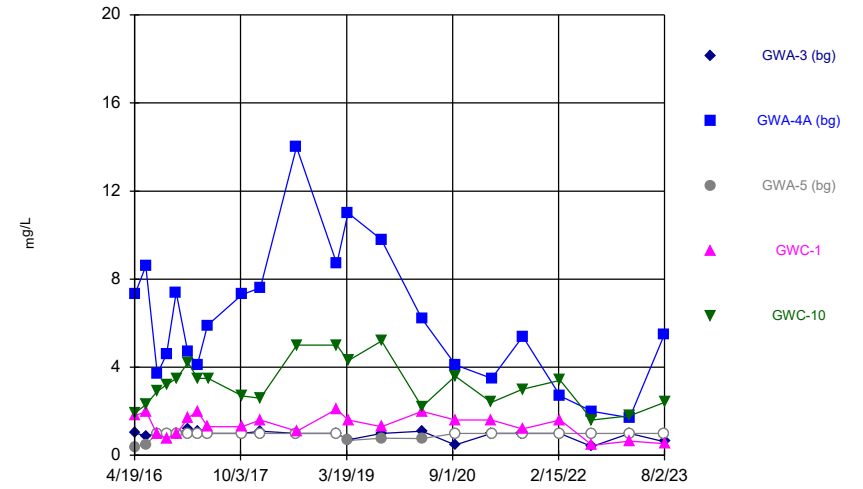
Constituent: Silver Analysis Run 9/13/2023 2:44 PM View: Constituents View  
Plant McIntosh Client: Southern Company Data: McIntosh LF4 CCR

### Time Series



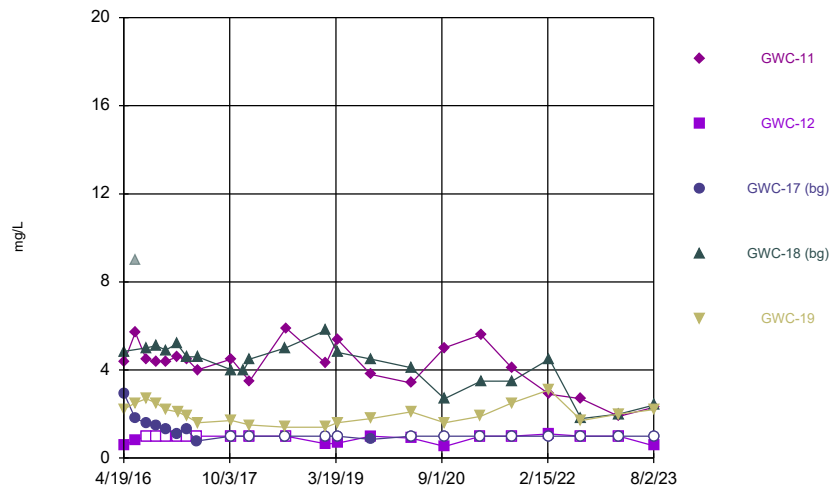
Constituent: Sulfate Analysis Run 9/13/2023 2:44 PM View: Constituents View  
Plant McIntosh Client: Southern Company Data: McIntosh LF4 CCR

### Time Series



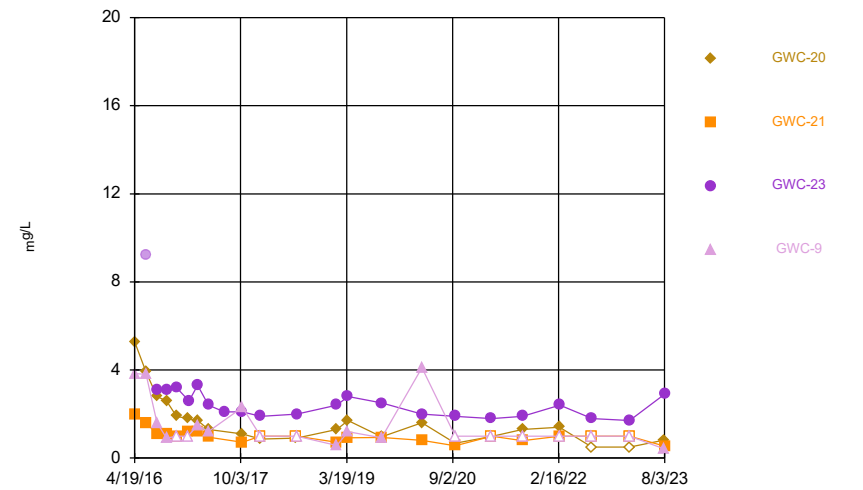
Constituent: Sulfate Analysis Run 9/13/2023 2:44 PM View: Constituents View  
Plant McIntosh Client: Southern Company Data: McIntosh LF4 CCR

### Time Series



Constituent: Sulfate Analysis Run 9/13/2023 2:44 PM View: Constituents View  
Plant McIntosh Client: Southern Company Data: McIntosh LF4 CCR

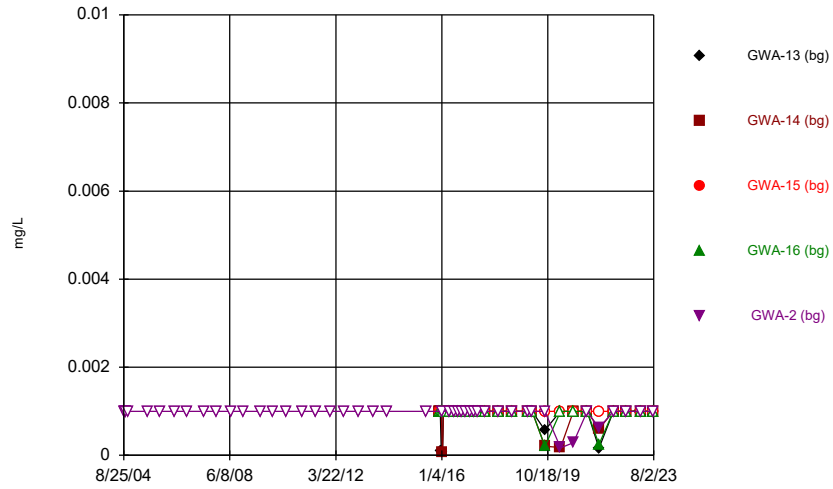
### Time Series



Constituent: Sulfate Analysis Run 9/13/2023 2:44 PM View: Constituents View  
Plant McIntosh Client: Southern Company Data: McIntosh LF4 CCR

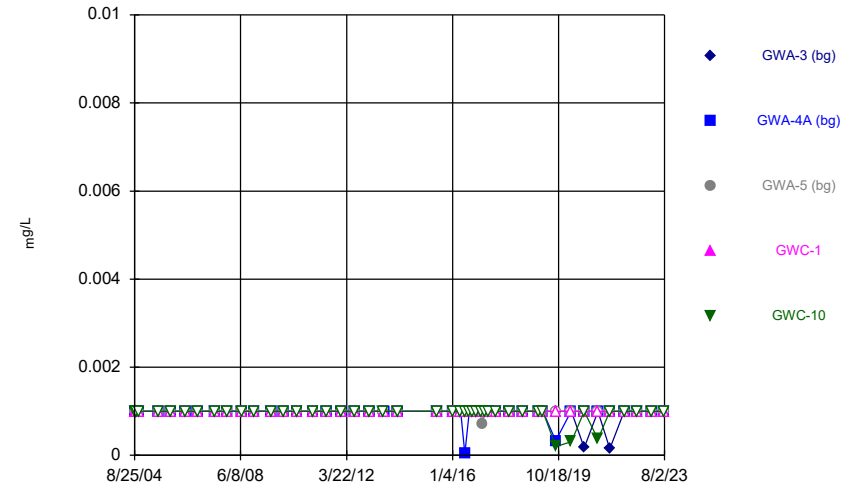


### Time Series



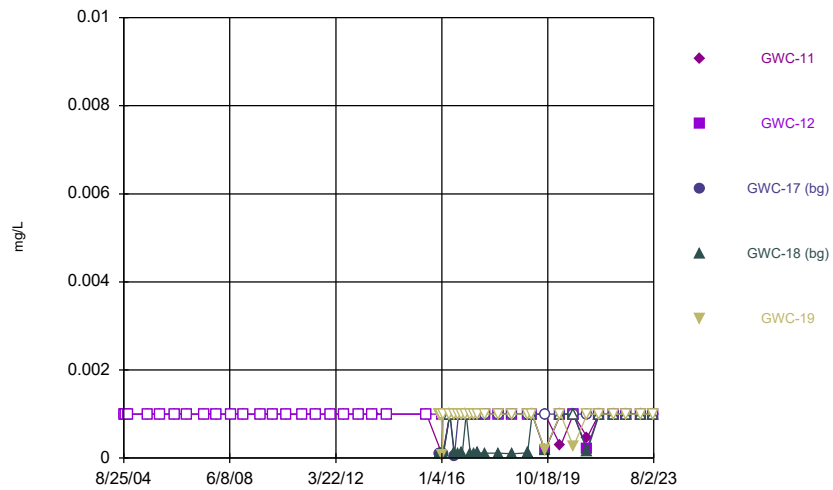
Constituent: Thallium Analysis Run 9/13/2023 2:44 PM View: Constituents View  
Plant McIntosh Client: Southern Company Data: McIntosh LF4 CCR

### Time Series



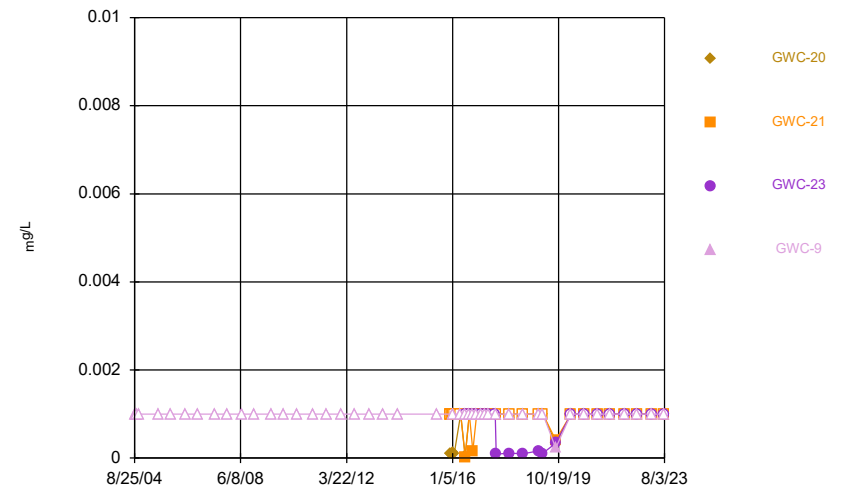
Constituent: Thallium Analysis Run 9/13/2023 2:44 PM View: Constituents View  
Plant McIntosh Client: Southern Company Data: McIntosh LF4 CCR

### Time Series



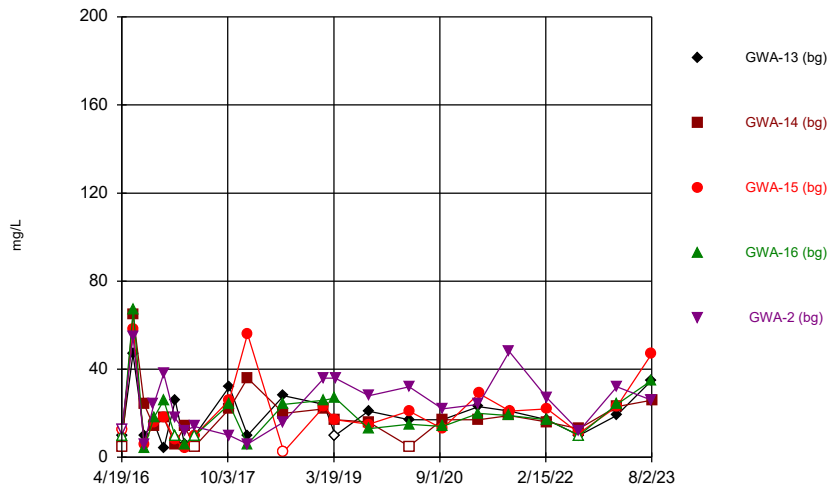
Constituent: Thallium Analysis Run 9/13/2023 2:44 PM View: Constituents View  
Plant McIntosh Client: Southern Company Data: McIntosh LF4 CCR

### Time Series



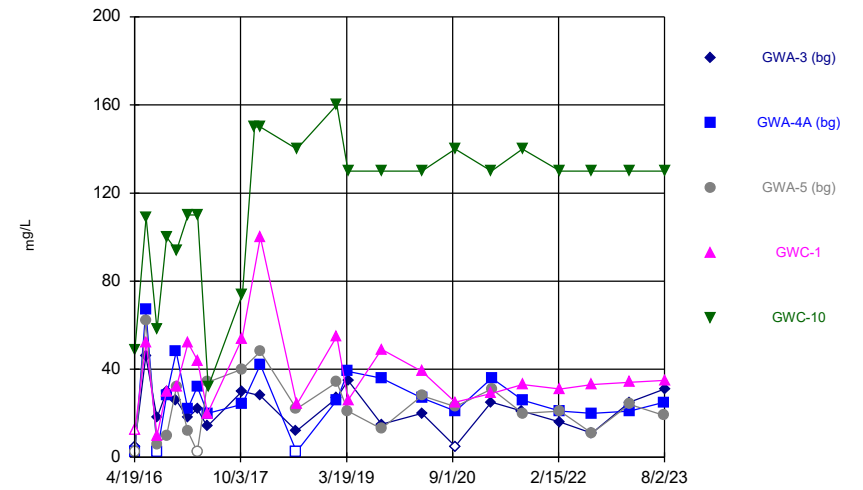
Constituent: Thallium Analysis Run 9/13/2023 2:44 PM View: Constituents View  
Plant McIntosh Client: Southern Company Data: McIntosh LF4 CCR

### Time Series



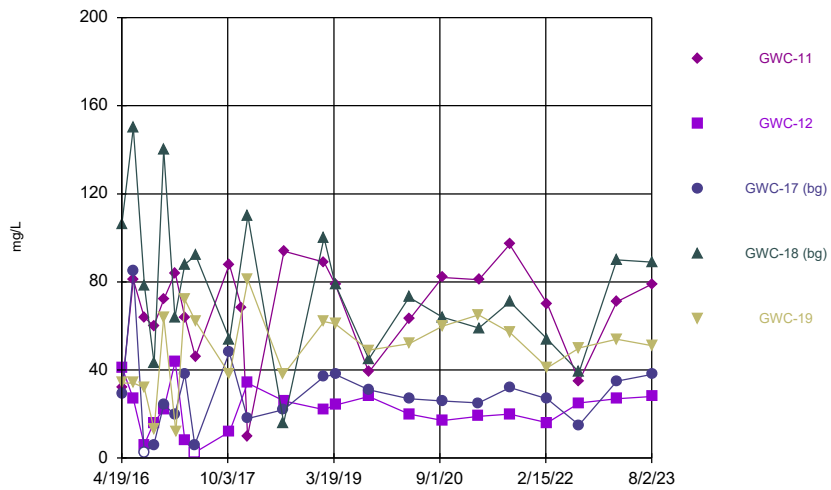
Constituent: Total Dissolved Solids Analysis Run 9/13/2023 2:44 PM View: Constituents View  
Plant McIntosh Client: Southern Company Data: McIntosh LF4 CCR

### Time Series



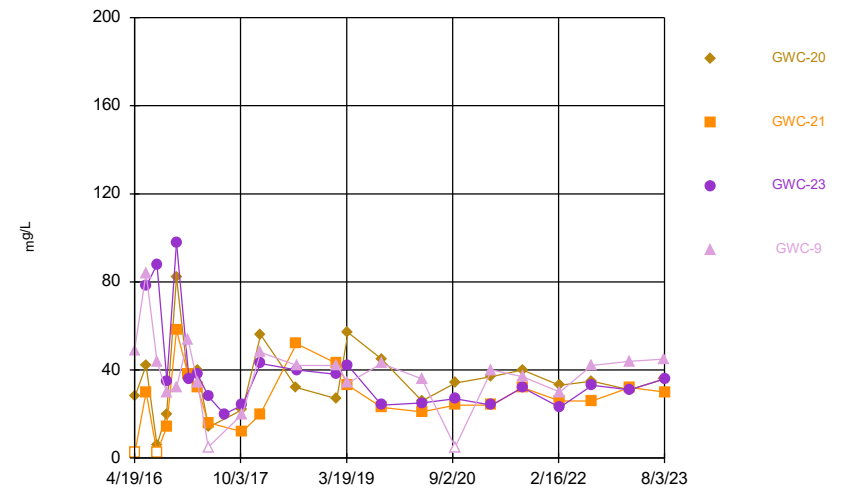
Constituent: Total Dissolved Solids Analysis Run 9/13/2023 2:44 PM View: Constituents View  
Plant McIntosh Client: Southern Company Data: McIntosh LF4 CCR

### Time Series



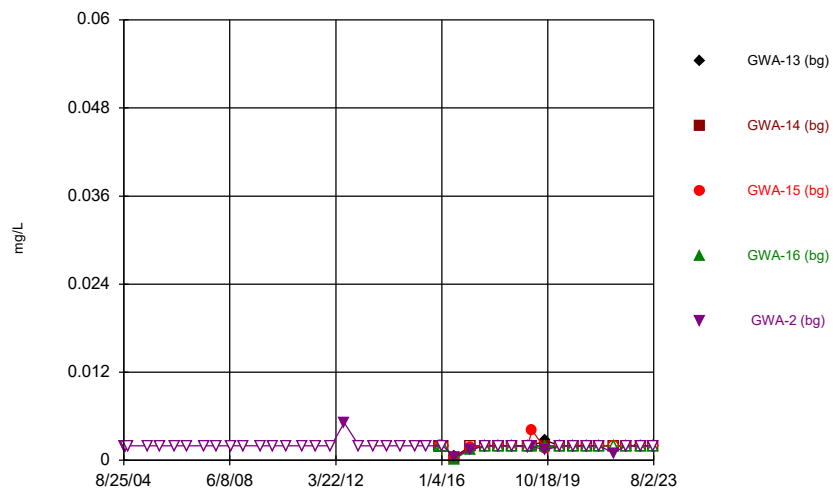
Constituent: Total Dissolved Solids Analysis Run 9/13/2023 2:44 PM View: Constituents View  
Plant McIntosh Client: Southern Company Data: McIntosh LF4 CCR

### Time Series



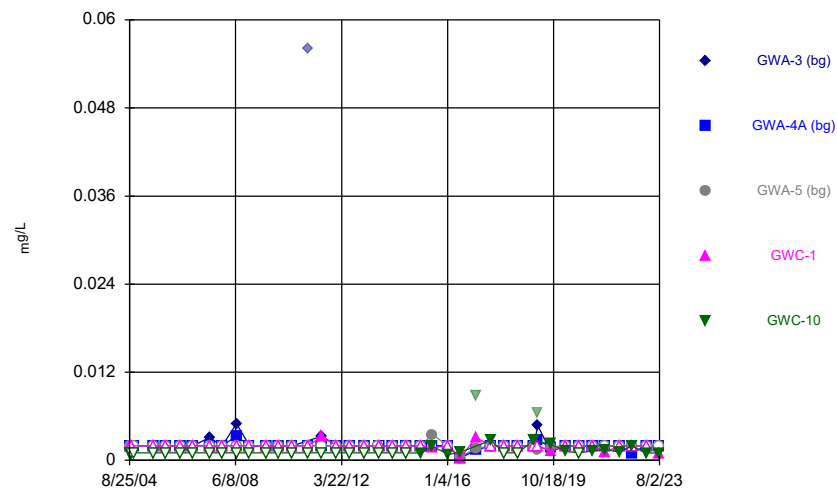
Constituent: Total Dissolved Solids Analysis Run 9/13/2023 2:45 PM View: Constituents View  
Plant McIntosh Client: Southern Company Data: McIntosh LF4 CCR

### Time Series



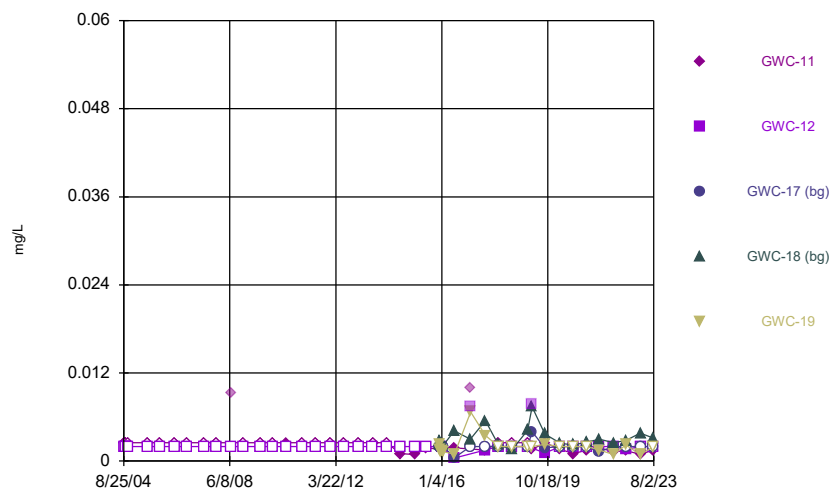
Constituent: Vanadium Analysis Run 9/13/2023 2:45 PM View: Constituents View  
Plant McIntosh Client: Southern Company Data: McIntosh LF4 CCR

### Time Series



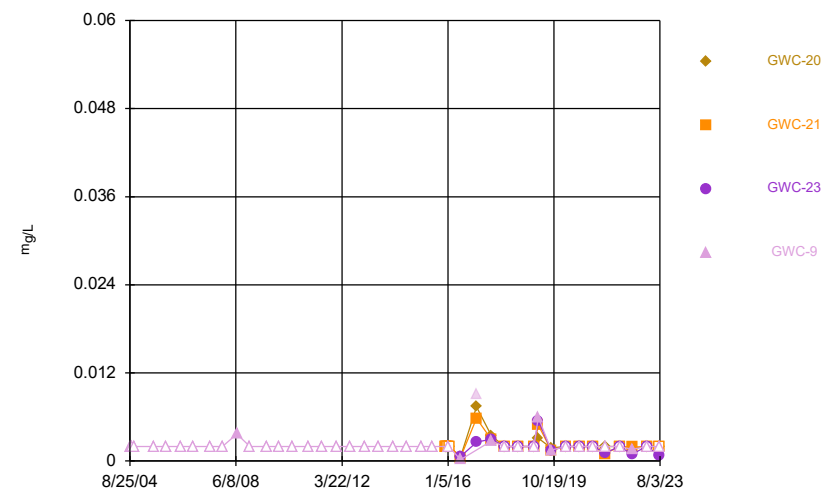
Constituent: Vanadium Analysis Run 9/13/2023 2:45 PM View: Constituents View  
Plant McIntosh Client: Southern Company Data: McIntosh LF4 CCR

### Time Series



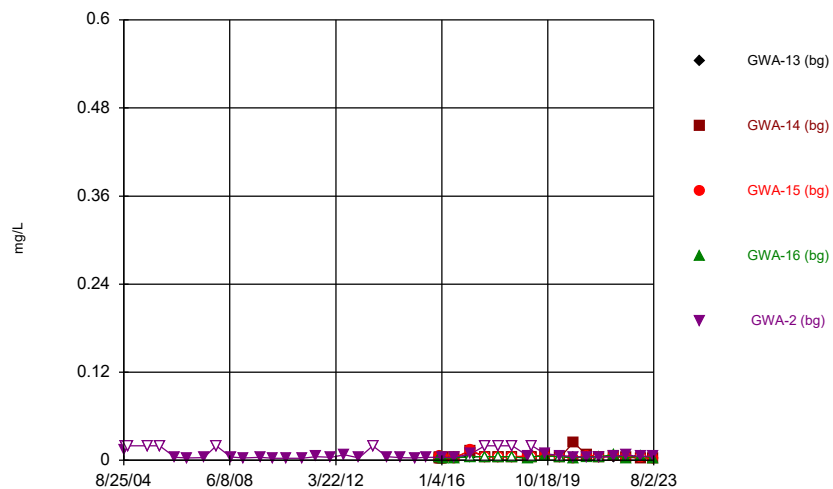
Constituent: Vanadium Analysis Run 9/13/2023 2:45 PM View: Constituents View  
Plant McIntosh Client: Southern Company Data: McIntosh LF4 CCR

### Time Series



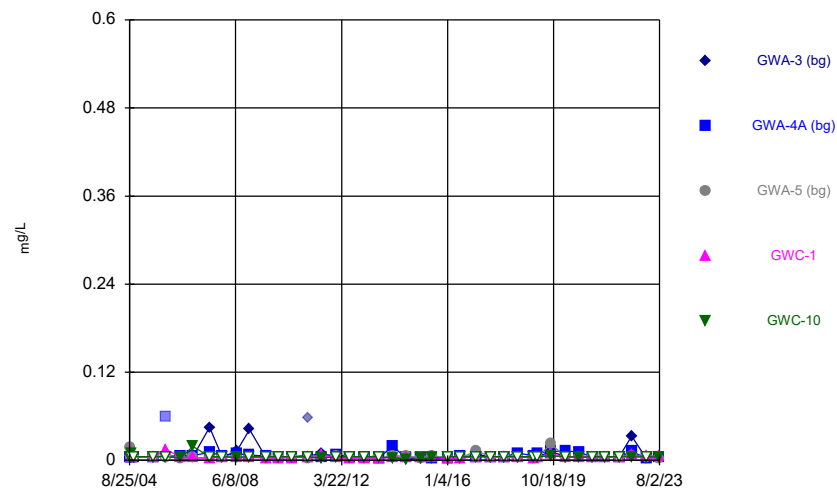
Constituent: Vanadium Analysis Run 9/13/2023 2:45 PM View: Constituents View  
Plant McIntosh Client: Southern Company Data: McIntosh LF4 CCR

### Time Series



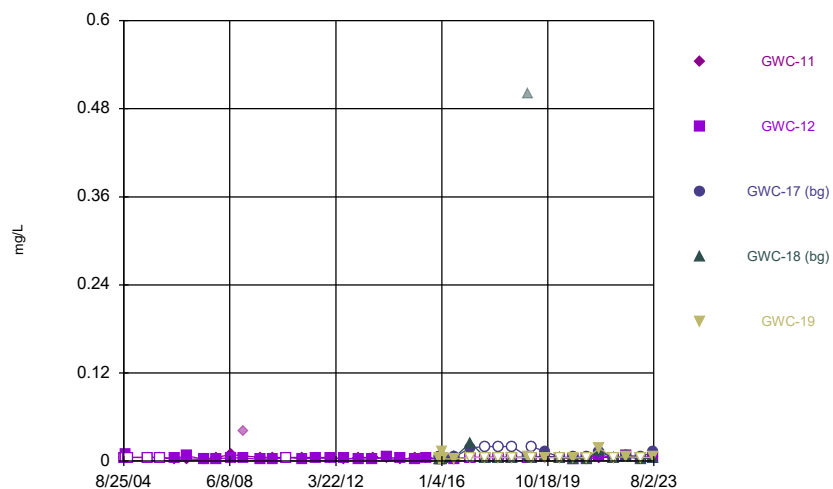
Constituent: Zinc Analysis Run 9/13/2023 2:45 PM View: Constituents View  
Plant McIntosh Client: Southern Company Data: McIntosh LF4 CCR

### Time Series



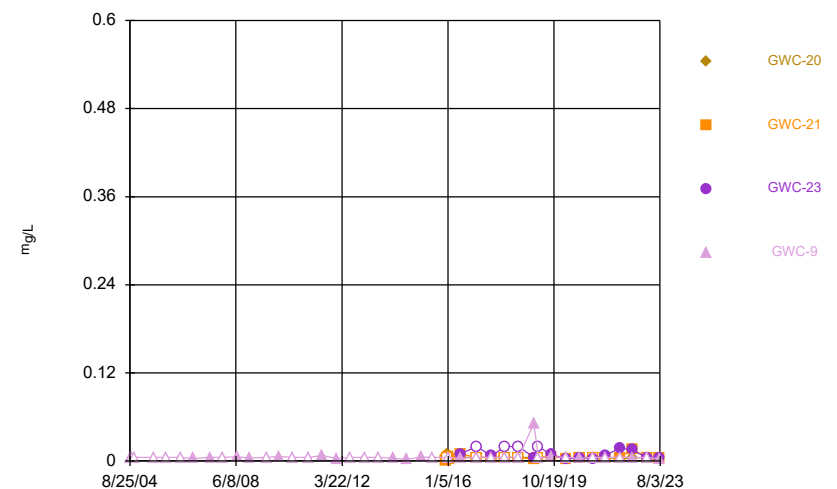
Constituent: Zinc Analysis Run 9/13/2023 2:45 PM View: Constituents View  
Plant McIntosh Client: Southern Company Data: McIntosh LF4 CCR

### Time Series



Constituent: Zinc Analysis Run 9/13/2023 2:45 PM View: Constituents View  
Plant McIntosh Client: Southern Company Data: McIntosh LF4 CCR

### Time Series



Constituent: Zinc Analysis Run 9/13/2023 2:45 PM View: Constituents View  
Plant McIntosh Client: Southern Company Data: McIntosh LF4 CCR

# Time Series

Constituent: Antimony (mg/L) Analysis Run 9/13/2023 2:45 PM View: Constituents View

Plant McIntosh Client: Southern Company Data: McIntosh LF4 CCR

	GWA-13 (bg)	GWA-14 (bg)	GWA-15 (bg)	GWA-16 (bg)	GWA-2 (bg)
8/25/2004					<0.002
9/11/2004					<0.002
9/26/2004					<0.002
10/13/2004					<0.002
7/11/2005					<0.002
12/7/2005					<0.002
6/22/2006					<0.002
11/28/2006					<0.002
7/6/2007					<0.002
12/13/2007					<0.002
6/20/2008					<0.002
12/7/2008					<0.002
7/9/2009					<0.002
12/28/2009					<0.002
6/22/2010					<0.002
1/4/2011					<0.002
7/9/2011					<0.002
1/21/2012					<0.002
7/11/2012					<0.002
1/20/2013					<0.002
7/19/2013					<0.002
1/15/2014					<0.002
7/11/2014					<0.002 (D)
1/16/2015					<0.002
6/20/2015					<0.002
12/7/2015	<0.002	<0.002	<0.002	<0.002	
12/14/2015				<0.002	
12/15/2015	<0.002	<0.002	<0.002		
12/28/2015			<0.002	<0.002	
12/29/2015	<0.002	<0.002			
1/13/2016	<0.002	<0.002	<0.002	<0.002	
1/16/2016					<0.002
1/25/2016	<0.002	<0.002	<0.002	<0.002	
4/19/2016					<0.002
4/20/2016	<0.002	<0.002		<0.002	
4/21/2016			<0.002		
6/14/2016	<0.002	<0.002			<0.002
6/15/2016			<0.002	<0.002	
8/9/2016	<0.002	<0.002	<0.002	<0.002	<0.002
9/26/2016					<0.002
9/27/2016	<0.002	<0.002	<0.002	<0.002	
11/15/2016	<0.002	<0.002	<0.002	<0.002	<0.002
1/10/2017					<0.002
1/11/2017		<0.002	<0.002	<0.002	
1/12/2017	<0.002				
2/28/2017	<0.002	<0.002	<0.002		<0.002
3/1/2017				<0.002	
4/19/2017					<0.002
4/20/2017	<0.002	<0.002	<0.002	<0.002	
7/17/2017					<0.002
7/18/2017	<0.002				
7/19/2017		<0.002	<0.002	<0.002	

# Time Series

Constituent: Antimony (mg/L) Analysis Run 9/13/2023 2:45 PM View: Constituents View  
Plant McIntosh Client: Southern Company Data: McIntosh LF4 CCR

	GWA-13 (bg)	GWA-14 (bg)	GWA-15 (bg)	GWA-16 (bg)	GWA-2 (bg)
1/10/2018	<0.002				<0.002
1/11/2018		<0.002	<0.002	<0.002	
7/11/2018	<0.002	<0.002	<0.002	<0.002	<0.002
1/29/2019	<0.002	<0.002	<0.002	<0.002	<0.002
3/26/2019	<0.002	<0.002	<0.002	<0.002	
3/27/2019					<0.002
9/10/2019	0.00052 (J)	<0.002		<0.002	
9/11/2019			<0.002		<0.002
3/31/2020	<0.002				
4/1/2020		<0.002	<0.002	<0.002	0.0004 (J)
9/15/2020	<0.002	0.00039 (J)	<0.002	<0.002	<0.002
3/16/2021	<0.002	<0.002		<0.002	<0.002
3/17/2021			<0.002		
8/17/2021		<0.002		<0.002	<0.002
8/18/2021	<0.002				
8/19/2021			<0.002		
2/22/2022	<0.002	<0.002	<0.002	<0.002	<0.002
8/2/2022	<0.002	<0.002	<0.002	<0.002	<0.002
2/6/2023	<0.002				
2/7/2023		<0.002	<0.002	<0.002	<0.002
8/1/2023	<0.002		<0.002	<0.002	<0.002
8/2/2023		<0.002			

# Time Series

Constituent: Antimony (mg/L) Analysis Run 9/13/2023 2:45 PM View: Constituents View

Plant McIntosh Client: Southern Company Data: McIntosh LF4 CCR

	GWA-3 (bg)	GWA-4A (bg)	GWA-5 (bg)	GWC-1	GWC-10
8/25/2004	<0.002	<0.002	<0.002	<0.002	<0.002
9/11/2004	<0.002	<0.002	<0.002	<0.002	<0.002
9/26/2004	<0.002	<0.002	<0.002	<0.002	<0.002
10/13/2004	<0.002	<0.002	<0.002		<0.002
7/11/2005	<0.002	<0.002	<0.002	<0.002	<0.002
12/7/2005	<0.002	<0.002	<0.002	<0.002	<0.002
6/22/2006	<0.002	<0.002	<0.002	<0.002	<0.002
11/28/2006	<0.002	<0.002	<0.002	<0.002	<0.002
7/6/2007	<0.002	<0.002	<0.002	<0.002	<0.002
12/13/2007	<0.002	<0.002	<0.002	<0.002	<0.002
6/20/2008	<0.002	<0.002	<0.002	<0.002	<0.002
12/7/2008	<0.002	<0.002	<0.002	<0.002	<0.002
7/9/2009	<0.002	<0.002	<0.002	<0.002	
7/10/2009					<0.002
12/28/2009	<0.002			<0.002	
12/29/2009			<0.002		<0.002
12/30/2009		<0.002			
6/22/2010	<0.002	<0.002	<0.002	<0.002	<0.002
1/4/2011		<0.002	<0.002	<0.002	<0.002
1/5/2011	<0.002				
7/9/2011	<0.002		<0.002	<0.002	
7/10/2011		<0.002			<0.002
1/20/2012	<0.002				
1/21/2012		<0.002	<0.002	<0.002	<0.002
7/11/2012	<0.002	<0.002	<0.002	<0.002	<0.002
1/19/2013	<0.002		<0.002		
1/20/2013		<0.002		<0.002	<0.002
7/18/2013	<0.002		<0.002		
7/19/2013		<0.002		<0.002	<0.002
1/15/2014	<0.002		<0.002	<0.002	
1/16/2014		<0.002			<0.002
7/10/2014		<0.002 (D)	<0.002 (D)		<0.002 (D)
7/11/2014	<0.002 (D)			<0.002 (D)	
1/15/2015	<0.002		<0.002		
1/16/2015		<0.002		<0.002	<0.002
6/19/2015	<0.002		<0.002		
6/20/2015		<0.002		<0.002	<0.002
1/14/2016		<0.002	<0.002		
1/16/2016	<0.002			<0.002	<0.002
4/19/2016	<0.002				
4/20/2016		<0.002	<0.002	<0.002	
4/21/2016					<0.002
6/14/2016	<0.002	<0.002	<0.002		
6/15/2016				<0.002	
6/16/2016					<0.002
8/9/2016	<0.002		<0.002		
8/10/2016				<0.002	<0.002
8/11/2016		<0.002			
9/27/2016	<0.002	<0.002	<0.002	<0.002	<0.002
11/14/2016	<0.002	<0.002			
11/15/2016			<0.002	<0.002	<0.002
1/10/2017	<0.002	<0.002			

# Time Series

Constituent: Antimony (mg/L) Analysis Run 9/13/2023 2:45 PM View: Constituents View  
 Plant McIntosh Client: Southern Company Data: McIntosh LF4 CCR

	GWA-3 (bg)	GWA-4A (bg)	GWA-5 (bg)	GWC-1	GWC-10
1/11/2017			<0.002		
1/12/2017				<0.002	<0.002
1/19/2017			<0.002		
1/23/2017				<0.002	
1/24/2017			<0.002		
2/28/2017	<0.002	<0.002	<0.002		
3/1/2017				<0.002	<0.002
4/19/2017	<0.002				
4/20/2017		<0.002	<0.002	<0.002	
4/24/2017					<0.002
7/18/2017	0.0022 (J)	<0.002	<0.002		
7/19/2017				<0.002	
7/24/2017					<0.002
1/10/2018	<0.002	<0.002	<0.002		
1/11/2018				<0.002	<0.002
7/11/2018	<0.002	<0.002	<0.002		
7/12/2018				<0.002	<0.002
1/29/2019	<0.002	<0.002	<0.002		
1/30/2019				<0.002	<0.002
3/26/2019		<0.002	<0.002		
3/27/2019	<0.002			<0.002	<0.002
9/10/2019		<0.002	<0.002		
9/11/2019	0.00081 (J)			<0.002	<0.002
3/31/2020		<0.002	<0.002		
4/1/2020	<0.002			<0.002	<0.002
9/15/2020	<0.002		<0.002	<0.002	<0.002
9/16/2020		<0.002			
3/16/2021	<0.002			<0.002	<0.002
3/17/2021		<0.002	<0.002		
8/17/2021	<0.002				
8/18/2021				<0.002	<0.002
8/19/2021		<0.002	<0.002		
2/22/2022	<0.002		<0.002		
2/23/2022		<0.002		<0.002	<0.002
8/2/2022	<0.002		<0.002		
8/3/2022		<0.002		0.00057 (J)	<0.002
2/7/2023	<0.002	<0.002	<0.002	<0.002	
2/8/2023					<0.002
8/1/2023		<0.002	<0.002		
8/2/2023	<0.002			<0.002	<0.002



# Time Series

Constituent: Antimony (mg/L) Analysis Run 9/13/2023 2:45 PM View: Constituents View

Plant McIntosh Client: Southern Company Data: McIntosh LF4 CCR

	GWC-11	GWC-12	GWC-17 (bg)	GWC-18 (bg)	GWC-19
8/25/2004	<0.002	<0.002			
9/11/2004	<0.002	<0.002			
9/26/2004	<0.002	<0.002			
10/13/2004	<0.002	<0.002			
7/11/2005	<0.002	<0.002			
12/7/2005	<0.002	<0.002			
6/22/2006	<0.002	<0.002			
11/28/2006	<0.002	<0.002			
7/6/2007	<0.002	<0.002			
12/13/2007	<0.002	<0.002			
6/20/2008	<0.002	<0.002			
12/7/2008	<0.002	<0.002			
7/10/2009	<0.002	<0.002			
12/28/2009		<0.002			
12/29/2009	<0.002				
6/22/2010	<0.002	<0.002			
1/4/2011		<0.002			
1/5/2011	<0.002				
7/9/2011	<0.002	<0.002			
1/20/2012		<0.002			
1/21/2012	<0.002				
7/11/2012	<0.002	<0.002			
1/19/2013	<0.002	<0.002			
7/18/2013		<0.002			
7/19/2013	<0.002				
1/15/2014	<0.002	<0.002			
7/11/2014	<0.002 (D)	<0.002 (D)			
1/15/2015		<0.002			
1/16/2015	<0.002				
6/19/2015		<0.002			
6/20/2015	<0.002				
12/8/2015			<0.002	<0.002	<0.002
12/14/2015			<0.002	<0.002	
12/15/2015					<0.002
12/28/2015			<0.002	<0.002	<0.002
1/13/2016			<0.002		
1/14/2016	<0.002			<0.002	<0.002
1/16/2016		<0.002			
1/26/2016			<0.002	<0.002	<0.002
4/19/2016				<0.002	<0.002
4/20/2016	<0.002	<0.002	<0.002		
6/15/2016	<0.002	<0.002	<0.002		
6/16/2016				0.00022 (J)	<0.002
8/9/2016			<0.002		
8/10/2016	<0.002	<0.002			<0.002
8/11/2016				<0.002	
9/27/2016	<0.002	<0.002	<0.002		
9/28/2016				<0.002	<0.002
11/15/2016	<0.002	<0.002	<0.002		<0.002
11/16/2016				<0.002	
1/11/2017			<0.002	<0.002	
1/12/2017	<0.002	<0.002			

# Time Series

Constituent: Antimony (mg/L) Analysis Run 9/13/2023 2:45 PM View: Constituents View  
Plant McIntosh Client: Southern Company Data: McIntosh LF4 CCR

	GWC-11	GWC-12	GWC-17 (bg)	GWC-18 (bg)	GWC-19
1/16/2017					<0.002
3/1/2017	<0.002	<0.002	<0.002	<0.002	<0.002
4/20/2017		<0.002	<0.002		
4/24/2017	<0.002				
4/25/2017				<0.002	<0.002
7/19/2017			<0.002		
7/20/2017		<0.002			
7/24/2017	<0.002				
7/25/2017				<0.002	<0.002
1/11/2018	<0.002	<0.002	<0.002		
1/12/2018				<0.002	<0.002
7/11/2018			<0.002	<0.002	<0.002
7/12/2018	<0.002	<0.002			
1/29/2019			<0.002		<0.002
1/30/2019	<0.002	<0.002		<0.002	
3/27/2019	<0.002	<0.002	<0.002	<0.002	<0.002
9/11/2019	<0.002	<0.002	<0.002	<0.002	<0.002
4/1/2020		<0.002	<0.002	<0.002	<0.002
4/2/2020	<0.002				
9/15/2020	<0.002		<0.002	<0.002	
9/16/2020		<0.002			<0.002
3/16/2021		<0.002	<0.002		<0.002
3/17/2021	<0.002			<0.002	
8/18/2021	<0.002	<0.002			
8/19/2021			<0.002	<0.002	<0.002
2/22/2022			<0.002		
2/23/2022	<0.002	<0.002		<0.002	<0.002
8/2/2022	<0.002		<0.002	<0.002	
8/3/2022		<0.002			<0.002
2/7/2023		<0.002		<0.002	
2/8/2023	<0.002		<0.002		<0.002
8/2/2023	<0.002	<0.002	<0.002	<0.002	<0.002

# Time Series

Constituent: Antimony (mg/L) Analysis Run 9/13/2023 2:45 PM View: Constituents View

Plant McIntosh Client: Southern Company Data: McIntosh LF4 CCR

	GWC-20	GWC-21	GWC-23	GWC-9
8/25/2004				<0.002
9/11/2004				<0.002
9/26/2004				<0.002
10/13/2004				<0.002
7/11/2005				<0.002
12/7/2005				<0.002
6/22/2006				<0.002
11/28/2006				<0.002
7/6/2007				<0.002
12/13/2007				<0.002
6/20/2008				<0.002
12/7/2008				<0.002
7/9/2009				<0.002
12/29/2009				<0.002
6/22/2010				<0.002
1/5/2011				<0.002
7/9/2011				<0.002
1/21/2012				<0.002
7/11/2012				<0.002
1/19/2013				<0.002
7/18/2013				<0.002
1/15/2014				<0.002
7/10/2014				<0.002 (D)
1/16/2015				<0.002
6/20/2015				<0.002
12/9/2015	<0.002	<0.002		
12/14/2015	<0.002	<0.002		
12/29/2015	<0.002	<0.002		
1/14/2016	<0.002	<0.002		<0.002
1/25/2016	<0.002	<0.002		
4/19/2016				<0.002
4/21/2016	<0.002	<0.002		
6/15/2016				<0.002
6/16/2016	<0.002	<0.002	<0.002	
8/10/2016	<0.002	<0.002	<0.002	<0.002
9/27/2016	<0.002	<0.002		<0.002
9/28/2016			<0.002	
11/15/2016	<0.002	<0.002		<0.002
11/16/2016			<0.002	
1/12/2017		<0.002		
1/13/2017	<0.002			<0.002
1/17/2017			<0.002	
3/1/2017	<0.002	<0.002		<0.002
3/2/2017			<0.002	
4/24/2017		<0.002		<0.002
4/25/2017	<0.002		<0.002	
7/13/2017			<0.002	
7/24/2017				<0.002
7/25/2017	<0.002	<0.002	<0.002	
1/11/2018		<0.002		
1/12/2018	<0.002		<0.002	<0.002
7/11/2018	<0.002	<0.002		

# Time Series

Constituent: Antimony (mg/L) Analysis Run 9/13/2023 2:45 PM View: Constituents View  
Plant McIntosh Client: Southern Company Data: McIntosh LF4 CCR

	GWC-20	GWC-21	GWC-23	GWC-9
7/12/2018			<0.002	<0.002
1/29/2019	<0.002			
1/30/2019		<0.002	<0.002	<0.002
3/27/2019	<0.002	<0.002	<0.002	<0.002
9/11/2019	<0.002	<0.002	<0.002	<0.002
4/1/2020	<0.002	<0.002	<0.002	<0.002
9/15/2020	<0.002	<0.002	<0.002	
9/16/2020				<0.002
3/16/2021	<0.002			
3/17/2021		<0.002	<0.002	<0.002
8/19/2021	<0.002	<0.002	<0.002	<0.002
2/22/2022	<0.002			
2/23/2022		<0.002	<0.002	<0.002
8/3/2022	<0.002			<0.002
8/4/2022		<0.002	<0.002	
2/8/2023	<0.002	<0.002	<0.002	<0.002
8/2/2023	<0.002			<0.002
8/3/2023		<0.002	<0.002	

# Time Series

Constituent: Arsenic (mg/L) Analysis Run 9/13/2023 2:45 PM View: Constituents View

Plant McIntosh Client: Southern Company Data: McIntosh LF4 CCR

	GWA-13 (bg)	GWA-14 (bg)	GWA-15 (bg)	GWA-16 (bg)	GWA-2 (bg)
8/25/2004					<0.001
9/11/2004					<0.001
9/26/2004					<0.001
10/13/2004					<0.001
7/11/2005					<0.001
12/7/2005					<0.001
6/22/2006					<0.001
11/28/2006					<0.001
7/6/2007					<0.001
12/13/2007					<0.001
6/20/2008					<0.001
12/7/2008					<0.001
7/9/2009					<0.001
12/28/2009					<0.001
6/22/2010					<0.001
1/4/2011					<0.001
7/9/2011					<0.001
1/21/2012					<0.001
7/11/2012					<0.001
1/20/2013					<0.001
7/19/2013					<0.001
1/15/2014					<0.001
7/11/2014					<0.001
1/16/2015					<0.001
6/20/2015					<0.001
12/7/2015	<0.001	<0.001	<0.001	<0.001	
12/14/2015				<0.001	
12/15/2015	<0.001	<0.001	<0.001		
12/28/2015			<0.001	<0.001	
12/29/2015	<0.001	<0.001			
1/13/2016	<0.001	<0.001	<0.001	<0.001	
1/16/2016					<0.001
1/25/2016	<0.001	<0.001	<0.001	<0.001	
4/19/2016					<0.001
4/20/2016	<0.001	<0.001		<0.001	
4/21/2016			<0.001		
6/14/2016	<0.001	<0.001			<0.001
6/15/2016			<0.001	<0.001	
8/9/2016	<0.001	<0.001	<0.001	<0.001	<0.001
9/26/2016					<0.001
9/27/2016	<0.001	<0.001	<0.001	<0.001	
11/15/2016	<0.001	<0.001	<0.001	<0.001	<0.001
1/10/2017					<0.001
1/11/2017		<0.001	<0.001	<0.001	
1/12/2017	<0.001				
2/28/2017	<0.001	<0.001	<0.001		<0.001
3/1/2017				<0.001	
4/19/2017					<0.001
4/20/2017	<0.001	<0.001	<0.001	<0.001	
7/17/2017					<0.001
7/18/2017	<0.001				
7/19/2017		<0.001	0.00056 (J)	<0.001	

# Time Series

Constituent: Arsenic (mg/L) Analysis Run 9/13/2023 2:45 PM View: Constituents View  
Plant McIntosh Client: Southern Company Data: McIntosh LF4 CCR

	GWA-13 (bg)	GWA-14 (bg)	GWA-15 (bg)	GWA-16 (bg)	GWA-2 (bg)
1/10/2018	<0.001				<0.001
1/11/2018		<0.001	<0.001	<0.001	
7/11/2018	<0.001	<0.001	<0.001	<0.001	<0.001
1/29/2019	<0.001	<0.001	<0.001	<0.001	<0.001
3/26/2019	<0.001	<0.001	0.00075	<0.001	
3/27/2019					<0.001
9/10/2019	0.00076 (J)	0.00043 (J)		0.00036 (J)	
9/11/2019			0.00033 (J)		<0.001
3/31/2020	<0.001				
4/1/2020		<0.001	<0.001	<0.001	<0.001
9/15/2020	<0.001	<0.001	<0.001	<0.001	<0.001
3/16/2021	<0.001	<0.001		<0.001	<0.001
3/17/2021			<0.001		
8/17/2021		<0.001		<0.001	<0.001
8/18/2021	<0.001				
8/19/2021			<0.001		
2/22/2022	<0.001	<0.001	<0.001	<0.001	<0.001
8/2/2022	<0.001	<0.001	<0.001	<0.001	<0.001
2/6/2023	<0.001				
2/7/2023		<0.001	<0.001	<0.001	<0.001
8/1/2023	<0.001		<0.001	<0.001	<0.001
8/2/2023		<0.001			

# Time Series

Constituent: Arsenic (mg/L) Analysis Run 9/13/2023 2:45 PM View: Constituents View

Plant McIntosh Client: Southern Company Data: McIntosh LF4 CCR

	GWA-3 (bg)	GWA-4A (bg)	GWA-5 (bg)	GWC-1	GWC-10
8/25/2004	<0.001	<0.001	<0.001	<0.001	<0.001
9/11/2004	<0.001	<0.001	<0.001	<0.001	<0.001
9/26/2004	<0.001	<0.001	<0.001	<0.001	<0.001
10/13/2004	<0.001	<0.001	<0.001		<0.001
7/11/2005	<0.001	<0.001	<0.001	<0.001	<0.001
12/7/2005	<0.001	<0.001	<0.001	<0.001	<0.001
6/22/2006	<0.001	<0.001	<0.001	<0.001	<0.001
11/28/2006	<0.001	<0.001	<0.001	<0.001	<0.001
7/6/2007	<0.001	<0.001	<0.001	<0.001	<0.001
12/13/2007	<0.001	<0.001	<0.001	<0.001	<0.001
6/20/2008	<0.001	<0.001	<0.001	<0.001	<0.001
12/7/2008	<0.001	<0.001	<0.001	<0.001	<0.001
7/9/2009	<0.001	<0.001	<0.001	<0.001	
7/10/2009					<0.001
12/28/2009	<0.001			<0.001	
12/29/2009			<0.001		<0.001
12/30/2009		<0.001			
6/22/2010	<0.001	<0.001	<0.001	<0.001	<0.001
1/4/2011		<0.001	<0.001	<0.001	<0.001
1/5/2011	0.0089 (o)				
7/9/2011	<0.001		<0.001	<0.001	
7/10/2011		<0.001			<0.001
1/20/2012	<0.001				
1/21/2012		<0.001	<0.001	<0.001	<0.001
7/11/2012	<0.001	<0.001	<0.001	<0.001	<0.001
1/19/2013	<0.001		<0.001		
1/20/2013		<0.001		<0.001	<0.001
7/18/2013	<0.001		<0.001		
7/19/2013		<0.001		<0.001	<0.001
1/15/2014	<0.001		<0.001	<0.001	
1/16/2014		<0.001			<0.001
7/10/2014		<0.001	<0.001		<0.001
7/11/2014	<0.001			<0.001	
1/15/2015	<0.001		<0.001		
1/16/2015		<0.001		<0.001	<0.001
6/19/2015	<0.001		<0.001		
6/20/2015		<0.001		<0.001	<0.001
1/14/2016		<0.001	<0.001		
1/16/2016	<0.001			<0.001	<0.001
4/19/2016	<0.001				
4/20/2016		<0.001	<0.001	<0.001	
4/21/2016					<0.001
6/14/2016	<0.001	0.00016 (J)	5E-05 (J)		
6/15/2016				<0.001	
6/16/2016					0.0004 (J)
8/9/2016	<0.001		<0.001		
8/10/2016				<0.001	<0.001
8/11/2016		0.00096 (J)			
9/27/2016	<0.001	0.0026	<0.001	<0.001	<0.001
11/14/2016	<0.001	0.0017			
11/15/2016			<0.001	<0.001	<0.001
1/10/2017	<0.001	0.0021			

# Time Series

Constituent: Arsenic (mg/L) Analysis Run 9/13/2023 2:45 PM View: Constituents View  
 Plant McIntosh Client: Southern Company Data: McIntosh LF4 CCR

	GWA-3 (bg)	GWA-4A (bg)	GWA-5 (bg)	GWC-1	GWC-10
1/11/2017			<0.001		
1/12/2017				<0.001	0.00077 (J)
1/19/2017			<0.001		
1/23/2017				<0.001	
1/24/2017			0.0027		
2/28/2017	0.00061 (J)	0.0027	<0.001		
3/1/2017				<0.001	<0.001
4/19/2017	0.00069 (J)				
4/20/2017		0.0014	<0.001	<0.001	
4/24/2017					<0.001
7/18/2017	<0.001	0.0012 (J)	<0.001		
7/19/2017				<0.001	
7/24/2017					<0.001
1/10/2018	<0.001	0.00068 (J)	<0.001		
1/11/2018				<0.001	0.00046 (J)
7/11/2018	<0.001	<0.001	<0.001		
7/12/2018				<0.001	<0.001
1/29/2019	<0.001	<0.001	<0.001		
1/30/2019				<0.001	<0.001
3/26/2019		0.0005	<0.001		
3/27/2019	0.0011			<0.001	0.0013
9/10/2019		0.00051 (J)	0.00035 (J)		
9/11/2019	<0.001			<0.001	0.00082 (J)
3/31/2020		<0.001	<0.001		
4/1/2020	<0.001			<0.001	0.00055 (J)
9/15/2020	<0.001		<0.001	<0.001	0.00041 (J)
9/16/2020		<0.001			
3/16/2021	<0.001			<0.001	0.00069 (J)
3/17/2021		<0.001	<0.001		
8/17/2021	<0.001				
8/18/2021				0.0004 (J)	0.00045 (J)
8/19/2021		<0.001	<0.001		
2/22/2022	<0.001		<0.001		
2/23/2022		0.00035 (J)		<0.001	0.00048 (J)
8/2/2022	<0.001		<0.001		
8/3/2022		<0.001		<0.001	0.00052 (J)
2/7/2023	<0.001	<0.001	<0.001	<0.001	
2/8/2023					<0.001
8/1/2023		<0.001	<0.001		
8/2/2023	<0.001			<0.001	<0.001



# Time Series

Constituent: Arsenic (mg/L) Analysis Run 9/13/2023 2:45 PM View: Constituents View

Plant McIntosh Client: Southern Company Data: McIntosh LF4 CCR

	GWC-11	GWC-12	GWC-17 (bg)	GWC-18 (bg)	GWC-19
8/25/2004	<0.005	<0.001			
9/11/2004	<0.005	<0.001			
9/26/2004	<0.005	<0.001			
10/13/2004	<0.005	<0.001			
7/11/2005	<0.005	<0.001			
12/7/2005	<0.005	<0.001			
6/22/2006	<0.005	<0.001			
11/28/2006	<0.005	<0.001			
7/6/2007	<0.005	<0.001			
12/13/2007	<0.005	<0.001			
6/20/2008	<0.005	<0.001			
12/7/2008	<0.005	<0.001			
7/10/2009	<0.005	<0.001			
12/28/2009		<0.001			
12/29/2009	<0.005				
6/22/2010	<0.005	<0.001			
1/4/2011		<0.001			
1/5/2011	<0.005				
7/9/2011	<0.005	<0.001			
1/20/2012		<0.001			
1/21/2012	<0.005				
7/11/2012	<0.005	<0.001			
1/19/2013	<0.005	<0.001			
7/18/2013		<0.001			
7/19/2013	<0.005				
1/15/2014	<0.005	<0.001			
7/11/2014	<0.005	<0.001			
1/15/2015		<0.001			
1/16/2015	<0.005				
6/19/2015		<0.001			
6/20/2015	<0.005				
12/8/2015			<0.001	<0.0013	<0.001
12/14/2015			<0.001	<0.0013	
12/15/2015					<0.001
12/28/2015			<0.001	<0.0013	<0.001
1/13/2016			<0.001		
1/14/2016	<0.005			<0.0013	<0.001
1/16/2016		<0.001			
1/26/2016			<0.001	<0.0013	<0.001
4/19/2016				0.00112 (J)	<0.001
4/20/2016	0.00117 (J)	<0.001	<0.001		
6/15/2016	0.0013 (J)	<0.001	0.00015 (J)		
6/16/2016				0.0011 (J)	0.00026 (J)
8/9/2016			<0.001		
8/10/2016	0.0013	<0.001			<0.001
8/11/2016				0.001 (J)	
9/27/2016	0.0011 (J)	<0.001	<0.001		
9/28/2016				0.00062 (J)	<0.001
11/15/2016	0.001 (J)	<0.001	<0.001		<0.001
11/16/2016				0.00046 (J)	
1/11/2017			<0.001	0.00093 (J)	
1/12/2017	0.0016	0.00062 (J)			

# Time Series

Constituent: Arsenic (mg/L) Analysis Run 9/13/2023 2:45 PM View: Constituents View  
 Plant McIntosh Client: Southern Company Data: McIntosh LF4 CCR

	GWC-11	GWC-12	GWC-17 (bg)	GWC-18 (bg)	GWC-19
1/16/2017					0.00067 (J)
3/1/2017	0.00092 (J)	<0.001	<0.001	0.0006 (J)	<0.001
4/20/2017		<0.001	<0.001		
4/24/2017	0.0011 (J)				
4/25/2017				0.0011 (J)	<0.001
7/19/2017			0.00047 (J)		
7/20/2017		0.00053 (J)			
7/24/2017	0.00086 (J)				
7/25/2017				0.001 (J)	<0.001
1/11/2018	0.0012 (J)	<0.001	<0.001		
1/12/2018				0.00095 (J)	<0.001
7/11/2018			<0.001	0.0007 (J)	<0.001
7/12/2018	0.001 (J)	<0.001			
1/29/2019			<0.001		<0.001
1/30/2019	0.0015 (J)	<0.001		<0.0013	
3/27/2019	0.0013	0.0011	0.00097	0.0019	<0.001
9/11/2019	0.0017	0.00032 (J)	0.00038 (J)	0.0012	0.00057 (J)
4/1/2020		<0.001	<0.001	0.00067	<0.001
4/2/2020	0.0014				
9/15/2020	0.0011		<0.001	0.00076 (J)	
9/16/2020		<0.001			<0.001
3/16/2021		<0.001	<0.001		<0.001
3/17/2021	0.0014			0.00072 (J)	
8/18/2021	0.0013	<0.001			
8/19/2021			<0.001	0.00059 (J)	<0.001
2/22/2022			<0.001		
2/23/2022	0.0013	<0.001		0.00098 (J)	0.00028 (J)
8/2/2022	0.0013		<0.001	0.0009 (J)	
8/3/2022		<0.001			<0.001
2/7/2023		<0.001		0.0011	
2/8/2023	0.0017		<0.001		<0.001
8/2/2023	0.0014	<0.001	<0.001	0.001	<0.001

# Time Series

Constituent: Arsenic (mg/L) Analysis Run 9/13/2023 2:45 PM View: Constituents View

Plant McIntosh Client: Southern Company Data: McIntosh LF4 CCR

	GWC-20	GWC-21	GWC-23	GWC-9
8/25/2004				<0.001
9/11/2004				<0.001
9/26/2004				<0.001
10/13/2004				<0.001
7/11/2005				<0.001
12/7/2005				<0.001
6/22/2006				<0.001
11/28/2006				<0.001
7/6/2007				<0.001
12/13/2007				<0.001
6/20/2008				<0.001
12/7/2008				<0.001
7/9/2009				<0.001
12/29/2009				<0.001
6/22/2010				<0.001
1/5/2011				<0.001
7/9/2011				<0.001
1/21/2012				<0.001
7/11/2012				<0.001
1/19/2013				<0.001
7/18/2013				<0.001
1/15/2014				<0.001
7/10/2014				<0.001
1/16/2015				<0.001
6/20/2015				<0.001
12/9/2015	<0.001	<0.001		
12/14/2015	<0.001	<0.001		
12/29/2015	<0.001	0.0022 (J)		
1/14/2016	<0.001	0.002 (J)		<0.001
1/25/2016	<0.001	<0.001		
4/19/2016				<0.001
4/21/2016	<0.001	<0.001		
6/15/2016				<0.001
6/16/2016	0.00014 (J)	0.00046 (J)	0.00043 (J)	
8/10/2016	<0.001	<0.001	0.0021	<0.001
9/27/2016	<0.001	0.00084 (J)		<0.001
9/28/2016			0.0011 (J)	
11/15/2016	<0.001	<0.001		<0.001
11/16/2016			0.0011 (J)	
1/12/2017		<0.001		
1/13/2017	<0.001			0.00055 (J)
1/17/2017			0.00064 (J)	
3/1/2017	<0.001	<0.001		<0.001
3/2/2017			<0.001	
4/24/2017		<0.001		<0.001
4/25/2017	0.00046 (J)		0.0007 (J)	
7/13/2017			<0.001	
7/24/2017				<0.001
7/25/2017	<0.001	<0.001	<0.001	
1/11/2018		<0.001		
1/12/2018	<0.001		<0.001	<0.001
7/11/2018	<0.001	<0.001		

# Time Series

Constituent: Arsenic (mg/L) Analysis Run 9/13/2023 2:45 PM View: Constituents View  
Plant McIntosh Client: Southern Company Data: McIntosh LF4 CCR

	GWC-20	GWC-21	GWC-23	GWC-9
7/12/2018			<0.001	<0.001
1/29/2019	<0.001			
1/30/2019		<0.001	<0.001	<0.001
3/27/2019	<0.001	0.00074	0.00079	0.00073
9/11/2019	0.00066 (J)	0.00064 (J)	0.00051 (J)	0.00044 (J)
4/1/2020	<0.001	<0.001	<0.001	<0.001
9/15/2020	<0.001	<0.001	<0.001	
9/16/2020				<0.001
3/16/2021	<0.001			
3/17/2021		<0.001	<0.001	<0.001
8/19/2021	<0.001	<0.001	<0.001	<0.001
2/22/2022	<0.001			
2/23/2022		<0.001	<0.001	<0.001
8/3/2022	<0.001			<0.001
8/4/2022		<0.001	0.00053 (J)	
2/8/2023	<0.001	<0.001	<0.001	<0.001
8/2/2023	<0.001			<0.001
8/3/2023		<0.001	<0.001	

# Time Series

Constituent: Barium (mg/L) Analysis Run 9/13/2023 2:45 PM View: Constituents View

Plant McIntosh Client: Southern Company Data: McIntosh LF4 CCR

	GWA-13 (bg)	GWA-14 (bg)	GWA-15 (bg)	GWA-16 (bg)	GWA-2 (bg)
8/25/2004					0.018
9/11/2004					0.019
9/26/2004					0.02
10/13/2004					0.017
7/11/2005					0.012
12/7/2005					0.014
6/22/2006					0.018
11/28/2006					0.015
7/6/2007					0.014
12/13/2007					0.014
6/20/2008					0.018
12/7/2008					0.013
7/9/2009					0.019
12/28/2009					0.012
6/22/2010					0.02
1/4/2011					0.02
7/9/2011					0.028
1/21/2012					0.026
7/11/2012					0.038
1/20/2013					0.025
7/19/2013					0.018
1/15/2014					0.026
7/11/2014					0.029
1/16/2015					0.021
6/20/2015					0.031
12/7/2015	0.015	0.018	0.027	0.027	
12/14/2015				0.028	
12/15/2015	0.015	0.017	0.028		
12/28/2015			0.026	0.029	
12/29/2015	0.016	0.018			
1/13/2016	0.017	0.018	0.026	0.028	
1/16/2016					0.031
1/25/2016	0.017	0.018	0.027	0.027	
4/19/2016					0.0305
4/20/2016	0.0144	0.0143		0.0259	
4/21/2016			0.0262		
6/14/2016	0.015	0.012			0.03
6/15/2016			0.024	0.024	
8/9/2016	0.013	0.011	0.023	0.023	0.032
9/26/2016					0.031
9/27/2016	0.015	0.01	0.023	0.021	
11/15/2016	0.015	0.012	0.023	0.023	0.033
1/10/2017					0.031
1/11/2017		0.011	0.022	0.021	
1/12/2017	0.012				
2/28/2017	0.016	0.011	0.023		0.033
3/1/2017				0.022	
4/19/2017					0.032
4/20/2017	0.015	0.011	0.024	0.022	
7/17/2017					0.033
7/18/2017	0.015				
7/19/2017		0.012	0.025	0.024	

# Time Series

Constituent: Barium (mg/L) Analysis Run 9/13/2023 2:45 PM View: Constituents View  
Plant McIntosh Client: Southern Company Data: McIntosh LF4 CCR

	GWA-13 (bg)	GWA-14 (bg)	GWA-15 (bg)	GWA-16 (bg)	GWA-2 (bg)
1/10/2018	0.015				0.034
1/11/2018		0.012	0.023	0.022	
7/11/2018	0.015	0.012	0.025	0.023	0.035
1/29/2019	0.019	0.013	0.027	0.026	0.034
3/26/2019	0.016	0.012	0.028	0.023	
3/27/2019					0.03
9/10/2019	0.03	0.016		0.039	
9/11/2019			0.023		0.034
3/31/2020	0.015				
4/1/2020		0.013	0.026	0.022	0.037
9/15/2020	0.014	0.012	0.023	0.024	0.036
3/16/2021	0.018	0.013		0.025	0.035
3/17/2021			0.028		
8/17/2021		0.014		0.024	0.037
8/18/2021	0.018				
8/19/2021			0.022		
2/22/2022	0.019	0.014	0.026	0.026	0.038
8/2/2022	0.016	0.014	0.023	0.029	0.032
2/6/2023	0.016				
2/7/2023		0.014	0.025	0.026	0.033
8/1/2023	0.019		0.024	0.031	0.037
8/2/2023		0.014			

# Time Series

Constituent: Barium (mg/L) Analysis Run 9/13/2023 2:45 PM View: Constituents View

Plant McIntosh Client: Southern Company Data: McIntosh LF4 CCR

	GWA-3 (bg)	GWA-4A (bg)	GWA-5 (bg)	GWC-1	GWC-10
8/25/2004	0.025	0.0096	0.016	0.02	0.036
9/11/2004	0.015	0.024	0.02	0.021	0.036
9/26/2004	0.017	0.027	0.016	0.019	0.035
10/13/2004	0.017	0.022	0.014		0.035
7/11/2005	0.012	0.029	0.014	0.017	0.017
12/7/2005	0.012	0.023	0.014	0.018	0.017
6/22/2006	0.016	0.026	0.019	0.018	0.015
11/28/2006	0.017	0.039	0.016	0.026	0.032
7/6/2007	0.1 (O)	0.037	0.018	0.014	0.03
12/13/2007	0.01	0.029	0.015	0.013	0.039
6/20/2008	0.026	0.037	0.018	0.019	0.038
12/7/2008	0.097 (O)	0.025	0.016	0.019	0.034
7/9/2009	0.01	0.028	0.019	0.029	
7/10/2009					0.032
12/28/2009	0.0091			0.039	
12/29/2009			0.02		0.03
12/30/2009		0.017			
6/22/2010	0.011	0.032	0.027	0.032	0.024
1/4/2011		0.02	0.025	0.024	0.017
1/5/2011	0.21 (O)				
7/9/2011	0.035		0.022	0.034	
7/10/2011		0.032			0.03
1/20/2012	0.021				
1/21/2012		0.026	0.024	0.022	0.022
7/11/2012	0.009	0.023	0.024	0.023	0.025
1/19/2013	0.01		0.026		
1/20/2013		0.011		0.027	0.029
7/18/2013	0.014		0.024		
7/19/2013		0.018		0.037	0.02
1/15/2014	0.016		0.026	0.032	
1/16/2014		0.015			0.022
7/10/2014		0.025	0.036		0.018
7/11/2014	0.016			0.034	
1/15/2015	0.014		0.035		
1/16/2015		0.022		0.032	0.019
6/19/2015	0.013		0.066		
6/20/2015		0.015		0.037	0.021
1/14/2016		0.016	0.059		
1/16/2016	0.021			0.051	0.019
4/19/2016	0.0217				
4/20/2016		0.0234	0.0553	0.0554	
4/21/2016					0.0178
6/14/2016	0.024	0.019	0.035		
6/15/2016				0.046	
6/16/2016					0.022
8/9/2016	0.023		0.035		
8/10/2016				0.042	0.015
8/11/2016		0.024			
9/27/2016	0.016	0.035	0.038	0.042	0.014
11/14/2016	0.014	0.034			
11/15/2016			0.039	0.042	0.015
1/10/2017	0.015	0.021			

# Time Series

Constituent: Barium (mg/L) Analysis Run 9/13/2023 2:45 PM View: Constituents View  
 Plant McIntosh Client: Southern Company Data: McIntosh LF4 CCR

	GWA-3 (bg)	GWA-4A (bg)	GWA-5 (bg)	GWC-1	GWC-10
1/11/2017			0.037		
1/12/2017				0.046	0.015
1/19/2017			0.079		
1/23/2017				0.023	
1/24/2017			0.42 (o)		
2/28/2017	0.017	0.021	0.042		
3/1/2017				0.048	0.017
4/19/2017	0.013				
4/20/2017		0.019	0.04	0.046	
4/24/2017					0.014
7/18/2017	0.012	0.018	0.04		
7/19/2017				0.045	
7/24/2017					0.015
1/10/2018	0.016	0.021	0.048		
1/11/2018				0.046	0.013
7/11/2018	0.015	0.029	0.044		
7/12/2018				0.045	0.024
1/29/2019	0.017	0.025	0.05		
1/30/2019				0.05	0.023
3/26/2019		0.023	0.046		
3/27/2019	0.014			0.045	0.019
9/10/2019		0.026	0.044		
9/11/2019	0.015			0.038	0.021
3/31/2020		0.017	0.044		
4/1/2020	0.014			0.041	0.035
9/15/2020	0.015		0.041	0.038	0.023
9/16/2020		0.016			
3/16/2021	0.015			0.039	0.019
3/17/2021		0.014	0.04		
8/17/2021	0.015				
8/18/2021				0.034	0.018
8/19/2021		0.013	0.038		
2/22/2022	0.015		0.041		
2/23/2022		0.015		0.039	0.018
8/2/2022	0.012		0.043		
8/3/2022		0.032		0.029	0.017
2/7/2023	0.012	0.015	0.039	0.031	
2/8/2023					0.017
8/1/2023		0.016	0.041		
8/2/2023	0.015			0.03	0.016



# Time Series

Constituent: Barium (mg/L) Analysis Run 9/13/2023 2:45 PM View: Constituents View

Plant McIntosh Client: Southern Company Data: McIntosh LF4 CCR

	GWC-11	GWC-12	GWC-17 (bg)	GWC-18 (bg)	GWC-19
8/25/2004	0.018	0.014			
9/11/2004	0.022	0.014			
9/26/2004	0.022	0.014			
10/13/2004	0.017	0.013			
7/11/2005	0.015	0.011			
12/7/2005	0.012	0.012			
6/22/2006	0.012	0.012			
11/28/2006	0.013	0.011			
7/6/2007	0.012	0.014			
12/13/2007	0.013	0.011			
6/20/2008	0.026	0.011			
12/7/2008	0.093 (Q)	0.01			
7/10/2009	0.013	0.011			
12/28/2009		0.011			
12/29/2009	0.012				
6/22/2010	0.014	0.011			
1/4/2011		0.013			
1/5/2011	0.011				
7/9/2011	0.012	0.015			
1/20/2012		0.013			
1/21/2012	0.017				
7/11/2012	0.015	0.015			
1/19/2013	0.013	0.014			
7/18/2013		0.013			
7/19/2013	0.012				
1/15/2014	0.012	0.013			
7/11/2014	0.012	0.016			
1/15/2015		0.012			
1/16/2015	0.011				
6/19/2015		0.015			
6/20/2015	0.013				
12/8/2015			0.021	0.053	0.057
12/14/2015			0.021	0.049	
12/15/2015					0.052
12/28/2015			0.02	0.048	0.041
1/13/2016			0.019		
1/14/2016	0.016			0.048	0.038
1/16/2016		0.013			
1/26/2016			0.019	0.044	0.034
4/19/2016				0.0308	0.023
4/20/2016	0.0113	0.0114	0.0188		
6/15/2016	0.013	0.0095 (J)	0.017		
6/16/2016				0.029	0.017
8/9/2016			0.018		
8/10/2016	0.01	0.0094			0.013
8/11/2016				0.023	
9/27/2016	0.01	0.011	0.016		
9/28/2016				0.024	0.013
11/15/2016	0.011	0.0096	0.017		0.013
11/16/2016				0.022	
1/11/2017			0.017	0.017	
1/12/2017	0.01	0.01			

# Time Series

Constituent: Barium (mg/L) Analysis Run 9/13/2023 2:45 PM View: Constituents View  
 Plant McIntosh Client: Southern Company Data: McIntosh LF4 CCR

	GWC-11	GWC-12	GWC-17 (bg)	GWC-18 (bg)	GWC-19
1/16/2017					0.014
3/1/2017	0.011	0.011	0.017	0.02	0.017
4/20/2017		0.01	0.016		
4/24/2017	0.01				
4/25/2017				0.02	0.015
7/19/2017			0.017		
7/20/2017		0.011			
7/24/2017	0.0089				
7/25/2017				0.017	0.012
1/11/2018	0.01	0.01	0.017		
1/12/2018				0.015	0.014
7/11/2018			0.017	0.013	0.018
7/12/2018	0.016	0.011			
1/29/2019			0.02		0.016
1/30/2019	0.014 (J)	0.011 (J)		0.02	
3/27/2019	0.013	0.0099	0.017	0.014	0.013
9/11/2019	0.011	0.01	0.021	0.018	0.015
4/1/2020		0.0097 (J)	0.019	0.013	0.013
4/2/2020	0.011				
9/15/2020	0.015		0.018	0.014	
9/16/2020		0.011			0.012
3/16/2021		0.01	0.017		0.0099 (J)
3/17/2021	0.016			0.013	
8/18/2021	0.011	0.01			
8/19/2021			0.017	0.013	0.0095 (J)
2/22/2022			0.019		
2/23/2022	0.01	0.01		0.012	0.01
8/2/2022	0.011		0.017	0.013	
8/3/2022		0.011			0.011
2/7/2023		0.011		0.012	
2/8/2023	0.011		0.02		0.01
8/2/2023	0.01	0.014	0.017	0.012	0.0092 (J)

# Time Series

Constituent: Barium (mg/L) Analysis Run 9/13/2023 2:45 PM View: Constituents View

Plant McIntosh Client: Southern Company Data: McIntosh LF4 CCR

	GWC-20	GWC-21	GWC-23	GWC-9
8/25/2004				0.029
9/11/2004				0.031
9/26/2004				0.03
10/13/2004				0.024
7/11/2005				0.022
12/7/2005				0.032
6/22/2006				0.026
11/28/2006				0.02
7/6/2007				0.018
12/13/2007				0.017
6/20/2008				0.018
12/7/2008				0.016
7/9/2009				0.019
12/29/2009				0.02
6/22/2010				0.022
1/5/2011				0.021
7/9/2011				0.021
1/21/2012				0.021
7/11/2012				0.021
1/19/2013				0.024
7/18/2013				0.024
1/15/2014				0.022
7/10/2014				0.023
1/16/2015				0.015
6/20/2015				0.024
12/9/2015	0.039	0.024		
12/14/2015	0.045	0.027		
12/29/2015	0.045	0.027		
1/14/2016	0.034	0.025		0.026
1/25/2016	0.038	0.023		
4/19/2016				0.0274
4/21/2016	0.0325	0.0165		
6/15/2016				0.024
6/16/2016	0.027	0.018	0.057	
8/10/2016	0.025	0.014	0.072	0.031
9/27/2016	0.023	0.018		0.029
9/28/2016			0.076	
11/15/2016	0.022	0.015		0.029
11/16/2016			0.057	
1/12/2017		0.014		
1/13/2017	0.021			0.025
1/17/2017			0.049	
3/1/2017	0.021	0.015		0.03
3/2/2017			0.067	
4/24/2017		0.015		0.024
4/25/2017	0.02		0.049	
7/13/2017			0.04	
7/24/2017				0.026
7/25/2017	0.02	0.015	0.038	
1/11/2018		0.016		
1/12/2018	0.021		0.037	0.027
7/11/2018	0.021	0.017		

# Time Series

Constituent: Barium (mg/L) Analysis Run 9/13/2023 2:45 PM View: Constituents View  
Plant McIntosh Client: Southern Company Data: McIntosh LF4 CCR

	GWC-20	GWC-21	GWC-23	GWC-9
7/12/2018			0.037	0.031
1/29/2019	0.017			
1/30/2019		0.017	0.034	0.032
3/27/2019	0.018	0.016	0.027	0.023
9/11/2019	0.021	0.019	0.023	0.029
4/1/2020	0.016	0.018	0.024	0.021
9/15/2020	0.021	0.021	0.024	
9/16/2020				0.033
3/16/2021	0.016			
3/17/2021		0.019	0.024	0.041
8/19/2021	0.017	0.018	0.019	0.024
2/22/2022	0.018			
2/23/2022		0.02	0.024	0.026
8/3/2022	0.018			0.03
8/4/2022		0.022	0.017	
2/8/2023	0.015	0.019	0.016	0.024
8/2/2023	0.015			0.021
8/3/2023		0.018	0.012	

# Time Series

Constituent: Beryllium (mg/L) Analysis Run 9/13/2023 2:45 PM View: Constituents View

Plant McIntosh Client: Southern Company Data: McIntosh LF4 CCR

	GWA-13 (bg)	GWA-14 (bg)	GWA-15 (bg)	GWA-16 (bg)	GWA-2 (bg)
8/25/2004					<0.0025
9/11/2004					<0.0025
9/26/2004					<0.0025
10/13/2004					<0.0025
7/11/2005					<0.0025
12/7/2005					<0.0025
6/22/2006					<0.0025
11/28/2006					<0.0025
7/6/2007					<0.0025
12/13/2007					<0.0025
6/20/2008					<0.0025
12/7/2008					<0.0025
7/9/2009					<0.0025
12/28/2009					<0.0025
6/22/2010					<0.0025
1/4/2011					<0.0025
7/9/2011					<0.0025
1/21/2012					<0.0025
7/11/2012					<0.0025
1/20/2013					<0.0025
7/19/2013					<0.0025
1/15/2014					0.00011 (J)
7/11/2014					0.0001 (J)
1/16/2015					<0.0025
6/20/2015					<0.0025
12/7/2015	<0.0025	<0.0025	<0.0025	<0.0025	
12/14/2015				<0.0025	
12/15/2015	<0.0025	<0.0025	<0.0025	<0.0025	
12/28/2015			<0.0025	<0.0025	
12/29/2015		<0.0025			
1/13/2016	<0.0025	<0.0025	<0.0025	<0.0025	
1/16/2016					<0.0025
1/25/2016	<0.0025	<0.0025	<0.0025	<0.0025	
4/19/2016					<0.0025
4/20/2016	<0.0025	<0.0025		<0.0025	
4/21/2016			<0.0025		
6/14/2016	7.1E-05 (J)	4.4E-05 (J)			6.5E-05 (J)
6/15/2016			3.8E-05 (J)	0.00011 (J)	
8/9/2016	<0.0025	<0.0025	<0.0025	<0.0025	<0.0025
9/26/2016					<0.0025
9/27/2016	<0.0025	<0.0025	<0.0025	<0.0025	
11/15/2016	<0.0025	<0.0025	<0.0025	<0.0025	<0.0025
1/10/2017					<0.0025
1/11/2017		<0.0025	<0.0025	<0.0025	
1/12/2017	<0.0025				
2/28/2017	<0.0025	<0.0025	<0.0025		<0.0025
3/1/2017				<0.0025	
4/19/2017					<0.0025
4/20/2017	<0.0025	<0.0025	<0.0025	<0.0025	
7/17/2017					<0.0025
7/18/2017	<0.0025				
7/19/2017		<0.0025	<0.0025	<0.0025	

# Time Series

Constituent: Beryllium (mg/L) Analysis Run 9/13/2023 2:45 PM View: Constituents View  
Plant McIntosh Client: Southern Company Data: McIntosh LF4 CCR

	GWA-13 (bg)	GWA-14 (bg)	GWA-15 (bg)	GWA-16 (bg)	GWA-2 (bg)
1/10/2018	<0.0025				<0.0025
1/11/2018		<0.0025	<0.0025	<0.0025	
7/11/2018	<0.0025	<0.0025	<0.0025	<0.0025	<0.0025
1/29/2019	<0.0025	<0.0025	<0.0025	<0.0025	6.3E-05 (J)
3/26/2019	<0.0025	<0.0025	<0.0025	<0.0025	
3/27/2019					<0.0025
9/10/2019	0.0008 (J)	0.00025 (J)		0.00036 (J)	
9/11/2019			<0.0025		<0.0025
3/31/2020	<0.0025				
4/1/2020		<0.0025	<0.0025	<0.0025	<0.0025
9/15/2020	<0.0025	<0.0025	<0.0025	<0.0025	0.00024 (J)
3/16/2021	0.0002 (J)	<0.0025		<0.0025	<0.0025
3/17/2021			<0.0025		
8/17/2021		<0.0025		<0.0025	0.00018 (J)
8/18/2021	<0.0025				
8/19/2021			<0.0025		
2/22/2022	<0.0025	<0.0025	<0.0025	<0.0025	<0.0025
8/2/2022	<0.0025	<0.0025	<0.0025	<0.0025	<0.0025
2/6/2023	<0.0025				
2/7/2023		<0.0025	<0.0025	<0.0025	<0.0025
8/1/2023	<0.0025		<0.0025	<0.0025	<0.0025
8/2/2023		<0.0025			

# Time Series

Constituent: Beryllium (mg/L) Analysis Run 9/13/2023 2:45 PM View: Constituents View

Plant McIntosh Client: Southern Company Data: McIntosh LF4 CCR

	GWA-3 (bg)	GWA-4A (bg)	GWA-5 (bg)	GWC-1	GWC-10
8/25/2004	<0.0025	<0.0025	<0.0025	<0.0025	<0.0025
9/11/2004	<0.0025	<0.0025	<0.0025	<0.0025	<0.0025
9/26/2004	<0.0025	<0.0025	<0.0025	<0.0025	<0.0025
10/13/2004	<0.0025	<0.0025	<0.0025	<0.0025	<0.0025
7/11/2005	<0.0025	<0.0025	0.0011	<0.0025	<0.0025
12/7/2005	<0.0025	<0.0025	<0.0025	<0.0025	<0.0025
6/22/2006	<0.0025	<0.0025	<0.0025	<0.0025	<0.0025
11/28/2006	<0.0025	<0.0025	<0.0025	<0.0025	<0.0025
7/6/2007	<0.0025	<0.0025	<0.0025	<0.0025	<0.0025
12/13/2007	<0.0025	<0.0025	<0.0025	<0.0025	<0.0025
6/20/2008	<0.0025	<0.0025	<0.0025	<0.0025	<0.0025
12/7/2008	<0.0025	<0.0025	<0.0025	<0.0025	<0.0025
7/9/2009	<0.0025	<0.0025	<0.0025	<0.0025	
7/10/2009					<0.0025
12/28/2009	<0.0025			<0.0025	
12/29/2009			<0.0025		<0.0025
12/30/2009		<0.0025			
6/22/2010	<0.0025	<0.0025	<0.0025	<0.0025	<0.0025
1/4/2011		<0.0025	<0.0025	<0.0025	<0.0025
1/5/2011	0.0018				
7/9/2011	<0.0025		<0.0025	<0.0025	
7/10/2011		<0.0025			<0.0025
1/20/2012	<0.0025				
1/21/2012		<0.0025	<0.0025	<0.0025	<0.0025
7/11/2012	<0.0025	<0.0025	<0.0025	<0.0025	<0.0025
1/19/2013	<0.0025		<0.0025		
1/20/2013		<0.0025		<0.0025	<0.0025
7/18/2013	<0.0025		<0.0025		
7/19/2013		<0.0025		<0.0025	<0.0025
1/15/2014	<0.0025		<0.0025	0.00016 (J)	
1/16/2014		<0.0025			<0.0025
7/10/2014		0.0001 (J)	<0.0025		<0.0025
7/11/2014	<0.0025			0.00018 (J)	
1/15/2015	<0.0025		<0.0025		
1/16/2015		<0.0025		0.00016 (J)	<0.0025
6/19/2015	<0.0025		0.00013 (J)		
6/20/2015		<0.0025		0.00017 (J)	0.00013 (J)
1/14/2016		<0.0025	<0.0025		
1/16/2016	<0.0025			8E-05 (J)	<0.0025
4/19/2016	<0.0025				
4/20/2016		<0.0025	<0.0025	<0.0025	
4/21/2016					<0.0025
6/14/2016	3.2E-05 (J)	8.7E-05 (J)	5.4E-05 (J)		
6/15/2016				0.00012 (J)	
6/16/2016					8.5E-05 (J)
8/9/2016	<0.0025		<0.0025		
8/10/2016				<0.0025	<0.0025
8/11/2016		<0.0025			
9/27/2016	<0.0025	<0.0025	<0.0025	<0.0025	<0.0025
11/14/2016	<0.0025	<0.0025			
11/15/2016			<0.0025	<0.0025	<0.0025
1/10/2017	<0.0025	<0.0025			

# Time Series

Constituent: Beryllium (mg/L) Analysis Run 9/13/2023 2:45 PM View: Constituents View  
 Plant McIntosh Client: Southern Company Data: McIntosh LF4 CCR

	GWA-3 (bg)	GWA-4A (bg)	GWA-5 (bg)	GWC-1	GWC-10
1/11/2017			<0.0025		
1/12/2017				<0.0025	<0.0025
1/19/2017			<0.0025		
1/23/2017				<0.0025	
1/24/2017			<0.0025		
2/28/2017	<0.0025	<0.0025	<0.0025		
3/1/2017				<0.0025	<0.0025
4/19/2017	<0.0025				
4/20/2017		<0.0025	<0.0025	<0.0025	
4/24/2017					<0.0025
7/18/2017	<0.0025	<0.0025	<0.0025		
7/19/2017				<0.0025	
7/24/2017					<0.0025
1/10/2018	<0.0025	<0.0025	<0.0025		
1/11/2018				<0.0025	<0.0025
7/11/2018	<0.0025	<0.0025	<0.0025		
7/12/2018				<0.0025	<0.0025
1/29/2019	<0.0025	0.00011 (J)	<0.0025		
1/30/2019				<0.0025	<0.0025
3/26/2019		<0.0025	<0.0025		
3/27/2019	<0.0025			<0.0025	<0.0025
9/10/2019		0.0006 (J)	<0.0025		
9/11/2019	<0.0025			0.00021 (J)	<0.0025
3/31/2020		<0.0025	<0.0025		
4/1/2020	<0.0025			<0.0025	<0.0025
9/15/2020	<0.0025		<0.0025	<0.0025	<0.0025
9/16/2020		<0.0025			
3/16/2021	<0.0025			0.00022 (J)	0.00033 (J)
3/17/2021		<0.0025	<0.0025		
8/17/2021	<0.0025				
8/18/2021				0.00018 (J)	<0.0025
8/19/2021		<0.0025	<0.0025		
2/22/2022	<0.0025		<0.0025		
2/23/2022		<0.0025		<0.0025	<0.0025
8/2/2022	<0.0025		<0.0025		
8/3/2022		<0.0025		<0.0025	<0.0025
2/7/2023	<0.0025	<0.0025	<0.0025	<0.0025	
2/8/2023					<0.0025
8/1/2023		<0.0025	<0.0025		
8/2/2023	<0.0025			<0.0025	<0.0025



# Time Series

Constituent: Beryllium (mg/L) Analysis Run 9/13/2023 2:46 PM View: Constituents View

Plant McIntosh Client: Southern Company Data: McIntosh LF4 CCR

	GWC-11	GWC-12	GWC-17 (bg)	GWC-18 (bg)	GWC-19
8/25/2004	<0.0025	<0.0025			
9/11/2004	<0.0025	<0.0025			
9/26/2004	<0.0025	<0.0025			
10/13/2004	<0.0025	<0.0025			
7/11/2005	<0.0025	<0.0025			
12/7/2005	<0.0025	<0.0025			
6/22/2006	<0.0025	<0.0025			
11/28/2006	<0.0025	<0.0025			
7/6/2007	<0.0025	<0.0025			
12/13/2007	<0.0025	<0.0025			
6/20/2008	<0.0025	<0.0025			
12/7/2008	<0.0025	<0.0025			
7/10/2009	<0.0025	<0.0025			
12/28/2009		<0.0025			
12/29/2009	<0.0025				
6/22/2010	<0.0025	<0.0025			
1/4/2011		<0.0025			
1/5/2011	<0.0025				
7/9/2011	<0.0025	<0.0025			
1/20/2012		<0.0025			
1/21/2012	<0.0025				
7/11/2012	<0.0025	<0.0025			
1/19/2013	<0.0025	<0.0025			
7/18/2013		<0.0025			
7/19/2013	<0.0025				
1/15/2014	<0.0025	0.00017 (J)			
7/11/2014	<0.0025	0.00024 (J)			
1/15/2015		0.00015 (J)			
1/16/2015	<0.0025				
6/19/2015		0.00016 (J)			
6/20/2015	<0.0025				
12/8/2015			0.00046 (J)	<0.0025	0.00018 (J)
12/14/2015			0.00052 (J)	<0.0025	
12/15/2015					0.00014 (J)
12/28/2015			0.00057 (J)	<0.0025	9E-05 (J)
1/13/2016			0.00056 (J)		
1/14/2016	<0.0025			<0.0025	0.0001 (J)
1/16/2016		0.00014 (J)			
1/26/2016			0.00057 (J)	<0.0025	0.00011 (J)
4/19/2016				<0.0025	<0.0025
4/20/2016	<0.0025	<0.0025	<0.003 (o)		
6/15/2016	<0.0025	0.00014 (J)	0.00056 (J)		
6/16/2016				<0.0025	0.00011 (J)
8/9/2016			0.00054 (J)		
8/10/2016	<0.0025	<0.0025			<0.0025
8/11/2016				<0.0025	
9/27/2016	<0.0025	<0.0025	0.00056 (J)		
9/28/2016				<0.0025	<0.0025
11/15/2016	<0.0025	<0.0025	0.00047 (J)		<0.0025
11/16/2016				<0.0025	
1/11/2017			0.00066 (J)	<0.0025	
1/12/2017	<0.0025	<0.0025			

# Time Series

Constituent: Beryllium (mg/L) Analysis Run 9/13/2023 2:46 PM View: Constituents View  
 Plant McIntosh Client: Southern Company Data: McIntosh LF4 CCR

	GWC-11	GWC-12	GWC-17 (bg)	GWC-18 (bg)	GWC-19
1/16/2017					<0.0025
3/1/2017	<0.0025	<0.0025	0.00066 (J)	<0.0025	<0.0025
4/20/2017		<0.0025	0.00055 (J)		
4/24/2017	<0.0025				
4/25/2017				<0.0025	<0.0025
7/19/2017			0.00061 (J)		
7/20/2017		<0.0025			
7/24/2017	<0.0025				
7/25/2017				<0.0025	<0.0025
1/11/2018	<0.0025	<0.0025	0.00064 (J)		
1/12/2018				<0.0025	<0.0025
7/11/2018			0.00065 (J)	<0.0025	<0.0025
7/12/2018	<0.0025	<0.0025			
1/29/2019			0.00062 (J)		0.00023 (J)
1/30/2019	<0.0025	<0.0025		<0.0025	
3/27/2019	<0.0025	<0.0025	0.00062	<0.0025	<0.0025
9/11/2019	<0.0025	0.00022 (J)	0.001	0.00026 (J)	0.00058 (J)
4/1/2020		<0.0025	0.00058 (J)	<0.0025	<0.0025
4/2/2020	0.00023 (J)				
9/15/2020	<0.0025		0.00063 (J)	<0.0025	
9/16/2020		<0.0025			0.00022 (J)
3/16/2021		0.00037 (J)	0.00062 (J)		0.00024 (J)
3/17/2021	0.00048 (J)			<0.0025	
8/18/2021	<0.0025	<0.0025			
8/19/2021			0.00057 (J)	<0.0025	<0.0025
2/22/2022			0.00078 (J)		
2/23/2022	<0.0025	<0.0025		<0.0025	0.00031 (J)
8/2/2022	<0.0025		0.00057 (J)	<0.0025	
8/3/2022		0.00027 (J)			<0.0025
2/7/2023		<0.0025		<0.0025	
2/8/2023	<0.0025		0.00071 (J)		0.00022 (J)
8/2/2023	<0.0025	<0.0025	0.00057 (J)	<0.0025	0.0002 (J)

# Time Series

Constituent: Beryllium (mg/L) Analysis Run 9/13/2023 2:46 PM View: Constituents View

Plant McIntosh Client: Southern Company Data: McIntosh LF4 CCR

	GWC-20	GWC-21	GWC-23	GWC-9
8/25/2004				<0.0025
9/11/2004				<0.0025
9/26/2004				<0.0025
10/13/2004				<0.0025
7/11/2005				<0.0025
12/7/2005				<0.0025
6/22/2006				<0.0025
11/28/2006				<0.0025
7/6/2007				<0.0025
12/13/2007				<0.0025
6/20/2008				<0.0025
12/7/2008				<0.0025
7/9/2009				<0.0025
12/29/2009				<0.0025
6/22/2010				<0.0025
1/5/2011				<0.0025
7/9/2011				<0.0025
1/21/2012				<0.0025
7/11/2012				<0.0025
1/19/2013				<0.0025
7/18/2013				<0.0025
1/15/2014				<0.0025
7/10/2014				0.0001 (J)
1/16/2015				<0.0025
6/20/2015				<0.0025
12/9/2015	0.00026 (J)	<0.0025		
12/14/2015	0.00032 (J)	<0.0025		
12/29/2015	0.00043 (J)	<0.0025		
1/14/2016	0.00032 (J)	<0.0025		<0.0025
1/25/2016	0.00038 (J)	<0.0025		
4/19/2016				<0.0025
4/21/2016	<0.0025	<0.0025		
6/15/2016				7.7E-05 (J)
6/16/2016	0.00032 (J)	<0.0025	<0.0025	
8/10/2016	<0.0025	<0.0025	<0.0025	<0.0025
9/27/2016	<0.0025	0.00064 (J)		<0.0025
9/28/2016			<0.0025	
11/15/2016	<0.0025	<0.0025		<0.0025
11/16/2016			<0.0025	
1/12/2017		<0.0025		
1/13/2017	<0.0025			<0.0025
1/17/2017			<0.0025	
3/1/2017	<0.0025	<0.0025		<0.0025
3/2/2017			<0.0025	
4/24/2017		<0.0025		<0.0025
4/25/2017	<0.0025		<0.0025	
7/13/2017			<0.0025	
7/24/2017				<0.0025
7/25/2017	<0.0025	<0.0025	<0.0025	
1/11/2018		<0.0025		
1/12/2018	<0.0025		<0.0025	<0.0025
7/11/2018	<0.0025	<0.0025		

# Time Series

Constituent: Beryllium (mg/L) Analysis Run 9/13/2023 2:46 PM View: Constituents View  
Plant McIntosh Client: Southern Company Data: McIntosh LF4 CCR

	GWC-20	GWC-21	GWC-23	GWC-9
7/12/2018			<0.0025	<0.0025
1/29/2019	0.00016 (J)			
1/30/2019		<0.0025	<0.0025	<0.0025
3/27/2019	<0.0025	<0.0025	<0.0025	<0.0025
9/11/2019	0.00052 (J)	0.00054 (J)	0.00026 (J)	0.00021 (J)
4/1/2020	<0.0025	<0.0025	<0.0025	<0.0025
9/15/2020	0.00025 (J)	<0.0025	<0.0025	
9/16/2020				<0.0025
3/16/2021	0.00022 (J)			
3/17/2021		<0.0025	0.00018 (J)	0.00024 (J)
8/19/2021	<0.0025	<0.0025	<0.0025	<0.0025
2/22/2022	<0.0025			
2/23/2022		<0.0025	<0.0025	<0.0025
8/3/2022	0.00031 (J)			<0.0025
8/4/2022		<0.0025	<0.0025	
2/8/2023	<0.0025	<0.0025	<0.0025	<0.0025
8/2/2023	<0.0025			<0.0025
8/3/2023		<0.0025	<0.0025	

# Time Series

Constituent: Boron (mg/L) Analysis Run 9/13/2023 2:46 PM View: Constituents View

Plant McIntosh Client: Southern Company Data: McIntosh LF4 CCR

	GWA-13 (bg)	GWA-14 (bg)	GWA-15 (bg)	GWA-16 (bg)	GWA-2 (bg)
4/19/2016					<0.08
4/20/2016	<0.08	<0.08		<0.08	
4/21/2016			<0.08		
6/14/2016	0.0086 (J)	0.0098 (J)			0.012 (J)
6/15/2016			0.0095 (J)	0.0085 (J)	
8/9/2016	<0.08	<0.08	<0.08	<0.08	<0.08
9/26/2016					<0.08
9/27/2016	<0.08	<0.08	<0.08	<0.08	
11/15/2016	<0.08	<0.08	<0.08	<0.08	<0.08
1/10/2017					<0.08
1/11/2017		<0.08	<0.08	<0.08	
1/12/2017	<0.08				
2/28/2017	<0.08	<0.08	<0.08		0.022 (J)
3/1/2017				<0.08	
4/19/2017					<0.08
4/20/2017	<0.08	<0.08	<0.08	<0.08	
10/10/2017					<0.08
10/11/2017	<0.08	<0.08	<0.08	<0.08	
1/10/2018	<0.08				<0.08
1/11/2018		<0.08	<0.08	<0.08	
7/11/2018	<0.08	<0.08	<0.08	<0.08	<0.08
1/29/2019	<0.08	<0.08	<0.08	<0.08	<0.08
3/26/2019	<0.08	<0.08	<0.08	<0.08	
3/27/2019					<0.08
9/10/2019	0.061 (J)	<0.08		<0.08	
9/11/2019			<0.08		<0.08
3/31/2020	<0.08				
4/1/2020		<0.08	<0.08	<0.08	0.042 (J)
9/15/2020	<0.08	<0.08	<0.08	<0.08	<0.08
3/16/2021	<0.08	<0.08		<0.08	<0.08
3/17/2021			<0.08		
8/17/2021		0.1		0.061 (J)	0.069 (J)
8/18/2021	0.044 (J)				
8/19/2021			<0.08		
2/22/2022	<0.08	<0.08	<0.08	<0.08	0.11
8/2/2022	<0.08	<0.08	<0.08	<0.08	<0.08
2/6/2023	<0.08				
2/7/2023		<0.08	<0.08	<0.08	<0.08
8/1/2023	0.035 (J)		<0.08	<0.08	0.024 (J)
8/2/2023		0.038 (J)			

# Time Series

Constituent: Boron (mg/L) Analysis Run 9/13/2023 2:46 PM View: Constituents View

Plant McIntosh Client: Southern Company Data: McIntosh LF4 CCR

	GWA-3 (bg)	GWA-4A (bg)	GWA-5 (bg)	GWC-1	GWC-10
4/19/2016	<0.08				
4/20/2016		<0.08	<0.08	<0.08	
4/21/2016					<0.08
6/14/2016	0.0077 (J)	0.01 (J)	0.011 (J)		
6/15/2016				0.017 (J)	
6/16/2016					0.017 (J)
8/9/2016	<0.08		<0.08		
8/10/2016				<0.08	<0.08
8/11/2016		<0.08			
9/27/2016	<0.08	<0.08	<0.08	<0.08	<0.08
11/14/2016	<0.08	<0.08			
11/15/2016			<0.08	<0.08	0.021 (J)
1/10/2017	<0.08	<0.08			
1/11/2017			<0.08		
1/12/2017				<0.08	0.041 (J)
2/28/2017	<0.08	<0.08	<0.08		
3/1/2017				<0.08	0.052
4/19/2017	<0.08				
4/20/2017		<0.08	<0.08	<0.08	
4/24/2017					0.064
10/10/2017		<0.08			
10/11/2017	<0.08		<0.08	<0.08	
10/12/2017					0.06
12/12/2017					0.086
1/10/2018	<0.08	<0.08	<0.08		
1/11/2018				<0.08	0.06
7/11/2018	<0.08	<0.08	<0.08		
7/12/2018				<0.08	0.054
1/29/2019	<0.08	<0.08	<0.08		
1/30/2019				<0.08	0.055
3/26/2019		<0.08	<0.08		
3/27/2019	<0.08			<0.08	0.05
9/10/2019		0.052 (J)	<0.08		
9/11/2019	<0.08			<0.08	0.067 (J)
3/31/2020		<0.08	<0.08		
4/1/2020	<0.08			<0.08	0.068 (J)
9/15/2020	0.061 (J)		0.047 (J)	<0.08	0.062 (J)
9/16/2020		0.056 (J)			
3/16/2021	<0.08			<0.08	0.045 (J)
3/17/2021		<0.08	<0.08		
8/17/2021	<0.08				
8/18/2021				0.046 (J)	0.069 (J)
8/19/2021		<0.08	<0.08		
2/22/2022	0.065 (J)		<0.08		
2/23/2022		0.096		<0.08	0.069 (J)
8/2/2022	<0.08		<0.08		
8/3/2022		<0.08		0.064 (J)	<0.08
2/7/2023	<0.08	0.022 (J)	0.024 (J)	<0.08	
2/8/2023					0.043 (J)
8/1/2023		0.026 (J)	0.047 (J)		
8/2/2023	0.025 (J)			<0.08	0.034 (J)

# Time Series

Constituent: Boron (mg/L) Analysis Run 9/13/2023 2:46 PM View: Constituents View

Plant McIntosh Client: Southern Company Data: McIntosh LF4 CCR

	GWC-11	GWC-12	GWC-17 (bg)	GWC-18 (bg)	GWC-19
4/19/2016				<0.08	<0.08
4/20/2016	<0.08	<0.08	<0.08		
6/15/2016	0.011 (J)	0.01 (J)	0.0095 (J)		
6/16/2016				0.011 (J)	0.0069 (J)
8/9/2016			<0.08		
8/10/2016	<0.08	<0.08			<0.08
8/11/2016				<0.08	
9/27/2016	<0.08	<0.08	<0.08		
9/28/2016				<0.08	<0.08
11/15/2016	<0.08	<0.08	<0.08		<0.08
11/16/2016				<0.08	
1/11/2017			<0.08	<0.08	
1/12/2017	<0.08	<0.08			
1/16/2017					<0.08
3/1/2017	<0.08	<0.08	<0.08	<0.08	<0.08
4/20/2017		<0.08	<0.08		
4/24/2017	<0.08				
4/25/2017				<0.08	<0.08
10/11/2017	<0.08		<0.08		
10/12/2017		<0.08		<0.08	<0.08
1/11/2018	<0.08	<0.08	<0.08		
1/12/2018				<0.08	<0.08
7/11/2018			<0.08	<0.08	<0.08
7/12/2018	<0.08	<0.08			
1/29/2019			<0.08		<0.08
1/30/2019	<0.08	<0.08		<0.08	
3/27/2019	<0.08	<0.08	<0.08	<0.08	<0.08
9/11/2019	<0.08	<0.08	<0.08	<0.08	<0.08
4/1/2020		<0.08	<0.08	<0.08	<0.08
4/2/2020	0.066 (J)				
9/15/2020	<0.08		<0.08	<0.08	
9/16/2020		<0.08			0.046 (J)
3/16/2021		<0.08	<0.08		<0.08
3/17/2021	<0.08			<0.08	
8/18/2021	<0.08	<0.08			
8/19/2021			<0.08	<0.08	<0.08
2/22/2022			<0.08		
2/23/2022	<0.08	<0.08		<0.08	<0.08
8/2/2022	<0.08		<0.08	<0.08	
8/3/2022		<0.08			<0.08
2/7/2023		<0.08		<0.08	
2/8/2023	0.022 (J)		<0.08		0.024 (J)
8/2/2023	<0.08	<0.08	<0.08	<0.08	<0.08

# Time Series

Constituent: Boron (mg/L) Analysis Run 9/13/2023 2:46 PM View: Constituents View

Plant McIntosh Client: Southern Company Data: McIntosh LF4 CCR

	GWC-20	GWC-21	GWC-23	GWC-9
4/19/2016				<0.08
4/21/2016	<0.08	<0.08		
6/15/2016				0.018 (J)
6/16/2016	0.012 (J)	0.012 (J)	0.017 (J)	
8/10/2016	<0.08	<0.08	<0.08	<0.08
9/27/2016	<0.08	<0.08		<0.08
9/28/2016			<0.08	
11/15/2016	<0.08	<0.08		<0.08
11/16/2016			<0.08	
1/12/2017		<0.08		
1/13/2017	<0.08			<0.08
1/17/2017			<0.08	
3/1/2017	<0.08	<0.08		<0.08
3/2/2017			<0.08	
4/24/2017		<0.08		<0.08
4/25/2017	<0.08		<0.08	
7/13/2017			<0.08	
10/12/2017	<0.08	<0.08	<0.08	<0.08
1/11/2018		<0.08		
1/12/2018	<0.08		<0.08	<0.08
7/11/2018	<0.08	<0.08		
7/12/2018			<0.08	<0.08
1/29/2019	<0.08			
1/30/2019		<0.08	<0.08	<0.08
3/27/2019	<0.08	<0.08	<0.08	<0.08
9/11/2019	0.042 (J)	0.055 (J)	0.04 (J)	<0.08
4/1/2020	<0.08	<0.08	<0.08	<0.08
9/15/2020	<0.08	<0.08	<0.08	
9/16/2020				0.042 (J)
3/16/2021	<0.08			
3/17/2021		<0.08	<0.08	<0.08
8/19/2021	<0.08	<0.08	<0.08	<0.08
2/22/2022	<0.08			
2/23/2022		<0.08	<0.08	<0.08
8/3/2022	<0.08			<0.08
8/4/2022		<0.08	<0.08	
2/8/2023	<0.08	0.027 (J)	<0.08	0.026 (J)
8/2/2023	<0.08			0.026 (J)
8/3/2023		0.022 (J)	<0.08	



# Time Series

Constituent: Cadmium (mg/L) Analysis Run 9/13/2023 2:46 PM View: Constituents View

Plant McIntosh Client: Southern Company Data: McIntosh LF4 CCR

	GWA-13 (bg)	GWA-14 (bg)	GWA-15 (bg)	GWA-16 (bg)	GWA-2 (bg)
8/25/2004					<0.0025
9/11/2004					<0.0025
9/26/2004					<0.0025
10/13/2004					<0.0025
7/11/2005					<0.0025
12/7/2005					<0.0025
6/22/2006					<0.0025
11/28/2006					<0.0025
7/6/2007					<0.0025
12/13/2007					<0.0025
6/20/2008					<0.0025
12/7/2008					<0.0025
7/9/2009					<0.0025
12/28/2009					<0.0025
6/22/2010					<0.0025
1/4/2011					<0.0025
7/9/2011					<0.0025
1/21/2012					<0.0025
7/11/2012					<0.0025
1/20/2013					<0.0025
7/19/2013					<0.0025
1/15/2014					<0.0025
7/11/2014					<0.0025
1/16/2015					<0.0025
6/20/2015					<0.0025
12/7/2015	<0.0025	<0.0025	<0.0025	<0.0025	
12/14/2015				<0.0025	
12/15/2015	<0.0025	<0.0025	<0.0025		
12/28/2015			<0.0025	<0.0025	
12/29/2015	<0.0025	<0.0025			
1/13/2016	<0.0025	<0.0025	<0.0025	<0.0025	
1/16/2016					<0.0025
1/25/2016	<0.0025	<0.0025	<0.0025	<0.0025	
4/19/2016					<0.0025
4/20/2016	<0.0025	<0.0025		<0.0025	
4/21/2016			<0.0025		
6/14/2016	0.001	6.2E-05 (J)			<0.0025
6/15/2016			<0.0025	<0.0025	
8/9/2016	<0.0025	<0.0025	<0.0025	<0.0025	<0.0025
9/26/2016					<0.0025
9/27/2016	<0.0025	<0.0025	<0.0025	<0.0025	
11/15/2016	<0.0025	<0.0025	<0.0025	<0.0025	<0.0025
1/10/2017					<0.0025
1/11/2017		<0.0025	<0.0025	<0.0025	
1/12/2017	<0.0025				
2/28/2017	<0.0025	<0.0025	<0.0025		<0.0025
3/1/2017				<0.0025	
4/19/2017					<0.0025
4/20/2017	<0.0025	<0.0025	<0.0025	<0.0025	
7/17/2017					<0.0025
7/18/2017	<0.0025				
7/19/2017		<0.0025	<0.0025	<0.0025	

# Time Series

Constituent: Cadmium (mg/L) Analysis Run 9/13/2023 2:46 PM View: Constituents View  
Plant McIntosh Client: Southern Company Data: McIntosh LF4 CCR

	GWA-13 (bg)	GWA-14 (bg)	GWA-15 (bg)	GWA-16 (bg)	GWA-2 (bg)
1/10/2018	<0.0025				<0.0025
1/11/2018		<0.0025	<0.0025	<0.0025	
7/11/2018	<0.0025	<0.0025	<0.0025	<0.0025	<0.0025
1/29/2019	<0.0025	<0.0025	<0.0025	<0.0025	<0.0025
3/26/2019	<0.0025	<0.0025	<0.0025	<0.0025	
3/27/2019					<0.0025
9/10/2019	0.00035 (J)	<0.0025		0.00015 (J)	
9/11/2019			<0.0025		<0.0025
3/31/2020	<0.0025				
4/1/2020		<0.0025	<0.0025	<0.0025	<0.0025
9/15/2020	<0.0025	<0.0025	<0.0025	<0.0025	<0.0025
3/16/2021	<0.0025	<0.0025		<0.0025	<0.0025
3/17/2021			<0.0025		
8/17/2021		0.00036 (J)		<0.0025	<0.0025
8/18/2021	<0.0025				
8/19/2021			<0.0025		
2/22/2022	<0.0025	<0.0025	<0.0025	<0.0025	<0.0025
8/2/2022	<0.0025	<0.0025	<0.0025	<0.0025	<0.0025
2/6/2023	<0.0025				
2/7/2023		<0.0025	<0.0025	<0.0025	<0.0025
8/1/2023	<0.0025		<0.0025	<0.0025	<0.0025
8/2/2023		<0.0025			

# Time Series

Constituent: Cadmium (mg/L) Analysis Run 9/13/2023 2:46 PM View: Constituents View

Plant McIntosh Client: Southern Company Data: McIntosh LF4 CCR

	GWA-3 (bg)	GWA-4A (bg)	GWA-5 (bg)	GWC-1	GWC-10
8/25/2004	<0.0025	<0.0025	<0.0025	<0.0025	<0.0025
9/11/2004	<0.0025	<0.0025	<0.0025	<0.0025	<0.0025
9/26/2004	<0.0025	<0.0025	<0.0025	<0.0025	<0.0025
10/13/2004	<0.0025	<0.0025	<0.0025		<0.0025
7/11/2005	<0.0025	<0.0025	<0.0025	<0.0025	<0.0025
12/7/2005	<0.0025	<0.0025	<0.0025	<0.0025	<0.0025
6/22/2006	<0.0025	<0.0025	<0.0025	<0.0025	<0.0025
11/28/2006	<0.0025	<0.0025	<0.0025	<0.0025	<0.0025
7/6/2007	<0.0025	<0.0025	<0.0025	<0.0025	<0.0025
12/13/2007	<0.0025	<0.0025	<0.0025	<0.0025	<0.0025
6/20/2008	<0.0025	<0.0025	<0.0025	<0.0025	<0.0025
12/7/2008	<0.0025	<0.0025	<0.0025	<0.0025	<0.0025
7/9/2009	<0.0025	<0.0025	<0.0025	<0.0025	
7/10/2009					<0.0025
12/28/2009	<0.0025			<0.0025	
12/29/2009			<0.0025		<0.0025
12/30/2009		<0.0025			
6/22/2010	<0.0025	<0.0025	<0.0025	<0.0025	<0.0025
1/4/2011		<0.0025	<0.0025	<0.0025	<0.0025
1/5/2011	<0.0025				
7/9/2011	<0.0025		<0.0025	<0.0025	
7/10/2011		<0.0025			<0.0025
1/20/2012	<0.0025				
1/21/2012		<0.0025	<0.0025	<0.0025	<0.0025
7/11/2012	<0.0025	<0.0025	<0.0025	<0.0025	<0.0025
1/19/2013	<0.0025		<0.0025		
1/20/2013		<0.0025		<0.0025	<0.0025
7/18/2013	<0.0025		<0.0025		
7/19/2013		<0.0025		<0.0025	<0.0025
1/15/2014	<0.0025		<0.0025	<0.0025	
1/16/2014		<0.0025			<0.0025
7/10/2014		<0.0025	<0.0025		<0.0025
7/11/2014	<0.0025			<0.0025	
1/15/2015	<0.0025		<0.0025		
1/16/2015		<0.0025		<0.0025	<0.0025
6/19/2015	<0.0025		<0.0025		
6/20/2015		<0.0025		<0.0025	<0.0025
1/14/2016		<0.0025	<0.0025		
1/16/2016	<0.0025			<0.0025	<0.0025
4/19/2016	<0.0025				
4/20/2016		0.000111 (J)	<0.0025	<0.0025	
4/21/2016					<0.0025
6/14/2016	<0.0025	0.00013 (J)	<0.0025		
6/15/2016				<0.0025	
6/16/2016					<0.0025
8/9/2016	<0.0025		<0.0025		
8/10/2016				<0.0025	<0.0025
8/11/2016		<0.0025			
9/27/2016	<0.0025	<0.0025	<0.0025	<0.0025	<0.0025
11/14/2016	<0.0025	<0.0025			
11/15/2016			<0.0025	<0.0025	<0.0025
1/10/2017	<0.0025	<0.0025			

# Time Series

Constituent: Cadmium (mg/L) Analysis Run 9/13/2023 2:46 PM View: Constituents View  
 Plant McIntosh Client: Southern Company Data: McIntosh LF4 CCR

	GWA-3 (bg)	GWA-4A (bg)	GWA-5 (bg)	GWC-1	GWC-10
1/11/2017			<0.0025		
1/12/2017				<0.0025	<0.0025
1/19/2017			<0.0025		
1/23/2017				<0.0025	
1/24/2017			<0.0025		
2/28/2017	<0.0025	<0.0025	<0.0025		
3/1/2017				<0.0025	<0.0025
4/19/2017	<0.0025				
4/20/2017		<0.0025	<0.0025	<0.0025	
4/24/2017					<0.0025
7/18/2017	<0.0025	<0.0025	<0.0025		
7/19/2017				<0.0025	
7/24/2017					<0.0025
1/10/2018	<0.0025	<0.0025	<0.0025		
1/11/2018				<0.0025	<0.0025
7/11/2018	<0.0025	<0.0025	<0.0025		
7/12/2018				<0.0025	<0.0025
1/29/2019	<0.0025	<0.0025	<0.0025		
1/30/2019				<0.0025	<0.0025
3/26/2019		<0.0025	<0.0025		
3/27/2019	<0.0025			<0.0025	<0.0025
9/10/2019		0.00019 (J)	<0.0025		
9/11/2019	<0.0025			<0.0025	<0.0025
3/31/2020		<0.0025	<0.0025		
4/1/2020	<0.0025			<0.0025	<0.0025
9/15/2020	<0.0025		<0.0025	<0.0025	<0.0025
9/16/2020		<0.0025			
3/16/2021	<0.0025			<0.0025	<0.0025
3/17/2021		<0.0025	<0.0025		
8/17/2021	<0.0025				
8/18/2021				<0.0025	<0.0025
8/19/2021		<0.0025	<0.0025		
2/22/2022	<0.0025		<0.0025		
2/23/2022		0.00024 (J)		<0.0025	<0.0025
8/2/2022	<0.0025		<0.0025		
8/3/2022		<0.0025		0.0001 (J)	<0.0025
2/7/2023	<0.0025	<0.0025	<0.0025	<0.0025	
2/8/2023					<0.0025
8/1/2023		<0.0025	<0.0025		
8/2/2023	<0.0025			<0.0025	<0.0025

# Time Series

Constituent: Cadmium (mg/L) Analysis Run 9/13/2023 2:46 PM View: Constituents View

Plant McIntosh Client: Southern Company Data: McIntosh LF4 CCR

	GWC-11	GWC-12	GWC-17 (bg)	GWC-18 (bg)	GWC-19
8/25/2004	<0.0025	<0.0025			
9/11/2004	<0.0025	<0.0025			
9/26/2004	<0.0025	<0.0025			
10/13/2004	<0.0025	<0.0025			
7/11/2005	<0.0025	<0.0025			
12/7/2005	<0.0025	<0.0025			
6/22/2006	<0.0025	<0.0025			
11/28/2006	<0.0025	<0.0025			
7/6/2007	<0.0025	<0.0025			
12/13/2007	<0.0025	<0.0025			
6/20/2008	<0.0025	<0.0025			
12/7/2008	<0.0025	<0.0025			
7/10/2009	<0.0025	<0.0025			
12/28/2009		<0.0025			
12/29/2009	<0.0025				
6/22/2010	<0.0025	<0.0025			
1/4/2011		<0.0025			
1/5/2011	<0.0025				
7/9/2011	<0.0025	<0.0025			
1/20/2012		<0.0025			
1/21/2012	<0.0025				
7/11/2012	<0.0025	<0.0025			
1/19/2013	<0.0025	<0.0025			
7/18/2013		<0.0025			
7/19/2013	<0.0025				
1/15/2014	<0.0025	<0.0025			
7/11/2014	<0.0025	<0.0025			
1/15/2015		<0.0025			
1/16/2015	<0.0025				
6/19/2015		<0.0025			
6/20/2015	<0.0025				
12/8/2015			0.00049 (J)	<0.0025	<0.0025
12/14/2015			0.00053 (J)	<0.0025	
12/15/2015					<0.0025
12/28/2015			0.00061 (J)	<0.0025	<0.0025
1/13/2016			0.00063 (J)		
1/14/2016	<0.0025			<0.0025	<0.0025
1/16/2016		<0.0025			
1/26/2016			0.00072 (J)	<0.0025	<0.0025
4/19/2016				<0.0025	0.00017 (J)
4/20/2016	<0.0025	<0.0025	0.000633 (J)		
6/15/2016	<0.0025	<0.0025	0.00055 (J)		
6/16/2016				8.5E-05 (J)	0.00018 (J)
8/9/2016			0.00046 (J)		
8/10/2016	<0.0025	<0.0025			<0.0025
8/11/2016				<0.0025	
9/27/2016	<0.0025	<0.0025	0.00071 (J)		
9/28/2016				<0.0025	<0.0025
11/15/2016	<0.0025	<0.0025	0.00056 (J)		<0.0025
11/16/2016				<0.0025	
1/11/2017			0.0007 (J)	<0.0025	
1/12/2017	<0.0025	<0.0025			

# Time Series

Constituent: Cadmium (mg/L) Analysis Run 9/13/2023 2:46 PM View: Constituents View  
 Plant McIntosh Client: Southern Company Data: McIntosh LF4 CCR

	GWC-11	GWC-12	GWC-17 (bg)	GWC-18 (bg)	GWC-19
1/16/2017					<0.0025
3/1/2017	<0.0025	<0.0025	0.00063 (J)	<0.0025	<0.0025
4/20/2017		<0.0025	0.00055 (J)		
4/24/2017	<0.0025				
4/25/2017				<0.0025	<0.0025
7/19/2017			0.00072 (J)		
7/20/2017		<0.0025			
7/24/2017	<0.0025				
7/25/2017				<0.0025	<0.0025
1/11/2018	<0.0025	<0.0025	0.00062 (J)		
1/12/2018				<0.0025	<0.0025
7/11/2018			0.0004 (J)	<0.0025	<0.0025
7/12/2018	<0.0025	<0.0025			
1/29/2019			0.00062 (J)		0.0002 (J)
1/30/2019	<0.0025	<0.0025		<0.0025	
3/27/2019	<0.0025	<0.0025	0.00041	<0.0025	<0.0025
9/11/2019	<0.0025	<0.0025	0.00064 (J)	<0.0025	0.00031 (J)
4/1/2020		<0.0025	0.00048 (J)	<0.0025	<0.0025
4/2/2020	<0.0025				
9/15/2020	<0.0025		0.00046 (J)	<0.0025	
9/16/2020		<0.0025			<0.0025
3/16/2021		<0.0025	0.00057 (J)		<0.0025
3/17/2021	<0.0025			<0.0025	
8/18/2021	<0.0025	<0.0025			
8/19/2021			0.00057 (J)	<0.0025	<0.0025
2/22/2022			0.00064 (J)		
2/23/2022	<0.0025	<0.0025		<0.0025	<0.0025
8/2/2022	<0.0025		0.00057 (J)	<0.0025	
8/3/2022		<0.0025			0.00016 (J)
2/7/2023		<0.0025		<0.0025	
2/8/2023	<0.0025		0.00058 (J)		0.00018 (J)
8/2/2023	<0.0025	<0.0025	0.00052 (J)	<0.0025	0.00025 (J)

# Time Series

Constituent: Cadmium (mg/L) Analysis Run 9/13/2023 2:46 PM View: Constituents View

Plant McIntosh Client: Southern Company Data: McIntosh LF4 CCR

	GWC-20	GWC-21	GWC-23	GWC-9
8/25/2004				<0.0025
9/11/2004				<0.0025
9/26/2004				<0.0025
10/13/2004				<0.0025
7/11/2005				<0.0025
12/7/2005				<0.0025
6/22/2006				<0.0025
11/28/2006				<0.0025
7/6/2007				<0.0025
12/13/2007				<0.0025
6/20/2008				<0.0025
12/7/2008				<0.0025
7/9/2009				<0.0025
12/29/2009				<0.0025
6/22/2010				<0.0025
1/5/2011				<0.0025
7/9/2011				<0.0025
1/21/2012				<0.0025
7/11/2012				<0.0025
1/19/2013				<0.0025
7/18/2013				<0.0025
1/15/2014				<0.0025
7/10/2014				<0.0025
1/16/2015				<0.0025
6/20/2015				<0.0025
12/9/2015	<0.0025	<0.0025		
12/14/2015	0.00031 (J)	<0.0025		
12/29/2015	0.00075 (J)	<0.0025		
1/14/2016	0.00039 (J)	<0.0025		<0.0025
1/25/2016	0.00078 (J)	<0.0025		
4/19/2016				<0.0025
4/21/2016	0.00052 (J)	<0.0025		
6/15/2016				<0.0025
6/16/2016	0.00044 (J)	0.00012 (J)	<0.0025	
8/10/2016	<0.0025	<0.0025	<0.0025	<0.0025
9/27/2016	<0.0025	0.00062 (J)		<0.0025
9/28/2016			<0.0025	
11/15/2016	<0.0025	<0.0025		<0.0025
11/16/2016			<0.0025	
1/12/2017		<0.0025		
1/13/2017	0.00036 (J)			<0.0025
1/17/2017			<0.0025	
3/1/2017	<0.0025	<0.0025		<0.0025
3/2/2017			<0.0025	
4/24/2017		<0.0025		<0.0025
4/25/2017	<0.0025		<0.0025	
7/13/2017			<0.0025	
7/24/2017				<0.0025
7/25/2017	<0.0025	<0.0025	<0.0025	
1/11/2018		<0.0025		
1/12/2018	<0.0025		<0.0025	<0.0025
7/11/2018	<0.0025	<0.0025		

# Time Series

Constituent: Cadmium (mg/L) Analysis Run 9/13/2023 2:46 PM View: Constituents View  
Plant McIntosh Client: Southern Company Data: McIntosh LF4 CCR

	GWC-20	GWC-21	GWC-23	GWC-9
7/12/2018			<0.0025	<0.0025
1/29/2019	0.00016 (J)			
1/30/2019		0.00014 (J)	0.00015 (J)	<0.0025
3/27/2019	<0.0025	<0.0025	<0.0025	<0.0025
9/11/2019	0.00029 (J)	0.00029 (J)	0.00018 (J)	<0.0025
4/1/2020	<0.0025	<0.0025	<0.0025	<0.0025
9/15/2020	<0.0025	<0.0025	<0.0025	
9/16/2020				<0.0025
3/16/2021	<0.0025			
3/17/2021		<0.0025	<0.0025	<0.0025
8/19/2021	<0.0025	<0.0025	<0.0025	<0.0025
2/22/2022	<0.0025			
2/23/2022		<0.0025	<0.0025	<0.0025
8/3/2022	0.00016 (J)			0.00011 (J)
8/4/2022		0.00014 (J)	<0.0025	
2/8/2023	0.00011 (J)	<0.0025	0.00013 (J)	9.5E-05 (J)
8/2/2023	0.00015 (J)			<0.0025
8/3/2023		0.00011 (J)	0.0001 (J)	



# Time Series

Constituent: Calcium (mg/L) Analysis Run 9/13/2023 2:46 PM View: Constituents View

Plant McIntosh Client: Southern Company Data: McIntosh LF4 CCR

	GWA-13 (bg)	GWA-14 (bg)	GWA-15 (bg)	GWA-16 (bg)	GWA-2 (bg)
4/19/2016					0.485 (J)
4/20/2016	0.389 (J)	0.686		0.472 (J)	
4/21/2016			0.686		
6/14/2016	0.37 (J)	0.62			0.72
6/15/2016			0.61	0.42 (J)	
8/9/2016	0.14 (J)	0.39	0.21 (J)	0.19	0.24 (J)
9/26/2016					0.48
9/27/2016	0.33	0.52	0.4	0.39	
11/15/2016	0.28	0.5	0.35	0.39	0.54
1/10/2017					0.62
1/11/2017		0.47	0.34	0.36	
1/12/2017	0.37				
2/28/2017	0.26	0.47	0.37		0.91
3/1/2017				0.38	
4/19/2017					0.75
4/20/2017	0.27	0.5	0.43	0.41	
10/10/2017					0.54
10/11/2017	0.3	0.49	0.41	0.4	
1/10/2018	0.27				0.52
1/11/2018		0.51	0.41	0.43	
7/11/2018	0.32	0.47	0.53	0.45	0.5
1/29/2019	0.33	0.51	0.91	0.41	0.53
3/26/2019	0.3	0.42	0.58	0.37	
3/27/2019					0.37
9/10/2019	0.37 (J)	0.47 (J)		0.41 (J)	
9/11/2019			0.42 (J)		0.43 (J)
3/31/2020	0.42 (J)				
4/1/2020		0.49 (J)	2.3	0.43 (J)	0.47 (J)
9/15/2020	0.32 (J)	0.6	0.38 (J)	0.42 (J)	0.42 (J)
3/16/2021	0.4 (J)	0.51		0.48 (J)	0.4 (J)
3/17/2021			5.5		
8/17/2021		0.47 (J)		0.46 (J)	0.4 (J)
8/18/2021	0.51				
8/19/2021			0.49 (J)		
2/22/2022	0.35 (J)	0.52	0.92	0.43 (J)	0.42 (J)
8/2/2022	0.36 (J)	0.7	0.42 (J)	0.44 (J)	0.51
2/6/2023	0.53				
2/7/2023		0.58	1.9	0.45 (J)	0.38 (J)
8/1/2023	0.44 (J)		0.51	0.43 (J)	0.37 (J)
8/2/2023		0.5			

# Time Series

Constituent: Calcium (mg/L) Analysis Run 9/13/2023 2:46 PM View: Constituents View

Plant McIntosh Client: Southern Company Data: McIntosh LF4 CCR

	GWA-3 (bg)	GWA-4A (bg)	GWA-5 (bg)	GWC-1	GWC-10
4/19/2016	1.13				
4/20/2016		1.12	4.39	3.22	
4/21/2016					13.9
6/14/2016	1	1.1	2.4		
6/15/2016				3	
6/16/2016					18.9
8/9/2016	0.71		2		
8/10/2016				2.1	13
8/11/2016		1.9			
9/27/2016	0.77	3.4	2.9	2.3	14
11/14/2016	0.75	3.1			
11/15/2016			2.5	2.4	13
1/10/2017	0.73	1.5			
1/11/2017			2.5		
1/12/2017				2.5	14
2/28/2017	0.76	1.1	2.7		
3/1/2017				2.7	15
4/19/2017	0.69				
4/20/2017		0.98	2.8	2.6	
4/24/2017					14
10/10/2017		0.8			
10/11/2017	0.73		3.3	2.4	
10/12/2017					16
12/12/2017					23
1/10/2018	0.88	0.82	3.3		
1/11/2018				2.4	15
7/11/2018	0.81	1	3		
7/12/2018				1.8	27
1/29/2019	0.85	0.83	3.3		
1/30/2019				2.5	26
3/26/2019		0.53	2.8		
3/27/2019	0.73			2.4	22
9/10/2019		0.64	2.3		
9/11/2019	0.76			1.4	26
3/31/2020		0.8	2.9		
4/1/2020	0.72			1.9	21
9/15/2020	0.84		2.2	1.3	27
9/16/2020		0.43 (J)			
3/16/2021	0.75			1.6	18
3/17/2021		0.33 (J)	2.4		
8/17/2021	0.81				
8/18/2021				1.1	23
8/19/2021		0.3 (J)	2.4		
2/22/2022	0.72		2.3		
2/23/2022		0.35 (J)		1.4	22
8/2/2022	0.7		2.5		
8/3/2022		1.1		2.6	21
2/7/2023	0.66	0.46 (J)	2.1	1	
2/8/2023					22
8/1/2023		0.53	2.3		
8/2/2023	0.69			0.93	20

# Time Series

Constituent: Calcium (mg/L) Analysis Run 9/13/2023 2:46 PM View: Constituents View

Plant McIntosh Client: Southern Company Data: McIntosh LF4 CCR

	GWC-11	GWC-12	GWC-17 (bg)	GWC-18 (bg)	GWC-19
4/19/2016				26	10.3
4/20/2016	8.94	0.69	2.48		
6/15/2016	10.6	0.69	2.2		
6/16/2016				33.2	10.4
8/9/2016			1.8		
8/10/2016	7.6	0.45			6.7
8/11/2016				18	
9/27/2016	8.7	0.61	1.9		
9/28/2016				17	6.9
11/15/2016	8.4	0.61	2.1		7.5
11/16/2016				17	
1/11/2017			2	15	
1/12/2017	8.1	0.6			
1/16/2017					8
3/1/2017	8.9	0.61	2.1	16	8.5
4/20/2017		0.65	2		
4/24/2017	8.8				
4/25/2017				17	8.2
10/11/2017	10		2.1		
10/12/2017		0.76		14	9.5
12/12/2017					9.1
12/13/2017	11			12	
1/11/2018	9.3	0.78	2.1		
1/12/2018				15	9.5
7/11/2018			2.1	12	10
7/12/2018	13	0.67			
1/29/2019			2.2		9.2
1/30/2019	11	0.68 (J)		14	
3/27/2019	13	0.62	2	11	9.2
9/11/2019	9.3	0.62	2	13	8.2
4/1/2020		0.7	2.1	11	8.7
4/2/2020	8.5				
9/15/2020	13		2	10	
9/16/2020		0.64			7.6
3/16/2021		0.62	2		7
3/17/2021	14			9.1	
8/18/2021	10	0.75			
8/19/2021			2.2	9.3	6.9
2/22/2022			2		
2/23/2022	8.1	0.64		9.1	6.3
8/2/2022	9.6		2	11	
8/3/2022		0.82			6.5
2/7/2023		0.73		15	
2/8/2023	9.6		2.4		6.4
8/2/2023	9.3	0.71	2.3	13	6

# Time Series

Constituent: Calcium (mg/L) Analysis Run 9/13/2023 2:46 PM View: Constituents View

Plant McIntosh Client: Southern Company Data: McIntosh LF4 CCR

	GWC-20	GWC-21	GWC-23	GWC-9
4/19/2016				0.431 (J)
4/21/2016	2.29	2.78		
6/15/2016				0.27 (J)
6/16/2016	2.4	2.9	15.6	
8/10/2016	1.4	0.99	10	0.13 (J)
9/27/2016	1.4	1.3		0.21 (J)
9/28/2016			8.5	
11/15/2016	1.3	1.1		0.27
11/16/2016			8.4	
1/12/2017		0.93		
1/13/2017	1.3			0.41
1/17/2017			3	
3/1/2017	1.4	1		0.25
3/2/2017			3.3	
4/24/2017		1.1		0.34
4/25/2017	1.4		2.5	
7/13/2017			2.1	
10/12/2017	1.7	1.1	1.5	0.21 (J)
1/11/2018		1		
1/12/2018	1.7		1.4	0.4
7/11/2018	1.7	1.1		
7/12/2018			1.2	0.49
1/29/2019	1.8			
1/30/2019		1 (J)	1.1 (J)	0.38 (J)
3/27/2019	1.5	1.1	1.4	0.28
9/11/2019	1.5	1	1.4	0.44 (J)
4/1/2020	1.8	1.1	1.4	0.2 (J)
9/15/2020	1.5	1.1	1.3	
9/16/2020				0.45 (J)
3/16/2021	1.4			
3/17/2021		1.1	0.99	0.51
8/19/2021	1.3	1.2	1.1	0.67
2/22/2022	1.3			
2/23/2022		1.1	0.92	1
8/3/2022	1.4			2.8
8/4/2022		1.1	0.51	
2/8/2023	1.4	1	1.2	2.9
8/2/2023	1.3			2.9
8/3/2023		1	2.7	

# Time Series

Constituent: Chloride (mg/L) Analysis Run 9/13/2023 2:46 PM View: Constituents View

Plant McIntosh Client: Southern Company Data: McIntosh LF4 CCR

	GWA-13 (bg)	GWA-14 (bg)	GWA-15 (bg)	GWA-16 (bg)	GWA-2 (bg)
4/19/2016					5.01
4/20/2016	3.49	4.55		3.92	
4/21/2016			3.99		
6/14/2016	3.4	4.3			5
6/15/2016			3.5	3.8	
8/9/2016	3.7	4.5	4	4	5.1
9/26/2016					5.1
9/27/2016	3.8	4.4	3.9	3.9	
11/15/2016	3.8	4.5	4	4	5.2
1/10/2017					4.9
1/11/2017		4.3	3.8	3.7	
1/12/2017	3.5				
2/28/2017	3.6	4	3.5		4.7
3/1/2017				3.5	
4/19/2017					4.4
4/20/2017	3.4	4	3.3	3.6	
10/10/2017					4.7
10/11/2017	3.4	4	3.5	3.5	
1/10/2018	3.4				4.6
1/11/2018		3.9	3.4	3.4	
7/11/2018	3.4	4.2	3.8	3.7	5
1/29/2019	3.6	4	3.7	3.8	5
3/26/2019	3.5	4.1	3.8	3.6	
3/27/2019					4.5
9/10/2019	3.3	4		3.7	
9/11/2019			3.7		4.8
3/31/2020	3.7				
4/1/2020		4.2	3.8	3.8	4.9
9/15/2020	3.5	4.3	3.6	3.7	4.9
3/16/2021	4	4.1		4.1	4.9
3/17/2021			4		
8/17/2021		4.3		4	5.4
8/18/2021	4.1				
8/19/2021			4.3		
2/22/2022	3.8	4	3.7	3.7	4.6
8/2/2022	3.7	4.3	3.7	3.9	4.7
2/6/2023	3.3				
2/7/2023		4	3.6	3.7	4.2
8/1/2023	3.4		3.6	3.9	4.4
8/2/2023		4			

# Time Series

Constituent: Chloride (mg/L) Analysis Run 9/13/2023 2:46 PM View: Constituents View

Plant McIntosh Client: Southern Company Data: McIntosh LF4 CCR

	GWA-3 (bg)	GWA-4A (bg)	GWA-5 (bg)	GWC-1	GWC-10
4/19/2016	9.4				
4/20/2016		2.93	3.69	6.68	
4/21/2016					6.41
6/14/2016	8.3	2.9	3.5		
6/15/2016				7	
6/16/2016					6
8/9/2016	8.6		3.7		
8/10/2016				7	6.8
8/11/2016		3.6			
9/27/2016	6.3	3.4	3.6	6.4	6.1
11/14/2016	6.1	4.2			
11/15/2016			3.7	6.6	6.7
1/10/2017	6.1	3.6			
1/11/2017			3.5		
1/12/2017				7.3	6.5
2/28/2017	6.2	3.3	3.3		
3/1/2017				7.5	6.3
4/19/2017	5				
4/20/2017		3.5	3.3	6.8	
4/24/2017					6.1
10/10/2017		3.9			
10/11/2017	4.1		3.2	7	
10/12/2017					6
1/10/2018	4.2	3.3	3.2		
1/11/2018				7.5	5.9
7/11/2018	4.3	3.2	3.5		
7/12/2018				7	5.1
1/29/2019	4	3.4	3.6		
1/30/2019				6.8	5.6
3/26/2019		3.7	3.6		
3/27/2019	3.5			6.8	5.3
9/10/2019		3.6	3.5		
9/11/2019	3.5			6	5.4
3/31/2020		4.9	4.1		
4/1/2020	3.7			5.9	6.9
9/15/2020	3.4		18 (o)	6.1	6.2
9/16/2020		3.5			
3/16/2021	3.6			5.8	7.2
3/17/2021		4.5	4.2		
8/17/2021	3.5				
8/18/2021				5.3	6.8
8/19/2021		3.5	4.3		
2/22/2022	3.4		3.8		
2/23/2022		3.7		5.6	6.8
8/2/2022	3.5		4		
8/3/2022		3.4		5.5	6.4
2/7/2023	3.1	3.2	3.8	4.5	
2/8/2023					5.6
8/1/2023		3.4	3.9		
8/2/2023	2.9			5.1	5.8

# Time Series

Constituent: Chloride (mg/L) Analysis Run 9/13/2023 2:46 PM View: Constituents View

Plant McIntosh Client: Southern Company Data: McIntosh LF4 CCR

	GWC-11	GWC-12	GWC-17 (bg)	GWC-18 (bg)	GWC-19
4/19/2016				5.03	6.1
4/20/2016	4.9	3.61	4.25		
6/15/2016	4.6	3.3	4.1		
6/16/2016				4.7	5.7
8/9/2016			4.5		
8/10/2016	5.1	3.8			6.2
8/11/2016				5.3	
9/27/2016	4.9	3.7	4.4		
9/28/2016				5.1	6.9
11/15/2016	5	3.9	4.5		7.8
11/16/2016				5.2	
1/11/2017			4.2	5	
1/12/2017	4.7	3.6			
1/16/2017					8.6
3/1/2017	4.4	3.4	3.9	4.6	8.3
4/20/2017		3.5	4		
4/24/2017	4.4				
4/25/2017				4.6	8.4
10/11/2017	4.5		4.1		
10/12/2017		3.5		4.6	8.7
1/11/2018	4.3	3.4	4.1		
1/12/2018				4.5	9
7/11/2018			4.4	4.9	9.1
7/12/2018	4.3	3.7			
1/29/2019			4.5		8.2
1/30/2019	4.6	3.7		4.8	
3/27/2019	4	3.3	4.1	4.3	7.5
9/11/2019	4.4	3.5	4.3	4.5	7.7
4/1/2020		3.7	4.6	4.7	7.3
4/2/2020	4.6				
9/15/2020	4.1		4.3	4.4	
9/16/2020		3.5			6.5
3/16/2021		3.8	4.9		6.5
3/17/2021	4.6			4.7	
8/18/2021	5.2	3.9			
8/19/2021			4.8	5.1	6.7
2/22/2022			4.5		
2/23/2022	4.8	4.1		5	5.8
8/2/2022	4.6		4.7	4.6	
8/3/2022		3.9			5.9
2/7/2023		3.5		4.3	
2/8/2023	4.3		4.5		5.2
8/2/2023	4.7	3.6	4.8	4.7	5.4

# Time Series

Constituent: Chloride (mg/L) Analysis Run 9/13/2023 2:46 PM View: Constituents View

Plant McIntosh Client: Southern Company Data: McIntosh LF4 CCR

	GWC-20	GWC-21	GWC-23	GWC-9
4/19/2016				14.4
4/21/2016	11.6	6.08		
6/15/2016				12
6/16/2016	10	5.8	5.1	
8/10/2016	10	6.5	4.4	13
9/27/2016	8.9	6.4		12
9/28/2016			4	
11/15/2016	8.5	6.4		11
11/16/2016			4.1	
1/12/2017		6.3		
1/13/2017	8.3			11
1/17/2017			4.3	
3/1/2017	7.9	5.9		11
3/2/2017			4	
4/24/2017		5.9		9.3
4/25/2017	8.2		4.1	
7/13/2017			4.2	
10/12/2017	9.1	6.1	4.3	9.8
12/12/2017				10
1/11/2018		5.8		
1/12/2018	9		4.3	9
7/11/2018	9.9	6.4		
7/12/2018			4.9	9.4
9/13/2018	8.9			9.1
1/29/2019	8.8			
1/30/2019		6.7	7.4	9.1
3/27/2019	8.9	6.3	4.2	10
6/17/2019				9.4
9/11/2019	8.7	6.7	4.6	9.3
4/1/2020	8.6	6.5	4.9	9.7
9/15/2020	8.7	6.5	5	
9/16/2020				8.6
3/16/2021	8			
3/17/2021		6.7	5.5	9.5
8/19/2021	8.8	6.7	6	7.9
2/22/2022	7.7			
2/23/2022		7.3	5.2	9.9
8/3/2022	7.3			8.6
8/4/2022		6.7	5.5	
2/8/2023	6.8	5.9	4.9	7.4
8/2/2023	7.3			7.6
8/3/2023		6	5	



# Time Series

Constituent: Chromium (mg/L) Analysis Run 9/13/2023 2:46 PM View: Constituents View

Plant McIntosh Client: Southern Company Data: McIntosh LF4 CCR

	GWA-13 (bg)	GWA-14 (bg)	GWA-15 (bg)	GWA-16 (bg)	GWA-2 (bg)
8/25/2004					<0.0025
9/11/2004					<0.0025
9/26/2004					<0.0025
10/13/2004					<0.0025
7/11/2005					<0.0025
12/7/2005					<0.0025
6/22/2006					0.0024
11/28/2006					0.0019
7/6/2007					0.0021
12/13/2007					0.0021
6/20/2008					0.0017
12/7/2008					0.0018
7/9/2009					0.0015
12/28/2009					0.002
6/22/2010					0.0017
1/4/2011					0.002
7/9/2011					0.0027
1/21/2012					<0.0025
7/11/2012					0.0061 (O)
1/20/2013					0.002
7/19/2013					0.0021
1/15/2014					0.0029
7/11/2014					0.002
1/16/2015					0.0026
6/20/2015					0.002
12/7/2015	<0.002	<0.002	<0.002	<0.002	
12/14/2015				<0.002	
12/15/2015	<0.002	<0.002	<0.002		
12/28/2015			<0.002	<0.002	
12/29/2015	<0.002	<0.002			
1/16/2016					0.0015
1/25/2016	<0.002	<0.002	<0.002	<0.002	
4/19/2016					<0.0025
4/20/2016	<0.01 (o)	<0.002		<0.002	
4/21/2016			<0.002		
6/14/2016	0.0094 (J)	0.00086 (J)			0.0017 (J)
6/15/2016			0.0008 (J)	0.00072 (J)	
8/9/2016	<0.002	<0.002	<0.002	<0.002	0.0014 (J)
9/26/2016					0.0016 (J)
9/27/2016	<0.002	<0.002	<0.002	<0.002	
11/15/2016	<0.002	<0.002	<0.002	0.0011 (J)	0.0015 (J)
1/10/2017					0.0015 (J)
1/11/2017		<0.002	<0.002	0.0012 (J)	
1/12/2017	<0.002				
2/28/2017	0.0049	0.0047	0.0051		0.0044
3/1/2017				0.0052	
4/19/2017					0.0011 (J)
4/20/2017	0.0011 (J)	<0.002	0.0012 (J)	0.0013 (J)	
7/17/2017					0.0011 (J)
7/18/2017	<0.002				
7/19/2017		<0.002	0.0013 (J)	0.0015 (J)	
1/10/2018	<0.002				0.0014 (J)

# Time Series

Constituent: Chromium (mg/L) Analysis Run 9/13/2023 2:46 PM View: Constituents View  
 Plant McIntosh Client: Southern Company Data: McIntosh LF4 CCR

	GWA-13 (bg)	GWA-14 (bg)	GWA-15 (bg)	GWA-16 (bg)	GWA-2 (bg)
1/11/2018		<0.002	0.0011 (J)	0.0013 (J)	
7/11/2018	<0.002	<0.002	<0.002	0.0012 (J)	0.0011 (J)
1/29/2019	0.0037 (J)	<0.002	<0.002	<0.002	<0.0025
3/26/2019	0.0014	<0.002	0.0016	0.0015	
3/27/2019					0.0016
9/10/2019	0.0052	0.004		0.004	
9/11/2019			0.0038		0.004
3/31/2020	0.0019 (J)				
4/1/2020		<0.002	0.0015 (J)	0.024	0.0017 (J)
9/15/2020	<0.002	<0.002	<0.002	0.0015 (J)	0.0015 (J)
3/16/2021	<0.002	<0.002		0.0017 (J)	0.0015 (J)
3/17/2021			<0.002		
8/17/2021		<0.002		0.0019 (J)	0.0016 (J)
8/18/2021	<0.002				
8/19/2021			<0.002		
2/22/2022	<0.002	<0.002	<0.002	0.0015 (J)	0.0018 (J)
8/2/2022	<0.002	<0.002	<0.002	<0.002	0.0015 (J)
2/6/2023	0.0025				
2/7/2023		0.0021	0.0021	0.0025	0.0028
8/1/2023	0.0018 (J)		0.0019 (J)	0.0024	0.0025
8/2/2023		0.0021			

# Time Series

Constituent: Chromium (mg/L) Analysis Run 9/13/2023 2:46 PM View: Constituents View

Plant McIntosh Client: Southern Company Data: McIntosh LF4 CCR

	GWA-3 (bg)	GWA-4A (bg)	GWA-5 (bg)	GWC-1	GWC-10
8/25/2004	<0.002	0.0022	0.22 (O)	<0.002	<0.0013
9/11/2004	0.0024	<0.002	<0.002	<0.002	0.0027
9/26/2004	<0.002	<0.002	<0.002	<0.002	<0.0013
10/13/2004	<0.002	<0.002	<0.002		<0.0013
7/11/2005	<0.002	<0.002	0.0023	<0.002	0.0036
12/7/2005	<0.002	<0.002	<0.002	0.0021	0.0042
6/22/2006	0.0021	<0.002	<0.002	0.002	0.0045
11/28/2006	0.0023	<0.002	<0.002	0.0024	0.0017
7/6/2007	0.0049	<0.002	<0.002	0.0034	<0.0013
12/13/2007	0.0013	<0.002	<0.002	0.0029	<0.0013
6/20/2008	0.0025	<0.002	<0.002	0.002	<0.0013
12/7/2008	0.0034	<0.002	<0.002	0.072 (O)	<0.0013
2/6/2009				0.0035	
7/9/2009	<0.002	<0.002	<0.002	0.0017	
7/10/2009					0.0021
12/28/2009	0.0021			<0.002	
12/29/2009			0.004		0.0023
12/30/2009		0.0078			
6/22/2010	0.0018	<0.002	<0.002	<0.002	0.0051
1/4/2011		0.0037	0.0027	0.0023	0.0026
1/5/2011	0.077 (O)				
7/9/2011	0.004		<0.002	0.005	
7/10/2011		<0.002			<0.0013
1/20/2012	<0.002				
1/21/2012		<0.002	<0.002	<0.002	<0.0013
7/11/2012	<0.002	0.0096	0.0038	0.0023	0.0018
1/19/2013	0.0013		0.002		
1/20/2013		0.0052		0.003	0.0014
7/18/2013	0.0022		0.0023		
7/19/2013		0.002		<0.002	0.0032
1/15/2014	0.0019		0.0012 (J)	0.002	
1/16/2014		0.0061			0.0058
7/10/2014		<0.002	0.0012 (J)		0.0034
7/11/2014	0.0014			0.0012 (J)	
1/15/2015	0.0011 (J)		<0.002		
1/16/2015		0.002		0.0011 (J)	0.0024
6/19/2015	0.0012 (J)		0.0037		
6/20/2015		0.0011 (J)		0.0028	0.0072
1/14/2016		0.0011 (J)	<0.002		
1/16/2016	0.0014			0.0013	0.0076
4/19/2016	<0.002				
4/20/2016		<0.002	<0.002	<0.002	
4/21/2016					0.00617 (J)
6/14/2016	0.00085 (J)	0.0013 (J)	0.0011 (J)		
6/15/2016				0.0011 (J)	
6/16/2016					0.007 (J)
8/9/2016	<0.002		<0.002		
8/10/2016				0.0015 (J)	0.0056
8/11/2016		<0.002			
9/27/2016	<0.002	<0.002	<0.002	0.0018 (J)	0.0057
11/14/2016	0.0011 (J)	<0.002			
11/15/2016			<0.002	0.0019 (J)	0.0062

# Time Series

Constituent: Chromium (mg/L) Analysis Run 9/13/2023 2:46 PM View: Constituents View  
 Plant McIntosh Client: Southern Company Data: McIntosh LF4 CCR

	GWA-3 (bg)	GWA-4A (bg)	GWA-5 (bg)	GWC-1	GWC-10
1/10/2017	0.0012 (J)	<0.002			
1/11/2017			<0.002		
1/12/2017				0.0012 (J)	0.0061
1/19/2017			0.002 (J)		
1/23/2017				<0.002	
1/24/2017			<0.002		
2/28/2017	0.004	0.0048	0.0054		
3/1/2017				0.0049	0.01
4/19/2017	0.0011 (J)				
4/20/2017		<0.002	0.0013 (J)	<0.002	
4/24/2017					0.0053
7/18/2017	<0.002	<0.002	<0.002		
7/19/2017				0.0017 (J)	
7/24/2017					0.0055
1/10/2018	0.0012 (J)	<0.002	<0.002		
1/11/2018				<0.002	0.0055
7/11/2018	0.0011 (J)	<0.002	<0.002		
7/12/2018				<0.002	0.0017 (J)
1/29/2019	<0.002	<0.002	<0.002		
1/30/2019				<0.002	0.0071 (J)
3/26/2019		<0.002	<0.002		
3/27/2019	0.0014			<0.002	0.0035
9/10/2019		0.0031	0.0041		
9/11/2019	0.0034			0.0035	0.004
3/31/2020		<0.002	<0.002		
4/1/2020	<0.002			<0.002	0.0084
9/15/2020	<0.002		<0.002	<0.002	0.0018 (J)
9/16/2020		<0.002			
3/16/2021	0.0015 (J)			<0.002	0.0054
3/17/2021		<0.002	<0.002		
8/17/2021	0.0015 (J)				
8/18/2021				0.0018 (J)	0.0026
8/19/2021		<0.002	<0.002		
2/22/2022	<0.002		<0.002		
2/23/2022		<0.002		<0.002	0.0031
8/2/2022	<0.002		<0.002		
8/3/2022		<0.002		0.0015 (J)	0.0031
2/7/2023	0.0019 (J)	<0.002	0.002	0.0024	
2/8/2023					0.0038
8/1/2023		<0.002	0.0016 (J)		
8/2/2023	0.0022			0.0024	0.0051

# Time Series

Constituent: Chromium (mg/L) Analysis Run 9/13/2023 2:46 PM View: Constituents View

Plant McIntosh Client: Southern Company Data: McIntosh LF4 CCR

	GWC-11	GWC-12	GWC-17 (bg)	GWC-18 (bg)	GWC-19
8/25/2004	0.0033	<0.01			
9/11/2004	0.0038	<0.01			
9/26/2004	0.0031	<0.01			
10/13/2004	<0.005	<0.01			
7/11/2005	0.0039	<0.01			
12/7/2005	0.0053	<0.01			
6/22/2006	0.0069	0.002			
11/28/2006	0.0056	0.0015			
7/6/2007	0.0063	0.0021			
12/13/2007	0.0058	0.0025			
6/20/2008	0.013	0.0017			
12/7/2008	0.0048	0.0016			
7/10/2009	0.0086	0.0017			
12/28/2009		0.0018			
12/29/2009	0.0077				
6/22/2010	0.0046	0.0018			
1/4/2011		0.0039			
1/5/2011	0.0053				
7/9/2011	0.007	0.0041			
1/20/2012		<0.01			
1/21/2012	0.0073				
7/11/2012	0.01	0.0052			
1/19/2013	0.0058	0.0025			
7/18/2013		0.0035			
7/19/2013	0.005				
1/15/2014	0.0081	0.0082			
7/11/2014	0.0087	0.0048			
1/15/2015		0.0022			
1/16/2015	0.0061				
6/19/2015		0.0024			
6/20/2015	0.005				
12/8/2015			<0.01	0.0012 (J)	0.0026
12/14/2015			<0.01	0.0018	
12/15/2015					0.0017
12/28/2015			<0.01	0.0017	0.0016
1/14/2016	0.0045				
1/16/2016		0.002			
1/26/2016			<0.01	0.0013	0.0016
4/19/2016				0.00277 (J)	0.002
4/20/2016	0.00856 (J)	<0.01	<0.01		
6/15/2016	0.0061 (J)	0.0016 (J)	0.0018 (J)		
6/16/2016				0.0021 (J)	0.0016 (J)
8/9/2016			0.002 (J)		
8/10/2016	0.0052	0.0016 (J)			0.0016 (J)
8/11/2016				0.0023 (J)	
9/27/2016	0.0051	0.0019 (J)	0.0021 (J)		
9/28/2016				0.0022 (J)	<0.0025
11/15/2016	0.005	0.0017 (J)	0.002 (J)		<0.0025
11/16/2016				0.0019 (J)	
1/11/2017			0.0025	0.0025	
1/12/2017	0.0051	0.0017 (J)			
1/16/2017					0.0013 (J)

# Time Series

Constituent: Chromium (mg/L) Analysis Run 9/13/2023 2:46 PM View: Constituents View  
 Plant McIntosh Client: Southern Company Data: McIntosh LF4 CCR

	GWC-11	GWC-12	GWC-17 (bg)	GWC-18 (bg)	GWC-19
3/1/2017	0.0088	0.0055	0.0067	0.0065	0.0056
4/20/2017		0.0016 (J)	0.0024 (J)		
4/24/2017	0.0049				
4/25/2017				0.0026	0.0019 (J)
7/19/2017			0.0025		
7/20/2017		0.0017 (J)			
7/24/2017	0.0049				
7/25/2017				0.0023 (J)	0.0013 (J)
1/11/2018	0.0044	0.0016 (J)	0.0026		
1/12/2018				0.002 (J)	0.0017 (J)
7/11/2018			0.0025	0.0022 (J)	0.0011 (J)
7/12/2018	0.0023 (J)	0.0015 (J)			
1/29/2019			0.0041 (J)		<0.0025
1/30/2019	0.006 (J)	0.0039 (J)		0.0049 (J)	
3/27/2019	0.0031	0.0019	0.0028	0.0025	0.0014
9/11/2019	0.0071	0.0036	0.0059	0.0049	0.0043
4/1/2020		0.0019 (J)	0.0032	0.0025	0.0018 (J)
4/2/2020	0.0055				
9/15/2020	0.0028		0.0027	0.0025	
9/16/2020		0.0016 (J)			0.0015 (J)
3/16/2021		0.0019 (J)	0.0031		0.0017 (J)
3/17/2021	0.0031			0.0027	
8/18/2021	0.004	0.0037			
8/19/2021			0.0027	0.0025	0.0015 (J)
2/22/2022			0.003		
2/23/2022	0.005	0.0016 (J)		0.0025	0.0016 (J)
8/2/2022	0.0046		0.0033	0.0025	
8/3/2022		0.0019 (J)			0.0017 (J)
2/7/2023		0.002		0.0043	
2/8/2023	0.0059		0.0044		0.0026
8/2/2023	0.0047	0.0023	0.0039	0.0025	0.0023

# Time Series

Constituent: Chromium (mg/L) Analysis Run 9/13/2023 2:46 PM View: Constituents View

Plant McIntosh Client: Southern Company Data: McIntosh LF4 CCR

	GWC-20	GWC-21	GWC-23	GWC-9
8/25/2004				<0.002
9/11/2004				<0.002
9/26/2004				<0.002
10/13/2004				<0.002
7/11/2005				<0.002
12/7/2005				<0.002
6/22/2006				<0.002
11/28/2006				<0.002
7/6/2007				0.0017
12/13/2007				0.0021
6/20/2008				0.0021
12/7/2008				0.0018
7/9/2009				0.0024
12/29/2009				0.0021
6/22/2010				<0.002
1/5/2011				0.0034
7/9/2011				0.0018
1/21/2012				<0.002
7/11/2012				0.0038
1/19/2013				0.0065 (o)
7/18/2013				0.0029
1/15/2014				<0.002
7/10/2014				<0.002
1/16/2015				<0.002
6/20/2015				<0.002
12/9/2015	<0.002	<0.002		
12/14/2015	<0.002	<0.002		
12/29/2015	<0.002	<0.002		
1/14/2016				<0.002
1/25/2016	<0.002	<0.002		
4/19/2016				<0.002
4/21/2016	<0.002	<0.002		
6/15/2016				0.00021
6/16/2016	0.0008 (J)	0.00031 (J)	0.00023 (J)	
8/10/2016	<0.002	<0.002	<0.0025	<0.002
9/27/2016	<0.002	0.35 (o)		<0.002
9/28/2016			<0.0025	
11/15/2016	<0.002	<0.002		<0.002
11/16/2016			<0.0025	
1/12/2017		<0.002		
1/13/2017	<0.002			0.0012 (J)
1/17/2017			<0.0025	
3/1/2017	0.005	0.0044		0.0043
3/2/2017			0.0017 (J)	
4/24/2017		<0.002		<0.002
4/25/2017	<0.002		<0.0025	
7/13/2017			<0.0025	
7/24/2017				<0.002
7/25/2017	<0.002	<0.002	<0.0025	
1/11/2018		<0.002		
1/12/2018	<0.002		<0.0025	<0.002
7/11/2018	<0.002	<0.002		

# Time Series

Constituent: Chromium (mg/L) Analysis Run 9/13/2023 2:46 PM View: Constituents View  
Plant McIntosh Client: Southern Company Data: McIntosh LF4 CCR

	GWC-20	GWC-21	GWC-23	GWC-9
7/12/2018			<0.0025	<0.002
1/29/2019	<0.002			
1/30/2019		<0.002	<0.0025	<0.002
3/27/2019	<0.002	<0.002	<0.0025	<0.002
9/11/2019	0.0034	0.0025	0.004	0.0025
4/1/2020	<0.002	<0.002	0.0022	<0.002
9/15/2020	<0.002	<0.002	0.0023	
9/16/2020				<0.002
3/16/2021	<0.002			
3/17/2021		<0.002	0.0027	<0.002
8/19/2021	0.0018 (J)	<0.002	0.0023	<0.002
2/22/2022	<0.002			
2/23/2022		<0.002	0.0028	<0.002
8/3/2022	<0.002			<0.002
8/4/2022		<0.002	0.0029	
2/8/2023	0.002	<0.002	0.0033	0.0013 (J)
8/2/2023	0.004			0.0012 (J)
8/3/2023		<0.002	0.0026	



# Time Series

Constituent: Cobalt (mg/L) Analysis Run 9/13/2023 2:46 PM View: Constituents View

Plant McIntosh Client: Southern Company Data: McIntosh LF4 CCR

	GWA-13 (bg)	GWA-14 (bg)	GWA-15 (bg)	GWA-16 (bg)	GWA-2 (bg)
8/25/2004					<0.01
9/11/2004					<0.01
9/26/2004					<0.01
10/13/2004					<0.01
7/11/2005					<0.01
12/7/2005					<0.01
6/22/2006					<0.01
11/28/2006					<0.01
7/6/2007					<0.01
12/13/2007					<0.01
6/20/2008					<0.01
12/7/2008					<0.01
7/9/2009					<0.01
12/28/2009					<0.01
6/22/2010					<0.01
1/4/2011					<0.01
7/9/2011					<0.01
1/21/2012					<0.01
7/11/2012					0.0017
1/20/2013					<0.01
7/19/2013					<0.01
1/15/2014					0.0011 (J)
7/11/2014					0.0012 (J)
1/16/2015					0.00083 (J)
6/20/2015					0.0013
12/7/2015	0.0012 (J)	0.001 (J)	0.0011 (J)	0.0012 (J)	
12/14/2015				0.001 (J)	
12/15/2015	0.00099 (J)	0.00078 (J)	0.0011 (J)		
12/28/2015			0.0016	0.0012 (J)	
12/29/2015	0.0012 (J)	0.00094 (J)			
1/13/2016	0.0012 (J)	0.001 (J)	0.0016	0.001 (J)	
1/16/2016					0.0012 (J)
1/25/2016	0.00095 (J)	0.00085 (J)	0.0014	0.00089 (J)	
4/19/2016					<0.01
4/20/2016	<0.0025	<0.0025		<0.0025	
4/21/2016			<0.0025		
6/14/2016	0.00072 (J)	0.00048 (J)			0.001 (J)
6/15/2016			0.00047 (J)	0.00063 (J)	
8/9/2016	0.00041 (J)	0.00045 (J)	<0.0025	0.00055 (J)	0.0012 (J)
9/26/2016					0.0012 (J)
9/27/2016	0.00058 (J)	0.00046 (J)	0.00045 (J)	0.00059 (J)	
11/15/2016	0.00048 (J)	<0.0025	0.00048 (J)	0.0005 (J)	0.0013 (J)
1/10/2017					0.0011 (J)
1/11/2017		<0.0025	0.00046 (J)	0.00044 (J)	
1/12/2017	0.0014 (J)				
2/28/2017	0.00075 (J)	0.00051 (J)	0.00061 (J)		0.0014 (J)
3/1/2017				0.00066 (J)	
4/19/2017					0.0012 (J)
4/20/2017	0.0005 (J)	<0.0025	0.00042 (J)	0.00045 (J)	
7/17/2017					0.0013 (J)
7/18/2017	0.00051 (J)				
7/19/2017		<0.0025	0.00041 (J)	0.00047 (J)	

# Time Series

Constituent: Cobalt (mg/L) Analysis Run 9/13/2023 2:46 PM View: Constituents View  
 Plant McIntosh Client: Southern Company Data: McIntosh LF4 CCR

	GWA-13 (bg)	GWA-14 (bg)	GWA-15 (bg)	GWA-16 (bg)	GWA-2 (bg)
1/10/2018	0.00049 (J)				0.0013 (J)
1/11/2018		<0.0025	0.00044 (J)	0.00043 (J)	
7/11/2018	<0.0025	<0.0025	0.0004 (J)	0.00043 (J)	0.0013 (J)
1/29/2019	0.00043 (J)	0.00029 (J)	0.00037 (J)	0.00044 (J)	0.001 (J)
3/26/2019	<0.0025	<0.0025	<0.0025	<0.0025	
3/27/2019					0.0011
9/10/2019	0.00064	0.00042 (J)		0.0005	
9/11/2019			0.00044 (J)		0.0015
3/31/2020	0.00034 (J)				
4/1/2020		0.00033 (J)	0.00036 (J)	0.00036 (J)	0.0013 (J)
9/15/2020	<0.0025	<0.0025	<0.0025	<0.0025	0.00099 (J)
3/16/2021	0.0005 (J)	0.00035 (J)		0.00047 (J)	0.0013 (J)
3/17/2021			0.0004 (J)		
8/17/2021		0.00048 (J)		0.00043 (J)	0.0015 (J)
8/18/2021	0.00058 (J)				
8/19/2021			0.0004 (J)		
2/22/2022	0.00052 (J)	0.00042 (J)	0.00051 (J)	0.00048 (J)	0.0015 (J)
8/2/2022	0.00044 (J)	0.00038 (J)	0.00042 (J)	0.00049 (J)	0.0013 (J)
2/6/2023	0.00049 (J)				
2/7/2023		0.00043 (J)	0.0004 (J)	0.00047 (J)	0.0012 (J)
8/1/2023	0.00053 (J)		0.00043 (J)	0.00055 (J)	0.0015 (J)
8/2/2023		0.00036 (J)			

# Time Series

Constituent: Cobalt (mg/L) Analysis Run 9/13/2023 2:46 PM View: Constituents View

Plant McIntosh Client: Southern Company Data: McIntosh LF4 CCR

	GWA-3 (bg)	GWA-4A (bg)	GWA-5 (bg)	GWC-1	GWC-10
8/25/2004	<0.0025	<0.0025	<0.01	<0.0025	<0.0025
9/11/2004	<0.0025	<0.0025	<0.01	<0.0025	<0.0025
9/26/2004	<0.0025	<0.0025	<0.01	<0.0025	<0.0025
10/13/2004	<0.0025	<0.0025	<0.01		<0.0025
7/11/2005	<0.0025	<0.0025	<0.01	<0.0025	<0.0025
12/7/2005	<0.0025	<0.0025	<0.01	<0.0025	<0.0025
6/22/2006	<0.0025	<0.0025	<0.01	<0.0025	<0.0025
11/28/2006	<0.0025	<0.0025	<0.01	<0.0025	<0.0025
7/6/2007	<0.0025	<0.0025	<0.01	<0.0025	<0.0025
12/13/2007	<0.0025	<0.0025	<0.01	<0.0025	<0.0025
6/20/2008	<0.0025	<0.0025	<0.01	<0.0025	<0.0025
12/7/2008	<0.0025	<0.0025	<0.01	<0.0025	<0.0025
7/9/2009	<0.0025	<0.0025	<0.01	<0.0025	
7/10/2009					<0.0025
12/28/2009	<0.0025			<0.0025	
12/29/2009			0.011		<0.0025
12/30/2009		0.013			
6/22/2010	<0.0025	<0.0025	<0.01	<0.0025	<0.0025
1/4/2011		<0.0025	<0.01	<0.0025	<0.0025
1/5/2011	0.0066 (o)				
7/9/2011	<0.0025		<0.01	<0.0025	
7/10/2011		<0.0025			<0.0025
1/20/2012	<0.0025				
1/21/2012		0.0061	<0.01	<0.0025	<0.0025
7/11/2012	<0.0025	0.01	0.0072	0.0013	<0.0025
1/19/2013	<0.0025		<0.01		
1/20/2013		0.0033		0.0013	<0.0025
7/18/2013	<0.0025		<0.01		
7/19/2013		<0.0025		0.0015	<0.0025
1/15/2014	<0.0025		0.00075 (J)	0.0017	
1/16/2014		0.0027			<0.0025
7/10/2014		<0.0025	0.0007 (J)		<0.0025
7/11/2014	<0.0025			0.0018	
1/15/2015	<0.0025		0.0007 (J)		
1/16/2015		0.0077		0.0019	<0.0025
6/19/2015	<0.0025		0.0011 (J)		
6/20/2015		<0.0025		0.002	0.0006 (J)
1/14/2016		<0.0025	0.00064 (J)		
1/16/2016	<0.0025			0.0015	<0.0025
4/19/2016	<0.0025				
4/20/2016		<0.0025	<0.01	<0.0025	
4/21/2016					<0.0025
6/14/2016	0.00044 (J)	0.0004 (J)	0.0006 (J)		
6/15/2016				0.0015 (J)	
6/16/2016					1E-05 (J)
8/9/2016	0.00042 (J)		0.00062 (J)		
8/10/2016				0.0016 (J)	<0.0025
8/11/2016		0.0046			
9/27/2016	0.00042 (J)	0.001 (J)	0.00059 (J)	0.0016 (J)	<0.0025
11/14/2016	<0.0025	<0.0025			
11/15/2016			0.00064 (J)	0.0015 (J)	<0.0025
1/10/2017	<0.0025	0.00044 (J)			

# Time Series

Constituent: Cobalt (mg/L) Analysis Run 9/13/2023 2:46 PM View: Constituents View  
 Plant McIntosh Client: Southern Company Data: McIntosh LF4 CCR

	GWA-3 (bg)	GWA-4A (bg)	GWA-5 (bg)	GWC-1	GWC-10
1/11/2017			0.00064 (J)		
1/12/2017				0.0016 (J)	<0.0025
1/19/2017			0.00046 (J)		
1/23/2017				<0.0025	
1/24/2017			0.009		
2/28/2017	0.00048 (J)	0.001 (J)	0.00078 (J)		
3/1/2017				0.0021 (J)	<0.0025
4/19/2017	<0.0025				
4/20/2017		0.00059 (J)	0.00065 (J)	0.0018 (J)	
4/24/2017					<0.0025
7/18/2017	<0.0025	0.00079 (J)	0.00069 (J)		
7/19/2017				0.0015 (J)	
7/24/2017					<0.0025
1/10/2018	<0.0025	0.0018 (J)	0.00068 (J)		
1/11/2018				0.0019 (J)	<0.0025
7/11/2018	<0.0025	0.0044	0.00071 (J)		
7/12/2018				0.0018 (J)	<0.0025
1/29/2019	0.00035 (J)	0.0033	0.00064 (J)		
1/30/2019				<0.0025	<0.0025
3/26/2019		0.0037	0.00064		
3/27/2019	<0.0025			0.0017	<0.0025
9/10/2019		0.0031	0.00074		
9/11/2019	0.00039 (J)			0.002	0.0001 (J)
3/31/2020		0.0038	0.00067 (J)		
4/1/2020	0.00024 (J)			0.0016 (J)	<0.0025
9/15/2020	<0.0025		0.0005 (J)	0.0014 (J)	<0.0025
9/16/2020		0.0014 (J)			
3/16/2021	0.00033 (J)			0.0017 (J)	<0.0025
3/17/2021		0.0014 (J)	0.00083 (J)		
8/17/2021	0.00039 (J)				
8/18/2021				0.0018 (J)	<0.0025
8/19/2021		0.0013 (J)	0.00079 (J)		
2/22/2022	0.00037 (J)		0.00076 (J)		
2/23/2022		0.0013 (J)		0.0017 (J)	<0.0025
8/2/2022	0.00031 (J)		0.00085 (J)		
8/3/2022		0.0017 (J)		0.00034 (J)	<0.0025
2/7/2023	0.00026 (J)	0.0013 (J)	0.00094 (J)	0.0016 (J)	
2/8/2023					<0.0025
8/1/2023		0.0013 (J)	0.00086 (J)		
8/2/2023	0.00032 (J)			0.0016 (J)	<0.0025

# Time Series

Constituent: Cobalt (mg/L) Analysis Run 9/13/2023 2:46 PM View: Constituents View

Plant McIntosh Client: Southern Company Data: McIntosh LF4 CCR

	GWC-11	GWC-12	GWC-17 (bg)	GWC-18 (bg)	GWC-19
8/25/2004	<0.0025	<0.0025			
9/11/2004	<0.0025	<0.0025			
9/26/2004	<0.0025	<0.0025			
10/13/2004	<0.0025	<0.0025			
7/11/2005	<0.0025	<0.0025			
12/7/2005	<0.0025	<0.0025			
6/22/2006	<0.0025	<0.0025			
11/28/2006	<0.0025	<0.0025			
7/6/2007	<0.0025	<0.0025			
12/13/2007	<0.0025	<0.0025			
6/20/2008	<0.0025	<0.0025			
12/7/2008	<0.0025	<0.0025			
7/10/2009	<0.0025	<0.0025			
12/28/2009		<0.0025			
12/29/2009	0.0071				
6/22/2010	<0.0025	<0.0025			
1/4/2011		<0.0025			
1/5/2011	<0.0025				
7/9/2011	0.0037	0.0039			
1/20/2012		<0.0025			
1/21/2012	0.0062				
7/11/2012	0.007	0.012 (o)			
1/19/2013	<0.0025	<0.0025			
7/18/2013		<0.0025			
7/19/2013	<0.0025				
1/15/2014	0.0028	0.005			
7/11/2014	<0.0025	0.00079 (J)			
1/15/2015		0.00069 (J)			
1/16/2015	0.0048				
6/19/2015		0.0007 (J)			
6/20/2015	<0.0025				
12/8/2015			0.0018	<0.0025	0.00084 (J)
12/14/2015			0.0016	<0.0025	
12/15/2015					0.00063 (J)
12/28/2015			0.0015	<0.0025	0.00071 (J)
1/13/2016			0.0013		
1/14/2016	<0.0025			<0.0025	<0.0025
1/16/2016		0.00061 (J)			
1/26/2016			0.0012 (J)	<0.0025	<0.0025
4/19/2016				<0.0025	<0.0025
4/20/2016	<0.0025	<0.0025	<0.0025		
6/15/2016	0.00011 (J)	0.00051 (J)	0.00073 (J)		
6/16/2016				0.00017 (J)	6.7E-05 (J)
8/9/2016			0.00069 (J)		
8/10/2016	<0.0025	0.00052 (J)			<0.0025
8/11/2016				<0.0025	
9/27/2016	<0.0025	0.00077 (J)	0.00081 (J)		
9/28/2016				<0.0025	<0.0025
11/15/2016	<0.0025	0.00055 (J)	0.00071 (J)		<0.0025
11/16/2016				<0.0025	
1/11/2017			0.00062 (J)	<0.0025	
1/12/2017	<0.0025	0.0005 (J)			

# Time Series

Constituent: Cobalt (mg/L) Analysis Run 9/13/2023 2:46 PM View: Constituents View  
 Plant McIntosh Client: Southern Company Data: McIntosh LF4 CCR

	GWC-11	GWC-12	GWC-17 (bg)	GWC-18 (bg)	GWC-19
1/16/2017					<0.0025
3/1/2017	<0.0025	0.00079 (J)	0.00081 (J)	<0.0025	<0.0025
4/20/2017		0.00056 (J)	0.00053 (J)		
4/24/2017	<0.0025				
4/25/2017				<0.0025	<0.0025
7/19/2017			0.00051 (J)		
7/20/2017		0.00051 (J)			
7/24/2017	<0.0025				
7/25/2017				<0.0025	<0.0025
1/11/2018	<0.0025	0.0006 (J)	0.00046 (J)		
1/12/2018				<0.0025	<0.0025
7/11/2018			<0.0025	<0.0025	<0.0025
7/12/2018	<0.0025	0.00056 (J)			
1/29/2019			0.00038 (J)		<0.0025
1/30/2019	<0.0025	<0.0025		<0.0025	
3/27/2019	<0.0025	0.00051	<0.0025	<0.0025	<0.0025
9/11/2019	<0.0025	0.00067	0.00034 (J)	8.2E-05 (J)	9.9E-05 (J)
4/1/2020		0.00051 (J)	0.00023 (J)	<0.0025	<0.0025
4/2/2020	<0.0025				
9/15/2020	<0.0025		<0.0025	<0.0025	
9/16/2020		0.00023 (J)			<0.0025
3/16/2021		0.00058 (J)	0.00027 (J)		<0.0025
3/17/2021	0.00016 (J)			<0.0025	
8/18/2021	<0.0025	0.00065 (J)			
8/19/2021			0.00023 (J)	<0.0025	<0.0025
2/22/2022			<0.0025		
2/23/2022	<0.0025	0.00049 (J)		<0.0025	<0.0025
8/2/2022	<0.0025		<0.0025	<0.0025	
8/3/2022		0.00068 (J)			<0.0025
2/7/2023		0.00058 (J)		<0.0025	
2/8/2023	<0.0025		<0.0025		<0.0025
8/2/2023	<0.0025	0.00055 (J)	<0.0025	<0.0025	<0.0025

# Time Series

Constituent: Cobalt (mg/L) Analysis Run 9/13/2023 2:46 PM View: Constituents View

Plant McIntosh Client: Southern Company Data: McIntosh LF4 CCR

	GWC-20	GWC-21	GWC-23	GWC-9
8/25/2004				<0.0025
9/11/2004				<0.0025
9/26/2004				<0.0025
10/13/2004				<0.0025
7/11/2005				<0.0025
12/7/2005				<0.0025
6/22/2006				<0.0025
11/28/2006				<0.0025
7/6/2007				<0.0025
12/13/2007				<0.0025
6/20/2008				<0.0025
12/7/2008				<0.0025
7/9/2009				<0.0025
12/29/2009				<0.0025
6/22/2010				<0.0025
1/5/2011				<0.0025
7/9/2011				<0.0025
1/21/2012				<0.0025
7/11/2012				0.0013
1/19/2013				0.0055
7/18/2013				<0.0025
1/15/2014				0.00052 (J)
7/10/2014				0.00055 (J)
1/16/2015				<0.0025
6/20/2015				0.00052 (J)
12/9/2015	0.0055	0.0013		
12/14/2015	0.0073	0.0014		
12/29/2015	0.0076	0.0018		
1/14/2016	0.0056	0.0018		0.00051 (J)
1/25/2016	0.0061	0.0019		
4/19/2016				<0.0025
4/21/2016	0.00468 (J)	<0.0025		
6/15/2016				0.00052 (J)
6/16/2016	0.0032 (J)	0.0021 (J)	0.0019 (J)	
8/10/2016	0.0025	0.0015 (J)	0.0051	0.0006 (J)
9/27/2016	0.0023 (J)	0.015 (o)		0.00063 (J)
9/28/2016			0.0058	
11/15/2016	0.0019 (J)	0.0017 (J)		0.00053 (J)
11/16/2016			0.0063	
1/12/2017		0.0014 (J)		
1/13/2017	0.0017 (J)			0.00052 (J)
1/17/2017			0.0057	
3/1/2017	0.0021 (J)	0.0019 (J)		0.00084 (J)
3/2/2017			0.0095	
4/24/2017		0.0015 (J)		0.00055 (J)
4/25/2017	0.0016 (J)		0.0078	
7/13/2017			0.0061	
7/24/2017				0.00058 (J)
7/25/2017	0.0016 (J)	0.0014 (J)	0.0074	
1/11/2018		0.0013 (J)		
1/12/2018	0.0014 (J)		0.0072	0.00054 (J)
7/11/2018	0.0013 (J)	0.0012 (J)		

# Time Series

Constituent: Cobalt (mg/L) Analysis Run 9/13/2023 2:46 PM View: Constituents View  
Plant McIntosh Client: Southern Company Data: McIntosh LF4 CCR

	GWC-20	GWC-21	GWC-23	GWC-9
7/12/2018			0.0077	0.00072 (J)
1/29/2019	0.00084 (J)			
1/30/2019		<0.0025	0.0061	<0.0025
3/27/2019	0.0012	0.001	0.006	0.00051
9/11/2019	0.0014	0.0012	0.0059	0.00083
4/1/2020	0.00094 (J)	0.00088 (J)	0.0037	0.00042 (J)
9/15/2020	0.00097 (J)	0.00088 (J)	0.0032	
9/16/2020				0.00037 (J)
3/16/2021	0.0009 (J)			
3/17/2021		0.00092 (J)	0.0035	0.00092 (J)
8/19/2021	0.00088 (J)	0.00077 (J)	0.0025	0.00063 (J)
2/22/2022	0.0009 (J)			
2/23/2022		0.00079 (J)	0.0026	0.00064 (J)
8/3/2022	0.00091 (J)			0.00034 (J)
8/4/2022		0.00083 (J)	0.0016 (J)	
2/8/2023	0.00075 (J)	0.00077 (J)	0.0014 (J)	<0.0025
8/2/2023	0.00082 (J)			<0.0025
8/3/2023		0.0007 (J)	0.00045 (J)	



# Time Series

Constituent: Copper (mg/L) Analysis Run 9/13/2023 2:46 PM View: Constituents View

Plant McIntosh Client: Southern Company Data: McIntosh LF4 CCR

	GWA-13 (bg)	GWA-14 (bg)	GWA-15 (bg)	GWA-16 (bg)	GWA-2 (bg)
8/25/2004					<0.002
9/11/2004					0.003
9/26/2004					<0.002
10/13/2004					<0.002
7/11/2005					<0.002
12/7/2005					<0.002
6/22/2006					<0.002
11/28/2006					<0.002
7/6/2007					<0.002
12/13/2007					<0.002
6/20/2008					<0.002
12/7/2008					<0.002
7/9/2009					<0.002
12/28/2009					<0.002
6/22/2010					<0.002
1/4/2011					<0.002
7/9/2011					<0.002
1/21/2012					<0.002
7/11/2012					<0.002
1/20/2013					<0.002
7/19/2013					<0.002
1/15/2014					<0.002
7/11/2014					<0.002
1/16/2015					<0.002
6/20/2015					<0.002
12/7/2015	<0.002	<0.002	0.00084 (J)	0.001 (J)	
12/14/2015				<0.002	
12/15/2015	<0.002	<0.002	<0.002		
12/28/2015			<0.002	<0.002	
12/29/2015	<0.002	<0.002			
1/13/2016	<0.002	<0.002	<0.002	<0.002	
1/16/2016					<0.002
1/25/2016	<0.002	0.0014 (J)	<0.002	0.00081 (J)	
6/14/2016	<0.002	<0.002			<0.002
6/15/2016			<0.002	<0.002	
1/10/2017					<0.002
1/11/2017		<0.002	<0.002	<0.002	
1/12/2017	<0.002				
7/17/2017					<0.002
7/18/2017	<0.002				
7/19/2017		<0.002	<0.002	<0.002	
1/10/2018	<0.002				<0.002
1/11/2018		<0.002	<0.002	<0.002	
7/11/2018	<0.002	<0.002	<0.002	<0.002	<0.002
1/29/2019	<0.002	<0.002	<0.002	<0.002	<0.002
3/26/2019	<0.002	<0.002	<0.002	<0.002	
3/27/2019					<0.002
9/10/2019	0.00066 (J)	0.00076 (J)		<0.002	
9/11/2019			<0.002		<0.002
3/31/2020	<0.002				
4/1/2020		<0.002	<0.002	<0.002	<0.002
9/15/2020	<0.002	<0.002	<0.002	<0.002	<0.002

# Time Series

Constituent: Copper (mg/L) Analysis Run 9/13/2023 2:46 PM View: Constituents View  
Plant McIntosh Client: Southern Company Data: McIntosh LF4 CCR

	GWA-13 (bg)	GWA-14 (bg)	GWA-15 (bg)	GWA-16 (bg)	GWA-2 (bg)
3/16/2021	<0.002	<0.002		<0.002	<0.002
3/17/2021			<0.002		
8/17/2021		<0.002		<0.002	<0.002
8/18/2021	<0.002				
8/19/2021			<0.002		
2/22/2022	<0.002	<0.002	<0.002	<0.002	<0.002
8/2/2022	<0.002	<0.002	<0.002	<0.002	<0.002
2/6/2023	<0.002				
2/7/2023		<0.002	<0.002	<0.002	<0.002
8/1/2023	<0.002		<0.002	<0.002	<0.002
8/2/2023		<0.002			

# Time Series

Constituent: Copper (mg/L) Analysis Run 9/13/2023 2:46 PM View: Constituents View

Plant McIntosh Client: Southern Company Data: McIntosh LF4 CCR

	GWA-3 (bg)	GWA-4A (bg)	GWA-5 (bg)	GWC-1	GWC-10
8/25/2004	<0.002	0.0023	<0.002	<0.002	<0.002
9/11/2004	<0.002	<0.002	<0.002	<0.002	<0.002
9/26/2004	0.0029	<0.002	<0.002	<0.002	<0.002
10/13/2004	<0.002	<0.002	<0.002		<0.002
7/11/2005	<0.002	<0.002	<0.002	<0.002	<0.002
12/7/2005	<0.002	<0.002	<0.002	<0.002	<0.002
6/22/2006	0.0026	<0.002	<0.002	<0.002	<0.002
11/28/2006	<0.002	<0.002	<0.002	<0.002	<0.002
7/6/2007	0.0034	<0.002	<0.002	<0.002	<0.002
12/13/2007	<0.002	<0.002	<0.002	<0.002	<0.002
6/20/2008	<0.002	<0.002	<0.002	<0.002	<0.002
12/7/2008	<0.002	<0.002	<0.002	<0.002	<0.002
7/9/2009	<0.002	<0.002	<0.002	<0.002	
7/10/2009					<0.002
12/28/2009	<0.002			<0.002	
12/29/2009			<0.002		<0.002
12/30/2009		<0.002			
6/22/2010	<0.002	<0.002	<0.002	<0.002	<0.002
1/4/2011		<0.002	<0.002	<0.002	<0.002
1/5/2011	0.014 (o)				
7/9/2011	<0.002		<0.002	<0.002	
7/10/2011		<0.002			<0.002
1/20/2012	<0.002				
1/21/2012		<0.002	<0.002	<0.002	<0.002
7/11/2012	<0.002	<0.002	<0.002	<0.002	<0.002
1/19/2013	<0.002		<0.002		
1/20/2013		<0.002		<0.002	<0.002
7/18/2013	<0.002		<0.002		
7/19/2013		<0.002		<0.002	<0.002
1/15/2014	<0.002		<0.002	<0.002	
1/16/2014		<0.002			<0.002
7/10/2014		<0.002	<0.002		<0.002
7/11/2014	<0.002			<0.002	
1/15/2015	<0.002		<0.002		
1/16/2015		<0.002		<0.002	<0.002
6/19/2015	<0.002		<0.002		
6/20/2015		<0.002		<0.002	<0.002
1/14/2016		<0.002	0.00084 (J)		
1/16/2016	<0.002			<0.002	<0.002
6/14/2016	<0.002	<0.002	0.0021 (J)		
6/15/2016				<0.002	
6/16/2016					<0.002
1/10/2017	<0.002	<0.002			
1/11/2017			<0.002		
1/12/2017				<0.002	<0.002
7/18/2017	<0.002	<0.002	<0.002		
7/19/2017				<0.002	
7/24/2017					<0.002
1/10/2018	<0.002	<0.002	<0.002		
1/11/2018				<0.002	<0.002
7/11/2018	<0.002	<0.002	<0.002		
7/12/2018				<0.002	<0.002

# Time Series

Constituent: Copper (mg/L) Analysis Run 9/13/2023 2:46 PM View: Constituents View  
Plant McIntosh Client: Southern Company Data: McIntosh LF4 CCR

	GWA-3 (bg)	GWA-4A (bg)	GWA-5 (bg)	GWC-1	GWC-10
1/29/2019	<0.002	<0.002	<0.002		
1/30/2019				<0.002	<0.002
3/26/2019		0.0021	<0.002		
3/27/2019	<0.002			<0.002	<0.002
9/10/2019		0.0016 (J)	<0.002		
9/11/2019	0.00092 (J)			0.001 (J)	<0.002
3/31/2020		0.0051	<0.002		
4/1/2020	<0.002			<0.002	<0.002
9/15/2020	0.00095 (J)		<0.002	<0.002	<0.002
9/16/2020		0.00079 (J)			
3/16/2021	<0.002			<0.002	<0.002
3/17/2021		0.0012 (J)	<0.002		
8/17/2021	<0.002				
8/18/2021				<0.002	<0.002
8/19/2021		0.00087 (J)	<0.002		
2/22/2022	<0.002		<0.002		
2/23/2022		0.0012 (J)		<0.002	<0.002
8/2/2022	<0.002		<0.002		
8/3/2022		<0.002		<0.002	<0.002
2/7/2023	<0.002	<0.002	<0.002	<0.002	
2/8/2023					<0.002
8/1/2023		<0.002	<0.002		
8/2/2023	<0.002			<0.002	<0.002

# Time Series

Constituent: Copper (mg/L) Analysis Run 9/13/2023 2:46 PM View: Constituents View

Plant McIntosh Client: Southern Company Data: McIntosh LF4 CCR

	GWC-11	GWC-12	GWC-17 (bg)	GWC-18 (bg)	GWC-19
8/25/2004	<0.002	<0.002			
9/11/2004	<0.002	<0.002			
9/26/2004	<0.002	<0.002			
10/13/2004	<0.002	<0.002			
7/11/2005	<0.002	<0.002			
12/7/2005	<0.002	<0.002			
6/22/2006	<0.002	<0.002			
11/28/2006	0.0027	<0.002			
7/6/2007	<0.002	<0.002			
12/13/2007	<0.002	<0.002			
6/20/2008	<0.002	<0.002			
12/7/2008	<0.002	<0.002			
7/10/2009	<0.002	<0.002			
12/28/2009		<0.002			
12/29/2009	<0.002				
6/22/2010	<0.002	<0.002			
1/4/2011		<0.002			
1/5/2011	<0.002				
7/9/2011	<0.002	<0.002			
1/20/2012		<0.002			
1/21/2012	<0.002				
7/11/2012	<0.002	<0.002			
1/19/2013	<0.002	<0.002			
7/18/2013		<0.002			
7/19/2013	<0.002				
1/15/2014	<0.002	<0.002			
7/11/2014	0.0014 (J)	<0.002			
1/15/2015		<0.002			
1/16/2015	<0.002				
6/19/2015		<0.002			
6/20/2015	<0.002				
12/8/2015			0.0021 (J)	<0.002	<0.002
12/14/2015			0.0018 (J)	0.00096 (J)	
12/15/2015					<0.002
12/28/2015			<0.002	<0.002	<0.002
1/13/2016			<0.002		
1/14/2016	<0.002			<0.002	<0.002
1/16/2016		<0.002			
1/26/2016			<0.002	<0.002	<0.002
6/15/2016	<0.002	<0.002	<0.002		
6/16/2016				0.00068 (J)	0.00024 (J)
1/11/2017			<0.002	<0.002	
1/12/2017	<0.002	<0.002			
1/16/2017					<0.002
7/19/2017			<0.002		
7/20/2017		<0.002			
7/24/2017	<0.002				
7/25/2017				<0.002	<0.002
1/11/2018	<0.002	<0.002	<0.002		
1/12/2018				<0.002	<0.002
7/11/2018			<0.002	<0.002	<0.002
7/12/2018	<0.002	<0.002			

# Time Series

Constituent: Copper (mg/L) Analysis Run 9/13/2023 2:46 PM View: Constituents View  
Plant McIntosh Client: Southern Company Data: McIntosh LF4 CCR

	GWC-11	GWC-12	GWC-17 (bg)	GWC-18 (bg)	GWC-19
1/29/2019			<0.002		<0.002
1/30/2019	<0.002	<0.002		0.0021 (J)	
3/27/2019	<0.002	<0.002	<0.002	<0.002	<0.002
9/11/2019	<0.002	0.00069 (J)	0.0012 (J)	0.0011 (J)	0.00085 (J)
4/1/2020		<0.002	<0.002	<0.002	<0.002
4/2/2020	0.0013 (J)				
9/15/2020	<0.002		<0.002	<0.002	
9/16/2020		<0.002			<0.002
3/16/2021		<0.002	<0.002		<0.002
3/17/2021	0.0019 (J)			0.001 (J)	
8/18/2021	<0.002	0.00096 (J)			
8/19/2021			<0.002	0.00089 (J)	<0.002
2/22/2022			<0.002		
2/23/2022	<0.002	<0.002		<0.002	<0.002
8/2/2022	<0.002		<0.002	<0.002	
8/3/2022		<0.002			<0.002
2/7/2023		<0.002		<0.002	
2/8/2023	<0.002		<0.002		<0.002
8/2/2023	<0.002	<0.002	<0.002	0.0013 (J)	<0.002

# Time Series

Constituent: Copper (mg/L) Analysis Run 9/13/2023 2:46 PM View: Constituents View

Plant McIntosh Client: Southern Company Data: McIntosh LF4 CCR

	GWC-20	GWC-21	GWC-23	GWC-9
8/25/2004				<0.002
9/11/2004				<0.002
9/26/2004				0.0021
10/13/2004				<0.002
7/11/2005				<0.002
12/7/2005				<0.002
6/22/2006				<0.002
11/28/2006				<0.002
7/6/2007				<0.002
12/13/2007				<0.002
6/20/2008				<0.002
12/7/2008				<0.002
7/9/2009				<0.002
12/29/2009				<0.002
6/22/2010				<0.002
1/5/2011				<0.002
7/9/2011				<0.002
1/21/2012				<0.002
7/11/2012				<0.002
1/19/2013				<0.002
7/18/2013				<0.002
1/15/2014				<0.002
7/10/2014				<0.002
1/16/2015				<0.002
6/20/2015				<0.002
12/9/2015	<0.002	<0.002		
12/14/2015	<0.002	<0.002		
12/29/2015	<0.002	0.00082 (J)		
1/14/2016	<0.002	0.0064 (o)		<0.002
1/25/2016	<0.002	<0.002		
6/15/2016				<0.002
6/16/2016	0.00032 (J)	0.00042 (J)	0.0011 (J)	
1/12/2017		<0.002		
1/13/2017	<0.002			<0.002
1/17/2017			<0.002	
7/24/2017				<0.002
7/25/2017	<0.002	<0.002	<0.002	
1/11/2018		<0.002		
1/12/2018	<0.002		<0.002	<0.002
7/11/2018	<0.002	<0.002		
7/12/2018			<0.002	<0.002
1/29/2019	<0.002			
1/30/2019		<0.002	<0.002	0.002 (J)
3/27/2019	<0.002	<0.002	<0.002	<0.002
9/11/2019	0.0012 (J)	0.00066 (J)	0.00092 (J)	0.00092 (J)
4/1/2020	<0.002	<0.002	<0.002	<0.002
9/15/2020	<0.002	<0.002	<0.002	
9/16/2020				<0.002
3/16/2021	<0.002			
3/17/2021		<0.002	<0.002	<0.002
8/19/2021	<0.002	<0.002	0.0013 (J)	<0.002
2/22/2022	<0.002			

# Time Series

Constituent: Copper (mg/L) Analysis Run 9/13/2023 2:46 PM View: Constituents View  
Plant McIntosh Client: Southern Company Data: McIntosh LF4 CCR

	GWC-20	GWC-21	GWC-23	GWC-9
2/23/2022		<0.002	<0.002	<0.002
8/3/2022	<0.002			<0.002
8/4/2022		<0.002	<0.002	
2/8/2023	<0.002	<0.002	<0.002	<0.002
8/2/2023	<0.002			<0.002
8/3/2023		<0.002	<0.002	



# Time Series

Constituent: Fluoride (mg/L) Analysis Run 9/13/2023 2:46 PM View: Constituents View

Plant McIntosh Client: Southern Company Data: McIntosh LF4 CCR

	GWA-13 (bg)	GWA-14 (bg)	GWA-15 (bg)	GWA-16 (bg)	GWA-2 (bg)
4/19/2016					0.03 (J)
4/20/2016	0.018 (J)	0.021 (J)		0.022 (J)	
4/21/2016			0.019 (J)		
6/14/2016	<0.1	<0.1			0.02 (J)
6/15/2016			<0.1	<0.1	
8/9/2016	<0.1	<0.1	<0.1	<0.1	<0.1
9/26/2016					<0.1
9/27/2016	<0.1	<0.1	<0.1	<0.1	
11/15/2016	<0.1	<0.1	<0.1	<0.1	<0.1
1/10/2017					<0.1
1/11/2017		<0.1	<0.1	<0.1	
1/12/2017	<0.1				
2/28/2017	<0.1	<0.1	<0.1		<0.1
3/1/2017				<0.1	
4/19/2017					<0.1
4/20/2017	<0.1	<0.1	<0.1	<0.1	
10/10/2017					<0.1
10/11/2017	<0.1	<0.1	<0.1	<0.1	
1/10/2018	<0.1				<0.1
1/11/2018		<0.1	<0.1	<0.1	
7/11/2018	<0.1	<0.1	<0.1	<0.1	<0.1
1/29/2019	<0.1	<0.1	<0.1	<0.1	<0.1
3/26/2019	<0.1	<0.1	<0.1	<0.1	
3/27/2019					<0.1
9/10/2019	0.034 (J)	0.032 (J)		0.035 (J)	
9/11/2019			0.032 (J)		0.037 (J)
3/31/2020	0.046 (J)				
4/1/2020		0.048 (J)	0.05 (J)	<0.1	<0.1
9/15/2020	<0.1	<0.1	<0.1	<0.1	0.029 (J)
3/16/2021	<0.1	<0.1		<0.1	0.033 (J)
3/17/2021			<0.1		
8/17/2021		0.045 (J)		0.072 (J)	0.073 (J)
8/18/2021	<0.1				
8/19/2021			0.035 (J)		
2/22/2022	<0.1	<0.1	<0.1	<0.1	<0.1
8/2/2022	<0.1	<0.1	<0.1	<0.1	<0.1
2/6/2023	<0.1				
2/7/2023		<0.1	<0.1	<0.1	0.048 (J)
8/1/2023	<0.1		<0.1	<0.1	0.04 (J)
8/2/2023		<0.1			

# Time Series

Constituent: Fluoride (mg/L) Analysis Run 9/13/2023 2:46 PM View: Constituents View

Plant McIntosh Client: Southern Company Data: McIntosh LF4 CCR

	GWA-3 (bg)	GWA-4A (bg)	GWA-5 (bg)	GWC-1	GWC-10
4/19/2016	0.022 (J)				
4/20/2016		0.028 (J)	0.032 (J)	0.04 (J)	
4/21/2016					0.217 (J)
6/14/2016	<0.1	<0.1	<0.1		
6/15/2016				<0.1	
6/16/2016					0.13 (J)
8/9/2016	<0.1		<0.1		
8/10/2016				<0.1	0.21
8/11/2016		<0.1			
9/27/2016	<0.1	<0.1	<0.1	<0.1	0.17 (J)
11/14/2016	<0.1	<0.1			
11/15/2016			<0.1	<0.1	0.22
1/10/2017	<0.1	<0.1			
1/11/2017			<0.1		
1/12/2017				<0.1	0.12 (J)
2/28/2017	<0.1	<0.1	<0.1		
3/1/2017				<0.1	<0.25
4/19/2017	<0.1				
4/20/2017		<0.1	<0.1	<0.1	
4/24/2017					0.18 (J)
10/10/2017		<0.1			
10/11/2017	<0.1		<0.1	<0.1	
10/12/2017					0.18 (J)
1/10/2018	<0.1	<0.1	<0.1		
1/11/2018				<0.1	0.15 (J)
7/11/2018	<0.1	<0.1	<0.1		
7/12/2018				<0.1	0.13 (J)
1/29/2019	<0.1	<0.1	<0.1		
1/30/2019				<0.1	0.23 (J)
3/26/2019		<0.1	0.028		
3/27/2019	<0.1			0.029	0.12
9/10/2019		0.044 (J)	0.037 (J)		
9/11/2019	0.033 (J)			0.036 (J)	0.1
3/31/2020		0.043 (J)	0.061 (J)		
4/1/2020	<0.1			<0.1	0.26
9/15/2020	<0.1		<0.1	<0.1	0.11
9/16/2020		<0.1			
3/16/2021	<0.1			<0.1	0.18
3/17/2021		<0.1	0.026 (J)		
8/17/2021	0.043 (J)				
8/18/2021				<0.1	0.081 (J)
8/19/2021		<0.1	0.035 (J)		
2/22/2022	<0.1		<0.1		
2/23/2022		<0.1		<0.1	0.13
8/2/2022	<0.1		<0.1		
8/3/2022		<0.1		<0.1	0.098 (J)
2/7/2023	<0.1	<0.1	<0.1	<0.1	
2/8/2023					0.1
8/1/2023		<0.1	<0.1		
8/2/2023	<0.1			<0.1	0.13

# Time Series

Constituent: Fluoride (mg/L) Analysis Run 9/13/2023 2:46 PM View: Constituents View

Plant McIntosh Client: Southern Company Data: McIntosh LF4 CCR

	GWC-11	GWC-12	GWC-17 (bg)	GWC-18 (bg)	GWC-19
4/19/2016				0.706	0.122 (J)
4/20/2016	0.383	0.026 (J)	0.147 (J)		
6/15/2016	0.28 (J)	<0.1	0.1 (J)		
6/16/2016				0.56	0.08 (J)
8/9/2016			0.16 (J)		
8/10/2016	0.42	<0.1			0.14 (J)
8/11/2016				0.74	
9/27/2016	0.39	<0.1	0.14 (J)		
9/28/2016				0.7	0.11 (J)
11/15/2016	0.43	<0.1	0.16 (J)		0.13 (J)
11/16/2016				0.71	
1/11/2017			0.16 (J)	0.51	
1/12/2017	0.41	<0.1			
1/16/2017					0.11 (J)
3/1/2017	<0.39	<0.1	<0.22	0.61	<0.18
4/20/2017		<0.1	0.12 (J)		
4/24/2017	0.37				
4/25/2017				0.65	0.087 (J)
10/11/2017	0.39		0.11 (J)		
10/12/2017		<0.1		0.6	0.087 (J)
12/13/2017	0.48			0.61	
1/11/2018	0.31	<0.1	0.12 (J)		
1/12/2018				0.55	0.083 (J)
7/11/2018			0.13 (J)	0.59	0.091 (J)
7/12/2018	0.25	<0.1			
1/29/2019			0.13 (J)		0.074 (J)
1/30/2019	0.35	<0.1		0.65	
3/27/2019	0.24	<0.1	0.1	0.49	0.072
9/11/2019	0.26	0.036 (J)	0.099 (J)	0.47	0.08 (J)
4/1/2020		<0.1	0.15	0.59	0.11
4/2/2020	0.26				
9/15/2020	0.21		0.099 (J)	0.49	
9/16/2020		<0.1			0.076 (J)
3/16/2021		<0.1	0.13		0.092 (J)
3/17/2021	0.28			0.54	
8/18/2021	0.35	<0.1			
8/19/2021			0.15	0.62	0.11
2/22/2022			0.062 (J)		
2/23/2022	0.36	0.043 (J)		0.66	0.11
8/2/2022	0.28		0.12	0.54	
8/3/2022		<0.1			0.096 (J)
2/7/2023		<0.1		0.53	
2/8/2023	0.31		0.13		0.1
8/2/2023	0.3	<0.1	0.17	0.54	0.13

# Time Series

Constituent: Fluoride (mg/L) Analysis Run 9/13/2023 2:46 PM View: Constituents View

Plant McIntosh Client: Southern Company Data: McIntosh LF4 CCR

	GWC-20	GWC-21	GWC-23	GWC-9
4/19/2016				0.02 (J)
4/21/2016	0.06 (J)	0.022 (J)		
6/15/2016				<0.1
6/16/2016	<0.2	<0.1	0.04 (J)	
8/10/2016	<0.2	<0.1	<0.1	<0.1
9/27/2016	<0.2	<0.1		<0.1
9/28/2016			0.097 (J)	
11/15/2016	<0.2	<0.1		<0.1
11/16/2016			0.092 (J)	
1/12/2017		<0.1		
1/13/2017	0.083 (J)			<0.1
1/17/2017			<0.1	
3/1/2017	<0.2	<0.1		<0.1
3/2/2017			<0.1	
4/24/2017		<0.1		<0.1
4/25/2017	<0.2		<0.1	
7/13/2017			<0.1	
10/12/2017	<0.2	<0.1	<0.1	<0.1
1/11/2018		<0.1		
1/12/2018	<0.2		<0.1	<0.1
7/11/2018	<0.2	<0.1		
7/12/2018			<0.1	<0.1
1/29/2019	0.031 (J)			
1/30/2019		<0.1	<0.1	<0.1
3/27/2019	0.034	<0.1	0.027	<0.1
9/11/2019	0.045 (J)	0.032 (J)	0.041 (J)	0.034 (J)
4/1/2020	0.082 (J)	0.04 (J)	0.05 (J)	0.051 (J)
9/15/2020	0.032 (J)	<0.1	0.028 (J)	
9/16/2020				<0.1
3/16/2021	0.04 (J)			
3/17/2021		<0.1	<0.1	0.035 (J)
8/19/2021	0.044 (J)	<0.1	<0.1	0.064 (J)
2/22/2022	0.033 (J)			
2/23/2022		0.037 (J)	0.03 (J)	0.049 (J)
8/3/2022	0.052 (J)			0.059 (J)
8/4/2022		<0.1	<0.1	
2/8/2023	0.052 (J)	<0.1	<0.1	0.061 (J)
8/2/2023	0.05 (J)			0.086 (J)
8/3/2023		<0.1	0.063 (J)	

# Time Series

Constituent: Lead (mg/L) Analysis Run 9/13/2023 2:46 PM View: Constituents View

Plant McIntosh Client: Southern Company Data: McIntosh LF4 CCR

	GWA-13 (bg)	GWA-14 (bg)	GWA-15 (bg)	GWA-16 (bg)	GWA-2 (bg)
8/25/2004					<0.001
9/11/2004					<0.001
9/26/2004					<0.001
10/13/2004					<0.001
7/11/2005					<0.001
12/7/2005					<0.001
6/22/2006					<0.001
11/28/2006					<0.001
7/6/2007					<0.001
12/13/2007					<0.001
6/20/2008					<0.001
12/7/2008					<0.001
7/9/2009					<0.001
12/28/2009					<0.001
6/22/2010					<0.001
1/4/2011					<0.001
7/9/2011					<0.001
1/21/2012					<0.001
7/11/2012					<0.001
1/20/2013					<0.001
7/19/2013					<0.001
1/15/2014					<0.001
7/11/2014					<0.001
1/16/2015					<0.001
6/20/2015					<0.001
12/7/2015	<0.001	<0.001	<0.001	<0.001	
12/14/2015				<0.001	
12/15/2015	<0.001	<0.001	<0.001		
12/28/2015			<0.001	<0.001	
12/29/2015	<0.001	<0.001			
1/13/2016	<0.001	<0.001	<0.001	<0.001	
1/16/2016					<0.001
1/25/2016	<0.001	<0.001	<0.001	<0.001	
4/19/2016					<0.001
4/20/2016	<0.001	<0.001		<0.001	
4/21/2016			<0.001		
6/14/2016	<0.001	<0.001			<0.001
6/15/2016			<0.001	<0.001	
8/9/2016	<0.001	<0.001	<0.001	<0.001	<0.001
9/26/2016					<0.001
9/27/2016	<0.001	<0.001	<0.001	<0.001	
11/15/2016	<0.001	<0.001	<0.001	<0.001	<0.001
1/10/2017					<0.001
1/11/2017		<0.001	<0.001	<0.001	
1/12/2017	<0.001				
2/28/2017	<0.001	<0.001	<0.001		<0.001
3/1/2017				<0.001	
4/19/2017					<0.001
4/20/2017	<0.001	<0.001	<0.001	<0.001	
7/17/2017					<0.001
7/18/2017	<0.001				
7/19/2017		<0.001	<0.001	<0.001	

# Time Series

Constituent: Lead (mg/L) Analysis Run 9/13/2023 2:46 PM View: Constituents View  
Plant McIntosh Client: Southern Company Data: McIntosh LF4 CCR

	GWA-13 (bg)	GWA-14 (bg)	GWA-15 (bg)	GWA-16 (bg)	GWA-2 (bg)
1/10/2018	<0.001				<0.001
1/11/2018		<0.001	<0.001	<0.001	
7/11/2018	<0.001	<0.001	<0.001	<0.001	<0.001
1/29/2019	<0.001	<0.001	<0.001	<0.001	<0.001
3/26/2019	<0.001	<0.001	<0.001	<0.001	
3/27/2019					<0.001
9/10/2019	0.00058 (J)	0.00013 (J)		0.00013 (J)	
9/11/2019			<0.001		<0.001
3/31/2020	<0.001				
4/1/2020		<0.001	<0.001	<0.001	<0.001
9/15/2020	<0.001	<0.001	<0.001	0.00024 (J)	<0.001
3/16/2021	<0.001	<0.001		<0.001	<0.001
3/17/2021			<0.001		
8/17/2021		0.00021 (J)		<0.001	0.00081 (J)
8/18/2021	<0.001				
8/19/2021			<0.001		
2/22/2022	<0.001	<0.001	<0.001	<0.001	0.0054
8/2/2022	<0.001	<0.001	<0.001	<0.001	0.00043 (J)
2/6/2023	<0.001				
2/7/2023		<0.001	<0.001	<0.001	0.0015
8/1/2023	<0.001		<0.001	<0.001	0.00088 (J)
8/2/2023		<0.001			

# Time Series

Constituent: Lead (mg/L) Analysis Run 9/13/2023 2:46 PM View: Constituents View

Plant McIntosh Client: Southern Company Data: McIntosh LF4 CCR

	GWA-3 (bg)	GWA-4A (bg)	GWA-5 (bg)	GWC-1	GWC-10
8/25/2004	<0.001	<0.001	<0.001	<0.001	<0.001
9/11/2004	<0.001	<0.001	<0.001	<0.001	<0.001
9/26/2004	<0.001	<0.001	<0.001	<0.001	<0.001
10/13/2004	<0.001	<0.001	<0.001		<0.001
7/11/2005	<0.001	<0.001	<0.001	<0.001	<0.001
12/7/2005	<0.001	<0.001	<0.001	<0.001	<0.001
6/22/2006	<0.001	<0.001	<0.001	<0.001	<0.001
11/28/2006	<0.001	<0.001	<0.001	<0.001	<0.001
7/6/2007	<0.001	<0.001	<0.001	<0.001	<0.001
12/13/2007	<0.001	<0.001	<0.001	<0.001	<0.001
6/20/2008	<0.001	<0.001	<0.001	<0.001	<0.001
12/7/2008	<0.001	<0.001	<0.001	<0.001	<0.001
7/9/2009	<0.001	<0.001	<0.001	<0.001	
7/10/2009					<0.001
12/28/2009	<0.001			<0.001	
12/29/2009			<0.001		<0.001
12/30/2009		<0.001			
6/22/2010	<0.001	<0.001	<0.001	<0.001	<0.001
1/4/2011		<0.001	<0.001	<0.001	<0.001
1/5/2011	0.014 (o)				
7/9/2011	<0.001		<0.001	<0.001	
7/10/2011		<0.001			<0.001
1/20/2012	<0.001				
1/21/2012		<0.001	<0.001	<0.001	<0.001
7/11/2012	<0.001	<0.001	<0.001	<0.001	<0.001
1/19/2013	<0.001		<0.001		
1/20/2013		<0.001		<0.001	<0.001
7/18/2013	<0.001		<0.001		
7/19/2013		<0.001		<0.001	<0.001
1/15/2014	<0.001		<0.001	<0.001	
1/16/2014		<0.001			<0.001
7/10/2014		<0.001	<0.001		<0.001
7/11/2014	<0.001			<0.001	
1/15/2015	<0.001		<0.001		
1/16/2015		<0.001		<0.001	<0.001
6/19/2015	<0.001		<0.001		
6/20/2015		<0.001		<0.001	<0.001
1/14/2016		<0.001	<0.001		
1/16/2016	<0.001			<0.001	<0.001
4/19/2016	<0.001				
4/20/2016		<0.001	<0.001	<0.001	
4/21/2016					<0.001
6/14/2016	<0.001	<0.001	0.00019 (J)		
6/15/2016				<0.001	
6/16/2016					<0.001
8/9/2016	<0.001		<0.001		
8/10/2016				<0.001	<0.001
8/11/2016		<0.001			
9/27/2016	<0.001	<0.001	<0.001	<0.001	<0.001
11/14/2016	<0.001	<0.001			
11/15/2016			<0.001	<0.001	<0.001
1/10/2017	<0.001	<0.001			

# Time Series

Constituent: Lead (mg/L) Analysis Run 9/13/2023 2:46 PM View: Constituents View  
 Plant McIntosh Client: Southern Company Data: McIntosh LF4 CCR

	GWA-3 (bg)	GWA-4A (bg)	GWA-5 (bg)	GWC-1	GWC-10
1/11/2017			<0.001		
1/12/2017				<0.001	<0.001
1/19/2017			0.001 (J)		
1/23/2017				<0.001	
1/24/2017			<0.001		
2/28/2017	<0.001	<0.001	<0.001		
3/1/2017				<0.001	<0.001
4/19/2017	<0.001				
4/20/2017		<0.001	0.00041 (J)	<0.001	
4/24/2017					<0.001
7/18/2017	<0.001	<0.001	<0.001		
7/19/2017				<0.001	
7/24/2017					<0.001
1/10/2018	<0.001	<0.001	<0.001		
1/11/2018				<0.001	<0.001
7/11/2018	<0.001	<0.001	<0.001		
7/12/2018				<0.001	<0.001
1/29/2019	<0.001	<0.001	<0.001		
1/30/2019				<0.001	<0.001
3/26/2019		<0.001	<0.001		
3/27/2019	<0.001			<0.001	<0.001
9/10/2019		0.00051 (J)	0.00074 (J)		
9/11/2019	<0.001			<0.001	<0.001
3/31/2020		0.00024 (J)	<0.001		
4/1/2020	<0.001			<0.001	<0.001
9/15/2020	<0.001		<0.001	<0.001	<0.001
9/16/2020		<0.001			
3/16/2021	<0.001			<0.001	<0.001
3/17/2021		<0.001	<0.001		
8/17/2021	<0.001				
8/18/2021				<0.001	<0.001
8/19/2021		<0.001	<0.001		
2/22/2022	<0.001		<0.001		
2/23/2022		0.00019 (J)		<0.001	<0.001
8/2/2022	0.015		<0.001		
8/3/2022		0.0037		<0.001	<0.001
2/7/2023	<0.001	<0.001	<0.001	<0.001	
2/8/2023					<0.001
8/1/2023		<0.001	<0.001		
8/2/2023	<0.001			<0.001	<0.001



# Time Series

Constituent: Lead (mg/L) Analysis Run 9/13/2023 2:46 PM View: Constituents View

Plant McIntosh Client: Southern Company Data: McIntosh LF4 CCR

	GWC-11	GWC-12	GWC-17 (bg)	GWC-18 (bg)	GWC-19
8/25/2004	<0.001	<0.001			
9/11/2004	<0.001	<0.001			
9/26/2004	<0.001	<0.001			
10/13/2004	<0.001	<0.001			
7/11/2005	<0.001	<0.001			
12/7/2005	<0.001	<0.001			
6/22/2006	<0.001	<0.001			
11/28/2006	<0.001	<0.001			
7/6/2007	<0.001	<0.001			
12/13/2007	<0.001	<0.001			
6/20/2008	<0.001	<0.001			
12/7/2008	<0.001	<0.001			
7/10/2009	<0.001	<0.001			
12/28/2009		<0.001			
12/29/2009	<0.001				
6/22/2010	<0.001	<0.001			
1/4/2011		<0.001			
1/5/2011	<0.001				
7/9/2011	<0.001	<0.001			
1/20/2012		<0.001			
1/21/2012	<0.001				
7/11/2012	<0.001	<0.001			
1/19/2013	<0.001	<0.001			
7/18/2013		<0.001			
7/19/2013	<0.001				
1/15/2014	<0.001	<0.001			
7/11/2014	<0.001	<0.001			
1/15/2015		<0.001			
1/16/2015	<0.001				
6/19/2015		<0.001			
6/20/2015	<0.001				
12/8/2015			<0.001	<0.001	<0.001
12/14/2015			<0.001	<0.001	
12/15/2015					<0.001
12/28/2015			<0.001	<0.001	<0.001
1/13/2016			<0.001		
1/14/2016	<0.001			<0.001	<0.001
1/16/2016		<0.001			
1/26/2016			<0.001	<0.001	<0.001
4/19/2016				<0.001	<0.001
4/20/2016	<0.001	<0.001	<0.001		
6/15/2016	0.0002 (J)	<0.001	<0.001		
6/16/2016				0.00015 (J)	<0.001
8/9/2016			<0.001		
8/10/2016	<0.001	<0.001			<0.001
8/11/2016				<0.001	
9/27/2016	<0.001	<0.001	<0.001		
9/28/2016				<0.001	<0.001
11/15/2016	<0.001	<0.001	<0.001		<0.001
11/16/2016				<0.001	
1/11/2017			<0.001	<0.001	
1/12/2017	<0.001	<0.001			

# Time Series

Constituent: Lead (mg/L) Analysis Run 9/13/2023 2:46 PM View: Constituents View  
 Plant McIntosh Client: Southern Company Data: McIntosh LF4 CCR

	GWC-11	GWC-12	GWC-17 (bg)	GWC-18 (bg)	GWC-19
1/16/2017					<0.001
3/1/2017	<0.001	<0.001	<0.001	<0.001	<0.001
4/20/2017		<0.001	<0.001		
4/24/2017	0.00037 (J)				
4/25/2017				<0.001	<0.001
7/19/2017			<0.001		
7/20/2017		<0.001			
7/24/2017	<0.001				
7/25/2017				<0.001	<0.001
1/11/2018	<0.001	<0.001	<0.001		
1/12/2018				<0.001	<0.001
7/11/2018			<0.001	<0.001	<0.001
7/12/2018	<0.001	<0.001			
1/29/2019			<0.001		<0.001
1/30/2019	<0.001	<0.001		0.00067 (J)	
3/27/2019	<0.001	<0.001	<0.001	<0.001	<0.001
9/11/2019	<0.001	<0.001	<0.001	0.00017 (J)	<0.001
4/1/2020		<0.001	<0.001	<0.001	<0.001
4/2/2020	0.00025 (J)				
9/15/2020	<0.001		<0.001	<0.001	
9/16/2020		<0.001			<0.001
3/16/2021		<0.001	<0.001		<0.001
3/17/2021	0.00031 (J)			0.00015 (J)	
8/18/2021	<0.001	<0.001			
8/19/2021			<0.001	0.00037 (J)	<0.001
2/22/2022			<0.001		
2/23/2022	0.00017 (J)	<0.001		0.00026 (J)	<0.001
8/2/2022	<0.001		<0.001	0.00029 (J)	
8/3/2022		<0.001			<0.001
2/7/2023		<0.001		0.00035 (J)	
2/8/2023	<0.001		<0.001		<0.001
8/2/2023	<0.001	<0.001	<0.001	<0.001	<0.001

# Time Series

Constituent: Lead (mg/L) Analysis Run 9/13/2023 2:46 PM View: Constituents View

Plant McIntosh Client: Southern Company Data: McIntosh LF4 CCR

	GWC-20	GWC-21	GWC-23	GWC-9
8/25/2004				0.0056 (o)
9/11/2004				<0.001
9/26/2004				<0.001
10/13/2004				<0.001
7/11/2005				<0.001
12/7/2005				<0.001
6/22/2006				<0.001
11/28/2006				<0.001
7/6/2007				<0.001
12/13/2007				<0.001
6/20/2008				<0.001
12/7/2008				<0.001
7/9/2009				<0.001
12/29/2009				<0.001
6/22/2010				<0.001
1/5/2011				<0.001
7/9/2011				<0.001
1/21/2012				<0.001
7/11/2012				<0.001
1/19/2013				<0.001
7/18/2013				<0.001
1/15/2014				<0.001
7/10/2014				<0.001
1/16/2015				<0.001
6/20/2015				<0.001
12/9/2015	<0.001	<0.001		
12/14/2015	<0.001	<0.001		
12/29/2015	<0.001	<0.001		
1/14/2016	<0.001	<0.001		<0.001
1/25/2016	<0.001	<0.001		
4/19/2016				<0.001
4/21/2016	<0.001	<0.001		
6/15/2016				<0.001
6/16/2016	<0.001	<0.001	<0.001	
8/10/2016	<0.001	<0.001	<0.001	<0.001
9/27/2016	<0.001	0.00079 (J)		<0.001
9/28/2016			<0.001	
11/15/2016	<0.001	<0.001		<0.001
11/16/2016			<0.001	
1/12/2017		<0.001		
1/13/2017	<0.001			<0.001
1/17/2017			<0.001	
3/1/2017	<0.001	<0.001		<0.001
3/2/2017			<0.001	
4/24/2017		<0.001		<0.001
4/25/2017	<0.001		<0.001	
7/13/2017			<0.001	
7/24/2017				<0.001
7/25/2017	<0.001	<0.001	<0.001	
1/11/2018		<0.001		
1/12/2018	<0.001		<0.001	<0.001
7/11/2018	<0.001	<0.001		

# Time Series

Constituent: Lead (mg/L) Analysis Run 9/13/2023 2:46 PM View: Constituents View  
Plant McIntosh Client: Southern Company Data: McIntosh LF4 CCR

	GWC-20	GWC-21	GWC-23	GWC-9
7/12/2018			<0.001	<0.001
1/29/2019	<0.001			
1/30/2019		<0.001	0.00013 (J)	<0.001
3/27/2019	<0.001	<0.001	<0.001	<0.001
9/11/2019	0.00024 (J)	0.00021 (J)	0.00018 (J)	<0.001
4/1/2020	<0.001	<0.001	<0.001	<0.001
9/15/2020	<0.001	<0.001	<0.001	
9/16/2020				<0.001
3/16/2021	<0.001			
3/17/2021		<0.001	<0.001	<0.001
8/19/2021	<0.001	<0.001	<0.001	<0.001
2/22/2022	<0.001			
2/23/2022		<0.001	<0.001	<0.001
8/3/2022	<0.001			<0.001
8/4/2022		<0.001	0.00034 (J)	
2/8/2023	<0.001	<0.001	<0.001	<0.001
8/2/2023	<0.001			<0.001
8/3/2023		<0.001	<0.001	

# Time Series

Constituent: Mercury (mg/L) Analysis Run 9/13/2023 2:46 PM View: Constituents View

Plant McIntosh Client: Southern Company Data: McIntosh LF4 CCR

	GWA-13 (bg)	GWA-14 (bg)	GWA-15 (bg)	GWA-16 (bg)	GWA-2 (bg)
4/19/2016					<0.0002
4/20/2016	<0.0002	<0.0002		<0.0002	
4/21/2016			<0.0002		
6/14/2016	<0.0002	<0.0002			<0.0002
6/15/2016			<0.0002	<0.0002	
8/9/2016	0.00012 (J)	0.00012 (J)	0.00011 (J)	0.0001 (J)	0.00011 (J)
9/26/2016					<0.0002
9/27/2016	<0.0002	<0.0002	<0.0002	<0.0002	
11/15/2016	9.7E-05 (J)	0.00011 (J)	9.3E-05 (J)	7.2E-05 (J)	<0.0002
1/10/2017					<0.0002
1/11/2017		<0.0002	<0.0002	<0.0002	
1/12/2017	<0.0002				
2/28/2017	0.00015 (J)	7.5E-05 (J)	0.00016 (J)		0.00014 (J)
3/1/2017				<0.0002	
4/19/2017					<0.0002
4/20/2017	<0.0002	<0.0002	<0.0002	<0.0002	
7/11/2018	<0.0002	<0.0002	<0.0002	<0.0002	<0.0002

# Time Series

Constituent: Mercury (mg/L) Analysis Run 9/13/2023 2:46 PM View: Constituents View

Plant McIntosh Client: Southern Company Data: McIntosh LF4 CCR

	GWA-3 (bg)	GWA-4A (bg)	GWA-5 (bg)	GWC-1	GWC-10
4/19/2016	<0.0002				
4/20/2016		<0.0002	<0.0002	<0.0002	
4/21/2016					<0.0002
6/14/2016	<0.0002	<0.0002	<0.0002		
6/15/2016				<0.0002	
6/16/2016					<0.0002
8/9/2016	0.0001 (J)		0.0001 (J)		
8/10/2016				<0.0002	0.00011 (J)
8/11/2016		<0.0002			
9/27/2016	<0.0002	<0.0002	<0.0002	<0.0002	<0.0002
11/14/2016	<0.0002	<0.0002			
11/15/2016			<0.0002	8.4E-05 (J)	0.0001 (J)
1/10/2017	<0.0002	<0.0002			
1/11/2017			<0.0002		
1/12/2017				<0.0002	<0.0002
1/19/2017			<0.0002		
1/23/2017				<0.0002	
1/24/2017			<0.0002		
2/28/2017	0.00016 (J)	0.00014 (J)	0.00012 (J)		
3/1/2017				<0.0002	<0.0002
4/19/2017	<0.0002				
4/20/2017		<0.0002	<0.0002	<0.0002	
4/24/2017					<0.0002
7/11/2018	<0.0002	<0.0002	<0.0002		
7/12/2018				<0.0002	<0.0002

# Time Series

Constituent: Mercury (mg/L) Analysis Run 9/13/2023 2:46 PM View: Constituents View

Plant McIntosh Client: Southern Company Data: McIntosh LF4 CCR

	GWC-11	GWC-12	GWC-17 (bg)	GWC-18 (bg)	GWC-19
4/19/2016				<0.0002	<0.0002
4/20/2016	<0.0002	<0.0002	<0.0002		
6/15/2016	<0.0002	<0.0002	<0.0002		
6/16/2016				<0.0002	<0.0002
8/9/2016			0.00011 (J)		
8/10/2016	0.00012 (J)	0.00011 (J)			0.00011 (J)
8/11/2016				<0.0002	
9/27/2016	<0.0002	<0.0002	<0.0002		
9/28/2016				<0.0002	<0.0002
11/15/2016	9.3E-05 (J)	0.00014 (J)	<0.0002		7.8E-05 (J)
11/16/2016				<0.0002	
1/11/2017			<0.0002	<0.0002	
1/12/2017	<0.0002	<0.0002			
1/16/2017					<0.0002
3/1/2017	<0.0002	<0.0002	<0.0002	<0.0002	<0.0002
4/20/2017		<0.0002	<0.0002		
4/24/2017	<0.0002				
4/25/2017				<0.0002	<0.0002
7/11/2018			<0.0002	<0.0002	<0.0002
7/12/2018	<0.0002	<0.0002			

# Time Series

Constituent: Mercury (mg/L) Analysis Run 9/13/2023 2:46 PM View: Constituents View

Plant McIntosh Client: Southern Company Data: McIntosh LF4 CCR

	GWC-20	GWC-21	GWC-23	GWC-9
4/19/2016				<0.0002
4/21/2016	<0.0002	<0.0002		
6/15/2016				<0.0002
6/16/2016	<0.0002	<0.0002	<0.0002	
8/10/2016	0.00011 (J)	0.00011 (J)	0.00013 (J)	0.00011 (J)
9/27/2016	<0.0002	<0.0002		<0.0002
9/28/2016			<0.0002	
11/15/2016	7.3E-05 (J)	0.00018 (J)		0.00013 (J)
11/16/2016			<0.0002	
1/12/2017		<0.0002		
1/13/2017	<0.0002			<0.0002
1/17/2017			<0.0002	
3/1/2017	<0.0002	<0.0002		<0.0002
3/2/2017			<0.0002	
4/24/2017		<0.0002		<0.0002
4/25/2017	<0.0002		<0.0002	
7/13/2017			<0.0002	
7/11/2018	<0.0002	0.00077		
7/12/2018			<0.0002	<0.0002



# Time Series

Constituent: Nickel (mg/L) Analysis Run 9/13/2023 2:46 PM View: Constituents View

Plant McIntosh Client: Southern Company Data: McIntosh LF4 CCR

	GWA-13 (bg)	GWA-14 (bg)	GWA-15 (bg)	GWA-16 (bg)	GWA-2 (bg)
8/25/2004					<0.0025
9/11/2004					<0.0025
9/26/2004					<0.0025
10/13/2004					<0.0025
7/11/2005					<0.0025
12/7/2005					<0.0025
6/22/2006					<0.0025
11/28/2006					<0.0025
7/6/2007					<0.0025
12/13/2007					<0.0025
6/20/2008					<0.0025
12/7/2008					<0.0025
7/9/2009					0.0043
12/28/2009					<0.0025
6/22/2010					<0.0025
1/4/2011					<0.0025
7/9/2011					<0.0025
1/21/2012					<0.0025
7/11/2012					<0.0025
1/20/2013					<0.0025
7/19/2013					<0.0025
1/15/2014					0.0016 (J)
7/11/2014					<0.0025
1/16/2015					<0.0025
6/20/2015					<0.0025
12/7/2015	<0.001	<0.001	<0.001	<0.001	
12/14/2015				<0.001	
12/15/2015	<0.001	<0.001	<0.001		
12/28/2015			<0.001	<0.001	
12/29/2015	<0.001	<0.001			
1/13/2016	<0.001	<0.001	<0.001	<0.001	
1/16/2016					<0.0025
1/25/2016	<0.001	<0.001	<0.001	<0.001	
6/14/2016	<0.001	0.00052 (J)			0.0006 (J)
6/15/2016			<0.001	<0.001	
1/10/2017					<0.0025
1/11/2017		<0.001	<0.001	<0.001	
1/12/2017	<0.001				
7/17/2017					<0.0025
7/18/2017	<0.001				
7/19/2017		<0.001	<0.001	<0.001	
1/10/2018	<0.001				0.0026
1/11/2018		<0.001	<0.001	<0.001	
7/11/2018	<0.001	<0.001	<0.001	<0.001	<0.0025
1/29/2019	0.00033 (J)	0.0004 (J)	0.00046 (J)	0.0004 (J)	0.00063 (J)
3/26/2019	<0.001	<0.001	<0.001	<0.001	
3/27/2019					<0.0025
9/10/2019	0.0004 (J)	0.00056 (J)		0.00036 (J)	
9/11/2019			0.00042 (J)		0.00091 (J)
3/31/2020	<0.001				
4/1/2020		0.00043 (J)	<0.001	<0.001	0.00077 (J)
9/15/2020	0.00037 (J)	0.00075 (J)	0.00047 (J)	0.00045 (J)	0.00094 (J)

# Time Series

Constituent: Nickel (mg/L) Analysis Run 9/13/2023 2:46 PM View: Constituents View  
Plant McIntosh Client: Southern Company Data: McIntosh LF4 CCR

	GWA-13 (bg)	GWA-14 (bg)	GWA-15 (bg)	GWA-16 (bg)	GWA-2 (bg)
3/16/2021	<0.001	0.00045 (J)		0.00043 (J)	0.00072 (J)
3/17/2021			0.00047 (J)		
8/17/2021		0.00061 (J)		0.00052 (J)	0.00097 (J)
8/18/2021	<0.001				
8/19/2021			<0.001		
2/22/2022	<0.001	<0.001	0.00061 (J)	<0.001	0.00092 (J)
8/2/2022	<0.001	<0.001	<0.001	<0.001	0.00086 (J)
2/6/2023	<0.001				
2/7/2023		0.00061 (J)	<0.001	0.00054 (J)	0.00083 (J)
8/1/2023	0.00043 (J)		<0.001	0.00044 (J)	0.001
8/2/2023		0.00057 (J)			

# Time Series

Constituent: Nickel (mg/L) Analysis Run 9/13/2023 2:46 PM View: Constituents View

Plant McIntosh Client: Southern Company Data: McIntosh LF4 CCR

	GWA-3 (bg)	GWA-4A (bg)	GWA-5 (bg)	GWC-1	GWC-10
8/25/2004	<0.001	<0.001	<0.001	<0.0025	<0.001
9/11/2004	0.03 (O)	<0.001	<0.001	<0.0025	<0.001
9/26/2004	<0.001	<0.001	<0.001	<0.0025	<0.001
10/13/2004	<0.001	<0.001	<0.001		<0.001
7/11/2005	<0.001	<0.001	<0.001	<0.0025	<0.001
12/7/2005	<0.001	<0.001	<0.001	<0.0025	<0.001
6/22/2006	<0.001	<0.001	<0.001	<0.0025	<0.001
11/28/2006	<0.001	<0.001	<0.001	<0.0025	<0.001
7/6/2007	<0.001	<0.001	<0.001	<0.0025	<0.001
12/13/2007	<0.001	<0.001	<0.001	<0.0025	<0.001
6/20/2008	<0.001	<0.001	<0.001	<0.0025	<0.001
12/7/2008	<0.001	<0.001	<0.001	<0.0025	<0.001
7/9/2009	<0.001	<0.001	<0.001	<0.0025	
7/10/2009					<0.001
12/28/2009	<0.001			<0.0025	
12/29/2009			<0.001		<0.001
12/30/2009		0.0048			
6/22/2010	<0.001	<0.001	<0.001	<0.0025	<0.001
1/4/2011		<0.001	<0.001	<0.0025	<0.001
1/5/2011	0.025 (O)				
7/9/2011	<0.001		<0.001	<0.0025	
7/10/2011		<0.001			<0.001
1/20/2012	<0.001				
1/21/2012		0.0026	<0.001	<0.0025	<0.001
7/11/2012	<0.001	0.0072	0.0031	<0.0025	<0.001
1/19/2013	<0.001		<0.001		
1/20/2013		0.0025		<0.0025	<0.001
7/18/2013	<0.001		<0.001		
7/19/2013		<0.001		<0.0025	<0.001
1/15/2014	<0.001		<0.001	0.0013 (J)	
1/16/2014		0.0031			<0.001
7/10/2014		<0.001	<0.001		<0.001
7/11/2014	<0.001			0.0013 (J)	
1/15/2015	<0.001		<0.001		
1/16/2015		0.0024 (J)		<0.0025	<0.001
6/19/2015	<0.001		<0.001		
6/20/2015		<0.001		0.0016 (J)	0.0013 (J)
1/14/2016		<0.001	<0.001		
1/16/2016	<0.001			<0.0025	<0.001
6/14/2016	<0.001	0.0013 (J)	0.00054 (J)		
6/15/2016				0.00088 (J)	
6/16/2016					<0.001
1/10/2017	<0.001	<0.001			
1/11/2017			<0.001		
1/12/2017				<0.0025	<0.001
7/18/2017	<0.001	<0.001	<0.001		
7/19/2017				<0.0025	
7/24/2017					<0.001
1/10/2018	<0.001	<0.001	<0.001		
1/11/2018				<0.0025	<0.001
7/11/2018	<0.001	0.003	<0.001		
7/12/2018				<0.0025	<0.001

# Time Series

Constituent: Nickel (mg/L) Analysis Run 9/13/2023 2:46 PM View: Constituents View

Plant McIntosh Client: Southern Company Data: McIntosh LF4 CCR

	GWA-3 (bg)	GWA-4A (bg)	GWA-5 (bg)	GWC-1	GWC-10
1/29/2019	0.00034 (J)	0.0021 (J)	<0.001		
1/30/2019				<0.0025	<0.001
3/26/2019		0.0021	<0.001		
3/27/2019	<0.001			<0.0025	<0.001
9/10/2019		0.002	0.00043 (J)		
9/11/2019	0.00045 (J)			0.0013	<0.001
3/31/2020		0.0028	<0.001		
4/1/2020	<0.001			0.00099 (J)	<0.001
9/15/2020	0.00038 (J)		0.00056 (J)	0.0012	0.0013
9/16/2020		0.00096 (J)			
3/16/2021	<0.001			0.0012	0.00043 (J)
3/17/2021		0.00083 (J)	0.00041 (J)		
8/17/2021	0.00047 (J)				
8/18/2021				0.0014	<0.001
8/19/2021		0.00065 (J)	0.00043 (J)		
2/22/2022	<0.001		<0.001		
2/23/2022		<0.001		0.0012	<0.001
8/2/2022	0.00054 (J)		<0.001		
8/3/2022		0.00078 (J)		0.0013	<0.001
2/7/2023	<0.001	<0.001	0.00046 (J)	0.0012	
2/8/2023					<0.001
8/1/2023		0.00065 (J)	<0.001		
8/2/2023	0.00046 (J)			0.0014	0.0011

# Time Series

Constituent: Nickel (mg/L) Analysis Run 9/13/2023 2:46 PM View: Constituents View

Plant McIntosh Client: Southern Company Data: McIntosh LF4 CCR

	GWC-11	GWC-12	GWC-17 (bg)	GWC-18 (bg)	GWC-19
8/25/2004	<0.001	<0.0025			
9/11/2004	<0.001	<0.0025			
9/26/2004	<0.001	<0.0025			
10/13/2004	<0.001	<0.0025			
7/11/2005	<0.001	<0.0025			
12/7/2005	<0.001	<0.0025			
6/22/2006	<0.001	<0.0025			
11/28/2006	<0.001	<0.0025			
7/6/2007	<0.001	<0.0025			
12/13/2007	<0.001	<0.0025			
6/20/2008	<0.001	<0.0025			
12/7/2008	<0.001	<0.0025			
7/10/2009	<0.001	<0.0025			
12/28/2009		<0.0025			
12/29/2009	<0.001				
6/22/2010	<0.001	<0.0025			
1/4/2011		<0.0025			
1/5/2011	<0.001				
7/9/2011	<0.001	<0.0025			
1/20/2012		<0.0025			
1/21/2012	<0.001				
7/11/2012	0.0049	0.0057			
1/19/2013	<0.001	<0.0025			
7/18/2013		<0.0025			
7/19/2013	<0.001				
1/15/2014	<0.001	0.0043			
7/11/2014	0.0029	0.0026			
1/15/2015		<0.0025			
1/16/2015	0.0014 (J)				
6/19/2015		<0.0025			
6/20/2015	<0.001				
12/8/2015			0.0036	<0.0025	0.0022 (J)
12/14/2015			0.0035	0.0019 (J)	
12/15/2015					0.0019 (J)
12/28/2015			0.0032	0.0018 (J)	0.0017 (J)
1/13/2016			0.0029		
1/14/2016	<0.001			0.0017 (J)	0.0029
1/16/2016		<0.0025			
1/26/2016			0.0027	0.0019 (J)	0.0014 (J)
6/15/2016	0.00085 (J)	0.00068 (J)	0.0018 (J)		
6/16/2016				0.0014 (J)	0.0013 (J)
1/11/2017			0.002 (J)	<0.0025	
1/12/2017	<0.001	<0.0025			
1/16/2017					0.0018 (J)
7/19/2017			0.002 (J)		
7/20/2017		<0.0025			
7/24/2017	<0.001				
7/25/2017				<0.0025	0.002 (J)
1/11/2018	<0.001	<0.0025	0.0019 (J)		
1/12/2018				<0.0025	0.002 (J)
7/11/2018			<0.0025	<0.0025	0.0018 (J)
7/12/2018	<0.001	<0.0025			

# Time Series

Constituent: Nickel (mg/L) Analysis Run 9/13/2023 2:46 PM View: Constituents View  
Plant McIntosh Client: Southern Company Data: McIntosh LF4 CCR

	GWC-11	GWC-12	GWC-17 (bg)	GWC-18 (bg)	GWC-19
1/29/2019			0.0016 (J)		0.0017 (J)
1/30/2019	<0.001	<0.0025		<0.0025	
3/27/2019	<0.001	<0.0025	0.0018	<0.0025	<0.0025
9/11/2019	0.00042 (J)	0.001	0.0018	0.0012	0.0018
4/1/2020		0.0008 (J)	0.0016	0.00095	0.0014
4/2/2020	0.0009 (J)				
9/15/2020	0.00063 (J)		0.0016	0.00092 (J)	
9/16/2020		0.00088 (J)			0.0012
3/16/2021		0.00093 (J)	0.0015		0.0012
3/17/2021	0.00077 (J)			0.0011	
8/18/2021	0.00034 (J)	0.00097 (J)			
8/19/2021			0.0017	0.0011	0.0012
2/22/2022			0.0017		
2/23/2022	<0.001	0.0011		0.001	0.0011
8/2/2022	<0.001		0.0019	0.00086 (J)	
8/3/2022		0.0064			0.0051
2/7/2023		0.00082 (J)		0.0011	
2/8/2023	<0.001		0.0017		0.0012
8/2/2023	<0.001	0.00091 (J)	0.0018	0.00075 (J)	0.0012

# Time Series

Constituent: Nickel (mg/L) Analysis Run 9/13/2023 2:46 PM View: Constituents View

Plant McIntosh Client: Southern Company Data: McIntosh LF4 CCR

	GWC-20	GWC-21	GWC-23	GWC-9
8/25/2004				<0.001
9/11/2004				<0.001
9/26/2004				<0.001
10/13/2004				<0.001
7/11/2005				<0.001
12/7/2005				<0.001
6/22/2006				<0.001
11/28/2006				<0.001
7/6/2007				<0.001
12/13/2007				<0.001
6/20/2008				0.003
12/7/2008				<0.001
7/9/2009				<0.001
12/29/2009				<0.001
6/22/2010				<0.001
1/5/2011				<0.001
7/9/2011				<0.001
1/21/2012				<0.001
7/11/2012				0.0033
1/19/2013				0.0026
7/18/2013				<0.001
1/15/2014				<0.001
7/10/2014				<0.001
1/16/2015				<0.001
6/20/2015				<0.001
12/9/2015	0.0042	<0.0025		
12/14/2015	0.0067	<0.0025		
12/29/2015	0.0067	<0.0025		
1/14/2016	0.0039	<0.0025		<0.001
1/25/2016	0.0049	<0.0025		
6/15/2016				<0.001
6/16/2016	0.003 (J)	0.0012 (J)	0.0009 (J)	
1/12/2017		<0.0025		
1/13/2017	<0.0025			<0.001
1/17/2017			<0.0025	
7/24/2017				<0.001
7/25/2017	<0.0025	<0.0025	0.002 (J)	
1/11/2018		<0.0025		
1/12/2018	<0.0025		0.0023 (J)	<0.001
7/11/2018	<0.0025	<0.0025		
7/12/2018			0.0026	<0.001
1/29/2019	0.00093 (J)			
1/30/2019		<0.0025	<0.0025	<0.001
3/27/2019	<0.0025	<0.0025	0.0018	<0.001
9/11/2019	0.0014	0.00097 (J)	0.0023	0.00065 (J)
4/1/2020	0.001	0.00067 (J)	0.0013	<0.001
9/15/2020	0.0011	0.0007 (J)	0.0013	
9/16/2020				0.00075 (J)
3/16/2021	0.00093 (J)			
3/17/2021		0.00068 (J)	0.0014	0.0006 (J)
8/19/2021	0.00092 (J)	0.00067 (J)	0.0013	0.00038 (J)
2/22/2022	0.00092 (J)			

# Time Series

Constituent: Nickel (mg/L) Analysis Run 9/13/2023 2:46 PM View: Constituents View  
Plant McIntosh Client: Southern Company Data: McIntosh LF4 CCR

	GWC-20	GWC-21	GWC-23	GWC-9
2/23/2022		0.00071 (J)	0.0013	0.00076 (J)
8/3/2022	0.001			0.0015
8/4/2022		0.00065 (J)	0.0016	
2/8/2023	0.00083 (J)	0.00064 (J)	0.0013	0.00084 (J)
8/2/2023	0.0018			0.00077 (J)
8/3/2023		0.00074 (J)	0.0013	



# Time Series

Constituent: pH (S.U.) Analysis Run 9/13/2023 2:46 PM View: Constituents View

Plant McIntosh Client: Southern Company Data: McIntosh LF4 CCR

	GWA-13 (bg)	GWA-14 (bg)	GWA-15 (bg)	GWA-16 (bg)	GWA-2 (bg)
6/20/2015					4.69
12/14/2015				5.26	
12/15/2015	5.13	5.24	5.2		
4/19/2016					4.99
4/20/2016	5.16	5.41		5.16	
4/21/2016			5.18		
6/14/2016					4.98
6/15/2016	5.35	5.74	5.47	5.04	
8/9/2016	4.89	5.41	5.01	5.07	4.72
9/26/2016					4.74
9/27/2016	5.02	5.42	5.22	5.11	
11/15/2016	5.04	5.33	5.07	5.11	4.8
1/10/2017					4.59
1/11/2017		5.32	5	5.07	
1/12/2017	5.19				
2/28/2017	4.86	5.32	5.1		4.91
3/1/2017				5.14	
4/19/2017					4.98
4/20/2017	5.01	5.31	5.12	5.05	
7/17/2017					4.61
7/18/2017	4.88				
7/19/2017		5.19	4.84	4.95	
10/17/2017	4.93	5.27	4.95	5.17	4.93
1/10/2018	4.9				4.78
1/11/2018		5.19	5.01	4.97	
7/11/2018	4.99 (D)	5.25 (D)	5.01	5.07	4.75 (D)
1/29/2019	4.82	5.25	5.18	4.83	4.91
3/26/2019	5.07	5.29	5.04	4.95	
3/27/2019					4.69
9/10/2019	5	5.18		5.12	
9/11/2019			5.28		4.77
3/31/2020	5.1				
4/1/2020		5.26	5.35	4.95	4.77
9/15/2020	5.07	5.83	4.92	5.02	4.52
3/16/2021	4.47	4.76		4.68	4.76
3/17/2021			5.41		
8/17/2021		5.12		4.95	4.62
8/18/2021	4.93				
8/19/2021			4.92		
2/22/2022	4.91	5.2	5.15	4.98	4.69
8/2/2022	4.86	5.05	4.9	4.93	4.57
2/6/2023	4.75				
2/7/2023		5.03	5.19	4.88	4.73
8/1/2023	4.53		4.58	4.47	4.37
8/2/2023		4.82			

# Time Series

Constituent: pH (S.U.) Analysis Run 9/13/2023 2:46 PM View: Constituents View

Plant McIntosh Client: Southern Company Data: McIntosh LF4 CCR

	GWA-3 (bg)	GWA-4A (bg)	GWA-5 (bg)	GWC-1	GWC-10
6/19/2015	5.23		5.95		
6/20/2015		4.92		4.87	6.28
4/19/2016	4.92				
4/20/2016		4.9	5.85	5.43	
4/21/2016					6.21
6/14/2016	4.89	4.9	5.53		
6/15/2016				5.28	
6/16/2016					6.27
8/9/2016	4.92		5.44		
8/10/2016				5.15	6.12
8/11/2016		5.37			
9/27/2016	5.25	5.89	5.59	5.19	6.29
11/14/2016	4.96	5.94			
11/15/2016			5.58	5.2	6.12
1/10/2017	4.21	5.44			
1/11/2017			5.56		
1/12/2017				5.27	6.23
2/28/2017	4.95	5.49	5.53		
3/1/2017				5.31	6.15
4/19/2017	5.12				
4/20/2017		5.51	5.63	5.29	
4/24/2017					6.8
7/18/2017	4.89	5.26	5.51		
7/19/2017				5.03	
7/24/2017					6.19
10/17/2017	4.96	5.28	5.62	5.25	6.11
1/10/2018	4.93	5.05	5.59		
1/11/2018				5.02	6.32
7/11/2018	4.87 (D)	4.53	5.49		
7/12/2018				5.04 (D)	6.7 (D)
1/29/2019	4.98	4.66	5.39		
1/30/2019				5.21	6.2
3/26/2019		4.72	5.45		
3/27/2019	4.8			5.15	6.54
9/10/2019		4.72	5.71		
9/11/2019	5.03			4.8	6.63
3/31/2020		5.06	5.45		
4/1/2020	4.92			5	6.52
9/15/2020	4.72		5.27	4.76	6.66
9/16/2020		4.87			
3/16/2021	4.91			4.89	6.48
3/17/2021		4.9	4.8		
8/17/2021	4.82				
8/18/2021				4.89	6.32
8/19/2021		4.86	5.23		
2/22/2022	4.9		5.34		
2/23/2022		4.8		4.92	6.46
8/2/2022	4.75		5.23		
8/3/2022		4.79		4.83	6.34
2/7/2023	4.91	4.84	5.17	5.07	
2/8/2023					6.31
8/1/2023		4.53	4.89		

# Time Series

Constituent: pH (S.U.) Analysis Run 9/13/2023 2:46 PM View: Constituents View  
Plant McIntosh Client: Southern Company Data: McIntosh LF4 CCR

	GWA-3 (bg)	GWA-4A (bg)	GWA-5 (bg)	GWC-1	GWC-10
8/2/2023	4.71			4.73	6.28

# Time Series

Constituent: pH (S.U.) Analysis Run 9/13/2023 2:46 PM View: Constituents View

Plant McIntosh Client: Southern Company Data: McIntosh LF4 CCR

	GWC-11	GWC-12	GWC-17 (bg)	GWC-18 (bg)	GWC-19
6/19/2015		5.05			
6/20/2015	6.13				
12/14/2015			5.19	7.1	
12/15/2015					5.98
4/19/2016				6.87	5.98
4/20/2016	6.28	5.17	5.26		
6/15/2016	6.55	5.12	5.12		
6/16/2016				6.84	5.85
8/9/2016			5.09		
8/10/2016	6.22	5.12			5.79
8/11/2016				6.42	
9/27/2016	6.33	5.19	5.32		
9/28/2016				6.57	5.9
11/15/2016	6.28	5.14	5.25		5.66
11/16/2016				6.51	
1/11/2017			5.23	6.43	
1/12/2017	6.26	5.13			
1/16/2017					5.65
3/1/2017	6.41	5.05	5.25	6.48	5.62
4/20/2017		5.15	5.36		
4/24/2017	6.26				
4/25/2017				6.58	5.59
7/19/2017			5.12		
7/20/2017		5.04			
7/24/2017	6.27				
7/25/2017				6.37	5.55
10/17/2017	6.35	5.03	5.23	6.53	5.68
1/11/2018	6.15	5.13	5.28		
1/12/2018				6.47	
7/11/2018			5.23 (D)	6.18 (D)	5.6 (D)
7/12/2018	6.63 (D)	5.09 (D)			
1/29/2019			5.35		5.58
1/30/2019	6.09	5.01		5.93	
3/27/2019	6.32	4.93	5.25	6.11	5.59
9/11/2019	6.37	5.04	5.16	6.3	5.58
4/1/2020		5.05	5.3	6.15	5.67
4/2/2020	6.38				
9/15/2020	6.62		5.29	6.13	
9/16/2020		4.91			5.43
3/16/2021		4.97	4.83		5.45
3/17/2021	6.58			5.99	
8/18/2021	6.54	5.01			
8/19/2021			5.29	6.17	5.69
2/22/2022			5.29		
2/23/2022	6.28	5.1		6.2	5.63
8/2/2022	6.4		5.18	6.41	
8/3/2022		4.98			5.62
2/7/2023		5.07		6.47	
2/8/2023	6.24		5.31		5.59
8/2/2023	6.32	4.79	4.99	6.28	5.42

# Time Series

Constituent: pH (S.U.) Analysis Run 9/13/2023 2:46 PM View: Constituents View  
 Plant McIntosh Client: Southern Company Data: McIntosh LF4 CCR

	GWC-20	GWC-21	GWC-23	GWC-9
6/20/2015				4.7
12/14/2015	5.24	5.84		
4/19/2016				4.98
4/21/2016	4.88	5.43		
6/15/2016				5.2
6/16/2016	4.85	5.23		
8/10/2016	4.84	5.11	6.34	4.78
9/27/2016	5.32	5.06		4.91
9/28/2016			6.29	
11/15/2016	4.97	5.01		4.81
11/16/2016			6.18	
1/12/2017		4.99		
1/13/2017	4.97			5.28
1/17/2017			5.68	
3/1/2017		5		4.81
3/2/2017			5.75	
4/24/2017		5.8		4.99
4/25/2017	4.91		5.65	
7/13/2017			5.65	
7/24/2017				4.82
7/25/2017	4.89	4.92	5.24	
10/17/2017	4.97	4.89	5.37	4.85
1/11/2018		4.98		
1/12/2018	4.97		5.35	4.83
7/11/2018	4.89 (D)	4.96 (D)		
7/12/2018			5.21 (D)	4.8 (D)
1/29/2019	4.94			
1/30/2019		4.65	5.14	4.88
3/27/2019	4.94	4.96	5.3	4.75
9/11/2019	4.96	4.99	5.24	4.8
4/1/2020	5.03	5.04	5.23	4.93
9/15/2020	4.96	4.86	5.18	
9/16/2020				4.74
3/16/2021	4.78			
3/17/2021		4.8	4.97	4.69
8/19/2021	4.91	4.81	5.16	4.89
2/22/2022	5.02			
2/23/2022		4.87	5.11	5.07
8/3/2022	4.98			5.29
8/4/2022		4.83	5.12	
2/8/2023	4.84	4.85	5.08	5.31
8/2/2023	4.72			5.16
8/3/2023		4.61	5.13	

# Time Series

Constituent: Selenium (mg/L) Analysis Run 9/13/2023 2:46 PM View: Constituents View

Plant McIntosh Client: Southern Company Data: McIntosh LF4 CCR

	GWA-13 (bg)	GWA-14 (bg)	GWA-15 (bg)	GWA-16 (bg)	GWA-2 (bg)
8/25/2004					<0.005
9/11/2004					<0.005
9/26/2004					<0.005
10/13/2004					<0.005
7/11/2005					<0.005
12/7/2005					<0.005
6/22/2006					<0.005
11/28/2006					<0.005
7/6/2007					<0.005
12/13/2007					<0.005
6/20/2008					<0.005
12/7/2008					<0.005
7/9/2009					<0.005
12/28/2009					<0.005
6/22/2010					<0.005
1/4/2011					<0.005
7/9/2011					<0.005
1/21/2012					<0.005
7/11/2012					<0.005
1/20/2013					<0.005
7/19/2013					<0.005
1/15/2014					<0.005
7/11/2014					<0.005
1/16/2015					<0.005
6/20/2015					<0.005
12/7/2015	<0.005	<0.005	<0.005	<0.005	
12/14/2015				<0.005	
12/15/2015	<0.005	<0.005	<0.005		
12/28/2015			<0.005	<0.005	
12/29/2015	<0.005	<0.005			
1/13/2016	<0.005	<0.005	<0.005	<0.005	
1/16/2016					<0.005
1/25/2016	<0.005	<0.005	<0.005	<0.005	
4/19/2016					<0.005
4/20/2016	<0.005	<0.005		<0.005	
4/21/2016			<0.005		
6/14/2016	<0.005	<0.005			<0.005
6/15/2016			<0.005	<0.005	
8/9/2016	<0.005	<0.005	<0.005	<0.005	<0.005
9/26/2016					<0.005
9/27/2016	<0.005	<0.005	<0.005	<0.005	
11/15/2016	<0.005	<0.005	<0.005	<0.005	<0.005
1/10/2017					<0.005
1/11/2017		<0.005	<0.005	<0.005	
1/12/2017	<0.005				
2/28/2017	<0.005	<0.005	<0.005		<0.005
3/1/2017				<0.005	
4/19/2017					0.00065 (J)
4/20/2017	<0.005	<0.005	<0.005	<0.005	
7/17/2017					0.00047 (J)
7/18/2017	<0.005				
7/19/2017		<0.005	0.00071 (J)	0.00025 (J)	

# Time Series

Constituent: Selenium (mg/L) Analysis Run 9/13/2023 2:46 PM View: Constituents View

Plant McIntosh Client: Southern Company Data: McIntosh LF4 CCR

	GWA-13 (bg)	GWA-14 (bg)	GWA-15 (bg)	GWA-16 (bg)	GWA-2 (bg)
1/10/2018	0.00025 (J)				0.00052 (J)
1/11/2018		<0.005	<0.005	<0.005	
7/11/2018	<0.005	<0.005	<0.005	<0.005	<0.005
1/29/2019	<0.005	<0.005	<0.005	<0.005	<0.005
3/26/2019	<0.005	<0.005	<0.005	<0.005	
3/27/2019					<0.005
9/10/2019	<0.005	<0.005		<0.005	
9/11/2019			<0.005		<0.005
3/31/2020	<0.005				
4/1/2020		<0.005	<0.005	<0.005	<0.005
9/15/2020	<0.005	<0.005	<0.005	<0.005	<0.005
3/16/2021	<0.005	<0.005		<0.005	<0.005
3/17/2021			<0.005		
8/17/2021		<0.005		<0.005	<0.005
8/18/2021	<0.005				
8/19/2021			<0.005		
2/22/2022	<0.005	<0.005	<0.005	<0.005	<0.005
8/2/2022	<0.005	<0.005	<0.005	<0.005	<0.005
2/6/2023	<0.005				
2/7/2023		<0.005	<0.005	<0.005	<0.005
8/1/2023	<0.005		<0.005	<0.005	<0.005
8/2/2023		<0.005			

# Time Series

Constituent: Selenium (mg/L) Analysis Run 9/13/2023 2:46 PM View: Constituents View

Plant McIntosh Client: Southern Company Data: McIntosh LF4 CCR

	GWA-3 (bg)	GWA-4A (bg)	GWA-5 (bg)	GWC-1	GWC-10
8/25/2004	<0.005	<0.005	<0.005	<0.005	<0.005
9/11/2004	<0.005	<0.005	<0.005	<0.005	<0.005
9/26/2004	<0.005	<0.005	<0.005	<0.005	<0.005
10/13/2004	<0.005	<0.005	<0.005		<0.005
7/11/2005	<0.005	<0.005	<0.005	<0.005	<0.005
12/7/2005	<0.005	<0.005	<0.005	<0.005	<0.005
6/22/2006	<0.005	<0.005	<0.005	<0.005	<0.005
11/28/2006	<0.005	<0.005	<0.005	<0.005	<0.005
7/6/2007	<0.005	<0.005	<0.005	<0.005	<0.005
12/13/2007	<0.005	<0.005	<0.005	<0.005	<0.005
6/20/2008	<0.005	<0.005	<0.005	<0.005	<0.005
12/7/2008	<0.005	<0.005	<0.005	<0.005	<0.005
7/9/2009	<0.005	<0.005	<0.005	<0.005	
7/10/2009					<0.005
12/28/2009	<0.005			<0.005	
12/29/2009			<0.005		<0.005
12/30/2009		<0.005			
6/22/2010	<0.005	<0.005	<0.005	<0.005	<0.005
1/4/2011		<0.005	<0.005	<0.005	<0.005
1/5/2011	<0.005				
7/9/2011	<0.005		<0.005	<0.005	
7/10/2011		<0.005			<0.005
1/20/2012	<0.005				
1/21/2012		<0.005	<0.005	<0.005	<0.005
7/11/2012	<0.005	<0.005	<0.005	<0.005	<0.005
1/19/2013	<0.005		<0.005		
1/20/2013		<0.005		<0.005	<0.005
7/18/2013	<0.005		<0.005		
7/19/2013		<0.005		<0.005	<0.005
1/15/2014	<0.005		<0.005	<0.005	
1/16/2014		<0.005			<0.005
7/10/2014		<0.005	<0.005		<0.005
7/11/2014	<0.005			<0.005	
1/15/2015	<0.005		<0.005		
1/16/2015		<0.005		<0.005	<0.005
6/19/2015	<0.005		<0.005		
6/20/2015		<0.005		<0.005	<0.005
1/14/2016		<0.005	<0.005		
1/16/2016	<0.005			<0.005	<0.005
4/19/2016	<0.005				
4/20/2016		<0.005	<0.005	<0.005	
4/21/2016					<0.005
6/14/2016	<0.005	<0.005	<0.005		
6/15/2016				<0.005	
6/16/2016					<0.005
8/9/2016	<0.005		<0.005		
8/10/2016				<0.005	0.00026 (J)
8/11/2016		<0.005			
9/27/2016	0.00045 (J)	<0.005	<0.005	<0.005	0.00024 (J)
11/14/2016	<0.005	<0.005			
11/15/2016			<0.005	<0.005	<0.005
1/10/2017	<0.005	<0.005			



# Time Series

Constituent: Selenium (mg/L) Analysis Run 9/13/2023 2:46 PM View: Constituents View  
 Plant McIntosh Client: Southern Company Data: McIntosh LF4 CCR

	GWA-3 (bg)	GWA-4A (bg)	GWA-5 (bg)	GWC-1	GWC-10
1/11/2017			<0.005		
1/12/2017				0.00035 (J)	<0.005
1/19/2017			0.0006 (J)		
1/23/2017				<0.005	
1/24/2017			0.025 (o)		
2/28/2017	0.0027	0.0024	<0.005		
3/1/2017				<0.005	<0.005
4/19/2017	0.002				
4/20/2017		<0.005	<0.005	<0.005	
4/24/2017					<0.005
7/18/2017	0.0017	0.00026 (J)	<0.005		
7/19/2017				0.00026 (J)	
7/24/2017					<0.005
1/10/2018	0.00079 (J)	0.00069 (J)	<0.005		
1/11/2018				<0.005	<0.005
7/11/2018	<0.005	<0.005	<0.005		
7/12/2018				<0.005	<0.005
1/29/2019	<0.005	<0.005	<0.005		
1/30/2019				<0.005	<0.005
3/26/2019		<0.005	<0.005		
3/27/2019	<0.005			<0.005	<0.005
9/10/2019		<0.005	<0.005		
9/11/2019	<0.005			<0.005	<0.005
3/31/2020		<0.005	<0.005		
4/1/2020	<0.005			<0.005	<0.005
9/15/2020	<0.005		<0.005	<0.005	<0.005
9/16/2020		<0.005			
3/16/2021	<0.005			<0.005	<0.005
3/17/2021		<0.005	<0.005		
8/17/2021	<0.005				
8/18/2021				<0.005	<0.005
8/19/2021		<0.005	<0.005		
2/22/2022	<0.005		<0.005		
2/23/2022		<0.005		<0.005	<0.005
8/2/2022	<0.005		<0.005		
8/3/2022		<0.005		<0.005	<0.005
2/7/2023	<0.005	<0.005	<0.005	<0.005	
2/8/2023					<0.005
8/1/2023		<0.005	<0.005		
8/2/2023	<0.005			<0.005	<0.005

# Time Series

Constituent: Selenium (mg/L) Analysis Run 9/13/2023 2:46 PM View: Constituents View

Plant McIntosh Client: Southern Company Data: McIntosh LF4 CCR

	GWC-11	GWC-12	GWC-17 (bg)	GWC-18 (bg)	GWC-19
8/25/2004	<0.005	<0.005			
9/11/2004	<0.005	<0.005			
9/26/2004	<0.005	<0.005			
10/13/2004	<0.005	<0.005			
7/11/2005	<0.005	<0.005			
12/7/2005	<0.005	<0.005			
6/22/2006	<0.005	<0.005			
11/28/2006	<0.005	<0.005			
7/6/2007	<0.005	<0.005			
12/13/2007	<0.005	<0.005			
6/20/2008	<0.005	<0.005			
12/7/2008	<0.005	<0.005			
7/10/2009	<0.005	<0.005			
12/28/2009		<0.005			
12/29/2009	<0.005				
6/22/2010	<0.005	<0.005			
1/4/2011		<0.005			
1/5/2011	<0.005				
7/9/2011	<0.005	<0.005			
1/20/2012		<0.005			
1/21/2012	<0.005				
7/11/2012	<0.005	<0.005			
1/19/2013	<0.005	<0.005			
7/18/2013		<0.005			
7/19/2013	<0.005				
1/15/2014	<0.005	<0.005			
7/11/2014	<0.005	<0.005			
1/15/2015		<0.005			
1/16/2015	<0.005				
6/19/2015		<0.005			
6/20/2015	<0.005				
12/8/2015			<0.005	<0.005	<0.005
12/14/2015			<0.005	<0.005	
12/15/2015					<0.005
12/28/2015			<0.005	<0.005	<0.005
1/13/2016			<0.005		
1/14/2016	<0.005			<0.005	<0.005
1/16/2016		<0.005			
1/26/2016			<0.005	<0.005	<0.005
4/19/2016				<0.005	<0.005
4/20/2016	<0.005	<0.005	<0.005		
6/15/2016	0.00052 (J)	<0.005	<0.005		
6/16/2016				<0.005	<0.005
8/9/2016			<0.005		
8/10/2016	0.00053 (J)	<0.005			<0.005
8/11/2016				<0.005	
9/27/2016	0.00047 (J)	<0.005	<0.005		
9/28/2016				<0.005	<0.005
11/15/2016	<0.005	<0.005	<0.005		<0.005
11/16/2016				<0.005	
1/11/2017			<0.005	<0.005	
1/12/2017	0.00025 (J)	<0.005			

# Time Series

Constituent: Selenium (mg/L) Analysis Run 9/13/2023 2:46 PM View: Constituents View  
 Plant McIntosh Client: Southern Company Data: McIntosh LF4 CCR

	GWC-11	GWC-12	GWC-17 (bg)	GWC-18 (bg)	GWC-19
1/16/2017					<0.005
3/1/2017	<0.005	<0.005	<0.005	<0.005	<0.005
4/20/2017		<0.005	<0.005		
4/24/2017	<0.005				
4/25/2017				<0.005	0.00052 (J)
7/19/2017			<0.005		
7/20/2017		<0.005			
7/24/2017	0.00032 (J)				
7/25/2017				<0.005	<0.005
1/11/2018	<0.005	<0.005	<0.005		
1/12/2018				<0.005	<0.005
7/11/2018			<0.005	0.00044 (J)	<0.005
7/12/2018	0.00025 (J)	<0.005			
1/29/2019			<0.005		<0.005
1/30/2019	<0.005	<0.005		<0.005	
3/27/2019	<0.005	<0.005	<0.005	<0.005	<0.005
9/11/2019	<0.005	<0.005	<0.005	<0.005	<0.005
4/1/2020		<0.005	<0.005	<0.005	<0.005
4/2/2020	<0.005				
9/15/2020	<0.005		<0.005	<0.005	
9/16/2020		<0.005			<0.005
3/16/2021		<0.005	<0.005		<0.005
3/17/2021	<0.005			<0.005	
8/18/2021	<0.005	<0.005			
8/19/2021			<0.005	<0.005	<0.005
2/22/2022			<0.005		
2/23/2022	<0.005	<0.005		<0.005	<0.005
8/2/2022	<0.005		<0.005	<0.005	
8/3/2022		<0.005			<0.005
2/7/2023		<0.005		<0.005	
2/8/2023	<0.005		<0.005		<0.005
8/2/2023	<0.005	<0.005	<0.005	<0.005	<0.005

# Time Series

Constituent: Selenium (mg/L) Analysis Run 9/13/2023 2:46 PM View: Constituents View

Plant McIntosh Client: Southern Company Data: McIntosh LF4 CCR

	GWC-20	GWC-21	GWC-23	GWC-9
8/25/2004				<0.005
9/11/2004				<0.005
9/26/2004				<0.005
10/13/2004				<0.005
7/11/2005				0.0058
12/7/2005				<0.005
6/22/2006				<0.005
11/28/2006				<0.005
7/6/2007				<0.005
12/13/2007				<0.005
6/20/2008				<0.005
12/7/2008				<0.005
7/9/2009				<0.005
12/29/2009				<0.005
6/22/2010				<0.005
1/5/2011				<0.005
7/9/2011				<0.005
1/21/2012				<0.005
7/11/2012				<0.005
1/19/2013				<0.005
7/18/2013				<0.005
1/15/2014				<0.005
7/10/2014				<0.005
1/16/2015				<0.005
6/20/2015				<0.005
12/9/2015	<0.005	<0.005		
12/14/2015	<0.005	<0.005		
12/29/2015	<0.005	<0.005		
1/14/2016	<0.005	<0.005		<0.005
1/25/2016	<0.005	<0.005		
4/19/2016				<0.005
4/21/2016	<0.005	<0.005		
6/15/2016				<0.005
6/16/2016	<0.005	<0.005	<0.005	
8/10/2016	<0.005	<0.005	<0.005	<0.005
9/27/2016	<0.005	0.00043 (J)		<0.005
9/28/2016			<0.005	
11/15/2016	<0.005	<0.005		<0.005
11/16/2016			<0.005	
1/12/2017		<0.005		
1/13/2017	<0.005			<0.005
1/17/2017			<0.005	
3/1/2017	<0.005	<0.005		<0.005
3/2/2017			<0.005	
4/24/2017		<0.005		<0.005
4/25/2017	0.0021		<0.005	
7/13/2017			<0.005	
7/24/2017				<0.005
7/25/2017	<0.005	<0.005	<0.005	
1/11/2018		<0.005		
1/12/2018	<0.005		<0.005	<0.005
7/11/2018	<0.005	<0.005		

# Time Series

Constituent: Selenium (mg/L) Analysis Run 9/13/2023 2:46 PM View: Constituents View  
Plant McIntosh Client: Southern Company Data: McIntosh LF4 CCR

	GWC-20	GWC-21	GWC-23	GWC-9
7/12/2018			<0.005	<0.005
1/29/2019	<0.005			
1/30/2019		<0.005	<0.005	<0.005
3/27/2019	<0.005	<0.005	<0.005	<0.005
9/11/2019	<0.005	<0.005	<0.005	<0.005
4/1/2020	<0.005	<0.005	<0.005	<0.005
9/15/2020	<0.005	<0.005	<0.005	
9/16/2020				<0.005
3/16/2021	<0.005			
3/17/2021		<0.005	<0.005	<0.005
8/19/2021	<0.005	<0.005	<0.005	<0.005
2/22/2022	<0.005			
2/23/2022		<0.005	<0.005	<0.005
8/3/2022	<0.005			<0.005
8/4/2022		<0.005	<0.005	
2/8/2023	<0.005	<0.005	<0.005	<0.005
8/2/2023	<0.005			<0.005
8/3/2023		<0.005	<0.005	

# Time Series

Constituent: Silver (mg/L) Analysis Run 9/13/2023 2:46 PM View: Constituents View

Plant McIntosh Client: Southern Company Data: McIntosh LF4 CCR

	GWA-13 (bg)	GWA-14 (bg)	GWA-15 (bg)	GWA-16 (bg)	GWA-2 (bg)
8/25/2004					<0.001
9/11/2004					<0.001
9/26/2004					<0.001
10/13/2004					<0.001
7/11/2005					<0.001
12/7/2005					<0.001
6/22/2006					<0.001
11/28/2006					<0.001
7/6/2007					<0.001
12/13/2007					<0.001
6/20/2008					<0.001
12/7/2008					<0.001
7/9/2009					<0.001
12/28/2009					<0.001
6/22/2010					<0.001
1/4/2011					<0.001
7/9/2011					<0.001
1/21/2012					<0.001
7/11/2012					<0.001
1/20/2013					<0.001
7/19/2013					<0.001
1/15/2014					<0.001
7/11/2014					<0.001
1/16/2015					<0.001
6/20/2015					<0.001
12/7/2015	<0.001	<0.001	<0.001	<0.001	
12/14/2015				<0.001	
12/15/2015	<0.001	<0.001	<0.001		
12/28/2015			<0.001	<0.001	
12/29/2015	<0.001	<0.001			
1/13/2016	<0.001	<0.001	<0.001	<0.001	
1/16/2016					<0.001
1/25/2016	<0.001	<0.001	<0.001	<0.001	
6/14/2016	<0.001	<0.001			<0.001
6/15/2016			<0.001	<0.001	
1/10/2017					<0.001
1/11/2017		<0.001	<0.001	<0.001	
1/12/2017	<0.001				
7/17/2017					<0.001
7/18/2017	<0.001				
7/19/2017		<0.001	<0.001	<0.001	
1/10/2018	<0.001				<0.001
1/11/2018		<0.001	<0.001	<0.001	
7/11/2018	<0.001	<0.001	<0.001	<0.001	<0.001
1/29/2019	<0.001	<0.001	<0.001	<0.001	<0.001
3/26/2019	<0.001	<0.001	<0.001	<0.001	
3/27/2019					<0.001
9/10/2019	<0.001	<0.001		<0.001	
9/11/2019			<0.001		<0.001
3/31/2020	<0.001				
4/1/2020		<0.001	<0.001	<0.001	<0.001
9/15/2020	<0.001	<0.001	<0.001	<0.001	<0.001

# Time Series

Constituent: Silver (mg/L) Analysis Run 9/13/2023 2:46 PM View: Constituents View  
Plant McIntosh Client: Southern Company Data: McIntosh LF4 CCR

	GWA-13 (bg)	GWA-14 (bg)	GWA-15 (bg)	GWA-16 (bg)	GWA-2 (bg)
3/16/2021	<0.001	<0.001		<0.001	<0.001
3/17/2021			<0.001		
8/17/2021		<0.001		<0.001	<0.001
8/18/2021	<0.001				
8/19/2021			<0.001		
2/22/2022	<0.001	<0.001	<0.001	<0.001	<0.001
8/2/2022	<0.001	<0.001	<0.001	<0.001	<0.001
2/6/2023	<0.001				
2/7/2023		<0.001	<0.001	<0.001	<0.001
8/1/2023	<0.001		<0.001	<0.001	<0.001
8/2/2023		<0.001			

# Time Series

Constituent: Silver (mg/L) Analysis Run 9/13/2023 2:46 PM View: Constituents View

Plant McIntosh Client: Southern Company Data: McIntosh LF4 CCR

	GWA-3 (bg)	GWA-4A (bg)	GWA-5 (bg)	GWC-1	GWC-10
8/25/2004	<0.001	<0.001	<0.001	<0.001	<0.001
9/11/2004	<0.001	<0.001	<0.001	<0.001	<0.001
9/26/2004	<0.001	<0.001	<0.001	<0.001	<0.001
10/13/2004	<0.001	<0.001	<0.001		<0.001
7/11/2005	<0.001	<0.001	<0.001	<0.001	<0.001
12/7/2005	<0.001	<0.001	<0.001	<0.001	<0.001
6/22/2006	<0.001	<0.001	<0.001	<0.001	<0.001
11/28/2006	<0.001	<0.001	<0.001	<0.001	<0.001
7/6/2007	<0.001	<0.001	<0.001	<0.001	<0.001
12/13/2007	<0.001	<0.001	<0.001	<0.001	<0.001
6/20/2008	<0.001	<0.001	<0.001	<0.001	<0.001
12/7/2008	<0.001	<0.001	<0.001	<0.001	<0.001
7/9/2009	<0.001	<0.001	<0.001	<0.001	
7/10/2009					<0.001
12/28/2009	<0.001			<0.001	
12/29/2009			<0.001		<0.001
12/30/2009		<0.001			
6/22/2010	<0.001	<0.001	<0.001	<0.001	<0.001
1/4/2011		<0.001	<0.001	<0.001	<0.001
1/5/2011	<0.001				
7/9/2011	<0.001		<0.001	<0.001	
7/10/2011		<0.001			<0.001
1/20/2012	<0.001				
1/21/2012		<0.001	<0.001	<0.001	<0.001
7/11/2012	<0.001	<0.001	<0.001	<0.001	<0.001
1/19/2013	<0.001		<0.001		
1/20/2013		<0.001		<0.001	<0.001
7/18/2013	<0.001		<0.001		
7/19/2013		<0.001		<0.001	<0.001
1/15/2014	<0.001		<0.001	<0.001	
1/16/2014		<0.001			<0.001
7/10/2014		<0.001	<0.001		<0.001
7/11/2014	<0.001			<0.001	
1/15/2015	<0.001		<0.001		
1/16/2015		<0.001		<0.001	<0.001
6/19/2015	<0.001		<0.001		
6/20/2015		<0.001		<0.001	<0.001
1/14/2016		<0.001	<0.001		
1/16/2016	<0.001			<0.001	<0.001
6/14/2016	<0.001	<0.001	<0.001		
6/15/2016				<0.001	
6/16/2016					<0.001
1/10/2017	<0.001	<0.001			
1/11/2017			<0.001		
1/12/2017				<0.001	<0.001
7/18/2017	<0.001	<0.001	<0.001		
7/19/2017				<0.001	
7/24/2017					<0.001
1/10/2018	<0.001	<0.001	<0.001		
1/11/2018				<0.001	<0.001
7/11/2018	<0.001	<0.001	<0.001		
7/12/2018				<0.001	<0.001



# Time Series

Constituent: Silver (mg/L) Analysis Run 9/13/2023 2:46 PM View: Constituents View  
Plant McIntosh Client: Southern Company Data: McIntosh LF4 CCR

	GWA-3 (bg)	GWA-4A (bg)	GWA-5 (bg)	GWC-1	GWC-10
1/29/2019	<0.001	<0.001	<0.001		
1/30/2019				<0.001	<0.001
3/26/2019		<0.001	<0.001		
3/27/2019	<0.001			<0.001	<0.001
9/10/2019		<0.001	<0.001		
9/11/2019	<0.001			<0.001	<0.001
3/31/2020		<0.001	<0.001		
4/1/2020	<0.001			<0.001	<0.001
9/15/2020	<0.001		<0.001	<0.001	<0.001
9/16/2020		<0.001			
3/16/2021	<0.001			<0.001	<0.001
3/17/2021		<0.001	<0.001		
8/17/2021	<0.001				
8/18/2021				<0.001	<0.001
8/19/2021		<0.001	<0.001		
2/22/2022	<0.001		<0.001		
2/23/2022		<0.001		<0.001	<0.001
8/2/2022	<0.001		<0.001		
8/3/2022		<0.001		<0.001	<0.001
2/7/2023	<0.001	<0.001	<0.001	<0.001	
2/8/2023					<0.001
8/1/2023		<0.001	<0.001		
8/2/2023	<0.001			<0.001	<0.001

# Time Series

Constituent: Silver (mg/L) Analysis Run 9/13/2023 2:46 PM View: Constituents View

Plant McIntosh Client: Southern Company Data: McIntosh LF4 CCR

	GWC-11	GWC-12	GWC-17 (bg)	GWC-18 (bg)	GWC-19
8/25/2004	<0.001	<0.001			
9/11/2004	<0.001	<0.001			
9/26/2004	<0.001	<0.001			
10/13/2004	<0.001	<0.001			
7/11/2005	<0.001	<0.001			
12/7/2005	<0.001	<0.001			
6/22/2006	<0.001	<0.001			
11/28/2006	<0.001	<0.001			
7/6/2007	<0.001	<0.001			
12/13/2007	<0.001	<0.001			
6/20/2008	<0.001	<0.001			
12/7/2008	<0.001	<0.001			
7/10/2009	<0.001	<0.001			
12/28/2009		<0.001			
12/29/2009	<0.001				
6/22/2010	<0.001	<0.001			
1/4/2011		<0.001			
1/5/2011	<0.001				
7/9/2011	<0.001	<0.001			
1/20/2012		<0.001			
1/21/2012	<0.001				
7/11/2012	<0.001	<0.001			
1/19/2013	<0.001	<0.001			
7/18/2013		<0.001			
7/19/2013	<0.001				
1/15/2014	<0.001	<0.001			
7/11/2014	0.00061 (J)	<0.001			
1/15/2015		<0.001			
1/16/2015	<0.001				
6/19/2015		<0.001			
6/20/2015	<0.001				
12/8/2015			<0.001	<0.001	<0.001
12/14/2015			<0.001	<0.001	
12/15/2015					<0.001
12/28/2015			<0.001	<0.001	<0.001
1/13/2016			<0.001		
1/14/2016	<0.001			<0.001	<0.001
1/16/2016		<0.001			
1/26/2016			<0.001	<0.001	<0.001
6/15/2016	<0.001	<0.001	<0.001		
6/16/2016				<0.001	<0.001
1/11/2017			<0.001	<0.001	
1/12/2017	<0.001	<0.001			
1/16/2017					<0.001
7/19/2017			<0.001		
7/20/2017		<0.001			
7/24/2017	<0.001				
7/25/2017				<0.001	<0.001
1/11/2018	<0.001	<0.001	<0.001		
1/12/2018				<0.001	<0.001
7/11/2018			<0.001	<0.001	<0.001
7/12/2018	<0.001	<0.001			

# Time Series

Constituent: Silver (mg/L) Analysis Run 9/13/2023 2:46 PM View: Constituents View  
Plant McIntosh Client: Southern Company Data: McIntosh LF4 CCR

	GWC-11	GWC-12	GWC-17 (bg)	GWC-18 (bg)	GWC-19
1/29/2019			<0.001		<0.001
1/30/2019	<0.001	<0.001		<0.001	
3/27/2019	<0.001	<0.001	<0.001	<0.001	<0.001
9/11/2019	<0.001	<0.001	<0.001	<0.001	<0.001
4/1/2020		<0.001	<0.001	<0.001	<0.001
4/2/2020	<0.001				
9/15/2020	<0.001		<0.001	<0.001	
9/16/2020		<0.001			<0.001
3/16/2021		<0.001	<0.001		<0.001
3/17/2021	<0.001			<0.001	
8/18/2021	<0.001	<0.001			
8/19/2021			<0.001	<0.001	<0.001
2/22/2022			<0.001		
2/23/2022	<0.001	<0.001		<0.001	<0.001
8/2/2022	<0.001		<0.001	<0.001	
8/3/2022		<0.001			<0.001
2/7/2023		<0.001		<0.001	
2/8/2023	<0.001		<0.001		<0.001
8/2/2023	<0.001	<0.001	<0.001	<0.001	<0.001

# Time Series

Constituent: Silver (mg/L) Analysis Run 9/13/2023 2:46 PM View: Constituents View

Plant McIntosh Client: Southern Company Data: McIntosh LF4 CCR

	GWC-20	GWC-21	GWC-23	GWC-9
8/25/2004				<0.001
9/11/2004				<0.001
9/26/2004				<0.001
10/13/2004				<0.001
7/11/2005				<0.001
12/7/2005				<0.001
6/22/2006				<0.001
11/28/2006				<0.001
7/6/2007				<0.001
12/13/2007				<0.001
6/20/2008				<0.001
12/7/2008				<0.001
7/9/2009				<0.001
12/29/2009				<0.001
6/22/2010				<0.001
1/5/2011				<0.001
7/9/2011				<0.001
1/21/2012				<0.001
7/11/2012				<0.001
1/19/2013				<0.001
7/18/2013				<0.001
1/15/2014				<0.001
7/10/2014				<0.001
1/16/2015				<0.001
6/20/2015				<0.001
12/9/2015	<0.001	<0.001		
12/14/2015	<0.001	<0.001		
12/29/2015	<0.001	<0.001		
1/14/2016	<0.001	<0.001		<0.001
1/25/2016	<0.001	<0.001		
6/15/2016				<0.001
6/16/2016	<0.001	<0.001	<0.001	
1/12/2017		<0.001		
1/13/2017	<0.001			<0.001
1/17/2017			<0.001	
7/24/2017				<0.001
7/25/2017	<0.001	<0.001	<0.001	
1/11/2018		<0.001		
1/12/2018	<0.001		<0.001	<0.001
7/11/2018	<0.001	<0.001		
7/12/2018			<0.001	<0.001
1/29/2019	<0.001			
1/30/2019		<0.001	<0.001	<0.001
3/27/2019	<0.001	<0.001	<0.001	<0.001
9/11/2019	<0.001	<0.001	<0.001	<0.001
4/1/2020	<0.001	<0.001	<0.001	<0.001
9/15/2020	<0.001	<0.001	<0.001	
9/16/2020				<0.001
3/16/2021	<0.001			
3/17/2021		<0.001	<0.001	<0.001
8/19/2021	<0.001	<0.001	<0.001	<0.001
2/22/2022	<0.001			

# Time Series

Constituent: Silver (mg/L) Analysis Run 9/13/2023 2:46 PM View: Constituents View  
Plant McIntosh Client: Southern Company Data: McIntosh LF4 CCR

	GWC-20	GWC-21	GWC-23	GWC-9
2/23/2022		<0.001	<0.001	<0.001
8/3/2022	<0.001			<0.001
8/4/2022		<0.001	<0.001	
2/8/2023	<0.001	<0.001	<0.001	<0.001
8/2/2023	<0.001			<0.001
8/3/2023		<0.001	<0.001	

# Time Series

Constituent: Sulfate (mg/L) Analysis Run 9/13/2023 2:46 PM View: Constituents View

Plant McIntosh Client: Southern Company Data: McIntosh LF4 CCR

	GWA-13 (bg)	GWA-14 (bg)	GWA-15 (bg)	GWA-16 (bg)	GWA-2 (bg)
4/19/2016					1.27
4/20/2016	0.496 (J)	5.85		0.53 (J)	
4/21/2016			0.503 (J)		
6/14/2016	0.62 (J)	4.6			1.7
6/15/2016			0.62 (J)	0.67 (J)	
8/9/2016	<1	2.7	<1	<1	<1
9/26/2016					<1
9/27/2016	<1	2	<1	<1	
11/15/2016	<1	1.5	<1	<1	<1
1/10/2017					0.83 (J)
1/11/2017		1.4	<1	<1	
1/12/2017	<1				
2/28/2017	<1	1.1	<1		0.99 (J)
3/1/2017				<1	
4/19/2017					0.97 (J)
4/20/2017	<1	0.82 (J)	<1	<1	
10/10/2017					<1
10/11/2017	<1	<1	<1	<1	
1/10/2018	<1				<1
1/11/2018		<1	<1	<1	
7/11/2018	<1	<1	<1	<1	<1
1/29/2019	1.2	0.52 (J)	0.43 (J)	<1	0.64 (J)
3/26/2019	0.63	0.92	0.79	0.9	
3/27/2019					<1
9/10/2019	0.93 (J)	0.83 (J)		0.83 (J)	
9/11/2019			1.2		0.76 (J)
3/31/2020	1.4				
4/1/2020		0.67 (J)	0.49 (J)	0.73 (J)	0.95 (J)
9/15/2020	0.38 (J)	1.1	0.44 (J)	0.44 (J)	<1
3/16/2021	<1	<1		<1	<1
3/17/2021			<1		
8/17/2021		<1		<1	<1
8/18/2021	<1				
8/19/2021			0.8 (J)		
2/22/2022	<1	<1	<1	<1	<1
8/2/2022	<1	<1	<1	<1	<1
2/6/2023	<1				
2/7/2023		<1	<1	<1	<1
8/1/2023	0.52 (J)		0.57 (J)	0.48 (J)	<1
8/2/2023		0.62 (J)			

# Time Series

Constituent: Sulfate (mg/L) Analysis Run 9/13/2023 2:46 PM View: Constituents View

Plant McIntosh Client: Southern Company Data: McIntosh LF4 CCR

	GWA-3 (bg)	GWA-4A (bg)	GWA-5 (bg)	GWC-1	GWC-10
4/19/2016	1.03				
4/20/2016		7.31	0.367 (J)	1.79	
4/21/2016					1.93
6/14/2016	0.88 (J)	8.6	0.48 (J)		
6/15/2016				2	
6/16/2016					2.3
8/9/2016	<1		<1		
8/10/2016				0.96 (J)	2.9
8/11/2016		3.7			
9/27/2016	0.9 (J)	4.6	<1	0.75 (J)	3.2
11/14/2016	<1	7.4			
11/15/2016			<1	0.97 (J)	3.5
1/10/2017	1.2	4.7			
1/11/2017			<1		
1/12/2017				1.7	4.2
2/28/2017	1.1	4.1	<1		
3/1/2017				2	3.5
4/19/2017	<1				
4/20/2017		5.9	<1	1.3	
4/24/2017					3.5
10/10/2017		7.3			
10/11/2017	<1		<1	1.3	
10/12/2017					2.7
1/10/2018	1.1	7.6	<1		
1/11/2018				1.6	2.6
7/11/2018	<1	14	<1		
7/12/2018				1.1	5
1/29/2019	<1	8.7	<1		
1/30/2019				2.1	5
3/26/2019		11	0.68		
3/27/2019	0.7			1.6	4.3
9/10/2019		9.8	0.77 (J)		
9/11/2019	1			1.3	5.2
3/31/2020		6.2	0.76 (J)		
4/1/2020	1.1			2	2.2
9/15/2020	0.47 (J)		<1	1.6	3.6
9/16/2020		4.1			
3/16/2021	<1			1.6	2.4
3/17/2021		3.5	<1		
8/17/2021	<1				
8/18/2021				1.2	3
8/19/2021		5.4	<1		
2/22/2022	<1		<1		
2/23/2022		2.7		1.6	3.4
8/2/2022	0.4 (J)		<1		
8/3/2022		2		0.45 (J)	1.6
2/7/2023	<1	1.7	<1	0.64 (J)	
2/8/2023					1.8
8/1/2023		5.5	<1		
8/2/2023	0.62 (J)			0.53 (J)	2.4

# Time Series

Constituent: Sulfate (mg/L) Analysis Run 9/13/2023 2:46 PM View: Constituents View

Plant McIntosh Client: Southern Company Data: McIntosh LF4 CCR

	GWC-11	GWC-12	GWC-17 (bg)	GWC-18 (bg)	GWC-19
4/19/2016				4.84	2.21
4/20/2016	4.37	0.601 (J)	2.93		
6/15/2016	5.7	0.8 (J)	1.8		
6/16/2016				9 (O)	2.5
8/9/2016			1.6		
8/10/2016	4.5	<1			2.7
8/11/2016				5	
9/27/2016	4.4	<1	1.5		
9/28/2016				5.1	2.5
11/15/2016	4.4	<1	1.3		2.2
11/16/2016				4.9	
1/11/2017			1.1	5.2	
1/12/2017	4.6	<1			
1/16/2017					2.1
3/1/2017	4.5	<1	1.3	4.6	1.9
4/20/2017		<1	0.77 (J)		
4/24/2017	4				
4/25/2017				4.6	1.6
10/11/2017	4.5		<1		
10/12/2017		<1		4	1.7
12/13/2017				4	
1/11/2018	3.5	<1	<1		
1/12/2018				4.5	1.5
7/11/2018			<1	5	1.4
7/12/2018	5.9	<1			
1/29/2019			<1		1.4
1/30/2019	4.3	0.65 (J)		5.8	
3/27/2019	5.4	0.67	<1	4.8	1.6
9/11/2019	3.8	1	0.85 (J)	4.5	1.8
4/1/2020		0.91 (J)	<1	4.1	2.1
4/2/2020	3.4				
9/15/2020	5		<1	2.7	
9/16/2020		0.53 (J)			1.6
3/16/2021		<1	<1		1.9
3/17/2021	5.6			3.5	
8/18/2021	4.1	<1			
8/19/2021			<1	3.5	2.5
2/22/2022			<1		
2/23/2022	2.9	1.1		4.5	3.1
8/2/2022	2.7		<1	1.8	
8/3/2022		<1			1.7
2/7/2023		<1		2	
2/8/2023	1.9		<1		2
8/2/2023	2.3	0.56 (J)	<1	2.4	2.2



# Time Series

Constituent: Sulfate (mg/L) Analysis Run 9/13/2023 2:46 PM View: Constituents View

Plant McIntosh Client: Southern Company Data: McIntosh LF4 CCR

	GWC-20	GWC-21	GWC-23	GWC-9
4/19/2016				3.84
4/21/2016	5.25	1.99		
6/15/2016				3.8
6/16/2016	3.9	1.6	9.2 (o)	
8/10/2016	2.8	1.1	3.1	1.6
9/27/2016	2.6	1.1		0.91 (J)
9/28/2016			3.1	
11/15/2016	1.9	1		<1
11/16/2016			3.2	
1/12/2017		1.2		
1/13/2017	1.8			<1
1/17/2017			2.6	
3/1/2017	1.7	1.2		1.5
3/2/2017			3.3	
4/24/2017		0.95 (J)		1.2
4/25/2017	1.3		2.4	
7/13/2017			2.1	
10/12/2017	1.1	0.72 (J)	2.1	2.3
1/11/2018		<1		
1/12/2018	0.86 (J)		1.9	<1
7/11/2018	0.9 (J)	<1		
7/12/2018			2	<1
1/29/2019	1.3			
1/30/2019		0.72 (J)	2.4	0.58 (J)
3/27/2019	1.7	0.92	2.8	1.2
9/11/2019	0.97 (J)	0.94 (J)	2.5	0.92 (J)
4/1/2020	1.6	0.81 (J)	2	4.1
9/15/2020	0.67 (J)	0.56 (J)	1.9	
9/16/2020				<1
3/16/2021	0.98 (J)			
3/17/2021		<1	1.8	<1
8/19/2021	1.3	0.79 (J)	1.9	<1
2/22/2022	1.4			
2/23/2022		1	2.4	<1
8/3/2022	<1			<1
8/4/2022		<1	1.8	
2/8/2023	<1	<1	1.7	<1
8/2/2023	0.82 (J)			0.42 (J)
8/3/2023		0.54 (J)	2.9	

# Time Series

Constituent: Thallium (mg/L) Analysis Run 9/13/2023 2:46 PM View: Constituents View

Plant McIntosh Client: Southern Company Data: McIntosh LF4 CCR

	GWA-13 (bg)	GWA-14 (bg)	GWA-15 (bg)	GWA-16 (bg)	GWA-2 (bg)
8/25/2004					<0.001
9/11/2004					<0.001
9/26/2004					<0.001
10/13/2004					<0.001
7/11/2005					<0.001
12/7/2005					<0.001
6/22/2006					<0.001
11/28/2006					<0.001
7/6/2007					<0.001
12/13/2007					<0.001
6/20/2008					<0.001
12/7/2008					<0.001
7/9/2009					<0.001
12/28/2009					<0.001
6/22/2010					<0.001
1/4/2011					<0.001
7/9/2011					<0.001
1/21/2012					<0.001
7/11/2012					<0.001
1/20/2013					<0.001
7/19/2013					<0.001
1/15/2014					<0.001
6/20/2015					<0.001
12/7/2015	<0.001	<0.001	<0.001	<0.001	
12/14/2015				<0.001	
12/15/2015	<0.001	<0.001	<0.001		
12/28/2015			<0.001	<0.001	
12/29/2015	0.0001 (J)	<0.001			
1/13/2016	6E-05 (J)	7.9E-05 (J)	<0.001	<0.001	
1/16/2016					<0.001
1/25/2016	<0.001	<0.001	<0.001	<0.001	
4/19/2016					<0.001
4/20/2016	<0.001	<0.001		<0.001	
4/21/2016			<0.001		
6/14/2016	<0.001	<0.001			<0.001
6/15/2016			<0.001	<0.001	
8/9/2016	<0.001	<0.001	<0.001	<0.001	<0.001
9/26/2016					<0.001
9/27/2016	<0.001	<0.001	<0.001	<0.001	
11/15/2016	<0.001	<0.001	<0.001	<0.001	<0.001
1/10/2017					<0.001
1/11/2017		<0.001	<0.001	<0.001	
1/12/2017	<0.001				
2/28/2017	<0.001	<0.001	<0.001		<0.001
3/1/2017				<0.001	
4/19/2017					<0.001
4/20/2017	<0.001	<0.001	<0.001	<0.001	
7/17/2017					<0.001
7/18/2017	<0.001				
7/19/2017		<0.001	<0.001	<0.001	
1/10/2018	<0.001				<0.001
1/11/2018		<0.001	<0.001	<0.001	

# Time Series

Constituent: Thallium (mg/L) Analysis Run 9/13/2023 2:46 PM View: Constituents View  
Plant McIntosh Client: Southern Company Data: McIntosh LF4 CCR

	GWA-13 (bg)	GWA-14 (bg)	GWA-15 (bg)	GWA-16 (bg)	GWA-2 (bg)
7/11/2018	<0.001	<0.001	<0.001	<0.001	<0.001
1/29/2019	<0.001	<0.001	<0.001	<0.001	<0.001
3/26/2019	<0.001	<0.001	<0.001	<0.001	
3/27/2019					<0.001
9/10/2019	0.00057 (J)	0.00021 (J)		0.0002 (J)	
9/11/2019			<0.001		<0.001
3/31/2020	<0.001				
4/1/2020		0.00018 (J)	<0.001	<0.001	0.00017 (J)
9/15/2020	<0.001	<0.001	<0.001	<0.001	0.00029 (J)
3/16/2021	<0.001	<0.001		<0.001	<0.001
3/17/2021			<0.001		
8/17/2021		0.0006 (J)		0.00025 (J)	0.00062 (J)
8/18/2021	0.00016 (J)				
8/19/2021			<0.001		
2/22/2022	<0.001	<0.001	<0.001	<0.001	<0.001
8/2/2022	<0.001	<0.001	<0.001	<0.001	<0.001
2/6/2023	<0.001				
2/7/2023		<0.001	<0.001	<0.001	<0.001
8/1/2023	<0.001		<0.001	<0.001	<0.001
8/2/2023		<0.001			

# Time Series

Constituent: Thallium (mg/L) Analysis Run 9/13/2023 2:46 PM View: Constituents View

Plant McIntosh Client: Southern Company Data: McIntosh LF4 CCR

	GWA-3 (bg)	GWA-4A (bg)	GWA-5 (bg)	GWC-1	GWC-10
8/25/2004	<0.001	<0.001	<0.001	<0.001	<0.001
9/11/2004	<0.001	<0.001	<0.001	<0.001	<0.001
9/26/2004	<0.001	<0.001	<0.001	<0.001	<0.001
10/13/2004	<0.001	<0.001	<0.001	<0.001	<0.001
7/11/2005	<0.001	<0.001	<0.001	<0.001	<0.001
12/7/2005	<0.001	<0.001	<0.001	<0.001	<0.001
6/22/2006	<0.001	<0.001	<0.001	<0.001	<0.001
11/28/2006	<0.001	<0.001	<0.001	<0.001	<0.001
7/6/2007	<0.001	<0.001	<0.001	<0.001	<0.001
12/13/2007	<0.001	<0.001	<0.001	<0.001	<0.001
6/20/2008	<0.001	<0.001	<0.001	<0.001	<0.001
12/7/2008	<0.001	<0.001	<0.001	<0.001	<0.001
7/9/2009	<0.001	<0.001	<0.001	<0.001	
7/10/2009					<0.001
12/28/2009	<0.001			<0.001	
12/29/2009			<0.001		<0.001
12/30/2009		<0.001			
6/22/2010	<0.001	<0.001	<0.001	<0.001	<0.001
1/4/2011	<0.001	<0.001	<0.001	<0.001	<0.001
7/9/2011	<0.001	<0.001	<0.001	<0.001	<0.001
1/20/2012	<0.001				
1/21/2012		<0.001	<0.001	<0.001	<0.001
7/11/2012	<0.001	<0.001	<0.001	<0.001	<0.001
1/19/2013	<0.001		<0.001		
1/20/2013		<0.001		<0.001	<0.001
7/18/2013	<0.001		<0.001		<0.001
7/19/2013		<0.001		<0.001	
1/15/2014	<0.001		<0.001	<0.001	
1/16/2014		<0.001			<0.001
6/19/2015	<0.001		<0.001		
6/20/2015		<0.001		<0.001	<0.001
1/14/2016		<0.001	<0.001		
1/16/2016	<0.001			<0.001	<0.001
4/19/2016	<0.001				
4/20/2016		<0.001	<0.001	<0.001	
4/21/2016					<0.001
6/14/2016	<0.001	3.6E-05 (J)	<0.001		
6/15/2016				<0.001	
6/16/2016					<0.001
8/9/2016	<0.001		<0.001		
8/10/2016				<0.001	<0.001
8/11/2016		<0.001			
9/27/2016	<0.001	<0.001	<0.001	<0.001	<0.001
11/14/2016	<0.001	<0.001			
11/15/2016			<0.001	<0.001	<0.001
1/10/2017	<0.001	<0.001			
1/11/2017			<0.001		
1/12/2017				<0.001	<0.001
1/19/2017			<0.001		
1/23/2017				<0.001	
1/24/2017			0.00072		
2/28/2017	<0.001	<0.001	<0.001		

# Time Series

Constituent: Thallium (mg/L) Analysis Run 9/13/2023 2:46 PM View: Constituents View  
 Plant McIntosh Client: Southern Company Data: McIntosh LF4 CCR

	GWA-3 (bg)	GWA-4A (bg)	GWA-5 (bg)	GWC-1	GWC-10
3/1/2017				<0.001	<0.001
4/19/2017	<0.001				
4/20/2017		<0.001	<0.001	<0.001	
4/24/2017					<0.001
7/18/2017	<0.001	<0.001	<0.001		
7/19/2017				<0.001	
7/24/2017					<0.001
1/10/2018	<0.001	<0.001	<0.001		
1/11/2018				<0.001	<0.001
7/11/2018	<0.001	<0.001	<0.001		
7/12/2018				<0.001	<0.001
1/29/2019	<0.001	<0.001	<0.001		
1/30/2019				<0.001	<0.001
3/26/2019		<0.001	<0.001		
3/27/2019	<0.001			<0.001	<0.001
9/10/2019		0.00033 (J)	<0.001		
9/11/2019	<0.001			<0.001	0.0002 (J)
3/31/2020		<0.001	<0.001		
4/1/2020	<0.001			<0.001	0.00031 (J)
9/15/2020	0.00017 (J)		<0.001	<0.001	<0.001
9/16/2020		<0.001			
3/16/2021	<0.001			<0.001	0.00037 (J)
3/17/2021		<0.001	<0.001		
8/17/2021	0.00015 (J)				
8/18/2021				<0.001	<0.001
8/19/2021		<0.001	<0.001		
2/22/2022	<0.001		<0.001		
2/23/2022		<0.001		<0.001	<0.001
8/2/2022	<0.001		<0.001		
8/3/2022		<0.001		<0.001	<0.001
2/7/2023	<0.001	<0.001	<0.001	<0.001	
2/8/2023					<0.001
8/1/2023		<0.001	<0.001		
8/2/2023	<0.001			<0.001	<0.001

# Time Series

Constituent: Thallium (mg/L) Analysis Run 9/13/2023 2:46 PM View: Constituents View

Plant McIntosh Client: Southern Company Data: McIntosh LF4 CCR

	GWC-11	GWC-12	GWC-17 (bg)	GWC-18 (bg)	GWC-19
8/25/2004	<0.001	<0.001			
9/11/2004	<0.001	<0.001			
9/26/2004	<0.001	<0.001			
10/13/2004	<0.001	<0.001			
7/11/2005	<0.001	<0.001			
12/7/2005	<0.001	<0.001			
6/22/2006	<0.001	<0.001			
11/28/2006	<0.001	<0.001			
7/6/2007	<0.001	<0.001			
12/13/2007	<0.001	<0.001			
6/20/2008	<0.001	<0.001			
12/7/2008	<0.001	<0.001			
7/10/2009	<0.001	<0.001			
12/28/2009		<0.001			
12/29/2009	<0.001				
6/22/2010	<0.001	<0.001			
1/4/2011		<0.001			
1/5/2011	<0.001				
7/9/2011	<0.001	<0.001			
1/20/2012		<0.001			
1/21/2012	<0.001				
7/11/2012	<0.001	<0.001			
1/19/2013	<0.001	<0.001			
7/18/2013		<0.001			
7/19/2013	<0.001				
1/15/2014	<0.001	<0.001			
6/19/2015		<0.001			
6/20/2015	<0.001				
12/8/2015			0.0001 (J)	0.0001 (J)	<0.001
12/14/2015			9E-05 (J)	0.0001 (J)	
12/15/2015					<0.001
12/28/2015			9E-05 (J)	0.0001 (J)	<0.001
1/13/2016			0.0001 (J)		
1/14/2016	6.1E-05 (J)			0.000137 (J)	7.9E-05 (J)
1/16/2016		<0.001			
1/26/2016			9.5E-05 (J)	0.000142 (J)	<0.001
4/19/2016				<0.001	<0.001
4/20/2016	<0.001	<0.001	<0.001		
6/15/2016	<0.001	<0.001	3.8E-05 (J)		
6/16/2016				0.00013 (J)	<0.001
8/9/2016			<0.001		
8/10/2016	<0.001	<0.001			<0.001
8/11/2016				0.00011 (J)	
9/27/2016	<0.001	<0.001	<0.001		
9/28/2016				0.00012 (J)	<0.001
11/15/2016	<0.001	<0.001	<0.001		<0.001
11/16/2016				<0.001	
1/11/2017			<0.001	9.5E-05 (J)	
1/12/2017	<0.001	<0.001			
1/16/2017					<0.001
3/1/2017	<0.001	<0.001	<0.001	0.00011 (J)	<0.001
4/20/2017		<0.001	<0.001		

# Time Series

Constituent: Thallium (mg/L) Analysis Run 9/13/2023 2:46 PM View: Constituents View  
 Plant McIntosh Client: Southern Company Data: McIntosh LF4 CCR

	GWC-11	GWC-12	GWC-17 (bg)	GWC-18 (bg)	GWC-19
4/24/2017	<0.001				
4/25/2017				0.00012 (J)	<0.001
7/19/2017			<0.001		
7/20/2017		<0.001			
7/24/2017	<0.001				
7/25/2017				0.00011 (J)	<0.001
1/11/2018	<0.001	<0.001	<0.001		
1/12/2018				0.00011 (J)	<0.001
7/11/2018			<0.001	9.5E-05 (J)	<0.001
7/12/2018	<0.001	<0.001			
1/29/2019			<0.001		<0.001
1/30/2019	<0.001	<0.001		0.00012 (J)	
3/27/2019	<0.001	<0.001	<0.001	<0.001	<0.001
9/11/2019	<0.001	0.00017 (J)	<0.001	0.00018 (J)	0.00019 (J)
4/1/2020		<0.001	<0.001	<0.001	<0.001
4/2/2020	0.00028 (J)				
9/15/2020	<0.001		<0.001	<0.001	
9/16/2020		<0.001			0.00026 (J)
3/16/2021		0.00022 (J)	<0.001		<0.001
3/17/2021	0.00047 (J)			0.00016 (J)	
8/18/2021	<0.001	<0.001			
8/19/2021			<0.001	<0.001	<0.001
2/22/2022			<0.001		
2/23/2022	<0.001	<0.001		<0.001	<0.001
8/2/2022	<0.001		<0.001	<0.001	
8/3/2022		<0.001			<0.001
2/7/2023		<0.001		<0.001	
2/8/2023	<0.001		<0.001		<0.001
8/2/2023	<0.001	<0.001	<0.001	<0.001	<0.001

# Time Series

Constituent: Thallium (mg/L) Analysis Run 9/13/2023 2:46 PM View: Constituents View

Plant McIntosh Client: Southern Company Data: McIntosh LF4 CCR

	GWC-20	GWC-21	GWC-23	GWC-9
8/25/2004				<0.001
9/11/2004				<0.001
9/26/2004				<0.001
10/13/2004				<0.001
7/11/2005				<0.001
12/7/2005				<0.001
6/22/2006				<0.001
11/28/2006				<0.001
7/6/2007				<0.001
12/13/2007				<0.001
6/20/2008				<0.001
12/7/2008				<0.001
7/9/2009				<0.001
12/29/2009				<0.001
6/22/2010				<0.001
1/5/2011				<0.001
7/9/2011				<0.001
1/21/2012				<0.001
7/11/2012				<0.001
1/19/2013				<0.001
7/18/2013				<0.001
1/15/2014				<0.001
6/20/2015				<0.001
12/9/2015	0.0001 (J)	<0.001		
12/14/2015	9E-05 (J)	<0.001		
12/29/2015	0.0001 (J)	<0.001		
1/14/2016	0.000118 (J)	<0.001		<0.001
1/25/2016	0.000102 (J)	<0.001		
4/19/2016				<0.001
4/21/2016	<0.001	<0.001		
6/15/2016				<0.001
6/16/2016	5.2E-05 (J)	2.7E-05 (J)	<0.001	
8/10/2016	<0.001	<0.001	<0.001	<0.001
9/27/2016	<0.001	0.00016 (J)		<0.001
9/28/2016			<0.001	
11/15/2016	<0.001	<0.001		<0.001
11/16/2016			<0.001	
1/12/2017		<0.001		
1/13/2017	<0.001			<0.001
1/17/2017			<0.001	
3/1/2017	<0.001	<0.001		<0.001
3/2/2017			<0.001	
4/24/2017		<0.001		<0.001
4/25/2017	<0.001		<0.001	
7/13/2017			<0.001	
7/24/2017				<0.001
7/25/2017	<0.001	<0.001	9E-05 (J)	
1/11/2018		<0.001		
1/12/2018	<0.001		0.00011 (J)	<0.001
7/11/2018	<0.001	<0.001		
7/12/2018			0.0001 (J)	<0.001
1/29/2019	<0.001			



# Time Series

Constituent: Thallium (mg/L) Analysis Run 9/13/2023 2:46 PM View: Constituents View  
Plant McIntosh Client: Southern Company Data: McIntosh LF4 CCR

	GWC-20	GWC-21	GWC-23	GWC-9
1/30/2019		<0.001	0.00016 (J)	<0.001
3/27/2019	<0.001	<0.001	0.00011	<0.001
9/11/2019	0.00034 (J)	0.00041 (J)	0.00034 (J)	0.00023 (J)
4/1/2020	<0.001	<0.001	<0.001	<0.001
9/15/2020	<0.001	<0.001	<0.001	
9/16/2020				<0.001
3/16/2021	<0.001			
3/17/2021		<0.001	<0.001	<0.001
8/19/2021	<0.001	<0.001	<0.001	<0.001
2/22/2022	<0.001			
2/23/2022		<0.001	<0.001	<0.001
8/3/2022	<0.001			<0.001
8/4/2022		<0.001	<0.001	
2/8/2023	<0.001	<0.001	<0.001	<0.001
8/2/2023	<0.001			<0.001
8/3/2023		<0.001	<0.001	

# Time Series

Constituent: Total Dissolved Solids (mg/L) Analysis Run 9/13/2023 2:46 PM View: Constituents View

Plant McIntosh Client: Southern Company Data: McIntosh LF4 CCR

	GWA-13 (bg)	GWA-14 (bg)	GWA-15 (bg)	GWA-16 (bg)	GWA-2 (bg)
4/19/2016					<25
4/20/2016	<10	<10		<10	
4/21/2016			<25		
6/14/2016	47	65			55
6/15/2016			58	67	
8/9/2016	10	24	6	4 (J)	6
9/26/2016					24
9/27/2016	16	14	16	18	
11/15/2016	4 (J)	18	18	26	38
1/10/2017					18
1/11/2017		6	8	<10	
1/12/2017	26				
2/28/2017	6	14	4 (J)		12
3/1/2017				6	
4/19/2017					14
4/20/2017	<10	<10	10	<10	
10/10/2017					10
10/11/2017	32	22	26	24	
1/10/2018	10				6
1/11/2018		36	56	6	
7/11/2018	28 (J)	20 (J)	<5 (J)	24 (J)	16 (J)
1/29/2019	24	22	23	26	36
3/26/2019	<10	17	17	27	
3/27/2019					36
9/10/2019	21	16		13	
9/11/2019			15		28
3/31/2020	17				
4/1/2020		<10	21	15	32
9/15/2020	17	17	13	14	22
3/16/2021	23	17		20	24
3/17/2021			29		
8/17/2021		19		19	48
8/18/2021	21				
8/19/2021			21		
2/22/2022	17	16	22	17	27
8/2/2022	<10	13	11	<10	12
2/6/2023	19				
2/7/2023		23	23	24	32
8/1/2023	35		47	35	26
8/2/2023		26			

# Time Series

Constituent: Total Dissolved Solids (mg/L) Analysis Run 9/13/2023 2:46 PM View: Constituents View

Plant McIntosh Client: Southern Company Data: McIntosh LF4 CCR

	GWA-3 (bg)	GWA-4A (bg)	GWA-5 (bg)	GWC-1	GWC-10
4/19/2016	<10				
4/20/2016		<5	<5	<25	
4/21/2016					49
6/14/2016	46	67	62		
6/15/2016				52	
6/16/2016					109
8/9/2016	18		6		
8/10/2016				10	58
8/11/2016		<5			
9/27/2016	30	28	10	30	100
11/14/2016	26	48			
11/15/2016			32	32	94
1/10/2017	18	22			
1/11/2017			12		
1/12/2017				52	110
2/28/2017	22	32	<5		
3/1/2017				44	110
4/19/2017	14				
4/20/2017		20	34	20	
4/24/2017					32
10/10/2017		24			
10/11/2017	30		40	54	
10/12/2017					74
12/12/2017					150
1/10/2018	28	42	48		
1/11/2018				100	150
7/11/2018	12 (J)	<5 (J)	22 (J)		
7/12/2018				24 (J)	140 (J)
1/29/2019	27	26	34		
1/30/2019				55 (J)	160 (J)
3/26/2019		39	21		
3/27/2019	35			26	130
9/10/2019		36	13		
9/11/2019	15			49	130
3/31/2020		27	28		
4/1/2020	20			39	130
9/15/2020	<10		23	25	140
9/16/2020		21			
3/16/2021	25			29	130
3/17/2021		36	31		
8/17/2021	21				
8/18/2021				33	140
8/19/2021		26	20		
2/22/2022	16		21		
2/23/2022		21		31	130
8/2/2022	11		11		
8/3/2022		20		33	130
2/7/2023	25	21	24	34	
2/8/2023					130
8/1/2023		25	19		
8/2/2023	31			35	130

# Time Series

Constituent: Total Dissolved Solids (mg/L) Analysis Run 9/13/2023 2:46 PM View: Constituents View

Plant McIntosh Client: Southern Company Data: McIntosh LF4 CCR

	GWC-11	GWC-12	GWC-17 (bg)	GWC-18 (bg)	GWC-19
4/19/2016				106	34
4/20/2016	32	41	29		
6/15/2016	81	27	85		
6/16/2016				150	34
8/9/2016			<5		
8/10/2016	64	6			32
8/11/2016				78	
9/27/2016	60	16	6		
9/28/2016				43	13
11/15/2016	72	22	24		64
11/16/2016				140	
1/11/2017			20	64	
1/12/2017	84	44			
1/16/2017					12
3/1/2017	64	8	38	88	72
4/20/2017		<5	6		
4/24/2017	46				
4/25/2017				92	62
10/11/2017	88		48		
10/12/2017		12		54	38
12/13/2017	68				
1/11/2018	10	34	18		
1/12/2018				110	81
7/11/2018			22 (J)	16 (J)	38 (J)
7/12/2018	94 (J)	26 (J)			
1/29/2019			37		62
1/30/2019	89 (J)	22 (J)		100 (J)	
3/27/2019	79	24	38	79	61
9/11/2019	39	28	31	45	49
4/1/2020		20	27	73	52
4/2/2020	63				
9/15/2020	82		26	64	
9/16/2020		17			60
3/16/2021		19	25		65
3/17/2021	81			59	
8/18/2021	97	20			
8/19/2021			32	71	57
2/22/2022			27		
2/23/2022	70	16		54	41
8/2/2022	35		15	39	
8/3/2022		25			50
2/7/2023		27		90	
2/8/2023	71		35		54
8/2/2023	79	28	38	89	51

# Time Series

Constituent: Total Dissolved Solids (mg/L) Analysis Run 9/13/2023 2:46 PM View: Constituents View

Plant McIntosh Client: Southern Company Data: McIntosh LF4 CCR

	GWC-20	GWC-21	GWC-23	GWC-9
4/19/2016				49
4/21/2016	28	<5		
6/15/2016				84
6/16/2016	42	30	78	
8/10/2016	6	<5	88	44
9/27/2016	20	14		30
9/28/2016			35	
11/15/2016	82	58		32
11/16/2016			98	
1/12/2017		38		
1/13/2017	36			54
1/17/2017			36	
3/1/2017	40	32		34
3/2/2017			38	
4/24/2017		16		<10
4/25/2017	14		28	
7/13/2017			20	
10/12/2017	22	12	24	20
1/11/2018		20		
1/12/2018	56		43	48
7/11/2018	32 (J)	52 (J)		
7/12/2018			40	42 (J)
1/29/2019	27			
1/30/2019		43 (J)	38 (J)	42 (J)
3/27/2019	57	33	42	34
9/11/2019	45	23	24	43
4/1/2020	26	21	25	36
9/15/2020	34	24	27	
9/16/2020				<10
3/16/2021	37			
3/17/2021		24	24	40
8/19/2021	40	32	32	37
2/22/2022	33			
2/23/2022		26	23	30
8/3/2022	35			42
8/4/2022		26	33	
2/8/2023	31	32	31	44
8/2/2023	36			45
8/3/2023		30	36	

# Time Series

Constituent: Vanadium (mg/L) Analysis Run 9/13/2023 2:46 PM View: Constituents View

Plant McIntosh Client: Southern Company Data: McIntosh LF4 CCR

	GWA-13 (bg)	GWA-14 (bg)	GWA-15 (bg)	GWA-16 (bg)	GWA-2 (bg)
8/25/2004					<0.002
9/11/2004					<0.002
9/26/2004					<0.002
10/13/2004					<0.002
7/11/2005					<0.002
12/7/2005					<0.002
6/22/2006					<0.002
11/28/2006					<0.002
7/6/2007					<0.002
12/13/2007					<0.002
6/20/2008					<0.002
12/7/2008					<0.002
7/9/2009					<0.002
12/28/2009					<0.002
6/22/2010					<0.002
1/4/2011					<0.002
7/9/2011					<0.002
1/21/2012					<0.002
7/11/2012					0.0051
1/20/2013					<0.002
7/19/2013					<0.002
1/15/2014					<0.002
7/11/2014					<0.002
1/16/2015					<0.002
6/20/2015					<0.002
12/7/2015	<0.002	<0.002	<0.002	<0.002	
12/14/2015				<0.002	
12/15/2015	<0.002	<0.002	<0.002		
12/28/2015			<0.002	<0.002	
12/29/2015	<0.002	<0.002			
1/13/2016	<0.002	<0.002	<0.002	<0.002	
1/16/2016					<0.002
1/25/2016	<0.002	<0.002	<0.002	<0.002	
6/14/2016	0.00055 (J)	0.00033 (J)			0.00044 (J)
6/15/2016			0.0003 (J)	0.00015 (J)	
1/10/2017					0.0014 (J)
1/11/2017		<0.002	0.0017 (J)	0.0015 (J)	
1/12/2017	0.0018 (J)				
7/17/2017					<0.002
7/18/2017	<0.002				
7/19/2017		<0.002	<0.002	<0.002	
1/10/2018	<0.002				<0.002
1/11/2018		<0.002	<0.002	<0.002	
7/11/2018	<0.002	<0.002	<0.002	<0.002	<0.002
1/29/2019	0.0018 (J)	<0.002	<0.002	<0.002	<0.002
3/26/2019	<0.002	<0.002	0.0041	0.0019	
3/27/2019					0.0019
9/10/2019	0.0027	0.002		0.0019	
9/11/2019			0.0016		0.0014
3/31/2020	<0.002				
4/1/2020		<0.002	<0.002	<0.002	<0.002
9/15/2020	<0.002	<0.002	<0.002	<0.002	<0.002

# Time Series

Constituent: Vanadium (mg/L) Analysis Run 9/13/2023 2:46 PM View: Constituents View  
Plant McIntosh Client: Southern Company Data: McIntosh LF4 CCR

	GWA-13 (bg)	GWA-14 (bg)	GWA-15 (bg)	GWA-16 (bg)	GWA-2 (bg)
3/16/2021	<0.002	<0.002		<0.002	<0.002
3/17/2021			<0.002		
8/17/2021		<0.002		<0.002	<0.002
8/18/2021	<0.002				
8/19/2021			<0.002		
2/22/2022	<0.002	<0.002	<0.002	<0.002	0.001
8/2/2022	<0.002	<0.002	<0.002	<0.002	<0.002
2/6/2023	<0.002				
2/7/2023		<0.002	<0.002	<0.002	<0.002
8/1/2023	<0.002		<0.002	<0.002	<0.002
8/2/2023		<0.002			

# Time Series

Constituent: Vanadium (mg/L) Analysis Run 9/13/2023 2:46 PM View: Constituents View

Plant McIntosh Client: Southern Company Data: McIntosh LF4 CCR

	GWA-3 (bg)	GWA-4A (bg)	GWA-5 (bg)	GWC-1	GWC-10
8/25/2004	<0.002	<0.002	<0.002	<0.002	<0.001
9/11/2004	<0.002	<0.002	<0.002	<0.002	<0.001
9/26/2004	<0.002	<0.002	<0.002	<0.002	<0.001
10/13/2004	<0.002	<0.002	<0.002	<0.002	<0.001
7/11/2005	<0.002	<0.002	<0.002	<0.002	<0.001
12/7/2005	<0.002	<0.002	<0.002	<0.002	<0.001
6/22/2006	<0.002	<0.002	<0.002	<0.002	<0.001
11/28/2006	<0.002	<0.002	<0.002	<0.002	<0.001
7/6/2007	0.0031	<0.002	<0.002	<0.002	<0.001
12/13/2007	<0.002	<0.002	<0.002	<0.002	<0.001
6/20/2008	0.005	0.0033	<0.002	<0.002	<0.001
12/7/2008	<0.002	<0.002	<0.002	<0.002	<0.001
7/9/2009	<0.002	<0.002	<0.002	<0.002	
7/10/2009					<0.001
12/28/2009	<0.002			<0.002	
12/29/2009			<0.002		<0.001
12/30/2009		<0.002			
6/22/2010	<0.002	<0.002	<0.002	<0.002	<0.001
1/4/2011		<0.002	<0.002	<0.002	<0.001
1/5/2011	0.056 (O)				
7/9/2011	0.0033		<0.002	0.0032	
7/10/2011		<0.002			<0.001
1/20/2012	<0.002				
1/21/2012		<0.002	<0.002	<0.002	<0.001
7/11/2012	<0.002	<0.002	<0.002	<0.002	<0.001
1/19/2013	<0.002		<0.002		
1/20/2013		<0.002		<0.002	<0.001
7/18/2013	<0.002		<0.002		
7/19/2013		<0.002		<0.002	<0.001
1/15/2014	<0.002		<0.002	<0.002	
1/16/2014		<0.002			<0.001
7/10/2014		<0.002	<0.002		<0.001
7/11/2014	<0.002			<0.002	
1/15/2015	<0.002		<0.002		
1/16/2015		<0.002		<0.002	0.00098 (J)
6/19/2015	<0.002		0.0035 (J)		
6/20/2015		<0.002		0.0017 (J)	0.0019 (J)
1/14/2016		<0.002	<0.002		
1/16/2016	<0.002			<0.002	0.0008 (J)
6/14/2016	0.00027 (J)	0.00028 (J)	0.00047 (J)		
6/15/2016				0.00031 (J)	
6/16/2016					0.0011 (J)
1/10/2017	0.0015 (J)	0.0014 (J)			
1/11/2017			0.0016 (J)		
1/12/2017				0.0031	0.0087 (o)
7/18/2017	<0.002	<0.002	<0.002		
7/19/2017				<0.002	
7/24/2017					0.0027
1/10/2018	<0.002	<0.002	<0.002		
1/11/2018				<0.002	<0.001
7/11/2018	<0.002	<0.002	<0.002		
7/12/2018				<0.002	<0.001



# Time Series

Constituent: Vanadium (mg/L) Analysis Run 9/13/2023 2:46 PM View: Constituents View  
Plant McIntosh Client: Southern Company Data: McIntosh LF4 CCR

	GWA-3 (bg)	GWA-4A (bg)	GWA-5 (bg)	GWC-1	GWC-10
1/29/2019	<0.002	<0.002	<0.002		
1/30/2019				<0.002	0.0027 (J)
3/26/2019		0.0027	0.0015		
3/27/2019	0.0047			<0.002	0.0065 (o)
9/10/2019		0.0018	0.0018		
9/11/2019	0.0012			0.0013	0.0022
3/31/2020		<0.002	<0.002		
4/1/2020	<0.002			<0.002	0.0012
9/15/2020	<0.002		<0.002	<0.002	<0.001
9/16/2020		<0.002			
3/16/2021	<0.002			<0.002	0.0013
3/17/2021		<0.002	<0.002		
8/17/2021	<0.002				
8/18/2021				0.0011	0.0015
8/19/2021		<0.002	<0.002		
2/22/2022	<0.002		<0.002		
2/23/2022		<0.002		<0.002	0.0011
8/2/2022	<0.002		<0.002		
8/3/2022		0.00097 (J)		<0.002	0.002
2/7/2023	<0.002	<0.002	<0.002	<0.002	
2/8/2023					0.001 (J)
8/1/2023		<0.002	<0.002		
8/2/2023	<0.002			0.00084 (J)	0.00096 (J)

# Time Series

Constituent: Vanadium (mg/L) Analysis Run 9/13/2023 2:46 PM View: Constituents View  
 Plant McIntosh Client: Southern Company Data: McIntosh LF4 CCR

	GWC-11	GWC-12	GWC-17 (bg)	GWC-18 (bg)	GWC-19
8/25/2004	<0.0025	<0.002			
9/11/2004	<0.0025	<0.002			
9/26/2004	<0.0025	<0.002			
10/13/2004	<0.0025	<0.002			
7/11/2005	<0.0025	<0.002			
12/7/2005	<0.0025	<0.002			
6/22/2006	<0.0025	<0.002			
11/28/2006	<0.0025	<0.002			
7/6/2007	<0.0025	<0.002			
12/13/2007	<0.0025	<0.002			
6/20/2008	0.0093 (o)	<0.002			
12/7/2008	<0.0025	<0.002			
7/10/2009	<0.0025	<0.002			
12/28/2009		<0.002			
12/29/2009	<0.0025				
6/22/2010	0.0025	<0.002			
1/4/2011		<0.002			
1/5/2011	<0.0025				
7/9/2011	<0.0025	<0.002			
1/20/2012		<0.002			
1/21/2012	<0.0025				
7/11/2012	<0.0025	<0.002			
1/19/2013	<0.0025	<0.002			
7/18/2013		<0.002			
7/19/2013	<0.0025				
1/15/2014	<0.0025	<0.002			
7/11/2014	0.001 (J)	<0.002			
1/15/2015		<0.002			
1/16/2015	0.00089 (J)				
6/19/2015		<0.002			
6/20/2015	0.0017 (J)				
12/8/2015			<0.002	0.0023 (J)	0.0023 (J)
12/14/2015			<0.002	0.0028 (J)	
12/15/2015					0.0016 (J)
12/28/2015			<0.002	0.0024 (J)	0.0013 (J)
1/13/2016			<0.002		
1/14/2016	0.0017 (J)			0.0022 (J)	0.0014 (J)
1/16/2016		<0.002			
1/26/2016			<0.002	0.0022 (J)	0.0013 (J)
6/15/2016	0.0018 (J)	0.0004 (J)	0.00047 (J)		
6/16/2016				0.0041 (J)	0.00092 (J)
1/11/2017			<0.002	0.003	
1/12/2017	0.01 (o)	0.0075 (o)			
1/16/2017					0.0067
7/19/2017			<0.002		
7/20/2017		0.0015 (J)			
7/24/2017	0.0015 (J)				
7/25/2017				0.0055	0.0035
1/11/2018	<0.0025	<0.002	<0.002		
1/12/2018				0.0022 (J)	<0.002
7/11/2018			<0.002	0.0016 (J)	<0.002
7/12/2018	<0.0025	<0.002			

# Time Series

Constituent: Vanadium (mg/L) Analysis Run 9/13/2023 2:46 PM View: Constituents View  
Plant McIntosh Client: Southern Company Data: McIntosh LF4 CCR

	GWC-11	GWC-12	GWC-17 (bg)	GWC-18 (bg)	GWC-19
1/29/2019			<0.002		<0.002
1/30/2019	<0.0025	<0.002		0.0042 (J)	
3/27/2019	0.0016	0.0078 (o)	0.004	0.0074	<0.002
9/11/2019	0.0025	0.0011	0.0018	0.0037	0.0023
4/1/2020		<0.002	<0.002	0.0024	<0.002
4/2/2020	0.0016				
9/15/2020	0.001		<0.002	0.0022	
9/16/2020		<0.002			<0.002
3/16/2021		<0.002	<0.002		<0.002
3/17/2021	0.0015			0.0026	
8/18/2021	0.0018	<0.002			
8/19/2021			0.0013	0.003	0.0015
2/22/2022			<0.002		
2/23/2022	0.0013	<0.002		0.0025	0.00088 (J)
8/2/2022	0.0014		<0.002	0.0028	
8/3/2022		0.0016			0.0022
2/7/2023		<0.002		0.0038	
2/8/2023	0.00095 (J)		<0.002		0.00088 (J)
8/2/2023	0.0015 (J)	<0.002	<0.002	0.0031	<0.002

# Time Series

Constituent: Vanadium (mg/L) Analysis Run 9/13/2023 2:46 PM View: Constituents View

Plant McIntosh Client: Southern Company Data: McIntosh LF4 CCR

	GWC-20	GWC-21	GWC-23	GWC-9
8/25/2004				<0.002
9/11/2004				<0.002
9/26/2004				<0.002
10/13/2004				<0.002
7/11/2005				<0.002
12/7/2005				<0.002
6/22/2006				<0.002
11/28/2006				<0.002
7/6/2007				<0.002
12/13/2007				<0.002
6/20/2008				0.0037
12/7/2008				<0.002
7/9/2009				<0.002
12/29/2009				<0.002
6/22/2010				<0.002
1/5/2011				<0.002
7/9/2011				<0.002
1/21/2012				<0.002
7/11/2012				<0.002
1/19/2013				<0.002
7/18/2013				<0.002
1/15/2014				<0.002
7/10/2014				<0.002
1/16/2015				<0.002
6/20/2015				<0.002
12/9/2015	<0.002	<0.002		
12/14/2015	<0.002	<0.002		
12/29/2015	<0.002	<0.002		
1/14/2016	<0.002	<0.002		<0.002
1/25/2016	<0.002	<0.002		
6/15/2016				0.00019 (J)
6/16/2016	0.00054 (J)	0.00048 (J)	0.00063 (J)	
1/12/2017		0.0058		
1/13/2017	0.0074			0.0091 (o)
1/17/2017			0.0026	
7/24/2017				0.0027
7/25/2017	0.0034	0.0029	0.003	
1/11/2018		<0.002		
1/12/2018	<0.002		<0.002	<0.002
7/11/2018	<0.002	<0.002		
7/12/2018			<0.002	<0.002
1/29/2019	<0.002			
1/30/2019		<0.002	<0.002	<0.002
3/27/2019	0.0031	0.0049	0.0055	0.006
9/11/2019	0.0018	0.0015	0.0015	0.0015
4/1/2020	<0.002	<0.002	<0.002	<0.002
9/15/2020	<0.002	<0.002	<0.002	
9/16/2020				<0.002
3/16/2021	<0.002			
3/17/2021		<0.002	<0.002	<0.002
8/19/2021	<0.002	0.001	0.0011	<0.002
2/22/2022	<0.002			

# Time Series

Constituent: Vanadium (mg/L) Analysis Run 9/13/2023 2:46 PM View: Constituents View  
Plant McIntosh Client: Southern Company Data: McIntosh LF4 CCR

	GWC-20	GWC-21	GWC-23	GWC-9
2/23/2022		<0.002	<0.002	<0.002
8/3/2022	0.0017			0.0016
8/4/2022		0.0019	0.00095 (J)	
2/8/2023	<0.002	<0.002	<0.002	<0.002
8/2/2023	<0.002			<0.002
8/3/2023		<0.002	0.0007 (J)	

# Time Series

Constituent: Zinc (mg/L) Analysis Run 9/13/2023 2:46 PM View: Constituents View

Plant McIntosh Client: Southern Company Data: McIntosh LF4 CCR

	GWA-13 (bg)	GWA-14 (bg)	GWA-15 (bg)	GWA-16 (bg)	GWA-2 (bg)
8/25/2004					0.014
9/11/2004					<0.02
9/26/2004					<0.02
10/13/2004					<0.02
7/11/2005					<0.02
12/7/2005					<0.02
6/22/2006					0.0041
11/28/2006					0.0033
7/6/2007					0.0036
12/13/2007					<0.02
6/20/2008					0.0045
12/7/2008					0.0031
7/9/2009					0.004
12/28/2009					0.0027
6/22/2010					0.0028
1/4/2011					0.0027
7/9/2011					0.0051
1/21/2012					0.004
7/11/2012					0.0075
1/20/2013					0.0034
7/19/2013					<0.02
1/15/2014					0.0049
7/11/2014					0.0038
1/16/2015					0.0032
6/20/2015					0.0042
12/7/2015	0.0034	0.0044	0.0052	0.0048	
12/14/2015				0.0038	
12/15/2015	0.003	0.0031	0.0046		
12/28/2015			0.0042	0.0042	
12/29/2015	0.0028	0.0028			
1/13/2016	0.0025	0.0028	0.0038	0.0036	
1/16/2016					0.0042
1/25/2016	0.0022 (J)	0.0034	0.0036	0.0033	
6/14/2016	0.0042 (J)	0.0036 (J)			0.0043 (J)
6/15/2016			0.0028 (J)	0.0032 (J)	
1/10/2017					0.0084 (J)
1/11/2017		0.013 (J)	0.014 (J)	<0.005	
1/12/2017	<0.005				
7/17/2017					<0.02
7/18/2017	<0.005				
7/19/2017		<0.005	<0.005	<0.005	
1/10/2018	<0.005				<0.02
1/11/2018		<0.005	<0.005	<0.005	
7/11/2018	<0.005	<0.005	<0.005	<0.005	<0.02
1/29/2019	<0.005	0.0048 (J)	0.0059 (J)	0.0024 (J)	0.0064 (J)
3/26/2019	<0.005	<0.005	<0.005	<0.005	
3/27/2019					<0.02
9/10/2019	0.0061	0.0069		0.006	
9/11/2019			0.0062		0.0089
3/31/2020	<0.005				
4/1/2020		<0.005	<0.005	<0.005	0.0066
9/15/2020	0.0037 (J)	0.024	0.0033 (J)	0.0033 (J)	0.0049 (J)

# Time Series

Constituent: Zinc (mg/L) Analysis Run 9/13/2023 2:46 PM View: Constituents View  
Plant McIntosh Client: Southern Company Data: McIntosh LF4 CCR

	GWA-13 (bg)	GWA-14 (bg)	GWA-15 (bg)	GWA-16 (bg)	GWA-2 (bg)
3/16/2021	<0.005	0.007		0.005	0.0045 (J)
3/17/2021			0.0063		
8/17/2021		<0.005		<0.005	0.004 (J)
8/18/2021	<0.005				
8/19/2021			<0.005		
2/22/2022	<0.005	0.0054	0.0057	0.0076	0.0055
8/2/2022	<0.005	0.0042 (J)	0.0039 (J)	0.0032 (J)	0.0074
2/6/2023	<0.005				
2/7/2023		0.0031 (J)	<0.005	0.0063	0.0051
8/1/2023	0.0032 (J)		0.0029 (J)	0.0032 (J)	0.0061
8/2/2023		0.003 (J)			

# Time Series

Constituent: Zinc (mg/L) Analysis Run 9/13/2023 2:46 PM View: Constituents View

Plant McIntosh Client: Southern Company Data: McIntosh LF4 CCR

	GWA-3 (bg)	GWA-4A (bg)	GWA-5 (bg)	GWC-1	GWC-10
8/25/2004	<0.005	<0.005	0.017	0.012	<0.005
9/11/2004	<0.005	<0.005	<0.005	<0.005	0.01
9/26/2004	<0.005	<0.005	<0.005	<0.005	<0.005
10/13/2004	<0.005	<0.005	<0.005		<0.005
7/11/2005	<0.005	<0.005	<0.005	<0.005	<0.005
12/7/2005	<0.005	0.06 (O)	<0.005	0.015	<0.005
6/22/2006	0.0042	0.0061	0.0033	0.0044	0.0034
11/28/2006	0.0048	0.0064	0.0034	0.0034	0.019
7/6/2007	0.045	0.011	0.0037	0.0029	<0.005
12/13/2007	0.005	0.0061	<0.005	<0.005	<0.005
6/20/2008	0.012	0.009	0.0042	0.0035	0.0039
12/7/2008	0.042	0.0071	0.0049	0.0036	<0.005
7/9/2009	0.0038	0.0059	0.0032	0.0032	
7/10/2009					<0.005
12/28/2009	<0.005			0.0032	
12/29/2009			0.0031		<0.005
12/30/2009		0.0038			
6/22/2010	<0.005	0.0044	<0.005	0.0032	<0.005
1/4/2011		0.0038	0.0029	<0.005	<0.005
1/5/2011	0.057 (O)				
7/9/2011	0.0085		0.0038	0.0076	
7/10/2011		0.005			0.0026
1/20/2012	0.0057				
1/21/2012		0.0074	0.0057	0.0034	<0.005
7/11/2012	<0.005	0.0047	0.0032	0.0028	<0.005
1/19/2013	<0.005		0.0032		
1/20/2013		<0.005		0.0032	<0.005
7/18/2013	0.0028		0.0027		
7/19/2013		0.0032		0.0028	<0.005
1/15/2014	0.0047		0.0059	0.0047	
1/16/2014		0.019			0.0031
7/10/2014		0.0038	0.0064		0.0012 (J)
7/11/2014	0.0025			0.0041	
1/15/2015	0.002 (J)		0.0024 (J)		
1/16/2015		0.0045		0.0035	0.0017 (J)
6/19/2015	0.0019 (J)		0.0057		
6/20/2015		0.0023 (J)		0.0043	0.0036
1/14/2016		0.0024 (J)	0.0022 (J)		
1/16/2016	0.0033			0.002 (J)	<0.005
6/14/2016	0.0028 (J)	0.0053 (J)	0.0028 (J)		
6/15/2016				0.0027 (J)	
6/16/2016					<0.005
1/10/2017	0.0079 (J)	<0.005			
1/11/2017			0.013 (J)		
1/12/2017				<0.005	<0.005
7/18/2017	<0.005	<0.005	<0.005		
7/19/2017				<0.005	
7/24/2017					<0.005
1/10/2018	<0.005	<0.005	<0.005		
1/11/2018				<0.005	<0.005
7/11/2018	<0.005	0.0098 (J)	<0.005		
7/12/2018				<0.005	<0.005



# Time Series

Constituent: Zinc (mg/L) Analysis Run 9/13/2023 2:46 PM View: Constituents View

Plant McIntosh Client: Southern Company Data: McIntosh LF4 CCR

	GWA-3 (bg)	GWA-4A (bg)	GWA-5 (bg)	GWC-1	GWC-10
1/29/2019	<0.005	0.0064 (J)	0.0027 (J)		
1/30/2019				0.0031 (J)	<0.005
3/26/2019		0.01	<0.005		
3/27/2019	<0.005			<0.005	<0.005
9/10/2019		0.012	0.022		
9/11/2019	0.012			0.0088	0.0058
3/31/2020		0.013	<0.005		
4/1/2020	<0.005			0.0046 (J)	<0.005
9/15/2020	<0.005		0.0049 (J)	0.0049 (J)	0.0043 (J)
9/16/2020		0.011			
3/16/2021	0.0035 (J)			0.0047 (J)	<0.005
3/17/2021		0.0039 (J)	0.0041 (J)		
8/17/2021	<0.005				
8/18/2021				0.0035 (J)	<0.005
8/19/2021		0.004 (J)	<0.005		
2/22/2022	<0.005		<0.005		
2/23/2022		<0.005		<0.005	<0.005
8/2/2022	0.033		0.0051		
8/3/2022		0.012		0.0073	0.0046 (J)
2/7/2023	0.0032 (J)	0.0031 (J)	0.0037 (J)	0.0055	
2/8/2023					<0.005
8/1/2023		0.0047 (J)	0.0028 (J)		
8/2/2023	<0.005			0.0062	0.0046 (J)

# Time Series

Constituent: Zinc (mg/L) Analysis Run 9/13/2023 2:46 PM View: Constituents View

Plant McIntosh Client: Southern Company Data: McIntosh LF4 CCR

	GWC-11	GWC-12	GWC-17 (bg)	GWC-18 (bg)	GWC-19
8/25/2004	<0.005	<0.005			
9/11/2004	<0.005	0.01			
9/26/2004	<0.005	<0.005			
10/13/2004	<0.005	<0.005			
7/11/2005	<0.005	<0.005			
12/7/2005	<0.005	<0.005			
6/22/2006	0.0025	0.0038			
11/28/2006	0.0026	0.007			
7/6/2007	0.0025	0.0025			
12/13/2007	<0.005	0.0032			
6/20/2008	0.0089	0.0044			
12/7/2008	0.041 (O)	0.0042			
7/10/2009	<0.005	0.0025			
12/28/2009		0.0027			
12/29/2009	<0.005				
6/22/2010	<0.005	<0.005			
1/4/2011		0.0033			
1/5/2011	<0.005				
7/9/2011	<0.005	0.0043			
1/20/2012		0.0038			
1/21/2012	0.005				
7/11/2012	0.0025	0.0035			
1/19/2013	<0.005	0.0028			
7/18/2013		0.0028			
7/19/2013	<0.005				
1/15/2014	0.0034	0.0053			
7/11/2014	0.0019 (J)	0.0034			
1/15/2015		0.003			
1/16/2015	<0.005				
6/19/2015		0.0035			
6/20/2015	<0.005				
12/8/2015			0.0058	0.0017 (J)	0.0035
12/14/2015			0.006	0.0028	
12/15/2015					0.0028
12/28/2015			0.0058	0.0024 (J)	0.0023 (J)
1/13/2016			0.0056		
1/14/2016	0.0022 (J)			0.0036	0.012
1/16/2016		0.0023 (J)			
1/26/2016			0.0046	0.0036	0.0034
6/15/2016	0.0028 (J)	0.0031 (J)	0.0053 (J)		
6/16/2016				0.0052 (J)	0.0026 (J)
1/11/2017			0.018 (J)	0.025	
1/12/2017	<0.005	<0.005			
1/16/2017					<0.005
7/19/2017			<0.02		
7/20/2017		<0.005			
7/24/2017	<0.005				
7/25/2017				<0.005	<0.005
1/11/2018	<0.005	<0.005	<0.02		
1/12/2018				<0.005	<0.005
7/11/2018			<0.02	<0.005	<0.005
7/12/2018	<0.005	<0.005			

# Time Series

Constituent: Zinc (mg/L) Analysis Run 9/13/2023 2:46 PM View: Constituents View

Plant McIntosh Client: Southern Company Data: McIntosh LF4 CCR

	GWC-11	GWC-12	GWC-17 (bg)	GWC-18 (bg)	GWC-19
1/29/2019			0.0059 (J)		0.0051 (J)
1/30/2019	<0.005	<0.005		0.5 (o)	
3/27/2019	<0.005	<0.005	<0.02	<0.005	<0.005
9/11/2019	0.005	0.0066	0.013	0.0058	0.0046 (J)
4/1/2020		<0.005	0.005	<0.005	<0.005
4/2/2020	0.0049 (J)				
9/15/2020	<0.005		0.0052	0.0032 (J)	
9/16/2020		0.0033 (J)			0.004 (J)
3/16/2021		<0.005	0.006		<0.005
3/17/2021	0.0032 (J)			0.0032 (J)	
8/18/2021	<0.005	0.0081			
8/19/2021			0.013	0.015	0.017
2/22/2022			0.0046 (J)		
2/23/2022	<0.005	<0.005		<0.005	<0.005
8/2/2022	0.0052		0.0074	0.0058	
8/3/2022		0.0071			0.0057
2/7/2023		<0.005		0.0032 (J)	
2/8/2023	<0.005		0.0061		<0.005
8/2/2023	0.0061	0.0036 (J)	0.012	0.0044 (J)	0.0051

# Time Series

Constituent: Zinc (mg/L) Analysis Run 9/13/2023 2:46 PM View: Constituents View

Plant McIntosh Client: Southern Company Data: McIntosh LF4 CCR

	GWC-20	GWC-21	GWC-23	GWC-9
8/25/2004				<0.005
9/11/2004				<0.005
9/26/2004				<0.005
10/13/2004				<0.005
7/11/2005				<0.005
12/7/2005				<0.005
6/22/2006				<0.005
11/28/2006				0.0034
7/6/2007				0.0049
12/13/2007				<0.005
6/20/2008				0.006
12/7/2008				0.0043
7/9/2009				<0.005
12/29/2009				0.0061
6/22/2010				<0.005
1/5/2011				<0.005
7/9/2011				0.0077
1/21/2012				0.0032
7/11/2012				<0.005
1/19/2013				<0.005
7/18/2013				<0.005
1/15/2014				0.0036
7/10/2014				0.0024 (J)
1/16/2015				0.0055
6/20/2015				<0.005
12/9/2015	0.0035	0.0016 (J)		
12/14/2015	0.0056	0.0015 (J)		
12/29/2015	0.0084	<0.005		
1/14/2016	0.0048	0.0052		<0.005
1/25/2016	0.0069	0.0017 (J)		
6/15/2016				0.0037 (J)
6/16/2016	0.0048 (J)	0.0097 (J)	0.0098 (J)	
1/12/2017		<0.005		
1/13/2017	<0.005			<0.005
1/17/2017			<0.02	
7/24/2017				<0.005
7/25/2017	<0.005	<0.005	0.0069 (J)	
1/11/2018		<0.005		
1/12/2018	<0.005		<0.02	<0.005
7/11/2018	<0.005	<0.005		
7/12/2018			<0.02	<0.005
1/29/2019	<0.005			
1/30/2019		0.0025 (J)	0.0049 (J)	0.051
3/27/2019	<0.005	<0.005	<0.02	<0.005
9/11/2019	0.0073	0.0063	0.0086	0.0058
4/1/2020	<0.005	0.0032 (J)	0.0033 (J)	<0.005
9/15/2020	0.0044 (J)	<0.005	0.004 (J)	
9/16/2020				0.0035 (J)
3/16/2021	<0.005			
3/17/2021		<0.005	0.0033 (J)	<0.005
8/19/2021	<0.005	<0.005	0.0081	<0.005
2/22/2022	0.0034 (J)			

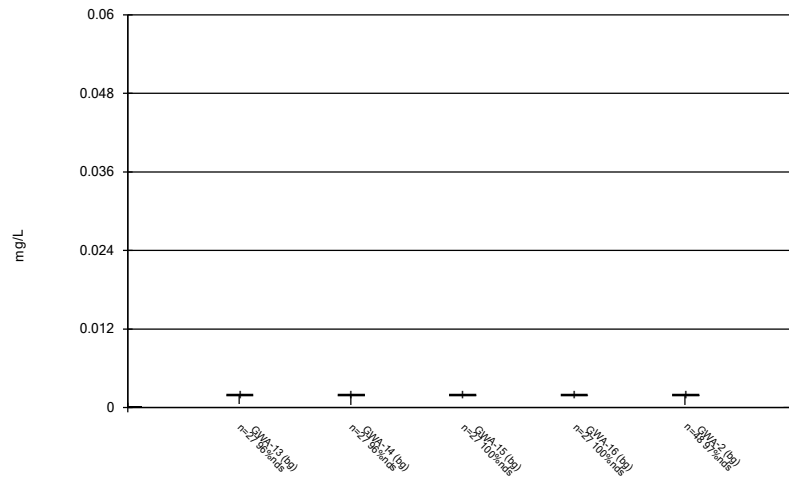
# Time Series

Constituent: Zinc (mg/L) Analysis Run 9/13/2023 2:46 PM View: Constituents View  
Plant McIntosh Client: Southern Company Data: McIntosh LF4 CCR

	GWC-20	GWC-21	GWC-23	GWC-9
2/23/2022		0.004 (J)	0.017	<0.005
8/3/2022	0.0042 (J)			0.005
8/4/2022		0.016	0.016	
2/8/2023	<0.005	<0.005	0.0046 (J)	<0.005
8/2/2023	0.004 (J)			0.0032 (J)
8/3/2023		0.0047 (J)	0.0049 (J)	

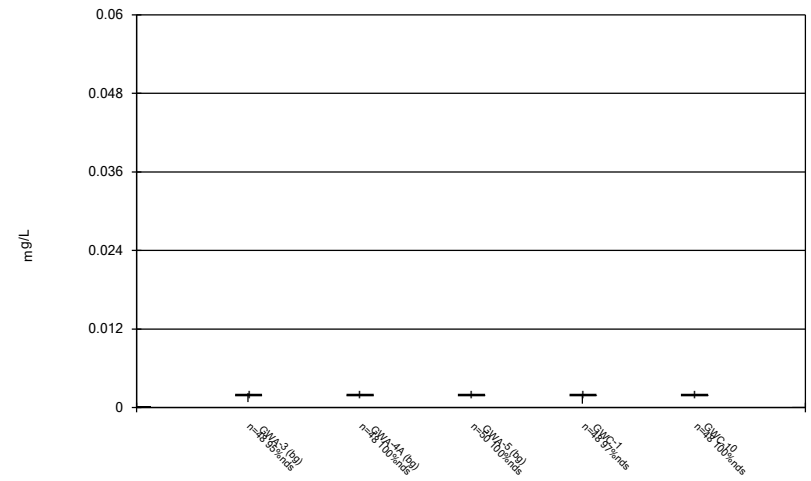
FIGURE B.

Box & Whiskers Plot



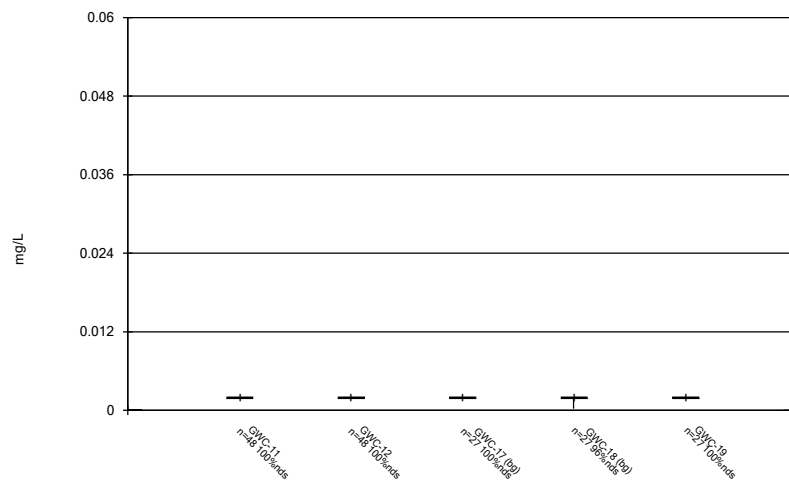
Constituent: Antimony Analysis Run 9/13/2023 2:48 PM View: Constituents View  
Plant McIntosh Client: Southern Company Data: McIntosh LF4 CCR

Box & Whiskers Plot



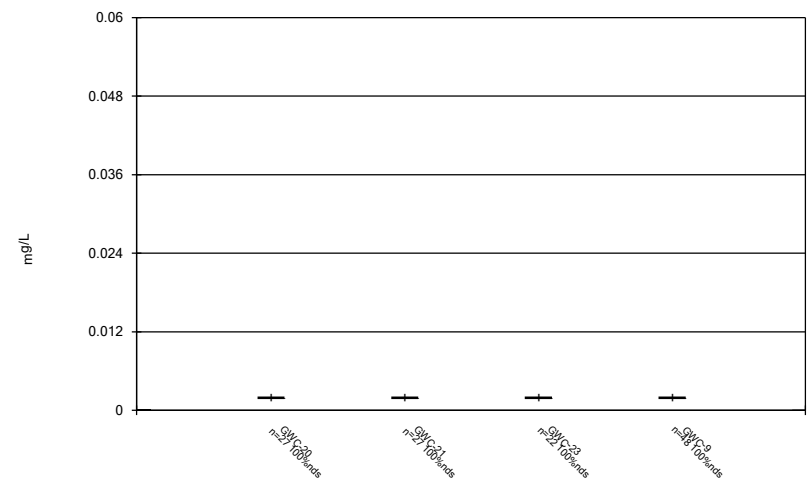
Constituent: Antimony Analysis Run 9/13/2023 2:48 PM View: Constituents View  
Plant McIntosh Client: Southern Company Data: McIntosh LF4 CCR

Box & Whiskers Plot



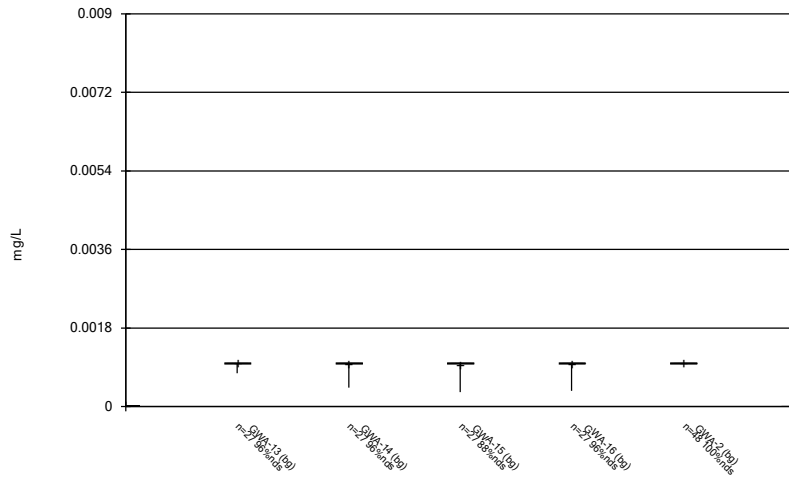
Constituent: Antimony Analysis Run 9/13/2023 2:48 PM View: Constituents View  
Plant McIntosh Client: Southern Company Data: McIntosh LF4 CCR

Box & Whiskers Plot



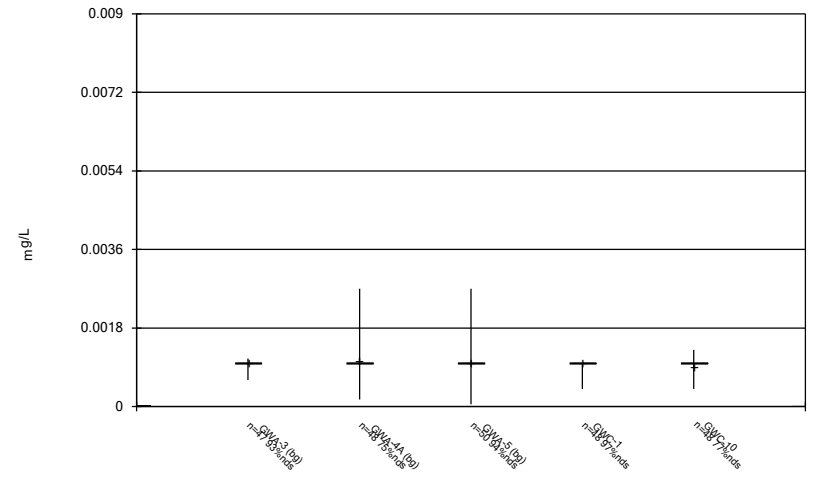
Constituent: Antimony Analysis Run 9/13/2023 2:48 PM View: Constituents View  
Plant McIntosh Client: Southern Company Data: McIntosh LF4 CCR

Box & Whiskers Plot



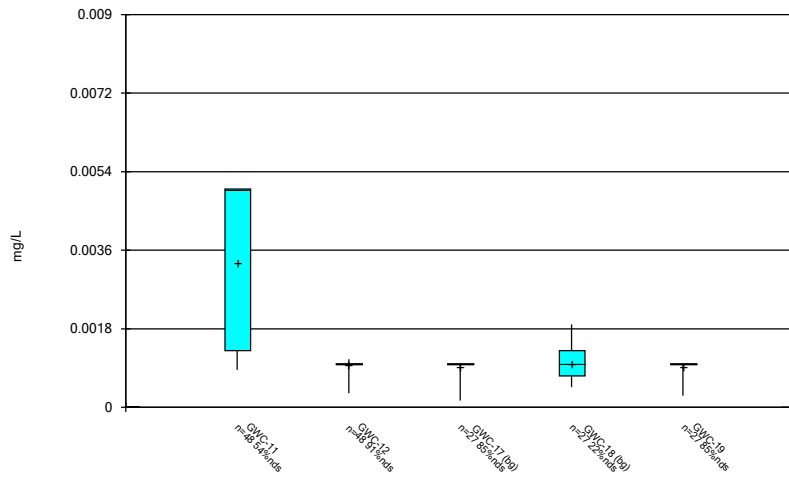
Constituent: Arsenic Analysis Run 9/13/2023 2:48 PM View: Constituents View  
 Plant McIntosh Client: Southern Company Data: McIntosh LF4 CCR

Box & Whiskers Plot



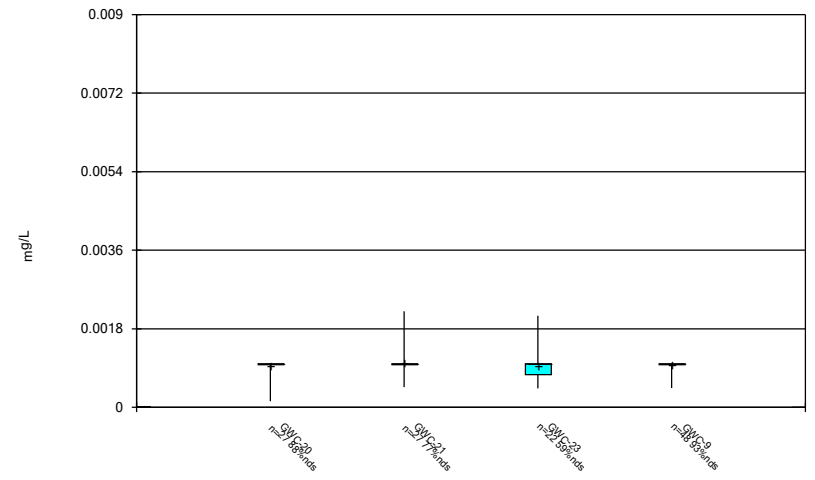
Constituent: Arsenic Analysis Run 9/13/2023 2:48 PM View: Constituents View  
 Plant McIntosh Client: Southern Company Data: McIntosh LF4 CCR

Box & Whiskers Plot



Constituent: Arsenic Analysis Run 9/13/2023 2:48 PM View: Constituents View  
 Plant McIntosh Client: Southern Company Data: McIntosh LF4 CCR

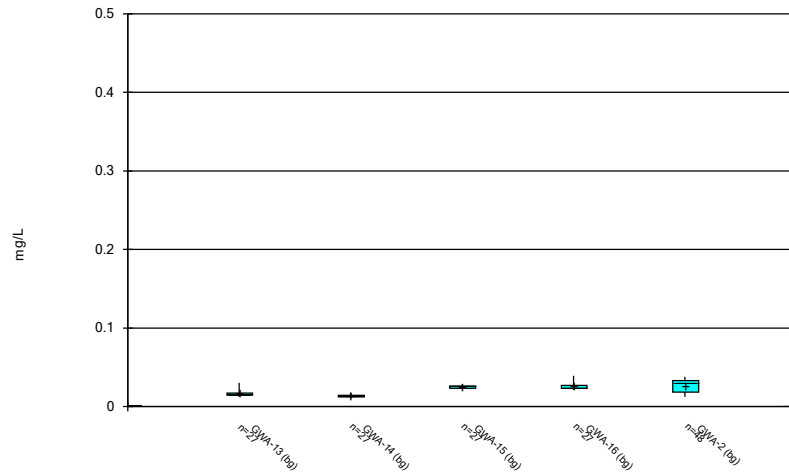
Box & Whiskers Plot



Constituent: Arsenic Analysis Run 9/13/2023 2:48 PM View: Constituents View  
 Plant McIntosh Client: Southern Company Data: McIntosh LF4 CCR

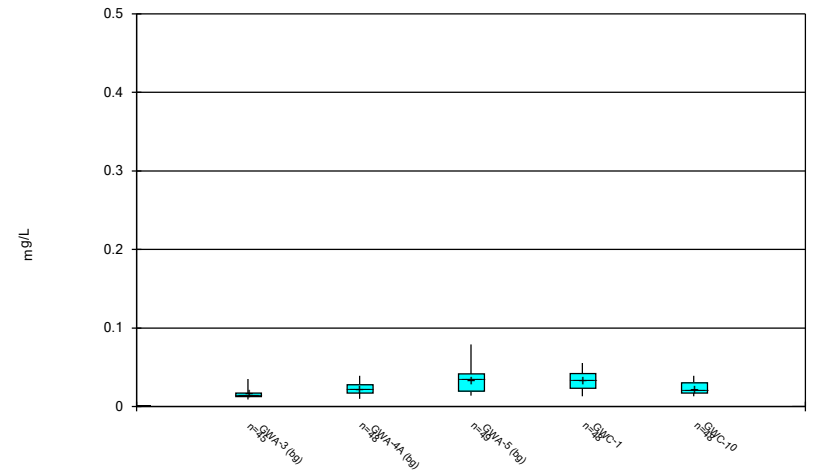


Box & Whiskers Plot



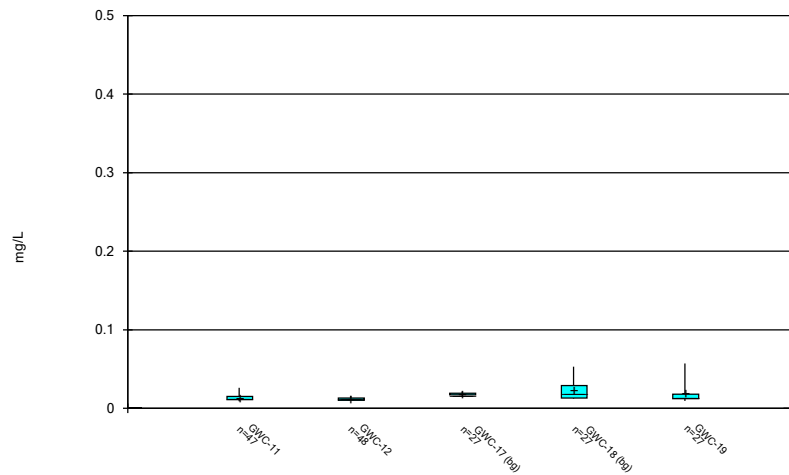
Constituent: Barium Analysis Run 9/13/2023 2:48 PM View: Constituents View  
 Plant McIntosh Client: Southern Company Data: McIntosh LF4 CCR

Box & Whiskers Plot



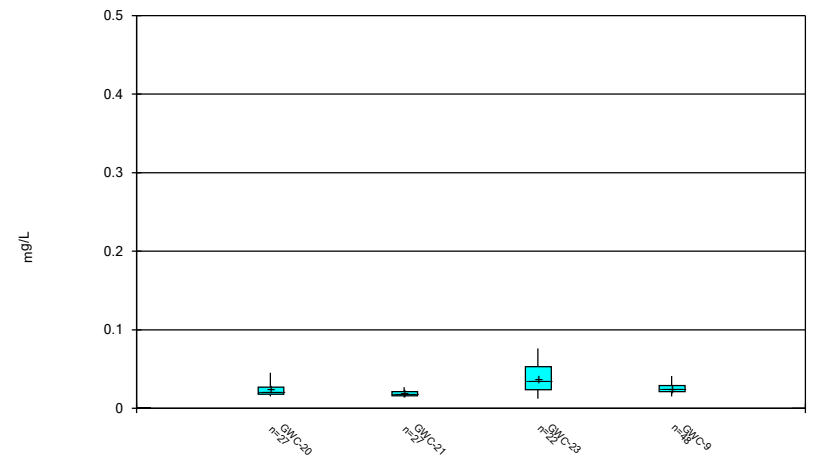
Constituent: Barium Analysis Run 9/13/2023 2:48 PM View: Constituents View  
 Plant McIntosh Client: Southern Company Data: McIntosh LF4 CCR

Box & Whiskers Plot



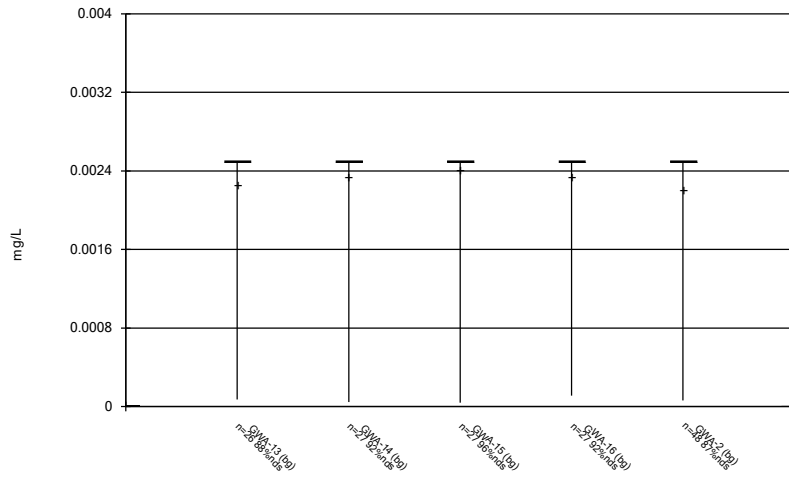
Constituent: Barium Analysis Run 9/13/2023 2:48 PM View: Constituents View  
 Plant McIntosh Client: Southern Company Data: McIntosh LF4 CCR

Box & Whiskers Plot



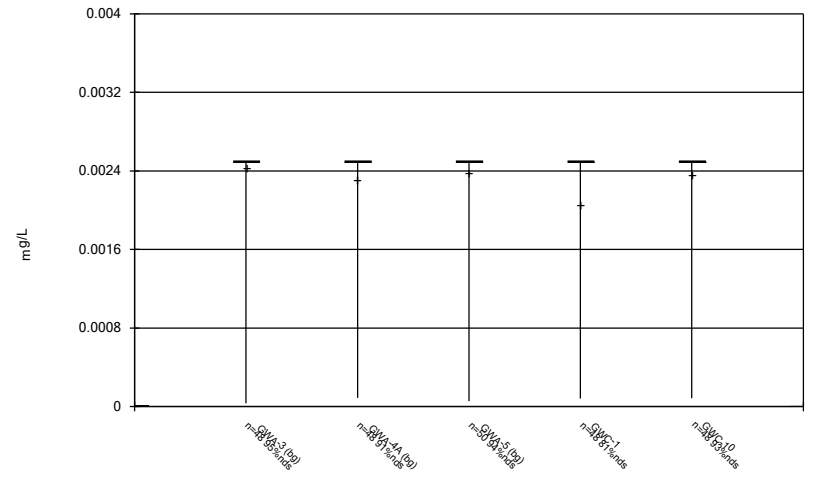
Constituent: Barium Analysis Run 9/13/2023 2:48 PM View: Constituents View  
 Plant McIntosh Client: Southern Company Data: McIntosh LF4 CCR

Box & Whiskers Plot



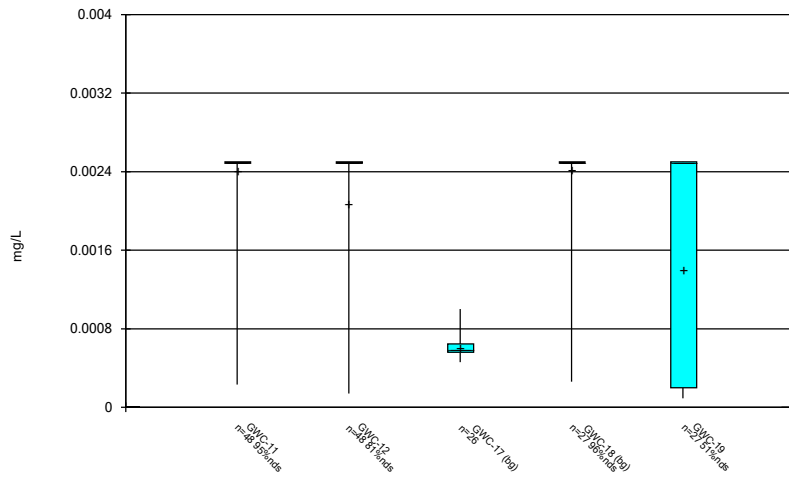
Constituent: Beryllium Analysis Run 9/13/2023 2:48 PM View: Constituents View  
Plant McIntosh Client: Southern Company Data: McIntosh LF4 CCR

Box & Whiskers Plot



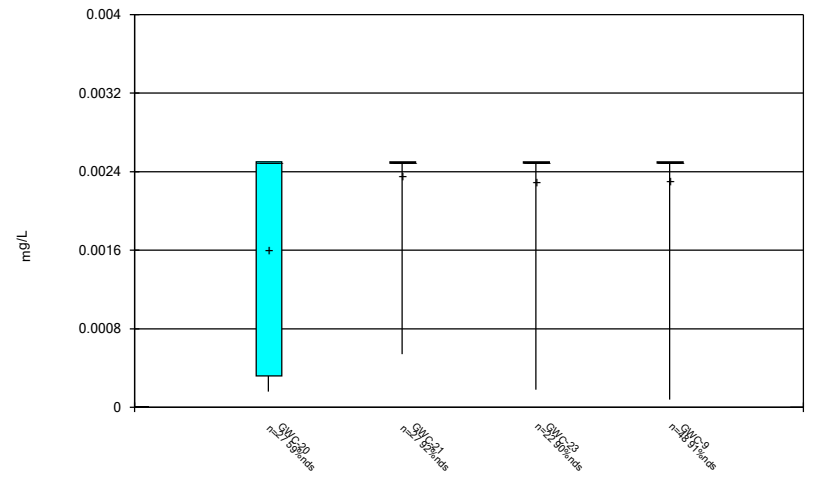
Constituent: Beryllium Analysis Run 9/13/2023 2:48 PM View: Constituents View  
Plant McIntosh Client: Southern Company Data: McIntosh LF4 CCR

Box & Whiskers Plot



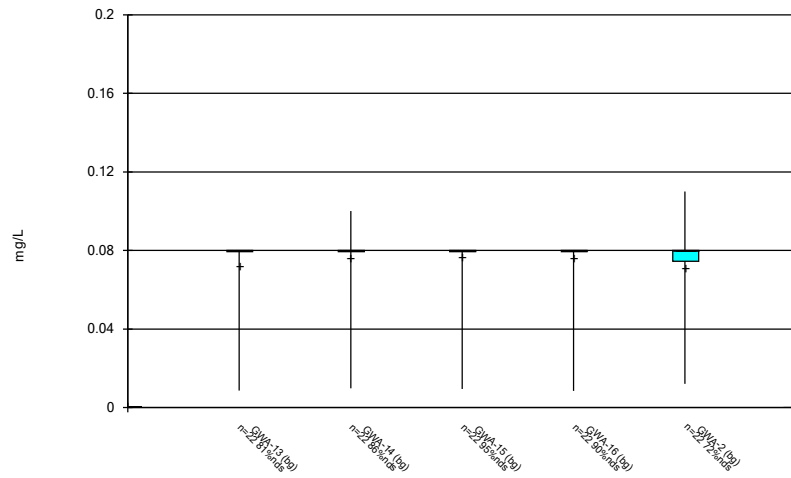
Constituent: Beryllium Analysis Run 9/13/2023 2:48 PM View: Constituents View  
Plant McIntosh Client: Southern Company Data: McIntosh LF4 CCR

Box & Whiskers Plot



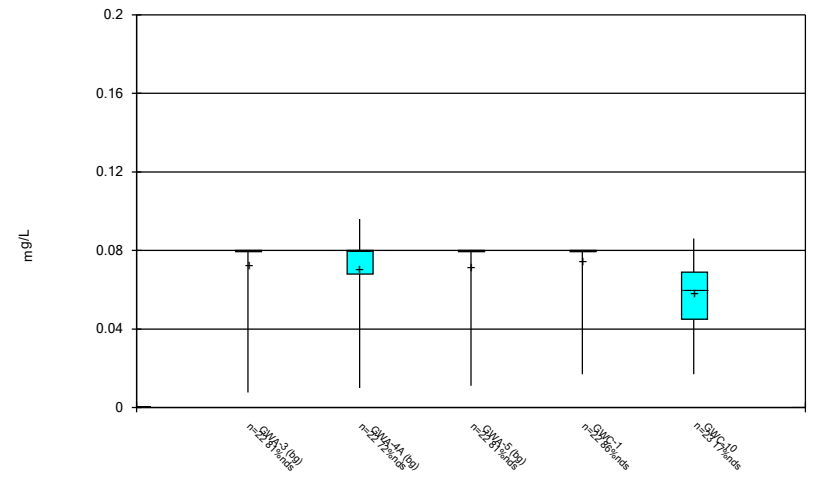
Constituent: Beryllium Analysis Run 9/13/2023 2:48 PM View: Constituents View  
Plant McIntosh Client: Southern Company Data: McIntosh LF4 CCR

Box & Whiskers Plot



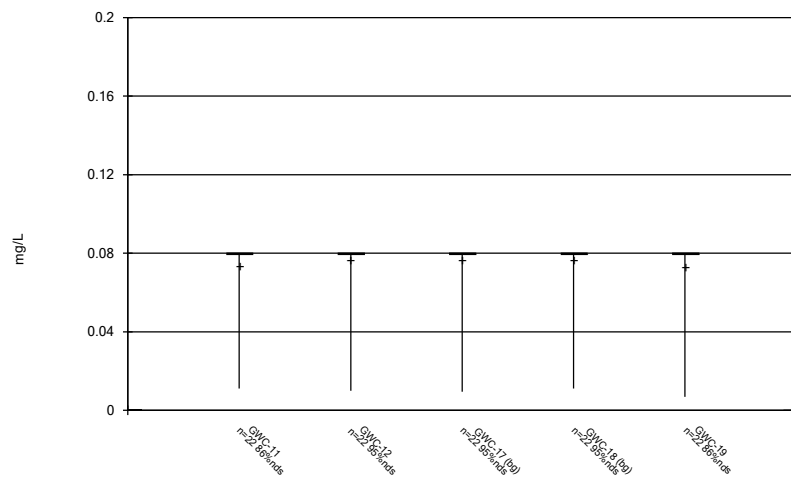
Constituent: Boron Analysis Run 9/13/2023 2:48 PM View: Constituents View  
Plant McIntosh Client: Southern Company Data: McIntosh LF4 CCR

Box & Whiskers Plot



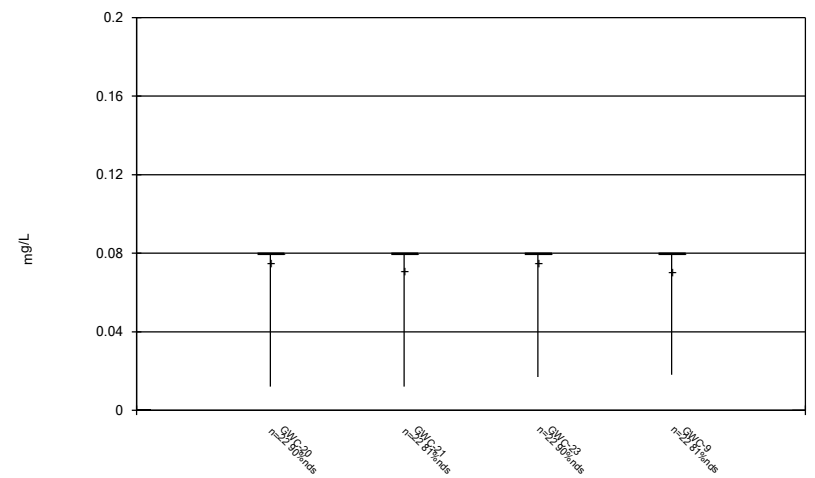
Constituent: Boron Analysis Run 9/13/2023 2:48 PM View: Constituents View  
Plant McIntosh Client: Southern Company Data: McIntosh LF4 CCR

Box & Whiskers Plot



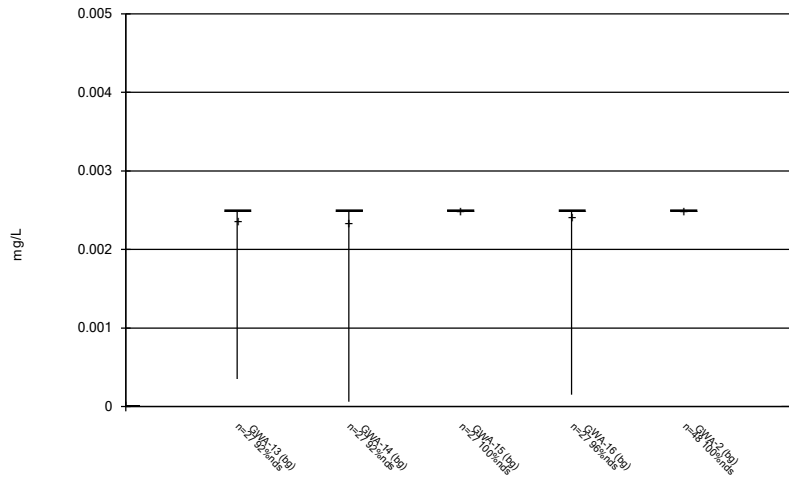
Constituent: Boron Analysis Run 9/13/2023 2:48 PM View: Constituents View  
Plant McIntosh Client: Southern Company Data: McIntosh LF4 CCR

Box & Whiskers Plot



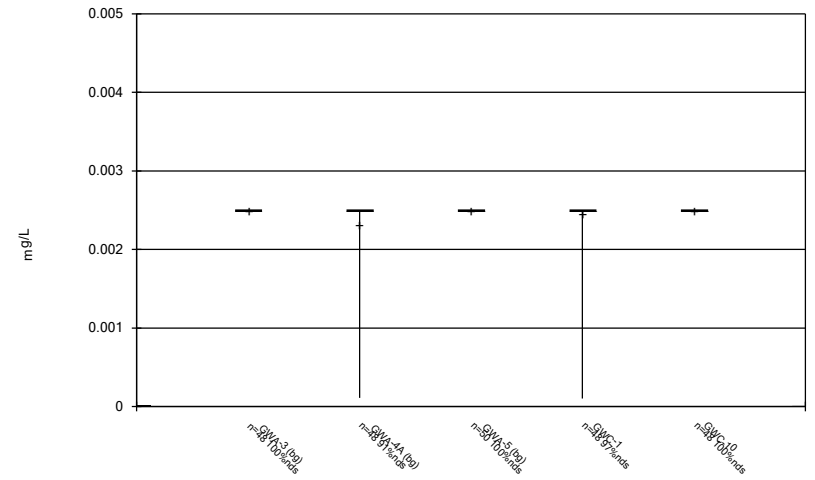
Constituent: Boron Analysis Run 9/13/2023 2:48 PM View: Constituents View  
Plant McIntosh Client: Southern Company Data: McIntosh LF4 CCR

Box & Whiskers Plot



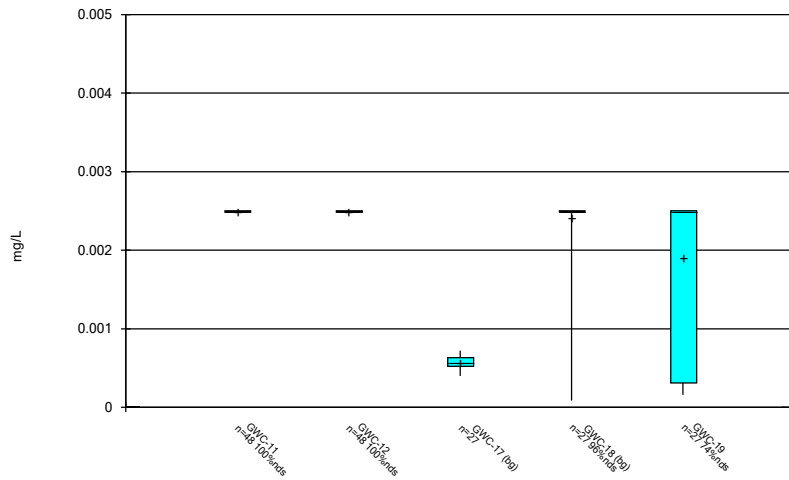
Constituent: Cadmium Analysis Run 9/13/2023 2:48 PM View: Constituents View  
Plant McIntosh Client: Southern Company Data: McIntosh LF4 CCR

Box & Whiskers Plot



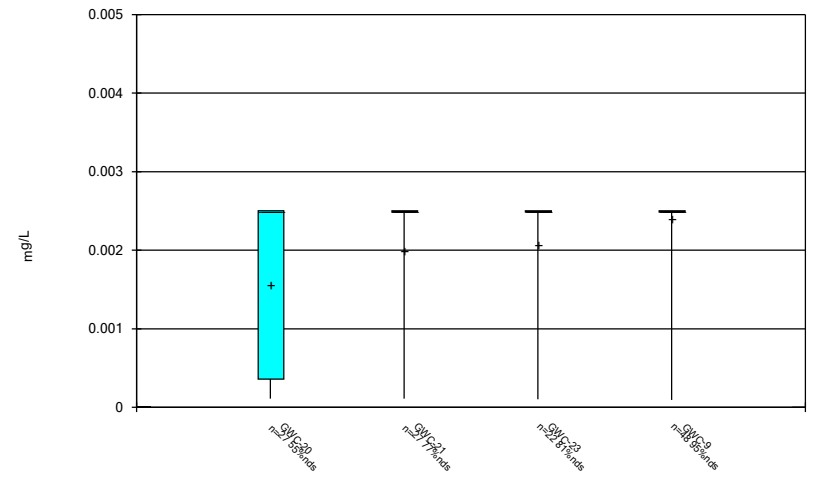
Constituent: Cadmium Analysis Run 9/13/2023 2:48 PM View: Constituents View  
Plant McIntosh Client: Southern Company Data: McIntosh LF4 CCR

Box & Whiskers Plot



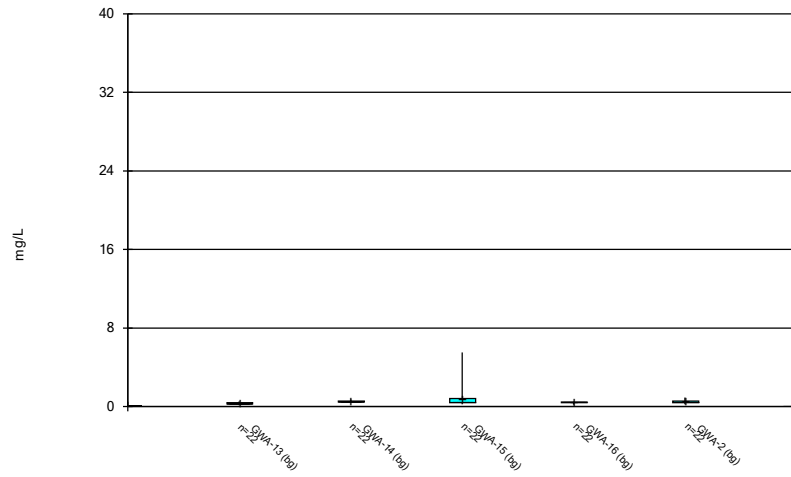
Constituent: Cadmium Analysis Run 9/13/2023 2:48 PM View: Constituents View  
Plant McIntosh Client: Southern Company Data: McIntosh LF4 CCR

Box & Whiskers Plot



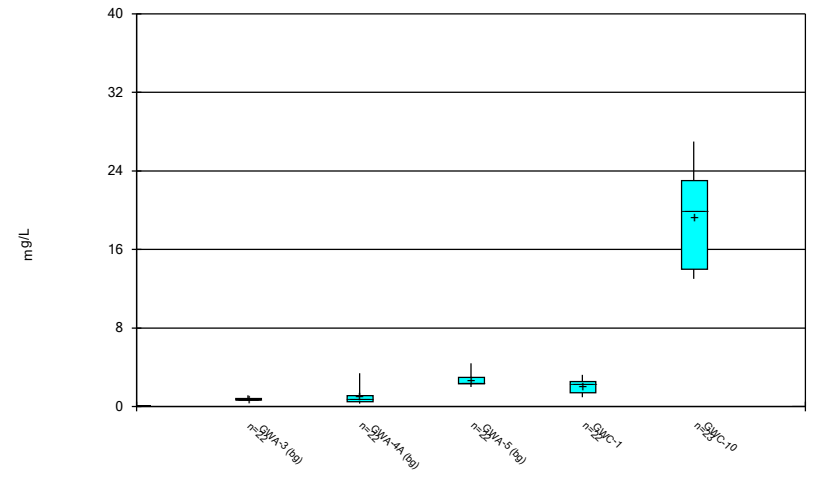
Constituent: Cadmium Analysis Run 9/13/2023 2:48 PM View: Constituents View  
Plant McIntosh Client: Southern Company Data: McIntosh LF4 CCR

Box & Whiskers Plot



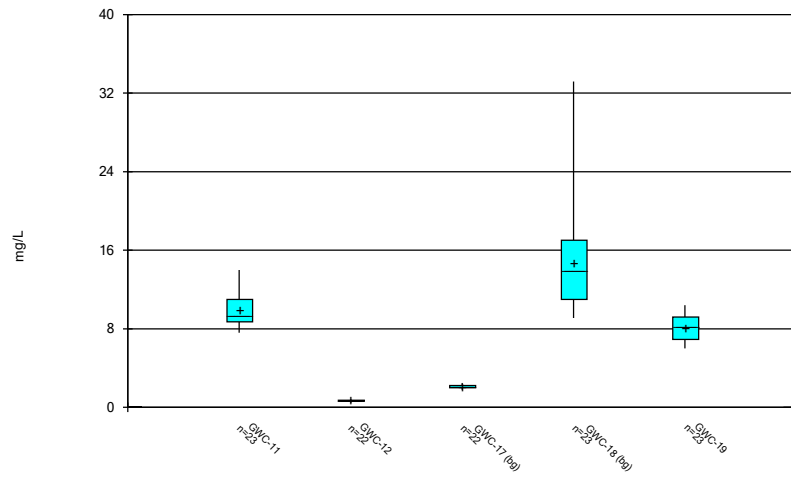
Constituent: Calcium Analysis Run 9/13/2023 2:48 PM View: Constituents View  
 Plant McIntosh Client: Southern Company Data: McIntosh LF4 CCR

Box & Whiskers Plot



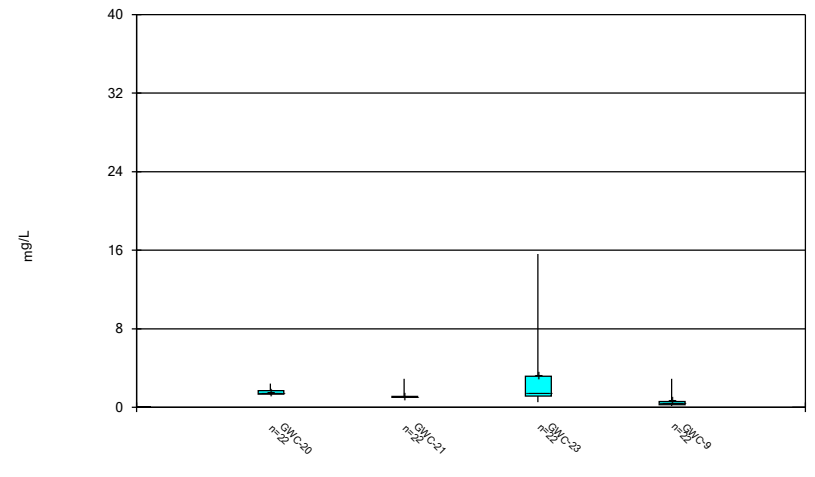
Constituent: Calcium Analysis Run 9/13/2023 2:48 PM View: Constituents View  
 Plant McIntosh Client: Southern Company Data: McIntosh LF4 CCR

Box & Whiskers Plot



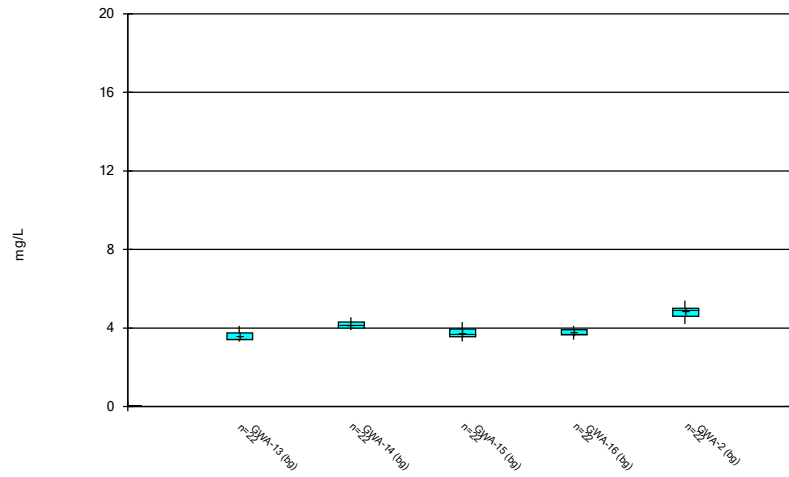
Constituent: Calcium Analysis Run 9/13/2023 2:48 PM View: Constituents View  
 Plant McIntosh Client: Southern Company Data: McIntosh LF4 CCR

Box & Whiskers Plot



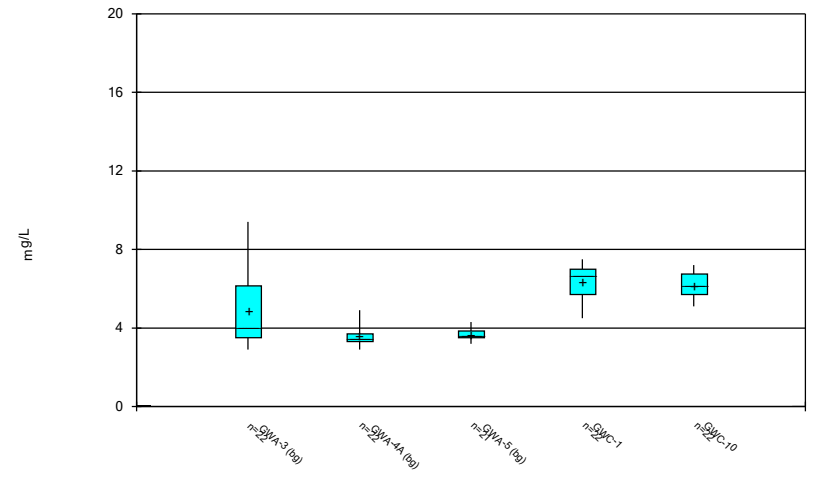
Constituent: Calcium Analysis Run 9/13/2023 2:48 PM View: Constituents View  
 Plant McIntosh Client: Southern Company Data: McIntosh LF4 CCR

Box & Whiskers Plot



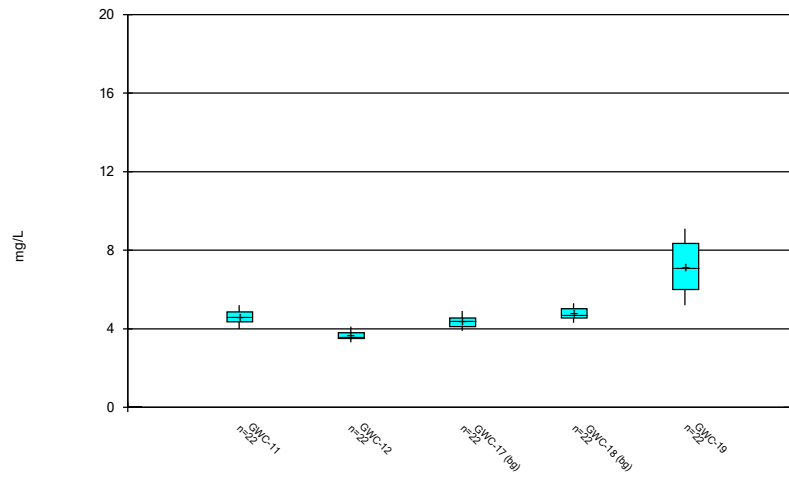
Constituent: Chloride Analysis Run 9/13/2023 2:48 PM View: Constituents View  
Plant McIntosh Client: Southern Company Data: McIntosh LF4 CCR

Box & Whiskers Plot



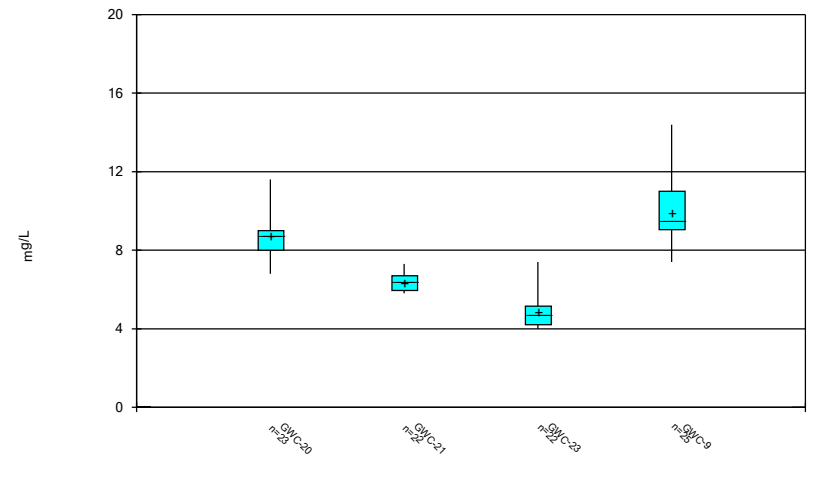
Constituent: Chloride Analysis Run 9/13/2023 2:48 PM View: Constituents View  
Plant McIntosh Client: Southern Company Data: McIntosh LF4 CCR

Box & Whiskers Plot



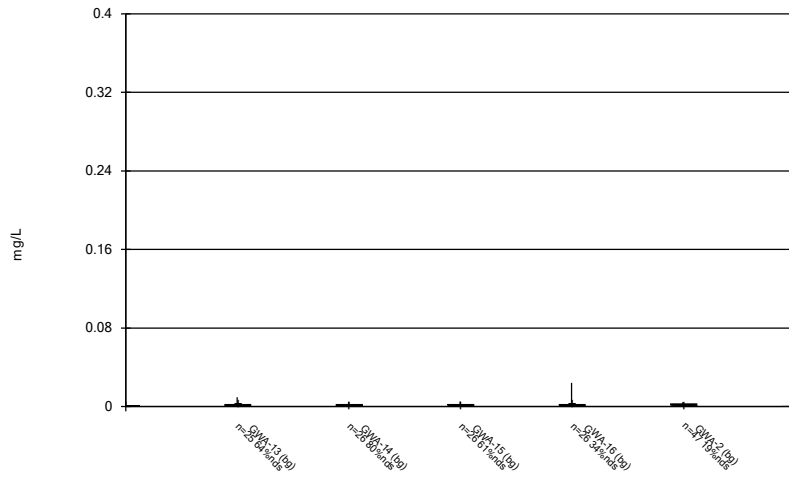
Constituent: Chloride Analysis Run 9/13/2023 2:48 PM View: Constituents View  
Plant McIntosh Client: Southern Company Data: McIntosh LF4 CCR

Box & Whiskers Plot



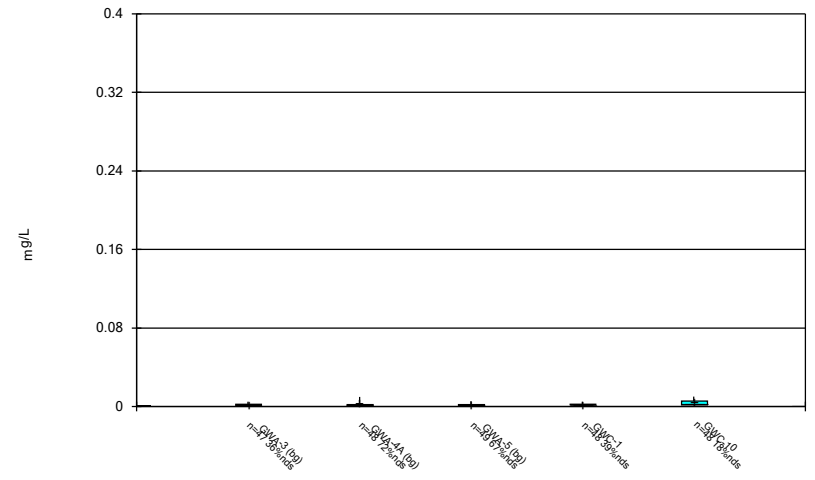
Constituent: Chloride Analysis Run 9/13/2023 2:48 PM View: Constituents View  
Plant McIntosh Client: Southern Company Data: McIntosh LF4 CCR

Box & Whiskers Plot



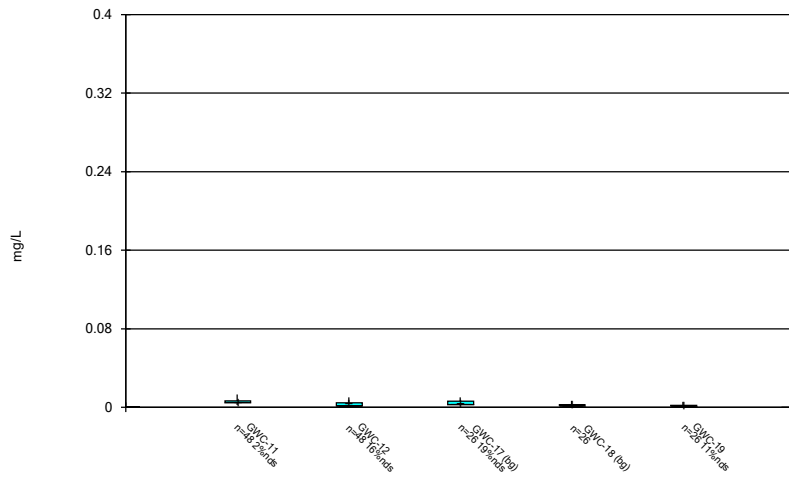
Constituent: Chromium Analysis Run 9/13/2023 2:48 PM View: Constituents View  
Plant McIntosh Client: Southern Company Data: McIntosh LF4 CCR

Box & Whiskers Plot



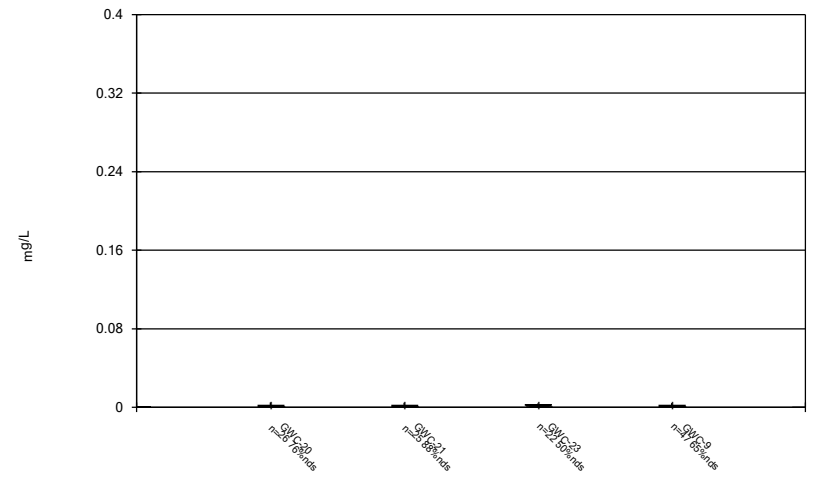
Constituent: Chromium Analysis Run 9/13/2023 2:48 PM View: Constituents View  
Plant McIntosh Client: Southern Company Data: McIntosh LF4 CCR

Box & Whiskers Plot



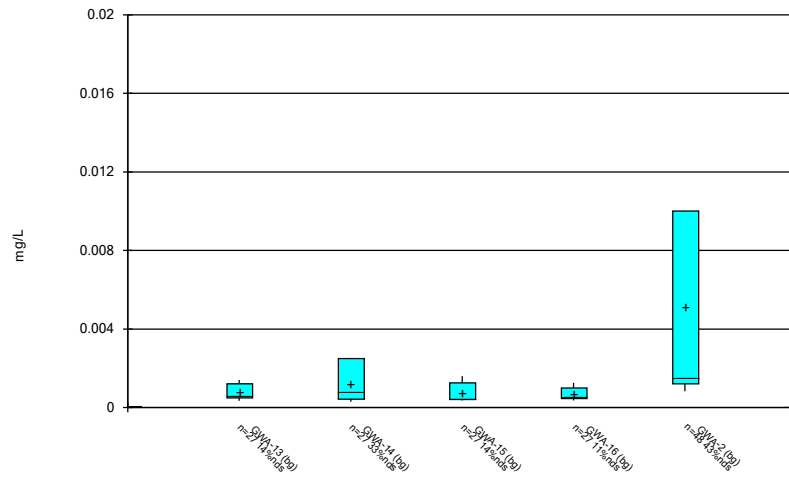
Constituent: Chromium Analysis Run 9/13/2023 2:48 PM View: Constituents View  
Plant McIntosh Client: Southern Company Data: McIntosh LF4 CCR

Box & Whiskers Plot



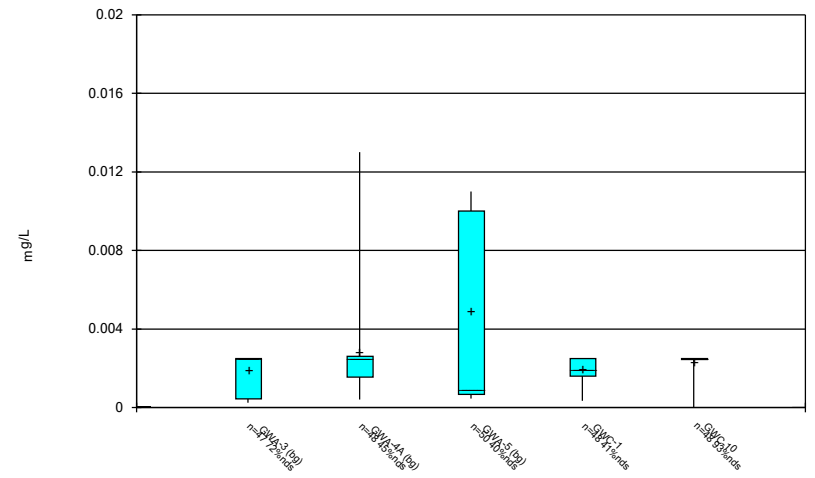
Constituent: Chromium Analysis Run 9/13/2023 2:48 PM View: Constituents View  
Plant McIntosh Client: Southern Company Data: McIntosh LF4 CCR

Box & Whiskers Plot



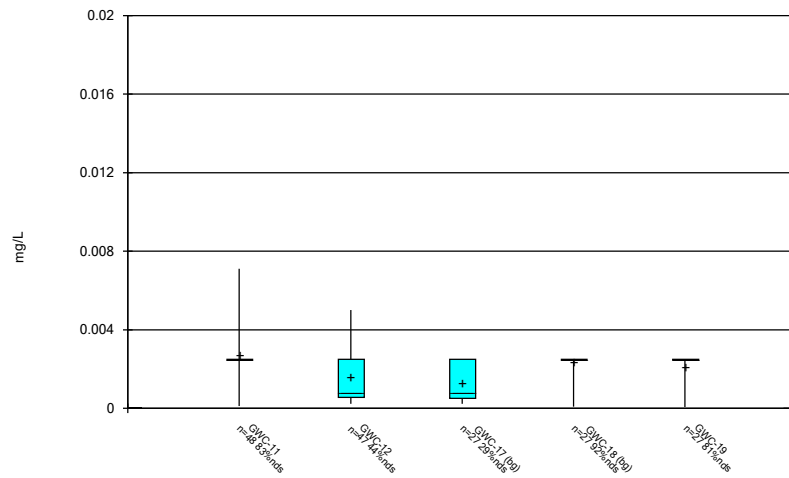
Constituent: Cobalt Analysis Run 9/13/2023 2:49 PM View: Constituents View  
Plant McIntosh Client: Southern Company Data: McIntosh LF4 CCR

Box & Whiskers Plot



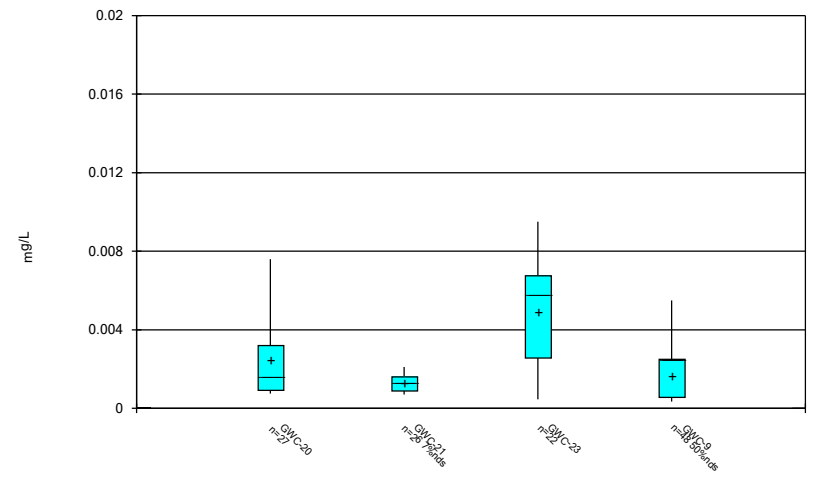
Constituent: Cobalt Analysis Run 9/13/2023 2:49 PM View: Constituents View  
Plant McIntosh Client: Southern Company Data: McIntosh LF4 CCR

Box & Whiskers Plot



Constituent: Cobalt Analysis Run 9/13/2023 2:49 PM View: Constituents View  
Plant McIntosh Client: Southern Company Data: McIntosh LF4 CCR

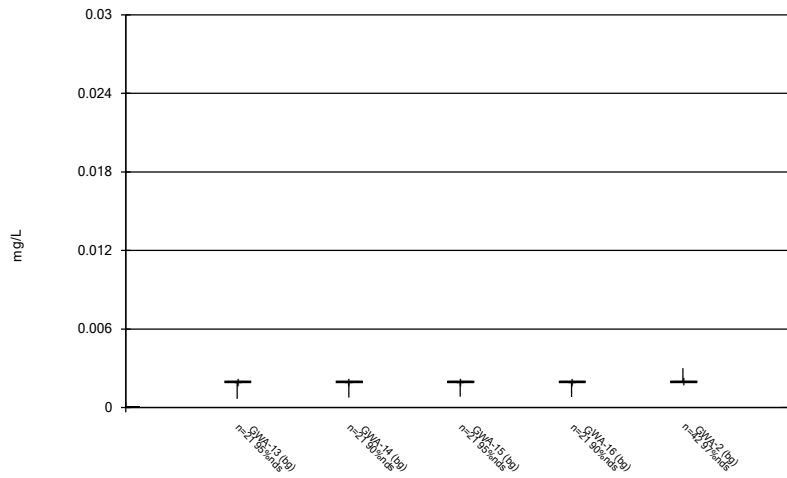
Box & Whiskers Plot



Constituent: Cobalt Analysis Run 9/13/2023 2:49 PM View: Constituents View  
Plant McIntosh Client: Southern Company Data: McIntosh LF4 CCR

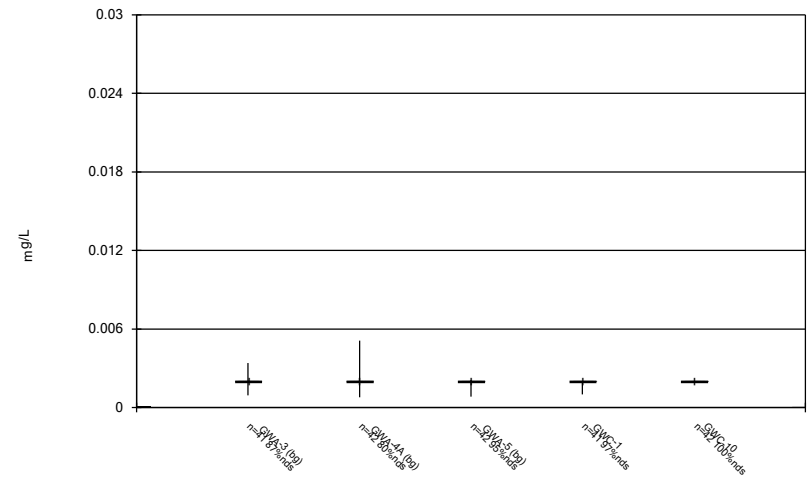


Box & Whiskers Plot



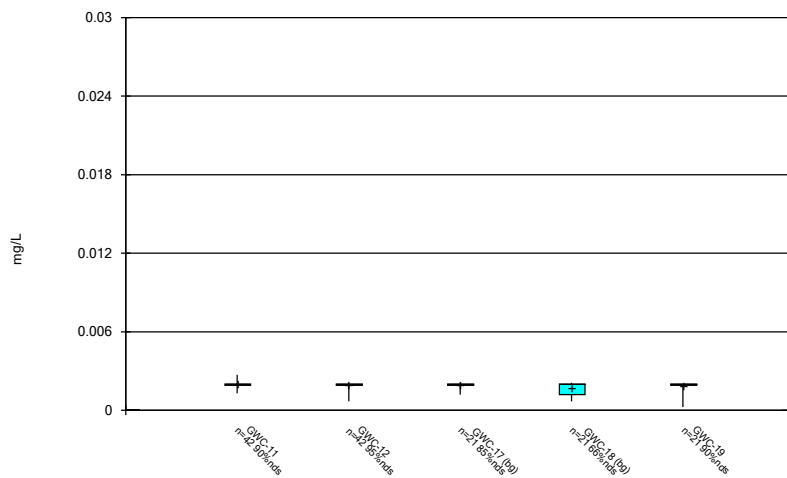
Constituent: Copper Analysis Run 9/13/2023 2:49 PM View: Constituents View  
 Plant McIntosh Client: Southern Company Data: McIntosh LF4 CCR

Box & Whiskers Plot



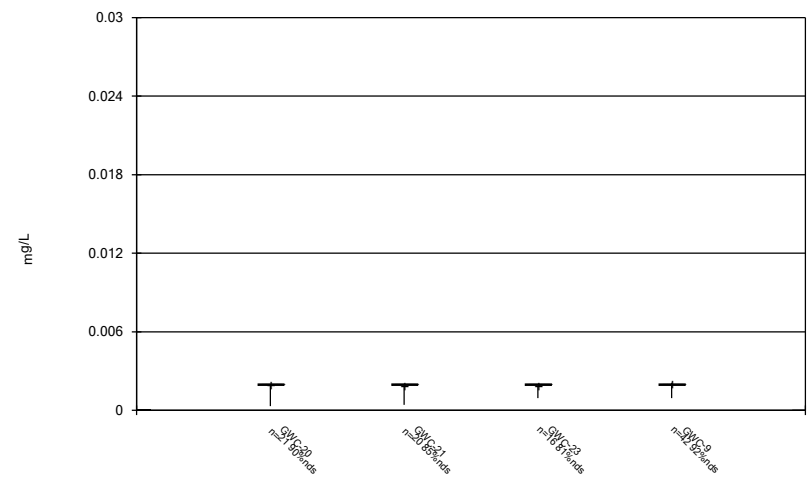
Constituent: Copper Analysis Run 9/13/2023 2:49 PM View: Constituents View  
 Plant McIntosh Client: Southern Company Data: McIntosh LF4 CCR

Box & Whiskers Plot



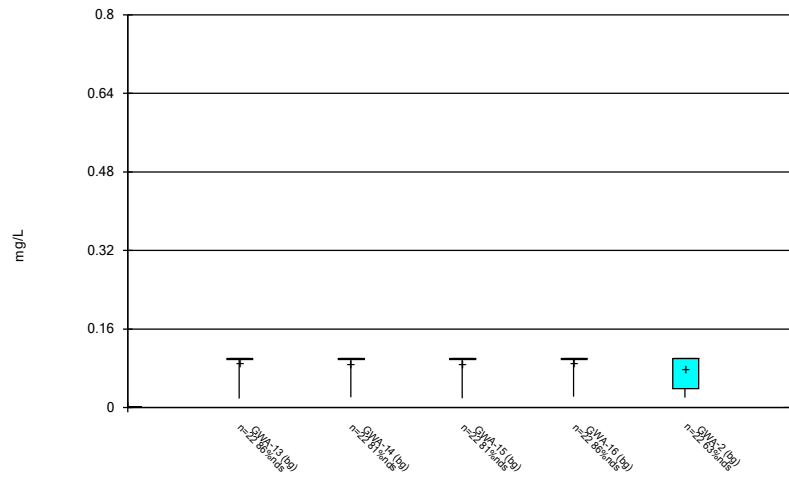
Constituent: Copper Analysis Run 9/13/2023 2:49 PM View: Constituents View  
 Plant McIntosh Client: Southern Company Data: McIntosh LF4 CCR

Box & Whiskers Plot



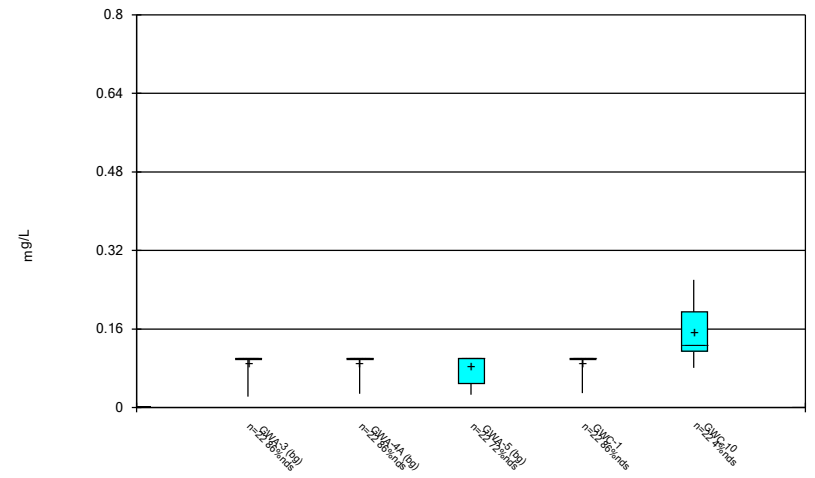
Constituent: Copper Analysis Run 9/13/2023 2:49 PM View: Constituents View  
 Plant McIntosh Client: Southern Company Data: McIntosh LF4 CCR

Box & Whiskers Plot



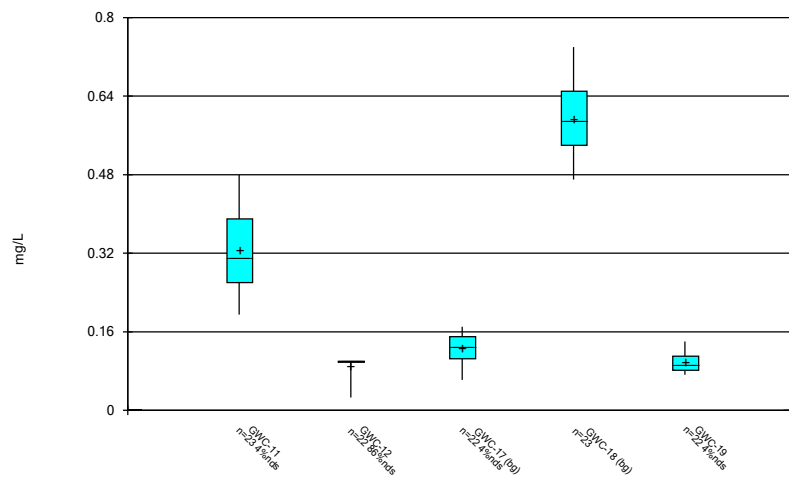
Constituent: Fluoride Analysis Run 9/13/2023 2:49 PM View: Constituents View  
 Plant McIntosh Client: Southern Company Data: McIntosh LF4 CCR

Box & Whiskers Plot



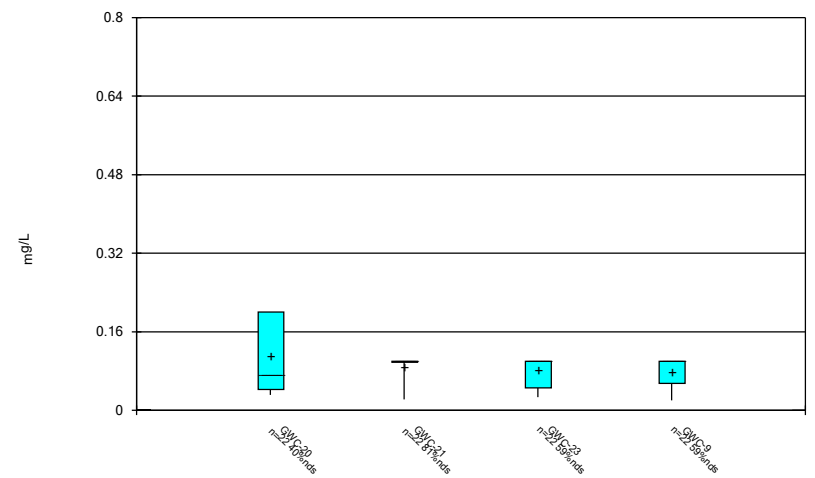
Constituent: Fluoride Analysis Run 9/13/2023 2:49 PM View: Constituents View  
 Plant McIntosh Client: Southern Company Data: McIntosh LF4 CCR

Box & Whiskers Plot



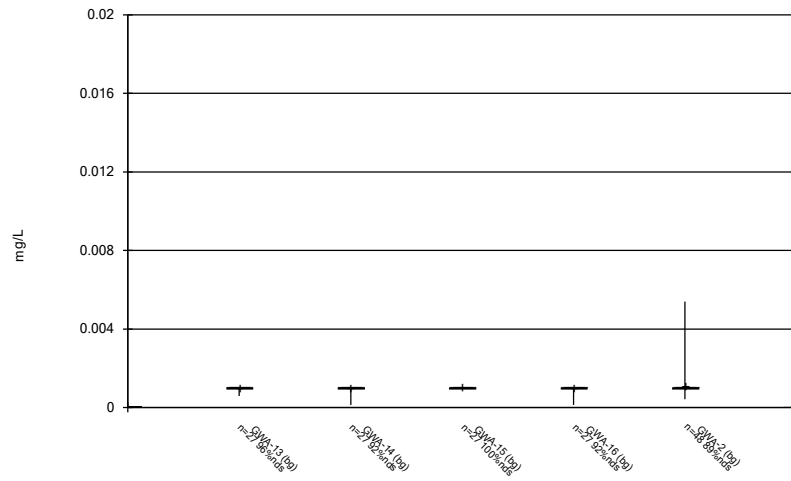
Constituent: Fluoride Analysis Run 9/13/2023 2:49 PM View: Constituents View  
 Plant McIntosh Client: Southern Company Data: McIntosh LF4 CCR

Box & Whiskers Plot



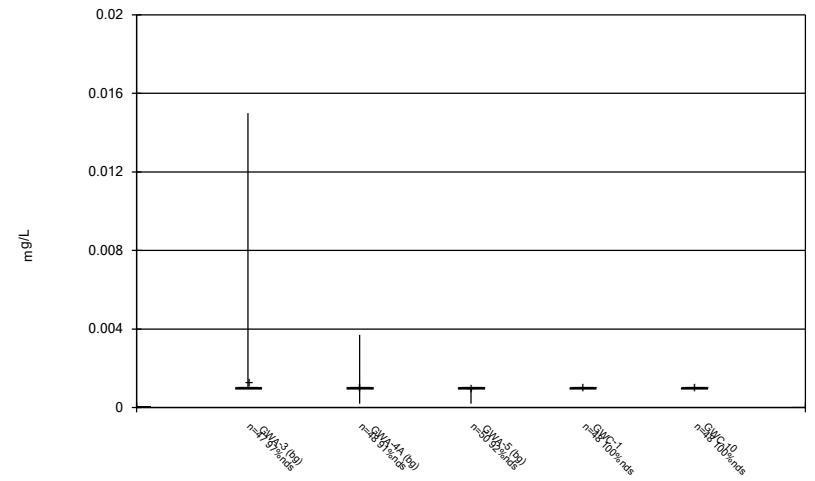
Constituent: Fluoride Analysis Run 9/13/2023 2:49 PM View: Constituents View  
 Plant McIntosh Client: Southern Company Data: McIntosh LF4 CCR

Box & Whiskers Plot



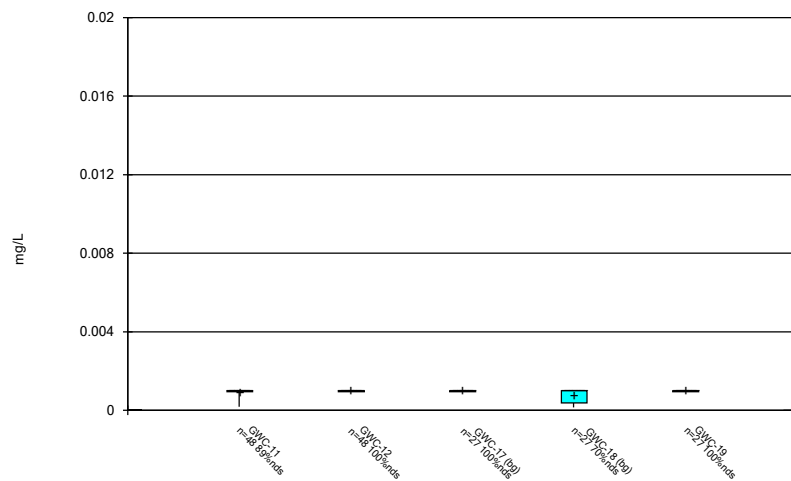
Constituent: Lead Analysis Run 9/13/2023 2:49 PM View: Constituents View  
 Plant McIntosh Client: Southern Company Data: McIntosh LF4 CCR

Box & Whiskers Plot



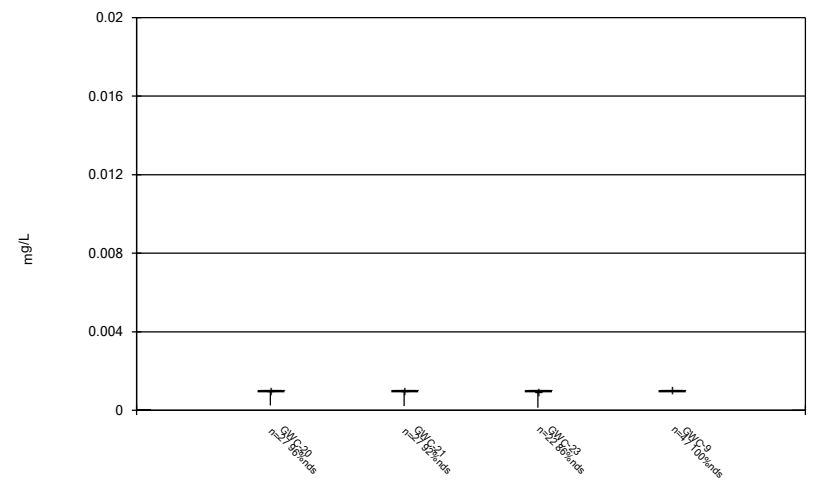
Constituent: Lead Analysis Run 9/13/2023 2:49 PM View: Constituents View  
 Plant McIntosh Client: Southern Company Data: McIntosh LF4 CCR

Box & Whiskers Plot



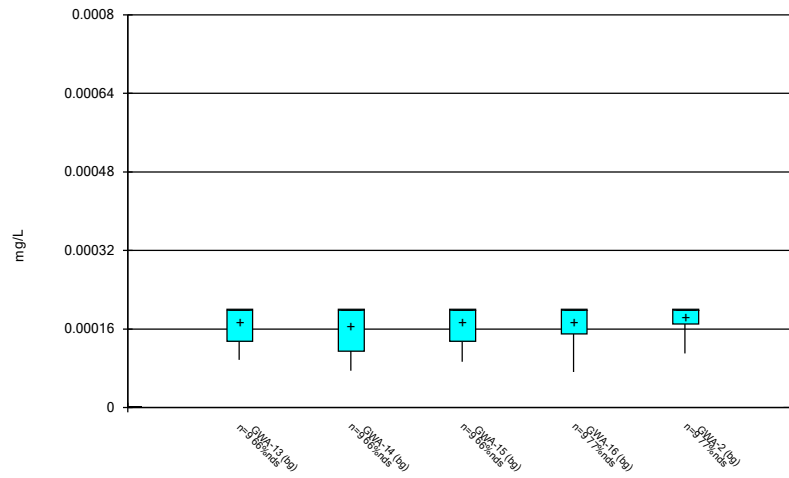
Constituent: Lead Analysis Run 9/13/2023 2:49 PM View: Constituents View  
 Plant McIntosh Client: Southern Company Data: McIntosh LF4 CCR

Box & Whiskers Plot



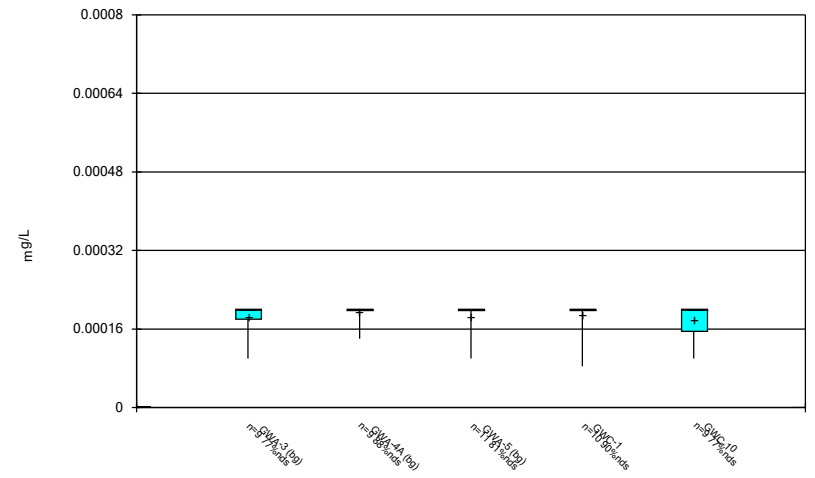
Constituent: Lead Analysis Run 9/13/2023 2:49 PM View: Constituents View  
 Plant McIntosh Client: Southern Company Data: McIntosh LF4 CCR

Box & Whiskers Plot



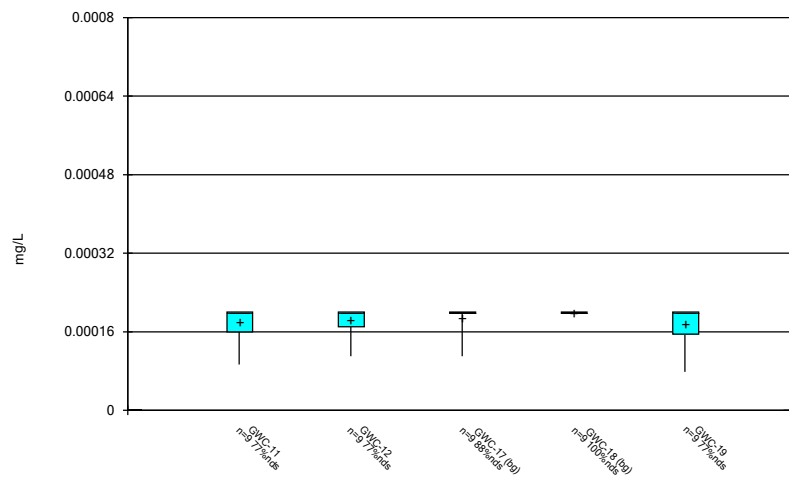
Constituent: Mercury Analysis Run 9/13/2023 2:49 PM View: Constituents View  
 Plant McIntosh Client: Southern Company Data: McIntosh LF4 CCR

Box & Whiskers Plot



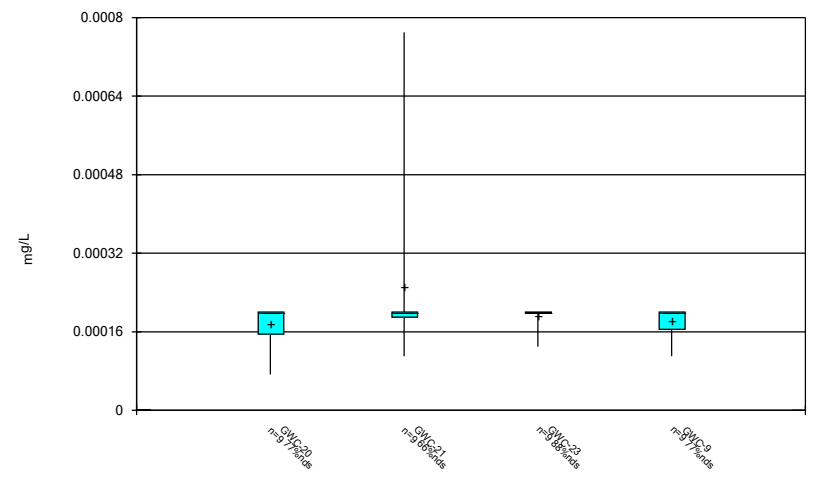
Constituent: Mercury Analysis Run 9/13/2023 2:49 PM View: Constituents View  
 Plant McIntosh Client: Southern Company Data: McIntosh LF4 CCR

Box & Whiskers Plot



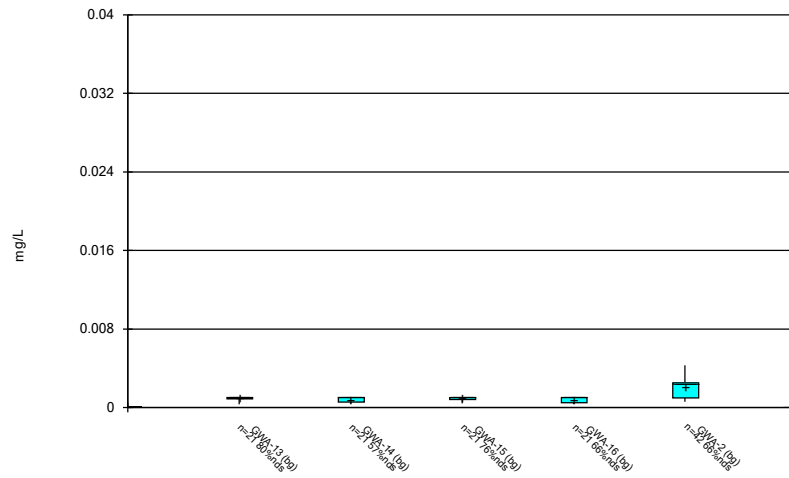
Constituent: Mercury Analysis Run 9/13/2023 2:49 PM View: Constituents View  
 Plant McIntosh Client: Southern Company Data: McIntosh LF4 CCR

Box & Whiskers Plot



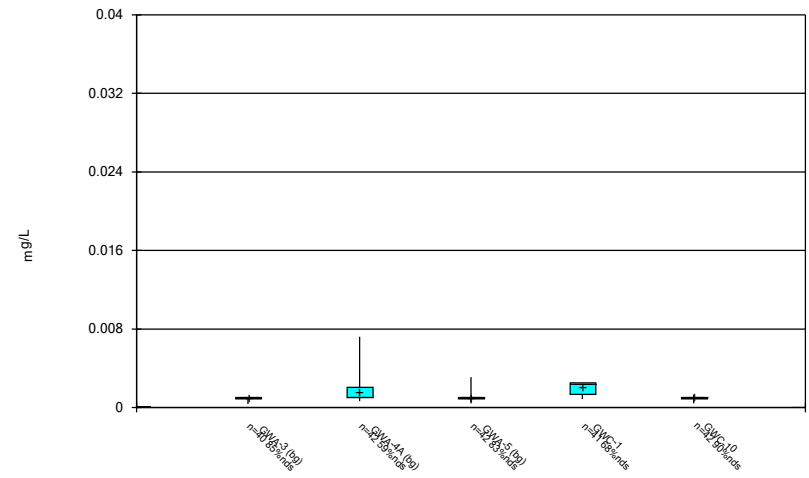
Constituent: Mercury Analysis Run 9/13/2023 2:49 PM View: Constituents View  
 Plant McIntosh Client: Southern Company Data: McIntosh LF4 CCR

Box & Whiskers Plot



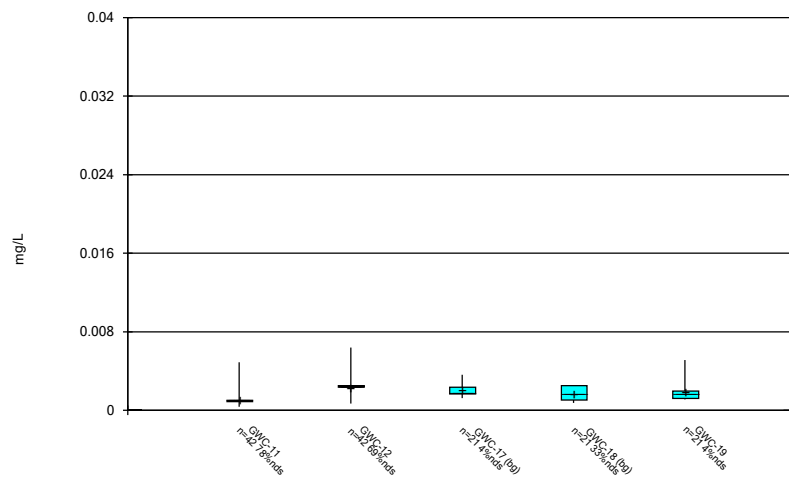
Constituent: Nickel Analysis Run 9/13/2023 2:49 PM View: Constituents View  
Plant McIntosh Client: Southern Company Data: McIntosh LF4 CCR

Box & Whiskers Plot



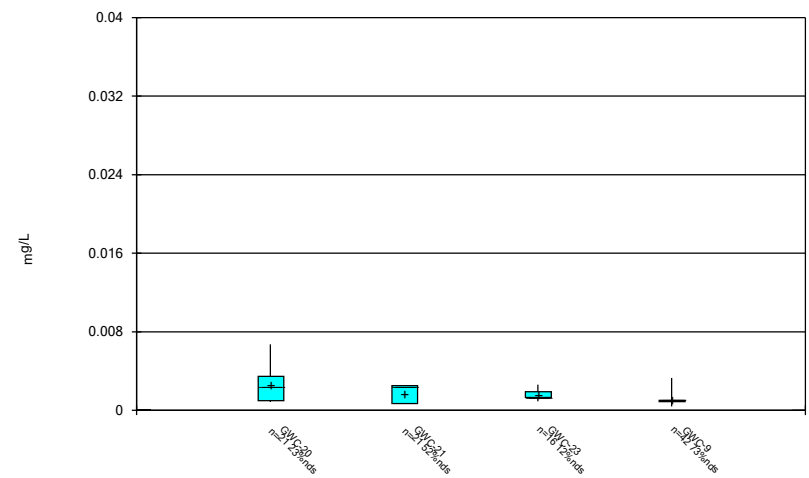
Constituent: Nickel Analysis Run 9/13/2023 2:49 PM View: Constituents View  
Plant McIntosh Client: Southern Company Data: McIntosh LF4 CCR

Box & Whiskers Plot



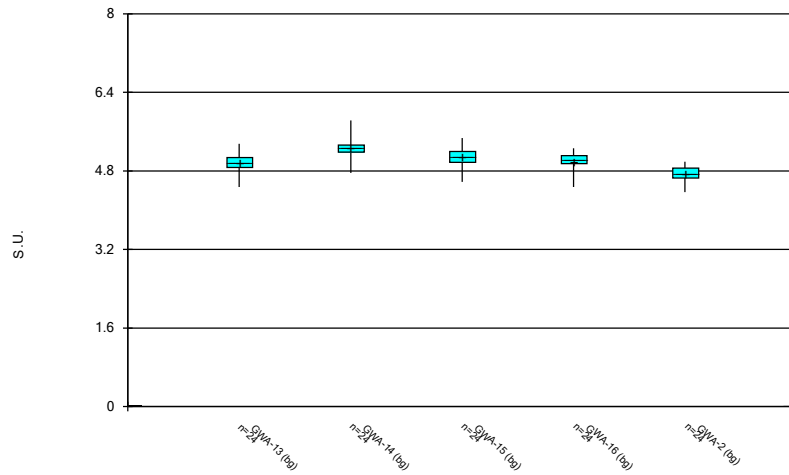
Constituent: Nickel Analysis Run 9/13/2023 2:49 PM View: Constituents View  
Plant McIntosh Client: Southern Company Data: McIntosh LF4 CCR

Box & Whiskers Plot



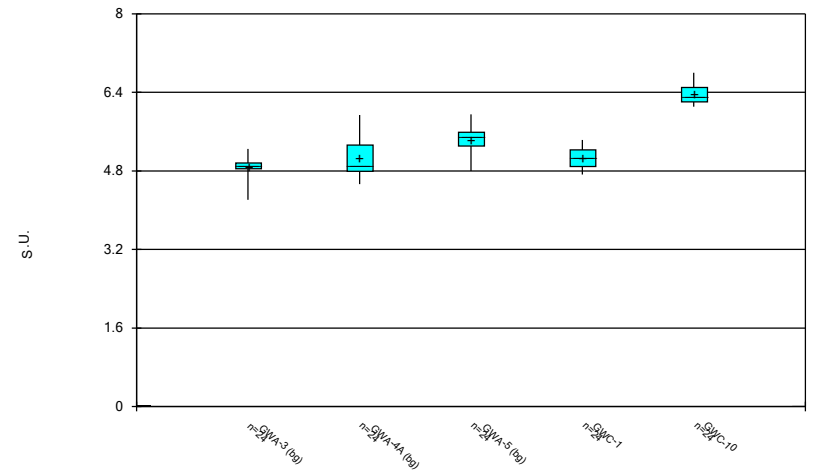
Constituent: Nickel Analysis Run 9/13/2023 2:49 PM View: Constituents View  
Plant McIntosh Client: Southern Company Data: McIntosh LF4 CCR

Box & Whiskers Plot



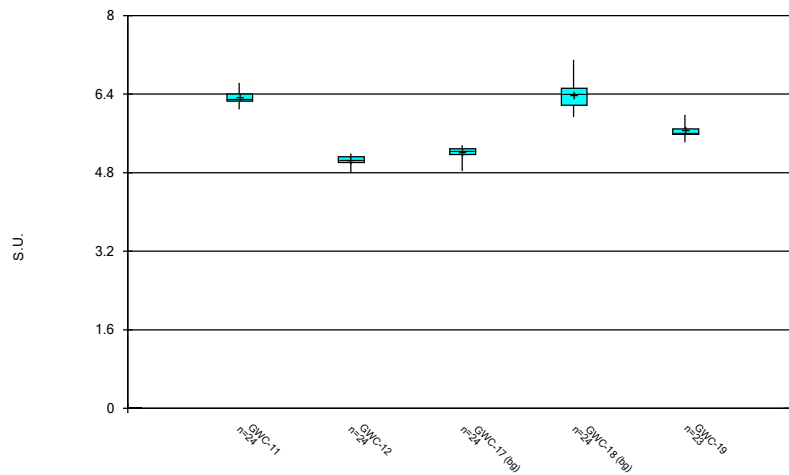
Constituent: pH Analysis Run 9/13/2023 2:49 PM View: Constituents View  
Plant McIntosh Client: Southern Company Data: McIntosh LF4 CCR

Box & Whiskers Plot



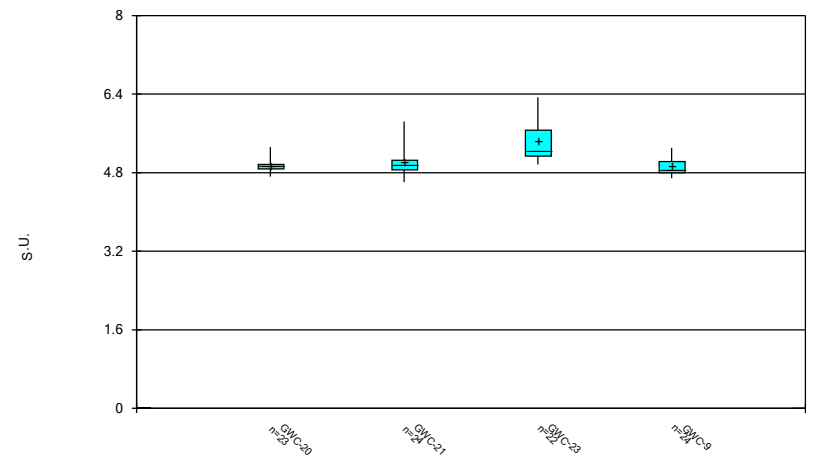
Constituent: pH Analysis Run 9/13/2023 2:49 PM View: Constituents View  
Plant McIntosh Client: Southern Company Data: McIntosh LF4 CCR

Box & Whiskers Plot



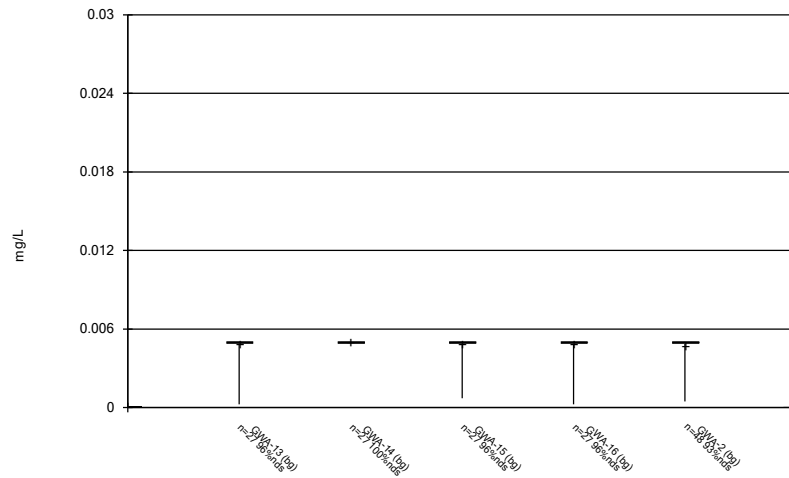
Constituent: pH Analysis Run 9/13/2023 2:49 PM View: Constituents View  
Plant McIntosh Client: Southern Company Data: McIntosh LF4 CCR

Box & Whiskers Plot



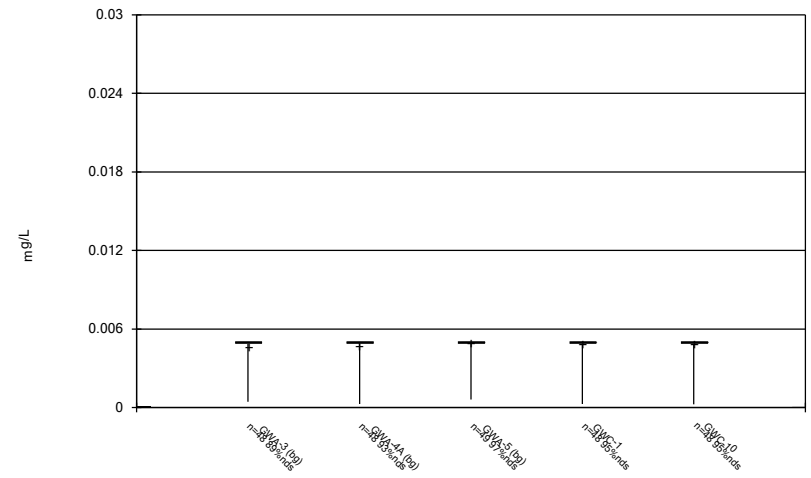
Constituent: pH Analysis Run 9/13/2023 2:49 PM View: Constituents View  
Plant McIntosh Client: Southern Company Data: McIntosh LF4 CCR

Box & Whiskers Plot



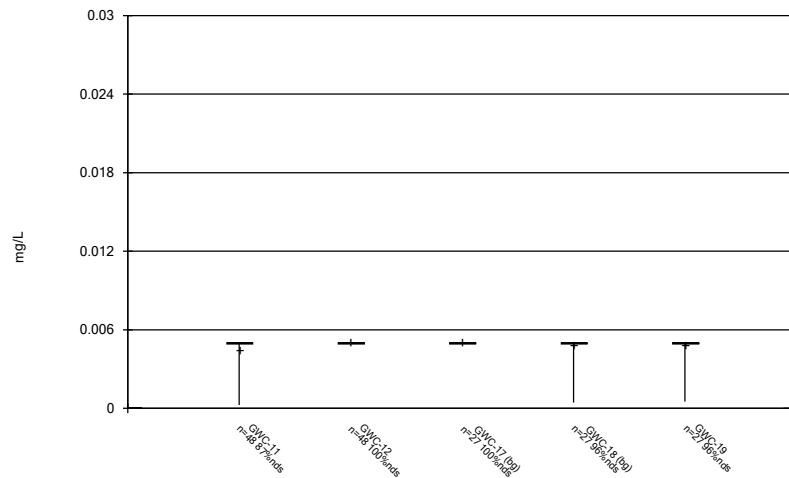
Constituent: Selenium Analysis Run 9/13/2023 2:49 PM View: Constituents View  
 Plant McIntosh Client: Southern Company Data: McIntosh LF4 CCR

Box & Whiskers Plot



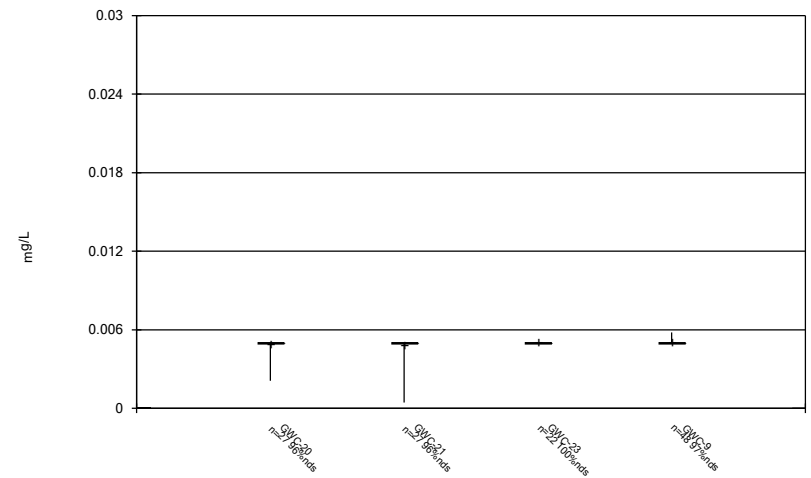
Constituent: Selenium Analysis Run 9/13/2023 2:49 PM View: Constituents View  
 Plant McIntosh Client: Southern Company Data: McIntosh LF4 CCR

Box & Whiskers Plot



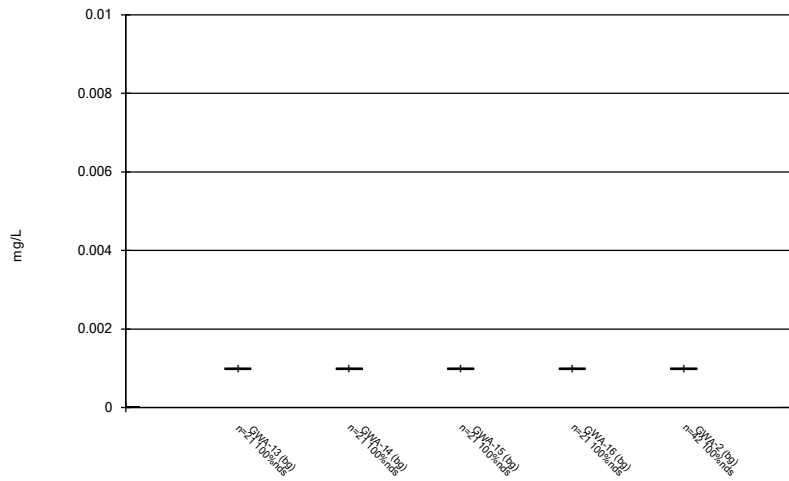
Constituent: Selenium Analysis Run 9/13/2023 2:49 PM View: Constituents View  
 Plant McIntosh Client: Southern Company Data: McIntosh LF4 CCR

Box & Whiskers Plot



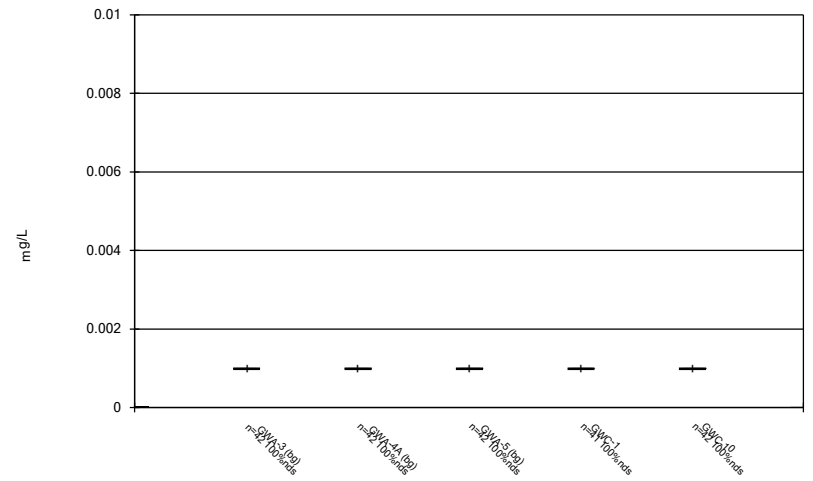
Constituent: Selenium Analysis Run 9/13/2023 2:49 PM View: Constituents View  
 Plant McIntosh Client: Southern Company Data: McIntosh LF4 CCR

Box & Whiskers Plot



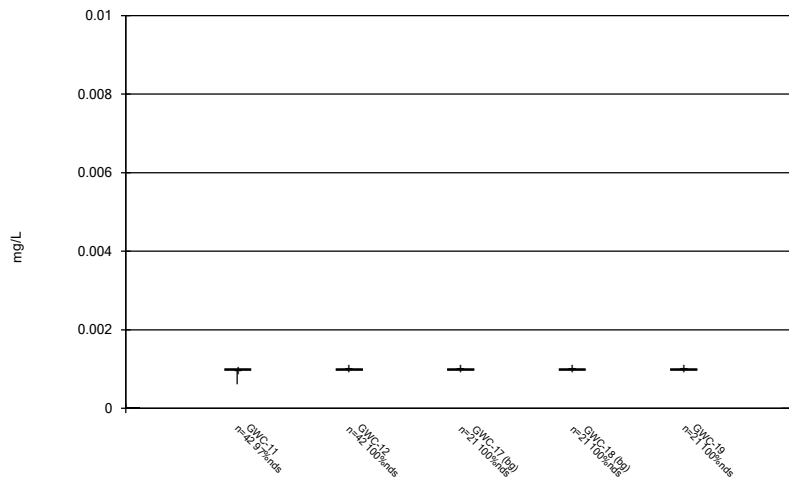
Constituent: Silver Analysis Run 9/13/2023 2:49 PM View: Constituents View  
 Plant McIntosh Client: Southern Company Data: McIntosh LF4 CCR

Box & Whiskers Plot



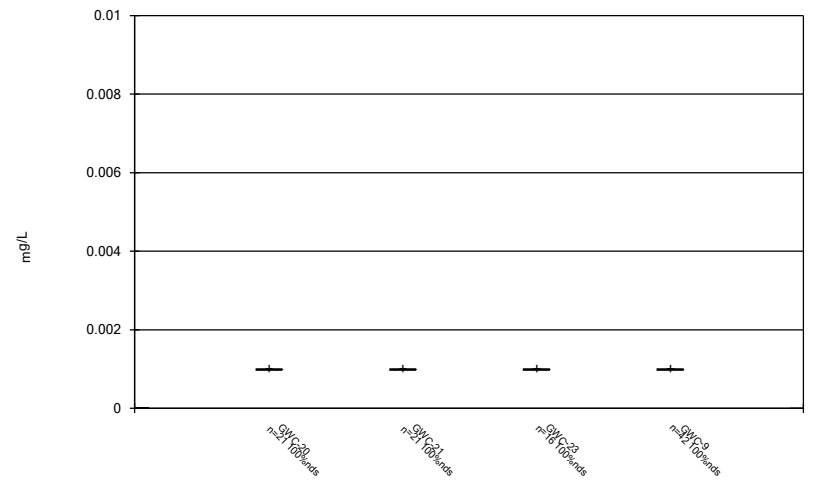
Constituent: Silver Analysis Run 9/13/2023 2:49 PM View: Constituents View  
 Plant McIntosh Client: Southern Company Data: McIntosh LF4 CCR

Box & Whiskers Plot



Constituent: Silver Analysis Run 9/13/2023 2:49 PM View: Constituents View  
 Plant McIntosh Client: Southern Company Data: McIntosh LF4 CCR

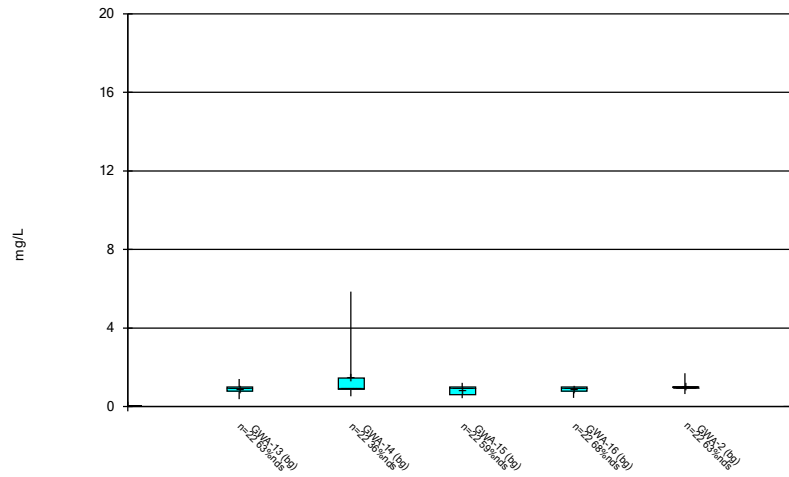
Box & Whiskers Plot



Constituent: Silver Analysis Run 9/13/2023 2:49 PM View: Constituents View  
 Plant McIntosh Client: Southern Company Data: McIntosh LF4 CCR

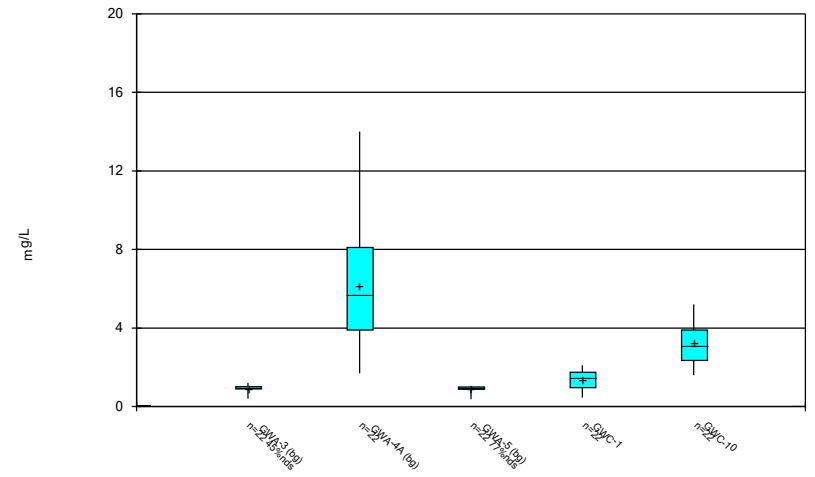


Box & Whiskers Plot



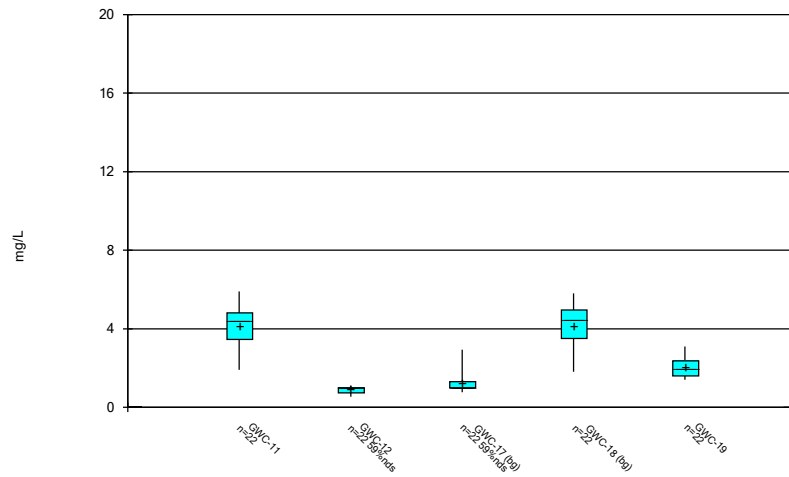
Constituent: Sulfate Analysis Run 9/13/2023 2:49 PM View: Constituents View  
 Plant McIntosh Client: Southern Company Data: McIntosh LF4 CCR

Box & Whiskers Plot



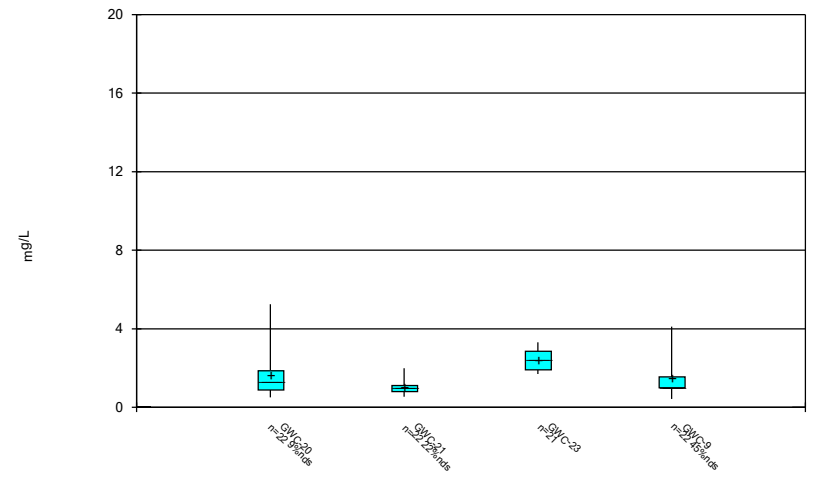
Constituent: Sulfate Analysis Run 9/13/2023 2:49 PM View: Constituents View  
 Plant McIntosh Client: Southern Company Data: McIntosh LF4 CCR

Box & Whiskers Plot



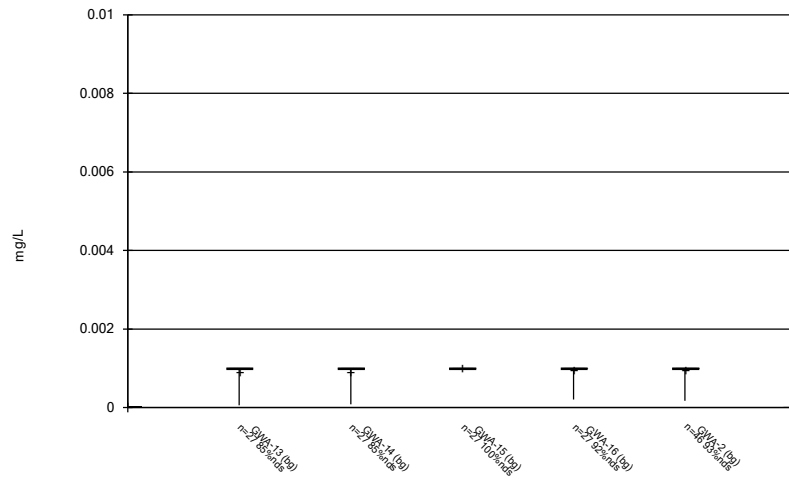
Constituent: Sulfate Analysis Run 9/13/2023 2:49 PM View: Constituents View  
 Plant McIntosh Client: Southern Company Data: McIntosh LF4 CCR

Box & Whiskers Plot



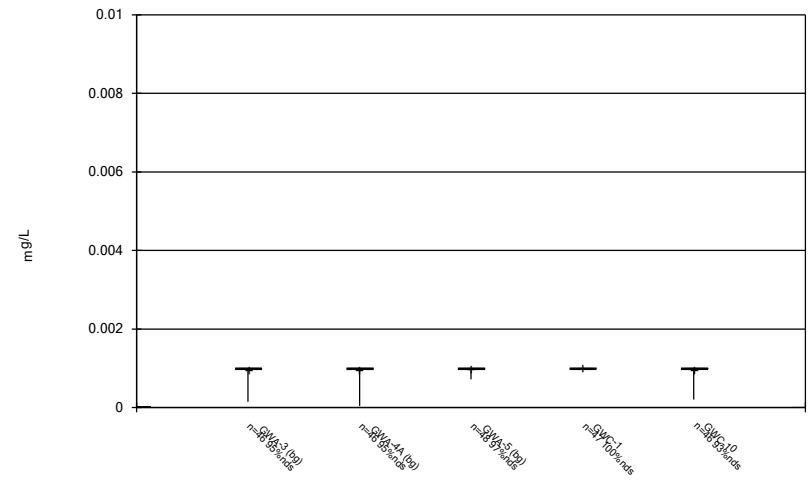
Constituent: Sulfate Analysis Run 9/13/2023 2:49 PM View: Constituents View  
 Plant McIntosh Client: Southern Company Data: McIntosh LF4 CCR

Box & Whiskers Plot



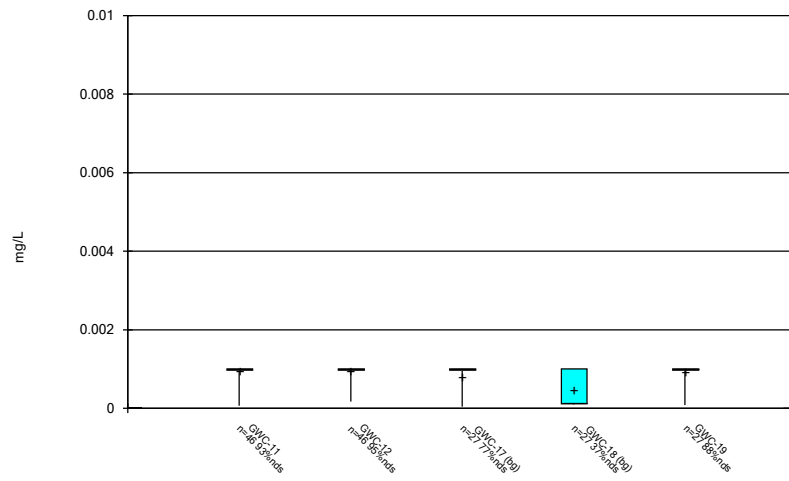
Constituent: Thallium Analysis Run 9/13/2023 2:49 PM View: Constituents View  
Plant McIntosh Client: Southern Company Data: McIntosh LF4 CCR

Box & Whiskers Plot



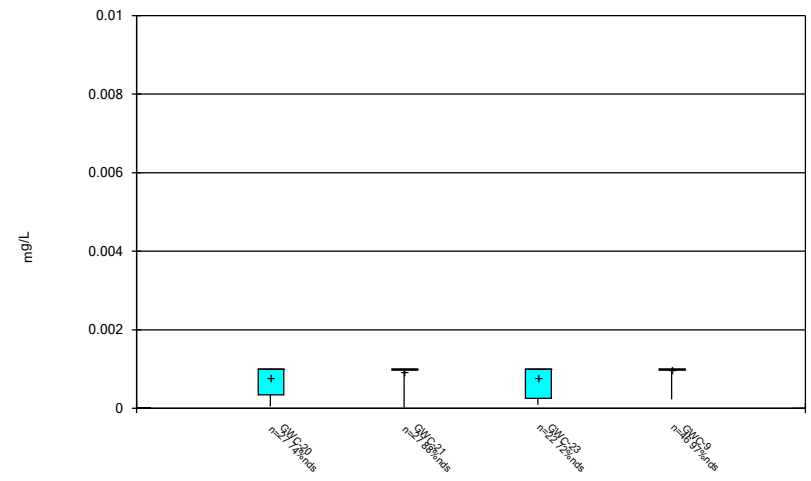
Constituent: Thallium Analysis Run 9/13/2023 2:49 PM View: Constituents View  
Plant McIntosh Client: Southern Company Data: McIntosh LF4 CCR

Box & Whiskers Plot



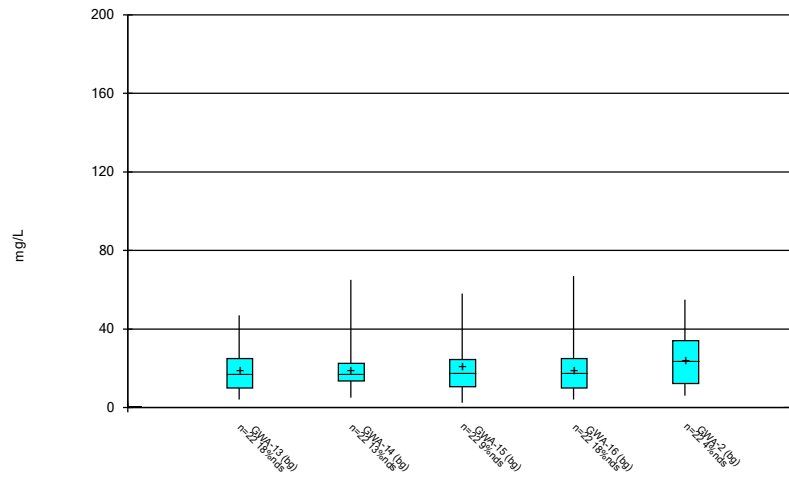
Constituent: Thallium Analysis Run 9/13/2023 2:49 PM View: Constituents View  
Plant McIntosh Client: Southern Company Data: McIntosh LF4 CCR

Box & Whiskers Plot



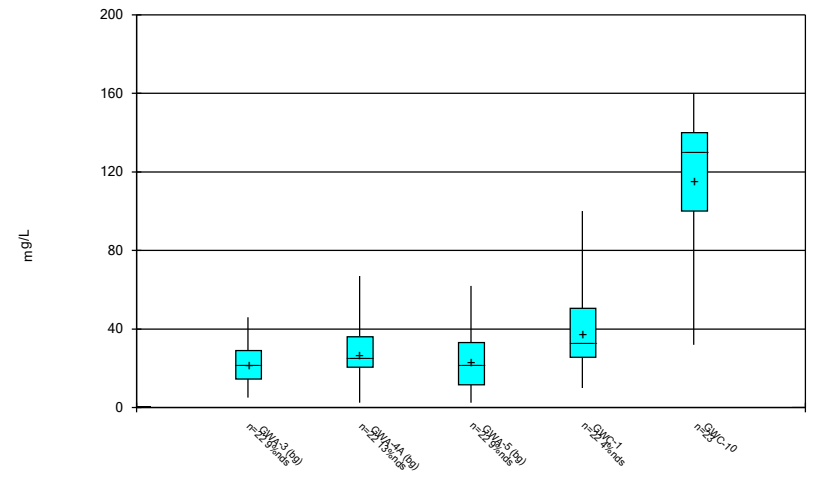
Constituent: Thallium Analysis Run 9/13/2023 2:49 PM View: Constituents View  
Plant McIntosh Client: Southern Company Data: McIntosh LF4 CCR

Box & Whiskers Plot



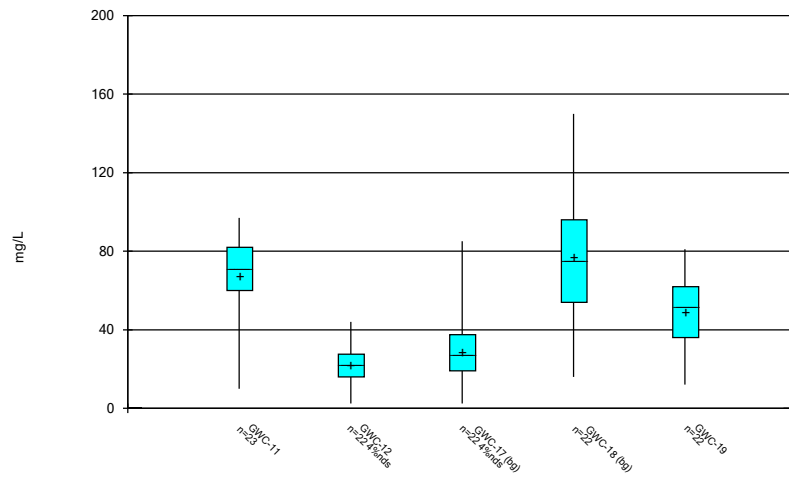
Constituent: Total Dissolved Solids Analysis Run 9/13/2023 2:49 PM View: Constituents View  
Plant McIntosh Client: Southern Company Data: McIntosh LF4 CCR

Box & Whiskers Plot



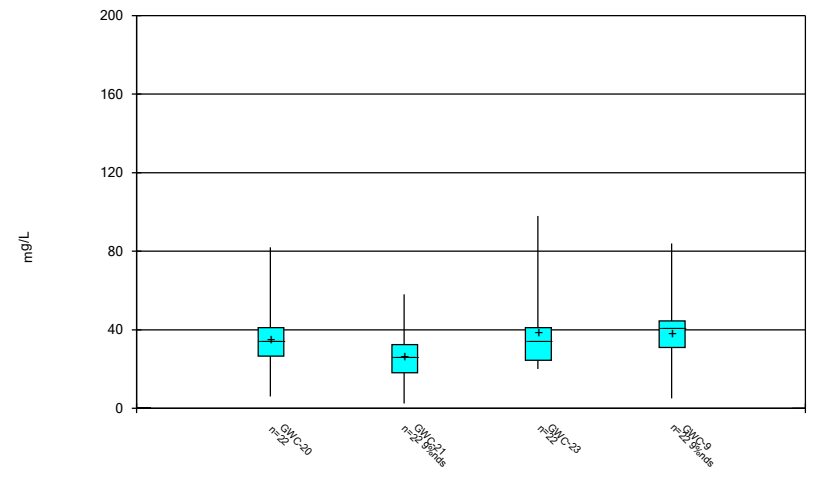
Constituent: Total Dissolved Solids Analysis Run 9/13/2023 2:49 PM View: Constituents View  
Plant McIntosh Client: Southern Company Data: McIntosh LF4 CCR

Box & Whiskers Plot



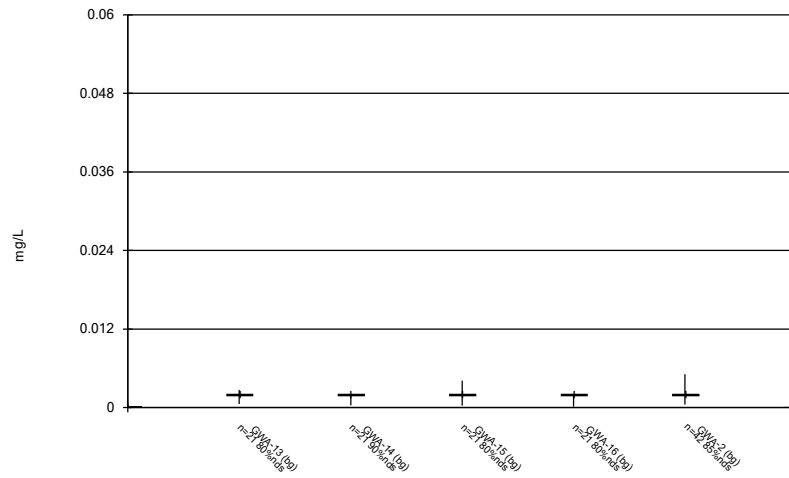
Constituent: Total Dissolved Solids Analysis Run 9/13/2023 2:49 PM View: Constituents View  
Plant McIntosh Client: Southern Company Data: McIntosh LF4 CCR

Box & Whiskers Plot



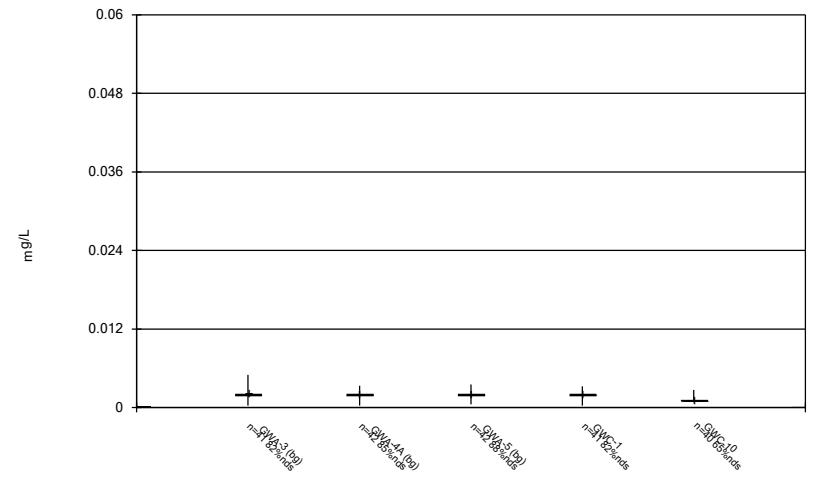
Constituent: Total Dissolved Solids Analysis Run 9/13/2023 2:49 PM View: Constituents View  
Plant McIntosh Client: Southern Company Data: McIntosh LF4 CCR

Box & Whiskers Plot



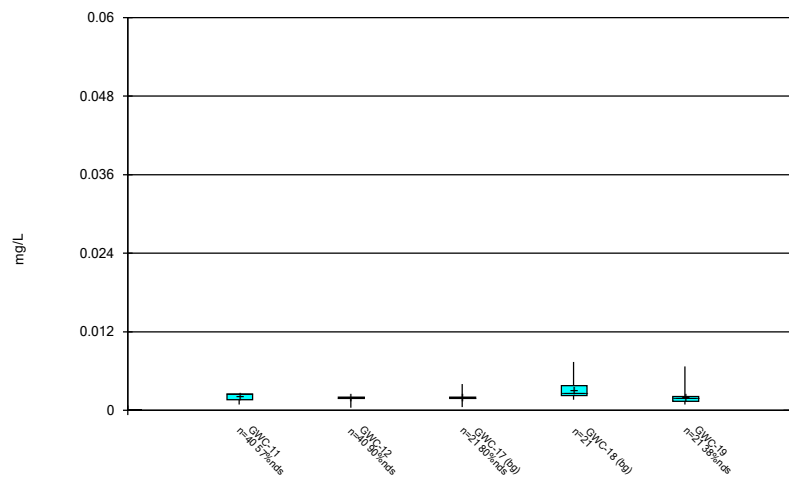
Constituent: Vanadium Analysis Run 9/13/2023 2:49 PM View: Constituents View  
 Plant McIntosh Client: Southern Company Data: McIntosh LF4 CCR

Box & Whiskers Plot



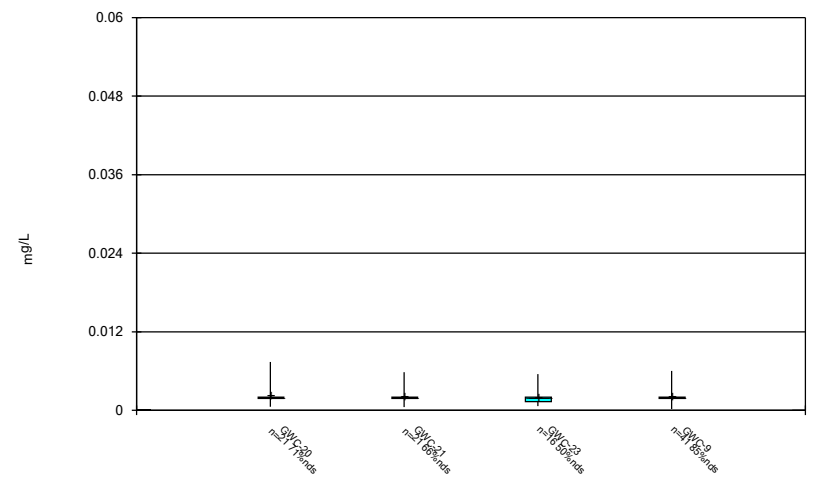
Constituent: Vanadium Analysis Run 9/13/2023 2:49 PM View: Constituents View  
 Plant McIntosh Client: Southern Company Data: McIntosh LF4 CCR

Box & Whiskers Plot



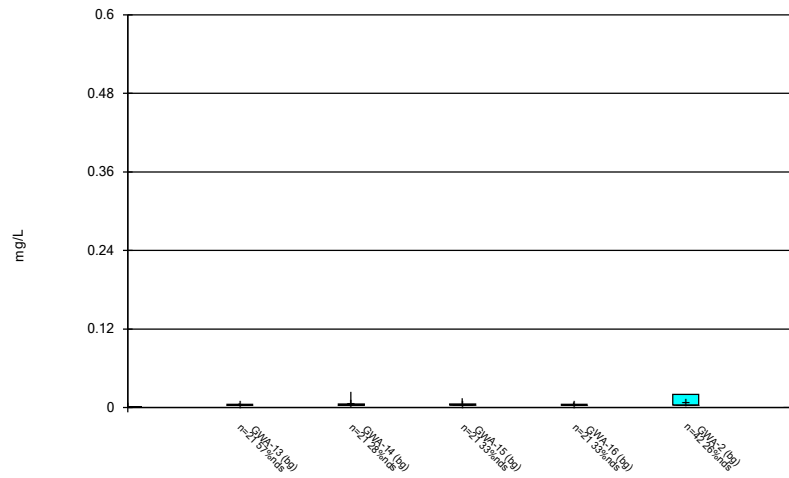
Constituent: Vanadium Analysis Run 9/13/2023 2:49 PM View: Constituents View  
 Plant McIntosh Client: Southern Company Data: McIntosh LF4 CCR

Box & Whiskers Plot



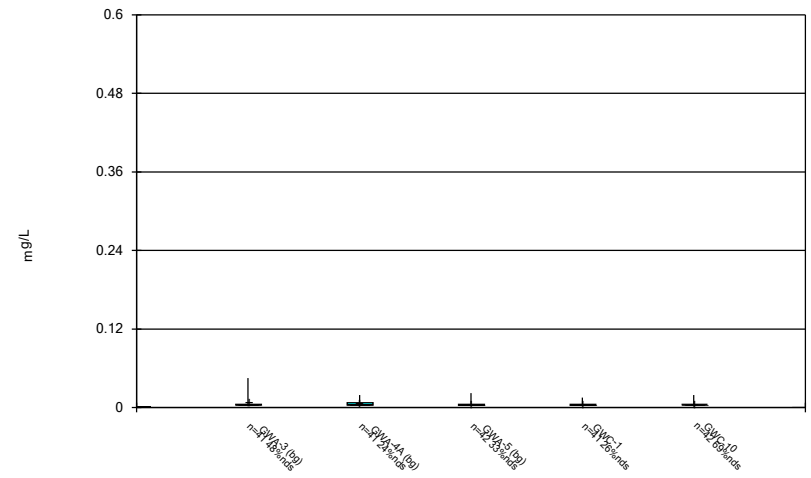
Constituent: Vanadium Analysis Run 9/13/2023 2:49 PM View: Constituents View  
 Plant McIntosh Client: Southern Company Data: McIntosh LF4 CCR

Box & Whiskers Plot



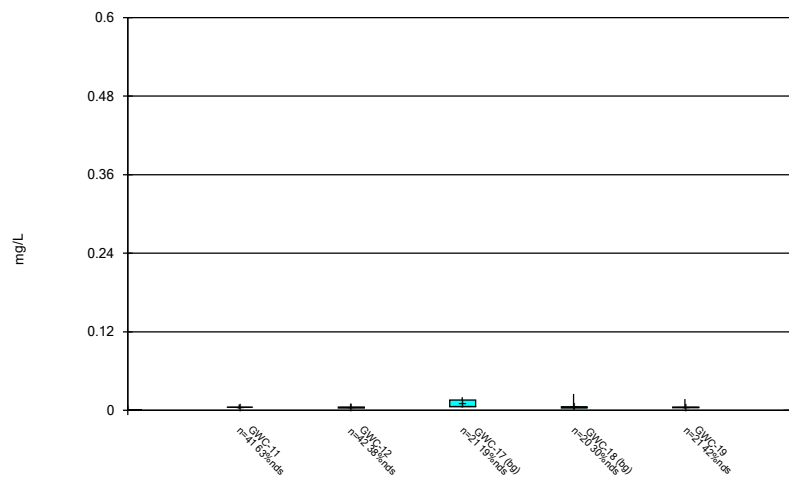
Constituent: Zinc Analysis Run 9/13/2023 2:49 PM View: Constituents View  
Plant McIntosh Client: Southern Company Data: McIntosh LF4 CCR

Box & Whiskers Plot



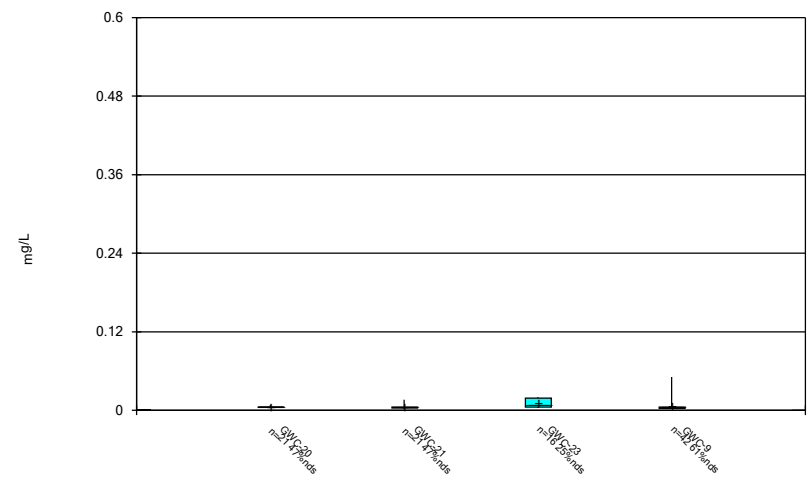
Constituent: Zinc Analysis Run 9/13/2023 2:49 PM View: Constituents View  
Plant McIntosh Client: Southern Company Data: McIntosh LF4 CCR

Box & Whiskers Plot



Constituent: Zinc Analysis Run 9/13/2023 2:49 PM View: Constituents View  
Plant McIntosh Client: Southern Company Data: McIntosh LF4 CCR

Box & Whiskers Plot



Constituent: Zinc Analysis Run 9/13/2023 2:49 PM View: Constituents View  
Plant McIntosh Client: Southern Company Data: McIntosh LF4 CCR

FIGURE C.



# Outlier Summary

Plant McIntosh Client: Southern Company Data: McIntosh LF4 CCR Printed 9/13/2023, 2:55 PM

GWA-3 Nickel (mg/L) GWA-5 Selenium (mg/L) GWC-18 Sulfate (mg/L) GWC-23 Sulfate (mg/L) GWA-3 Vanadium (mg/L) GWC-10 Vanadium (mg/L) GWC-11 Vanadium (mg/L) GWC-12 Vanadium (mg/L) GWC-9 Vanadium (mg/L) GWA-3 Zinc (mg/L)

Date	GWA-3 Nickel (mg/L)	GWA-5 Selenium (mg/L)	GWC-18 Sulfate (mg/L)	GWC-23 Sulfate (mg/L)	GWA-3 Vanadium (mg/L)	GWC-10 Vanadium (mg/L)	GWC-11 Vanadium (mg/L)	GWC-12 Vanadium (mg/L)	GWC-9 Vanadium (mg/L)	GWA-3 Zinc (mg/L)
8/25/2004										
9/11/2004	0.03 (O)									
12/7/2005										
7/6/2007										
6/20/2008						0.0093 (o)				
12/7/2008										
1/5/2011	0.025 (O)				0.056 (O)					0.057 (O)
7/11/2012										
1/19/2013										
1/14/2016										
4/20/2016										
6/16/2016			9 (O)	9.2 (o)						
9/27/2016										
1/12/2017						0.0087 (o)	0.01 (o)	0.0075 (o)		
1/13/2017									0.0091 (o)	
1/24/2017		0.025 (o)								
1/30/2019										
3/27/2019						0.0065 (o)		0.0078 (o)		
9/15/2020										

GWA-4A Zinc (mg/L) GWC-11 Zinc (mg/L) GWC-18 Zinc (mg/L)

Date	GWA-4A Zinc (mg/L)	GWC-11 Zinc (mg/L)	GWC-18 Zinc (mg/L)
8/25/2004			
9/11/2004			
12/7/2005	0.06 (O)		
7/6/2007			
6/20/2008			
12/7/2008		0.041 (O)	
1/5/2011			
7/11/2012			
1/19/2013			
1/14/2016			
4/20/2016			
6/16/2016			
9/27/2016			
1/12/2017			
1/13/2017			
1/24/2017			
1/30/2019		0.5 (o)	
3/27/2019			
9/15/2020			



FIGURE D.

# Appendix I Intrawell Prediction Limits - All Results (No Significant)

Plant McIntosh Client: Southern Company Data: McIntosh LF4 CCR Printed 9/14/2023, 8:25 AM

Constituent	Well	Upper Lim.	Lower Lim.	Date	Observ.	Sig.	Bg N	Bg Mean	Std. Dev.	%NDs	ND Adj.	Transform	Alpha	Method
Antimony (mg/L)	GWA-13	0.002	n/a	8/1/2023	0.002ND	No	23	n/a	n/a	95.65	n/a	n/a	0.003415	NP Intra (NDs) 1 of 2
Antimony (mg/L)	GWA-14	0.002	n/a	8/2/2023	0.002ND	No	23	n/a	n/a	95.65	n/a	n/a	0.003415	NP Intra (NDs) 1 of 2
Antimony (mg/L)	GWA-2	0.002	n/a	8/1/2023	0.002ND	No	44	n/a	n/a	97.73	n/a	n/a	0.0009963	NP Intra (NDs) 1 of 2
Antimony (mg/L)	GWA-3	0.0022	n/a	8/2/2023	0.002ND	No	44	n/a	n/a	95.45	n/a	n/a	0.0009963	NP Intra (NDs) 1 of 2
Antimony (mg/L)	GWC-1	0.002	n/a	8/2/2023	0.002ND	No	44	n/a	n/a	100	n/a	n/a	0.0009963	NP Intra (NDs) 1 of 2
Antimony (mg/L)	GWC-18	0.002	n/a	8/2/2023	0.002ND	No	23	n/a	n/a	95.65	n/a	n/a	0.003415	NP Intra (NDs) 1 of 2
Arsenic (mg/L)	GWA-13	0.001	n/a	8/1/2023	0.001ND	No	23	n/a	n/a	95.65	n/a	n/a	0.003415	NP Intra (NDs) 1 of 2
Arsenic (mg/L)	GWA-14	0.001	n/a	8/2/2023	0.001ND	No	23	n/a	n/a	95.65	n/a	n/a	0.003415	NP Intra (NDs) 1 of 2
Arsenic (mg/L)	GWA-15	0.001	n/a	8/1/2023	0.001ND	No	23	n/a	n/a	86.96	n/a	n/a	0.003415	NP Intra (NDs) 1 of 2
Arsenic (mg/L)	GWA-16	0.001	n/a	8/1/2023	0.001ND	No	23	n/a	n/a	95.65	n/a	n/a	0.003415	NP Intra (NDs) 1 of 2
Arsenic (mg/L)	GWA-3	0.0011	n/a	8/2/2023	0.001ND	No	43	n/a	n/a	93.02	n/a	n/a	0.001037	NP Intra (NDs) 1 of 2
Arsenic (mg/L)	GWA-4A	0.0027	n/a	8/1/2023	0.001ND	No	44	n/a	n/a	75	n/a	n/a	0.0009963	NP Intra (NDs) 1 of 2
Arsenic (mg/L)	GWA-5	0.0027	n/a	8/1/2023	0.001ND	No	46	n/a	n/a	93.48	n/a	n/a	0.0009151	NP Intra (NDs) 1 of 2
Arsenic (mg/L)	GWC-1	0.001	n/a	8/2/2023	0.001ND	No	44	n/a	n/a	97.73	n/a	n/a	0.0009963	NP Intra (NDs) 1 of 2
Arsenic (mg/L)	GWC-10	0.0013	n/a	8/2/2023	0.001ND	No	44	n/a	n/a	79.55	n/a	n/a	0.0009963	NP Intra (NDs) 1 of 2
Arsenic (mg/L)	GWC-11	0.005	n/a	8/2/2023	0.0014	No	44	n/a	n/a	59.09	n/a	n/a	0.0009963	NP Intra (NDs) 1 of 2
Arsenic (mg/L)	GWC-12	0.0011	n/a	8/2/2023	0.001ND	No	44	n/a	n/a	90.91	n/a	n/a	0.0009963	NP Intra (NDs) 1 of 2
Arsenic (mg/L)	GWC-17	0.001	n/a	8/2/2023	0.001ND	No	23	n/a	n/a	82.61	n/a	n/a	0.003415	NP Intra (NDs) 1 of 2
Arsenic (mg/L)	GWC-18	0.001599	n/a	8/2/2023	0.001	No	23	0.0008505	0.0003091	26.09	Kaplan-Meier	No	0.0003901	Param Intra 1 of 2
Arsenic (mg/L)	GWC-19	0.001	n/a	8/2/2023	0.001ND	No	23	n/a	n/a	86.96	n/a	n/a	0.003415	NP Intra (NDs) 1 of 2
Arsenic (mg/L)	GWC-20	0.001	n/a	8/2/2023	0.001ND	No	23	n/a	n/a	86.96	n/a	n/a	0.003415	NP Intra (NDs) 1 of 2
Arsenic (mg/L)	GWC-21	0.0022	n/a	8/3/2023	0.001ND	No	23	n/a	n/a	73.91	n/a	n/a	0.003415	NP Intra (NDs) 1 of 2
Arsenic (mg/L)	GWC-23	0.0021	n/a	8/3/2023	0.001ND	No	18	n/a	n/a	55.56	n/a	n/a	0.005373	NP Intra (NDs) 1 of 2
Arsenic (mg/L)	GWC-9	0.001	n/a	8/2/2023	0.001ND	No	44	n/a	n/a	93.18	n/a	n/a	0.0009963	NP Intra (NDs) 1 of 2
Barium (mg/L)	GWA-13	0.03	n/a	8/1/2023	0.019	No	23	n/a	n/a	0	n/a	n/a	0.003415	NP Intra (normality) 1 of 2
Barium (mg/L)	GWA-14	0.018	n/a	8/2/2023	0.014	No	23	n/a	n/a	0	n/a	n/a	0.003415	NP Intra (normality) 1 of 2
Barium (mg/L)	GWA-15	0.0298	n/a	8/1/2023	0.024	No	23	0.02488	0.002035	0	None	No	0.0003901	Param Intra 1 of 2
Barium (mg/L)	GWA-16	0.039	n/a	8/1/2023	0.031	No	23	n/a	n/a	0	n/a	n/a	0.003415	NP Intra (normality) 1 of 2
Barium (mg/L)	GWA-2	0.03951	n/a	8/1/2023	0.037	No	21	0.001061	0.000203	0	None	x^2	0.0003901	Param Intra 1 of 2
Barium (mg/L)	GWA-3	0.02824	n/a	8/2/2023	0.015	No	41	0.1253	0.01911	0	None	sqrt(x)	0.0003901	Param Intra 1 of 2
Barium (mg/L)	GWA-4A	0.03912	n/a	8/1/2023	0.016	No	44	0.02332	0.007101	0	None	No	0.0003901	Param Intra 1 of 2
Barium (mg/L)	GWA-5	0.07111	n/a	8/1/2023	0.041	No	26	0.04259	0.01205	0	None	No	0.0003901	Param Intra 1 of 2
Barium (mg/L)	GWC-1	0.05868	n/a	8/2/2023	0.03	No	26	0.04082	0.007541	0	None	No	0.0003901	Param Intra 1 of 2
Barium (mg/L)	GWC-10	0.04584	n/a	8/2/2023	0.016	No	44	-3.805	0.3247	0	None	ln(x)	0.0003901	Param Intra 1 of 2
Barium (mg/L)	GWC-11	0.026	n/a	8/2/2023	0.01	No	43	n/a	n/a	0	n/a	n/a	0.001037	NP Intra (normality) 1 of 2
Barium (mg/L)	GWC-12	0.016	n/a	8/2/2023	0.014	No	44	n/a	n/a	0	n/a	n/a	0.0009963	NP Intra (normality) 1 of 2
Barium (mg/L)	GWC-17	0.021	n/a	8/2/2023	0.017	No	23	n/a	n/a	0	n/a	n/a	0.003415	NP Intra (normality) 1 of 2
Barium (mg/L)	GWC-18	0.02733	n/a	8/2/2023	0.012	No	16	0.01725	0.003856	0	None	No	0.0003901	Param Intra 1 of 2
Barium (mg/L)	GWC-19	0.02234	n/a	8/2/2023	0.0092J	No	18	0.0143	0.003157	0	None	No	0.0003901	Param Intra 1 of 2
Barium (mg/L)	GWC-20	0.02816	n/a	8/2/2023	0.015	No	17	0.02041	0.003001	0	None	No	0.0003901	Param Intra 1 of 2
Barium (mg/L)	GWC-21	0.02892	n/a	8/3/2023	0.018	No	23	0.1356	0.01422	0	None	sqrt(x)	0.0003901	Param Intra 1 of 2
Barium (mg/L)	GWC-23	0.05222	n/a	8/3/2023	0.012	No	11	0.02973	0.007511	0	None	No	0.0003901	Param Intra 1 of 2
Barium (mg/L)	GWC-9	0.03659	n/a	8/2/2023	0.021	No	44	0.02483	0.005288	0	None	No	0.0003901	Param Intra 1 of 2
Beryllium (mg/L)	GWA-13	0.0025	n/a	8/1/2023	0.0025ND	No	22	n/a	n/a	86.36	n/a	n/a	0.003707	NP Intra (NDs) 1 of 2
Beryllium (mg/L)	GWA-14	0.0025	n/a	8/2/2023	0.0025ND	No	23	n/a	n/a	91.3	n/a	n/a	0.003415	NP Intra (NDs) 1 of 2
Beryllium (mg/L)	GWA-15	0.0025	n/a	8/1/2023	0.0025ND	No	23	n/a	n/a	95.65	n/a	n/a	0.003415	NP Intra (NDs) 1 of 2
Beryllium (mg/L)	GWA-16	0.0025	n/a	8/1/2023	0.0025ND	No	23	n/a	n/a	91.3	n/a	n/a	0.003415	NP Intra (NDs) 1 of 2
Beryllium (mg/L)	GWA-2	0.0025	n/a	8/1/2023	0.0025ND	No	44	n/a	n/a	86.36	n/a	n/a	0.0009963	NP Intra (NDs) 1 of 2
Beryllium (mg/L)	GWA-3	0.0025	n/a	8/2/2023	0.0025ND	No	44	n/a	n/a	95.45	n/a	n/a	0.0009963	NP Intra (NDs) 1 of 2
Beryllium (mg/L)	GWA-4A	0.0025	n/a	8/1/2023	0.0025ND	No	44	n/a	n/a	90.91	n/a	n/a	0.0009963	NP Intra (NDs) 1 of 2
Beryllium (mg/L)	GWA-5	0.0025	n/a	8/1/2023	0.0025ND	No	46	n/a	n/a	93.48	n/a	n/a	0.0009151	NP Intra (NDs) 1 of 2
Beryllium (mg/L)	GWC-1	0.0025	n/a	8/2/2023	0.0025ND	No	44	n/a	n/a	79.55	n/a	n/a	0.0009963	NP Intra (NDs) 1 of 2
Beryllium (mg/L)	GWC-10	0.0025	n/a	8/2/2023	0.0025ND	No	44	n/a	n/a	93.18	n/a	n/a	0.0009963	NP Intra (NDs) 1 of 2
Beryllium (mg/L)	GWC-11	0.0025	n/a	8/2/2023	0.0025ND	No	44	n/a	n/a	95.45	n/a	n/a	0.0009963	NP Intra (NDs) 1 of 2
Beryllium (mg/L)	GWC-12	0.0025	n/a	8/2/2023	0.0025ND	No	44	n/a	n/a	81.82	n/a	n/a	0.0009963	NP Intra (NDs) 1 of 2
Beryllium (mg/L)	GWC-17	0.001	n/a	8/2/2023	0.00057J	No	22	n/a	n/a	0	n/a	n/a	0.003707	NP Intra (normality) 1 of 2
Beryllium (mg/L)	GWC-18	0.0025	n/a	8/2/2023	0.0025ND	No	23	n/a	n/a	95.65	n/a	n/a	0.003415	NP Intra (NDs) 1 of 2
Beryllium (mg/L)	GWC-19	0.0025	n/a	8/2/2023	0.0002J	No	23	n/a	n/a	56.52	n/a	n/a	0.003415	NP Intra (NDs) 1 of 2
Beryllium (mg/L)	GWC-20	0.0025	n/a	8/2/2023	0.0025ND	No	23	n/a	n/a	56.52	n/a	n/a	0.003415	NP Intra (NDs) 1 of 2
Beryllium (mg/L)	GWC-21	0.0025	n/a	8/3/2023	0.0025ND	No	23	n/a	n/a	91.3	n/a	n/a	0.003415	NP Intra (NDs) 1 of 2
Beryllium (mg/L)	GWC-23	0.0025	n/a	8/3/2023	0.0025ND	No	18	n/a	n/a	88.89	n/a	n/a	0.005373	NP Intra (NDs) 1 of 2
Beryllium (mg/L)	GWC-9	0.0025	n/a	8/2/2023	0.0025ND	No	44	n/a	n/a	90.91	n/a	n/a	0.0009963	NP Intra (NDs) 1 of 2
Cadmium (mg/L)	GWA-13	0.0025	n/a	8/1/2023	0.0025ND	No	23	n/a	n/a	91.3	n/a	n/a	0.003415	NP Intra (NDs) 1 of 2
Cadmium (mg/L)	GWA-14	0.0025	n/a	8/2/2023	0.0025ND	No	23	n/a	n/a	91.3	n/a	n/a	0.003415	NP Intra (NDs) 1 of 2
Cadmium (mg/L)	GWA-16	0.0025	n/a	8/1/2023	0.0025ND	No	23	n/a	n/a	95.65	n/a	n/a	0.003415	NP Intra (NDs) 1 of 2
Cadmium (mg/L)	GWA-4A	0.0025	n/a	8/1/2023	0.0025ND	No	44	n/a	n/a	93.18	n/a	n/a	0.0009963	NP Intra (NDs) 1 of 2
Cadmium (mg/L)	GWC-1	0.0025	n/a	8/2/2023	0.0025ND	No	44	n/a	n/a	100	n/a	n/a	0.0009963	NP Intra (NDs) 1 of 2
Cadmium (mg/L)	GWC-17	0.0008068	n/a	8/2/2023	0.00052J	No	23	0.0005767	0.00009507	0	None	No	0.0003901	Param Intra 1 of 2

# Appendix I Intrawell Prediction Limits - All Results (No Significant) Page 2

Plant McIntosh    Client: Southern Company    Data: McIntosh LF4 CCR    Printed 9/14/2023, 8:25 AM

Constituent	Well	Upper Lim.	Lower Lim.	Date	Observ.	Sig.	Bg N	Bg Mean	Std. Dev.	%NDs	ND Adj.	Transform	Alpha	Method
Cadmium (mg/L)	GWC-18	0.0025	n/a	8/2/2023	0.0025ND	No	23	n/a	n/a	95.65	n/a	n/a	0.003415	NP Intra (NDs) 1 of 2
Cadmium (mg/L)	GWC-19	0.0025	n/a	8/2/2023	0.00025J	No	23	n/a	n/a	82.61	n/a	n/a	0.003415	NP Intra (NDs) 1 of 2
Cadmium (mg/L)	GWC-20	0.0025	n/a	8/2/2023	0.00015J	No	23	n/a	n/a	60.87	n/a	n/a	0.003415	NP Intra (NDs) 1 of 2
Cadmium (mg/L)	GWC-21	0.0025	n/a	8/3/2023	0.00011J	No	23	n/a	n/a	82.61	n/a	n/a	0.003415	NP Intra (NDs) 1 of 2
Cadmium (mg/L)	GWC-23	0.0025	n/a	8/3/2023	0.0001J	No	18	n/a	n/a	88.89	n/a	n/a	0.005373	NP Intra (NDs) 1 of 2
Cadmium (mg/L)	GWC-9	0.0025	n/a	8/2/2023	0.0025ND	No	44	n/a	n/a	100	n/a	n/a	0.0009963	NP Intra (NDs) 1 of 2
Chromium (mg/L)	GWA-13	0.0094	n/a	8/1/2023	0.0018J	No	21	n/a	n/a	66.67	n/a	n/a	0.003999	NP Intra (NDs) 1 of 2
Chromium (mg/L)	GWA-14	0.0047	n/a	8/2/2023	0.0021	No	22	n/a	n/a	86.36	n/a	n/a	0.003707	NP Intra (NDs) 1 of 2
Chromium (mg/L)	GWA-15	0.0051	n/a	8/1/2023	0.0019J	No	22	n/a	n/a	63.64	n/a	n/a	0.003707	NP Intra (NDs) 1 of 2
Chromium (mg/L)	GWA-16	0.024	n/a	8/1/2023	0.0024	No	22	n/a	n/a	36.36	n/a	n/a	0.003707	NP Intra (normality) 1 of 2
Chromium (mg/L)	GWA-2	0.003313	n/a	8/1/2023	0.0025	No	43	0.03944	0.008126	20.93	Kaplan-Meier	sqrt(x)	0.0003901	Param Intra 1 of 2
Chromium (mg/L)	GWA-3	0.003714	n/a	8/2/2023	0.0022	No	43	-6.638	0.4673	34.88	Kaplan-Meier	ln(x)	0.0003901	Param Intra 1 of 2
Chromium (mg/L)	GWA-4A	0.0096	n/a	8/1/2023	0.002ND	No	44	n/a	n/a	70.45	n/a	n/a	0.0009963	NP Intra (NDs) 1 of 2
Chromium (mg/L)	GWA-5	0.0054	n/a	8/1/2023	0.0016J	No	45	n/a	n/a	68.89	n/a	n/a	0.0009557	NP Intra (NDs) 1 of 2
Chromium (mg/L)	GWC-1	0.005	n/a	8/2/2023	0.0024	No	44	n/a	n/a	40.91	n/a	n/a	0.0009963	NP Intra (normality) 1 of 2
Chromium (mg/L)	GWC-10	0.01	n/a	8/2/2023	0.0051	No	44	n/a	n/a	20.45	n/a	n/a	0.0009963	NP Intra (normality) 1 of 2
Chromium (mg/L)	GWC-11	0.01048	n/a	8/2/2023	0.0047	No	44	0.005681	0.002159	2.273	None	No	0.0003901	Param Intra 1 of 2
Chromium (mg/L)	GWC-12	0.01	n/a	8/2/2023	0.0023	No	44	n/a	n/a	18.18	n/a	n/a	0.0009963	NP Intra (normality) 1 of 2
Chromium (mg/L)	GWC-17	0.01	n/a	8/2/2023	0.0039	No	22	n/a	n/a	22.73	n/a	n/a	0.003707	NP Intra (normality) 1 of 2
Chromium (mg/L)	GWC-18	0.006324	n/a	8/2/2023	0.0025	No	22	-6.022	0.3929	0	None	ln(x)	0.0003901	Param Intra 1 of 2
Chromium (mg/L)	GWC-19	0.0056	n/a	8/2/2023	0.0023	No	22	n/a	n/a	13.64	n/a	n/a	0.003707	NP Intra (normality) 1 of 2
Chromium (mg/L)	GWC-20	0.005	n/a	8/2/2023	0.004	No	22	n/a	n/a	81.82	n/a	n/a	0.003707	NP Intra (NDs) 1 of 2
Chromium (mg/L)	GWC-21	0.0044	n/a	8/3/2023	0.002ND	No	21	n/a	n/a	85.71	n/a	n/a	0.003999	NP Intra (NDs) 1 of 2
Chromium (mg/L)	GWC-23	0.004	n/a	8/3/2023	0.0026	No	18	n/a	n/a	61.11	n/a	n/a	0.005373	NP Intra (NDs) 1 of 2
Chromium (mg/L)	GWC-9	0.0043	n/a	8/2/2023	0.0012J	No	43	n/a	n/a	67.44	n/a	n/a	0.001037	NP Intra (NDs) 1 of 2
Cobalt (mg/L)	GWA-13	0.001417	n/a	8/1/2023	0.00053J	No	23	0.02504	0.005211	17.39	Kaplan-Meier	sqrt(x)	0.0003901	Param Intra 1 of 2
Cobalt (mg/L)	GWA-14	0.0025	n/a	8/2/2023	0.00036J	No	23	n/a	n/a	39.13	n/a	n/a	0.003415	NP Intra (normality) 1 of 2
Cobalt (mg/L)	GWA-15	0.0016	n/a	8/1/2023	0.00043J	No	23	n/a	n/a	17.39	n/a	n/a	0.003415	NP Intra (normality) 1 of 2
Cobalt (mg/L)	GWA-16	0.00125	n/a	8/1/2023	0.00055J	No	23	n/a	n/a	13.04	n/a	n/a	0.003415	NP Intra (normality) 1 of 2
Cobalt (mg/L)	GWA-2	0.01	n/a	8/1/2023	0.0015J	No	44	n/a	n/a	47.73	n/a	n/a	0.0009963	NP Intra (normality) 1 of 2
Cobalt (mg/L)	GWA-3	0.0025	n/a	8/2/2023	0.00032J	No	43	n/a	n/a	79.07	n/a	n/a	0.001037	NP Intra (NDs) 1 of 2
Cobalt (mg/L)	GWA-4A	0.013	n/a	8/1/2023	0.0013J	No	44	n/a	n/a	50	n/a	n/a	0.0009963	NP Intra (normality) 1 of 2
Cobalt (mg/L)	GWA-5	0.011	n/a	8/1/2023	0.00086J	No	46	n/a	n/a	43.48	n/a	n/a	0.0009151	NP Intra (normality) 1 of 2
Cobalt (mg/L)	GWC-1	0.0025	n/a	8/2/2023	0.0016J	No	44	n/a	n/a	45.45	n/a	n/a	0.0009963	NP Intra (normality) 1 of 2
Cobalt (mg/L)	GWC-10	0.0025	n/a	8/2/2023	0.0025ND	No	44	n/a	n/a	93.18	n/a	n/a	0.0009963	NP Intra (NDs) 1 of 2
Cobalt (mg/L)	GWC-11	0.0071	n/a	8/2/2023	0.0025ND	No	44	n/a	n/a	81.82	n/a	n/a	0.0009963	NP Intra (NDs) 1 of 2
Cobalt (mg/L)	GWC-12	0.005	n/a	8/2/2023	0.00055J	No	43	n/a	n/a	48.84	n/a	n/a	0.001037	NP Intra (normality) 1 of 2
Cobalt (mg/L)	GWC-17	0.002151	n/a	8/2/2023	0.0025ND	No	23	0.02623	0.008328	17.39	Kaplan-Meier	sqrt(x)	0.0003901	Param Intra 1 of 2
Cobalt (mg/L)	GWC-18	0.0025	n/a	8/2/2023	0.0025ND	No	23	n/a	n/a	91.3	n/a	n/a	0.003415	NP Intra (NDs) 1 of 2
Cobalt (mg/L)	GWC-19	0.0025	n/a	8/2/2023	0.0025ND	No	23	n/a	n/a	78.26	n/a	n/a	0.003415	NP Intra (NDs) 1 of 2
Cobalt (mg/L)	GWC-20	0.003273	n/a	8/2/2023	0.00082J	No	17	0.001572	0.0006589	0	None	No	0.0003901	Param Intra 1 of 2
Cobalt (mg/L)	GWC-21	0.002284	n/a	8/3/2023	0.0007J	No	22	0.00138	0.0003706	9.091	None	No	0.0003901	Param Intra 1 of 2
Cobalt (mg/L)	GWC-23	0.01076	n/a	8/3/2023	0.00045J	No	18	0.005633	0.002013	0	None	No	0.0003901	Param Intra 1 of 2
Cobalt (mg/L)	GWC-9	0.0055	n/a	8/2/2023	0.0025ND	No	44	n/a	n/a	50	n/a	n/a	0.0009963	NP Intra (normality) 1 of 2
Copper (mg/L)	GWA-13	0.002	n/a	8/1/2023	0.002ND	No	17	n/a	n/a	94.12	n/a	n/a	0.005914	NP Intra (NDs) 1 of 2
Copper (mg/L)	GWA-14	0.002	n/a	8/2/2023	0.002ND	No	17	n/a	n/a	88.24	n/a	n/a	0.005914	NP Intra (NDs) 1 of 2
Copper (mg/L)	GWA-15	0.002	n/a	8/1/2023	0.002ND	No	17	n/a	n/a	94.12	n/a	n/a	0.005914	NP Intra (NDs) 1 of 2
Copper (mg/L)	GWA-16	0.002	n/a	8/1/2023	0.002ND	No	17	n/a	n/a	88.24	n/a	n/a	0.005914	NP Intra (NDs) 1 of 2
Copper (mg/L)	GWA-2	0.003	n/a	8/1/2023	0.002ND	No	38	n/a	n/a	97.37	n/a	n/a	0.001294	NP Intra (NDs) 1 of 2
Copper (mg/L)	GWA-3	0.0034	n/a	8/2/2023	0.002ND	No	37	n/a	n/a	86.49	n/a	n/a	0.001361	NP Intra (NDs) 1 of 2
Copper (mg/L)	GWA-4A	0.0051	n/a	8/1/2023	0.002ND	No	38	n/a	n/a	81.58	n/a	n/a	0.001294	NP Intra (NDs) 1 of 2
Copper (mg/L)	GWA-5	0.0021	n/a	8/1/2023	0.002ND	No	38	n/a	n/a	94.74	n/a	n/a	0.001294	NP Intra (NDs) 1 of 2
Copper (mg/L)	GWC-1	0.002	n/a	8/2/2023	0.002ND	No	37	n/a	n/a	97.3	n/a	n/a	0.001361	NP Intra (NDs) 1 of 2
Copper (mg/L)	GWC-11	0.0027	n/a	8/2/2023	0.002ND	No	38	n/a	n/a	89.47	n/a	n/a	0.001294	NP Intra (NDs) 1 of 2
Copper (mg/L)	GWC-12	0.002	n/a	8/2/2023	0.002ND	No	38	n/a	n/a	94.74	n/a	n/a	0.001294	NP Intra (NDs) 1 of 2
Copper (mg/L)	GWC-17	0.0021	n/a	8/2/2023	0.002ND	No	17	n/a	n/a	82.35	n/a	n/a	0.005914	NP Intra (NDs) 1 of 2
Copper (mg/L)	GWC-18	0.0021	n/a	8/2/2023	0.0013J	No	17	n/a	n/a	64.71	n/a	n/a	0.005914	NP Intra (NDs) 1 of 2
Copper (mg/L)	GWC-19	0.002	n/a	8/2/2023	0.002ND	No	17	n/a	n/a	88.24	n/a	n/a	0.005914	NP Intra (NDs) 1 of 2
Copper (mg/L)	GWC-20	0.002	n/a	8/2/2023	0.002ND	No	17	n/a	n/a	88.24	n/a	n/a	0.005914	NP Intra (NDs) 1 of 2
Copper (mg/L)	GWC-21	0.002	n/a	8/3/2023	0.002ND	No	16	n/a	n/a	81.25	n/a	n/a	0.006456	NP Intra (NDs) 1 of 2
Copper (mg/L)	GWC-23	0.002	n/a	8/3/2023	0.002ND	No	12	n/a	n/a	75	n/a	n/a	0.01077	NP Intra (NDs) 1 of 2
Copper (mg/L)	GWC-9	0.0021	n/a	8/2/2023	0.002ND	No	38	n/a	n/a	92.11	n/a	n/a	0.001294	NP Intra (NDs) 1 of 2
Lead (mg/L)	GWA-13	0.001	n/a	8/1/2023	0.001ND	No	23	n/a	n/a	95.65	n/a	n/a	0.003415	NP Intra (NDs) 1 of 2
Lead (mg/L)	GWA-14	0.001	n/a	8/2/2023	0.001ND	No	23	n/a	n/a	91.3	n/a	n/a	0.003415	NP Intra (NDs) 1 of 2
Lead (mg/L)	GWA-16	0.001	n/a	8/1/2023	0.001ND	No	23	n/a	n/a	91.3	n/a	n/a	0.003415	NP Intra (NDs) 1 of 2
Lead (mg/L)	GWA-2	0.001	n/a	8/1/2023	0.00088J	No	44	n/a	n/a	97.73	n/a	n/a	0.0009963	NP Intra (NDs) 1 of 2
Lead (mg/L)	GWA-3	0.001	n/a	8/2/2023	0.001ND	No	43	n/a	n/a	100	n/a	n/a	0.001037	NP Intra (NDs) 1 of 2
Lead (mg/L)	GWA-4A	0.001	n/a	8/1/2023	0.001ND	No	44	n/a	n/a	95.45	n/a	n/a	0.0009963	NP Intra (NDs) 1 of 2

# Appendix I Intrawell Prediction Limits - All Results (No Significant) Page 3

Plant McIntosh    Client: Southern Company    Data: McIntosh LF4 CCR    Printed 9/14/2023, 8:25 AM

Constituent	Well	Upper Lim.	Lower Lim.	Date	Observ.	Sig.	Bg N	Bg Mean	Std. Dev.	%NDs	ND Adj.	Transform	Alpha	Method
Lead (mg/L)	GWA-5	0.001	n/a	8/1/2023	0.001ND	No	46	n/a	n/a	91.3	n/a	n/a	0.0009151	NP Intra (NDs) 1 of 2
Lead (mg/L)	GWC-11	0.001	n/a	8/2/2023	0.001ND	No	44	n/a	n/a	90.91	n/a	n/a	0.0009963	NP Intra (NDs) 1 of 2
Lead (mg/L)	GWC-18	0.001	n/a	8/2/2023	0.001ND	No	23	n/a	n/a	78.26	n/a	n/a	0.003415	NP Intra (NDs) 1 of 2
Lead (mg/L)	GWC-20	0.001	n/a	8/2/2023	0.001ND	No	23	n/a	n/a	95.65	n/a	n/a	0.003415	NP Intra (NDs) 1 of 2
Lead (mg/L)	GWC-21	0.001	n/a	8/3/2023	0.001ND	No	23	n/a	n/a	91.3	n/a	n/a	0.003415	NP Intra (NDs) 1 of 2
Lead (mg/L)	GWC-23	0.001	n/a	8/3/2023	0.001ND	No	18	n/a	n/a	88.89	n/a	n/a	0.005373	NP Intra (NDs) 1 of 2
Nickel (mg/L)	GWA-13	0.001	n/a	8/1/2023	0.00043J	No	17	n/a	n/a	82.35	n/a	n/a	0.005914	NP Intra (NDs) 1 of 2
Nickel (mg/L)	GWA-14	0.001	n/a	8/2/2023	0.00057J	No	17	n/a	n/a	58.82	n/a	n/a	0.005914	NP Intra (NDs) 1 of 2
Nickel (mg/L)	GWA-15	0.001	n/a	8/1/2023	0.001ND	No	17	n/a	n/a	76.47	n/a	n/a	0.005914	NP Intra (NDs) 1 of 2
Nickel (mg/L)	GWA-16	0.001	n/a	8/1/2023	0.00044J	No	17	n/a	n/a	70.59	n/a	n/a	0.005914	NP Intra (NDs) 1 of 2
Nickel (mg/L)	GWA-2	0.0043	n/a	8/1/2023	0.001	No	38	n/a	n/a	73.68	n/a	n/a	0.001294	NP Intra (NDs) 1 of 2
Nickel (mg/L)	GWA-3	0.001	n/a	8/2/2023	0.00046J	No	36	n/a	n/a	88.89	n/a	n/a	0.001429	NP Intra (NDs) 1 of 2
Nickel (mg/L)	GWA-4A	0.0072	n/a	8/1/2023	0.00065J	No	38	n/a	n/a	60.53	n/a	n/a	0.001294	NP Intra (NDs) 1 of 2
Nickel (mg/L)	GWA-5	0.0031	n/a	8/1/2023	0.001ND	No	38	n/a	n/a	84.21	n/a	n/a	0.001294	NP Intra (NDs) 1 of 2
Nickel (mg/L)	GWC-1	0.0025	n/a	8/2/2023	0.0014	No	37	n/a	n/a	75.68	n/a	n/a	0.001361	NP Intra (NDs) 1 of 2
Nickel (mg/L)	GWC-10	0.0013	n/a	8/2/2023	0.0011	No	38	n/a	n/a	92.11	n/a	n/a	0.001294	NP Intra (NDs) 1 of 2
Nickel (mg/L)	GWC-11	0.0049	n/a	8/2/2023	0.001ND	No	38	n/a	n/a	76.32	n/a	n/a	0.001294	NP Intra (NDs) 1 of 2
Nickel (mg/L)	GWC-12	0.0057	n/a	8/2/2023	0.00091J	No	38	n/a	n/a	76.32	n/a	n/a	0.001294	NP Intra (NDs) 1 of 2
Nickel (mg/L)	GWC-17	0.004264	n/a	8/2/2023	0.0018	No	17	0.04572	0.007587	5.882	None	sqrt(x)	0.0003901	Param Intra 1 of 2
Nickel (mg/L)	GWC-18	0.0025	n/a	8/2/2023	0.00075J	No	17	n/a	n/a	41.18	n/a	n/a	0.005914	NP Intra (normality) 1 of 2
Nickel (mg/L)	GWC-19	0.002851	n/a	8/2/2023	0.0012	No	17	0.001691	0.0004494	5.882	None	No	0.0003901	Param Intra 1 of 2
Nickel (mg/L)	GWC-20	0.006632	n/a	8/2/2023	0.0018	No	17	0.002119	0.001748	29.41	Kaplan-Meier	No	0.0003901	Param Intra 1 of 2
Nickel (mg/L)	GWC-21	0.0025	n/a	8/3/2023	0.00074J	No	17	n/a	n/a	64.71	n/a	n/a	0.005914	NP Intra (NDs) 1 of 2
Nickel (mg/L)	GWC-23	0.003189	n/a	8/3/2023	0.0013	No	12	0.001522	0.0005802	16.67	Kaplan-Meier	No	0.0003901	Param Intra 1 of 2
Nickel (mg/L)	GWC-9	0.0033	n/a	8/2/2023	0.00077J	No	38	n/a	n/a	81.58	n/a	n/a	0.001294	NP Intra (NDs) 1 of 2
Selenium (mg/L)	GWA-13	0.005	n/a	8/1/2023	0.005ND	No	23	n/a	n/a	95.65	n/a	n/a	0.003415	NP Intra (NDs) 1 of 2
Selenium (mg/L)	GWA-15	0.005	n/a	8/1/2023	0.005ND	No	23	n/a	n/a	95.65	n/a	n/a	0.003415	NP Intra (NDs) 1 of 2
Selenium (mg/L)	GWA-16	0.005	n/a	8/1/2023	0.005ND	No	23	n/a	n/a	95.65	n/a	n/a	0.003415	NP Intra (NDs) 1 of 2
Selenium (mg/L)	GWA-2	0.005	n/a	8/1/2023	0.005ND	No	44	n/a	n/a	93.18	n/a	n/a	0.0009963	NP Intra (NDs) 1 of 2
Selenium (mg/L)	GWA-3	0.005	n/a	8/2/2023	0.005ND	No	44	n/a	n/a	88.64	n/a	n/a	0.0009963	NP Intra (NDs) 1 of 2
Selenium (mg/L)	GWA-4A	0.005	n/a	8/1/2023	0.005ND	No	44	n/a	n/a	93.18	n/a	n/a	0.0009963	NP Intra (NDs) 1 of 2
Selenium (mg/L)	GWA-5	0.005	n/a	8/1/2023	0.005ND	No	45	n/a	n/a	97.78	n/a	n/a	0.0009557	NP Intra (NDs) 1 of 2
Selenium (mg/L)	GWC-1	0.005	n/a	8/2/2023	0.005ND	No	44	n/a	n/a	95.45	n/a	n/a	0.0009963	NP Intra (NDs) 1 of 2
Selenium (mg/L)	GWC-10	0.005	n/a	8/2/2023	0.005ND	No	44	n/a	n/a	95.45	n/a	n/a	0.0009963	NP Intra (NDs) 1 of 2
Selenium (mg/L)	GWC-11	0.005	n/a	8/2/2023	0.005ND	No	44	n/a	n/a	86.36	n/a	n/a	0.0009963	NP Intra (NDs) 1 of 2
Selenium (mg/L)	GWC-18	0.005	n/a	8/2/2023	0.005ND	No	23	n/a	n/a	95.65	n/a	n/a	0.003415	NP Intra (NDs) 1 of 2
Selenium (mg/L)	GWC-19	0.005	n/a	8/2/2023	0.005ND	No	23	n/a	n/a	95.65	n/a	n/a	0.003415	NP Intra (NDs) 1 of 2
Selenium (mg/L)	GWC-20	0.005	n/a	8/2/2023	0.005ND	No	23	n/a	n/a	95.65	n/a	n/a	0.003415	NP Intra (NDs) 1 of 2
Selenium (mg/L)	GWC-21	0.005	n/a	8/3/2023	0.005ND	No	23	n/a	n/a	95.65	n/a	n/a	0.003415	NP Intra (NDs) 1 of 2
Selenium (mg/L)	GWC-9	0.0058	n/a	8/2/2023	0.005ND	No	44	n/a	n/a	97.73	n/a	n/a	0.0009963	NP Intra (NDs) 1 of 2
Silver (mg/L)	GWC-11	0.001	n/a	8/2/2023	0.001ND	No	38	n/a	n/a	97.37	n/a	n/a	0.001294	NP Intra (NDs) 1 of 2
Thallium (mg/L)	GWA-13	0.001	n/a	8/1/2023	0.001ND	No	23	n/a	n/a	82.61	n/a	n/a	0.003415	NP Intra (NDs) 1 of 2
Thallium (mg/L)	GWA-14	0.001	n/a	8/2/2023	0.001ND	No	23	n/a	n/a	82.61	n/a	n/a	0.003415	NP Intra (NDs) 1 of 2
Thallium (mg/L)	GWA-16	0.001	n/a	8/1/2023	0.001ND	No	23	n/a	n/a	91.3	n/a	n/a	0.003415	NP Intra (NDs) 1 of 2
Thallium (mg/L)	GWA-2	0.001	n/a	8/1/2023	0.001ND	No	42	n/a	n/a	92.86	n/a	n/a	0.001077	NP Intra (NDs) 1 of 2
Thallium (mg/L)	GWA-3	0.001	n/a	8/2/2023	0.001ND	No	42	n/a	n/a	95.24	n/a	n/a	0.001077	NP Intra (NDs) 1 of 2
Thallium (mg/L)	GWA-4A	0.001	n/a	8/1/2023	0.001ND	No	42	n/a	n/a	95.24	n/a	n/a	0.001077	NP Intra (NDs) 1 of 2
Thallium (mg/L)	GWA-5	0.001	n/a	8/1/2023	0.001ND	No	44	n/a	n/a	97.73	n/a	n/a	0.0009963	NP Intra (NDs) 1 of 2
Thallium (mg/L)	GWC-10	0.001	n/a	8/2/2023	0.001ND	No	42	n/a	n/a	92.86	n/a	n/a	0.001077	NP Intra (NDs) 1 of 2
Thallium (mg/L)	GWC-11	0.001	n/a	8/2/2023	0.001ND	No	42	n/a	n/a	92.86	n/a	n/a	0.001077	NP Intra (NDs) 1 of 2
Thallium (mg/L)	GWC-12	0.001	n/a	8/2/2023	0.001ND	No	42	n/a	n/a	95.24	n/a	n/a	0.001077	NP Intra (NDs) 1 of 2
Thallium (mg/L)	GWC-17	0.001	n/a	8/2/2023	0.001ND	No	23	n/a	n/a	73.91	n/a	n/a	0.003415	NP Intra (NDs) 1 of 2
Thallium (mg/L)	GWC-18	0.001	n/a	8/2/2023	0.001ND	No	23	n/a	n/a	26.09	n/a	n/a	0.003415	NP Intra (normality) 1 of 2
Thallium (mg/L)	GWC-19	0.001	n/a	8/2/2023	0.001ND	No	23	n/a	n/a	86.96	n/a	n/a	0.003415	NP Intra (NDs) 1 of 2
Thallium (mg/L)	GWC-20	0.001	n/a	8/2/2023	0.001ND	No	23	n/a	n/a	69.57	n/a	n/a	0.003415	NP Intra (NDs) 1 of 2
Thallium (mg/L)	GWC-21	0.001	n/a	8/3/2023	0.001ND	No	23	n/a	n/a	86.96	n/a	n/a	0.003415	NP Intra (NDs) 1 of 2
Thallium (mg/L)	GWC-23	0.001	n/a	8/3/2023	0.001ND	No	18	n/a	n/a	66.67	n/a	n/a	0.005373	NP Intra (NDs) 1 of 2
Thallium (mg/L)	GWC-9	0.001	n/a	8/2/2023	0.001ND	No	42	n/a	n/a	97.62	n/a	n/a	0.001077	NP Intra (NDs) 1 of 2
Vanadium (mg/L)	GWA-13	0.0027	n/a	8/1/2023	0.002ND	No	17	n/a	n/a	76.47	n/a	n/a	0.005914	NP Intra (NDs) 1 of 2
Vanadium (mg/L)	GWA-14	0.002	n/a	8/2/2023	0.002ND	No	17	n/a	n/a	88.24	n/a	n/a	0.005914	NP Intra (NDs) 1 of 2
Vanadium (mg/L)	GWA-15	0.0041	n/a	8/1/2023	0.002ND	No	17	n/a	n/a	76.47	n/a	n/a	0.005914	NP Intra (NDs) 1 of 2
Vanadium (mg/L)	GWA-16	0.002	n/a	8/1/2023	0.002ND	No	17	n/a	n/a	76.47	n/a	n/a	0.005914	NP Intra (NDs) 1 of 2
Vanadium (mg/L)	GWA-2	0.0051	n/a	8/1/2023	0.002ND	No	38	n/a	n/a	86.84	n/a	n/a	0.001294	NP Intra (NDs) 1 of 2
Vanadium (mg/L)	GWA-3	0.005	n/a	8/2/2023	0.002ND	No	37	n/a	n/a	81.08	n/a	n/a	0.001361	NP Intra (NDs) 1 of 2
Vanadium (mg/L)	GWA-4A	0.0033	n/a	8/1/2023	0.002ND	No	38	n/a	n/a	86.84	n/a	n/a	0.001294	NP Intra (NDs) 1 of 2
Vanadium (mg/L)	GWA-5	0.0035	n/a	8/1/2023	0.002ND	No	38	n/a	n/a	86.84	n/a	n/a	0.001294	NP Intra (NDs) 1 of 2
Vanadium (mg/L)	GWC-1	0.0032	n/a	8/2/2023	0.00084J	No	37	n/a	n/a	83.78	n/a	n/a	0.001361	NP Intra (NDs) 1 of 2
Vanadium (mg/L)	GWC-10	0.0027	n/a	8/2/2023	0.00096J	No	36	n/a	n/a	72.22	n/a	n/a	0.001429	NP Intra (NDs) 1 of 2

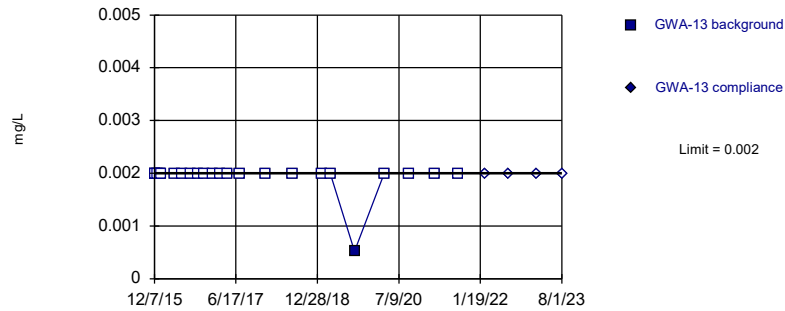
# Appendix I Intrawell Prediction Limits - All Results (No Significant) <sup>Page 4</sup>

Plant McIntosh Client: Southern Company Data: McIntosh LF4 CCR Printed 9/14/2023, 8:25 AM

Constituent	Well	Upper Lim.	Lower Lim.	Date	Observ.	Sig.	Bg N	Bg Mean	Std. Dev.	%NDs	ND Adj.	Transform	Alpha	Method
Vanadium (mg/L)	GWC-11	0.0025	n/a	8/2/2023	0.0015J	No	36	n/a	n/a	63.89	n/a	n/a	0.001429	NP Intra (NDs) 1 of 2
Vanadium (mg/L)	GWC-12	0.002	n/a	8/2/2023	0.002ND	No	36	n/a	n/a	91.67	n/a	n/a	0.001429	NP Intra (NDs) 1 of 2
Vanadium (mg/L)	GWC-17	0.004	n/a	8/2/2023	0.002ND	No	17	n/a	n/a	76.47	n/a	n/a	0.005914	NP Intra (NDs) 1 of 2
Vanadium (mg/L)	GWC-18	0.007255	n/a	8/2/2023	0.0031	No	17	0.05511	0.01165	0	None	sqrt(x)	0.0003901	Param Intra 1 of 2
Vanadium (mg/L)	GWC-19	0.005562	n/a	8/2/2023	0.002ND	No	17	-6.494	0.5043	41.18	Kaplan-Meier	ln(x)	0.0003901	Param Intra 1 of 2
Vanadium (mg/L)	GWC-20	0.0074	n/a	8/2/2023	0.002ND	No	17	n/a	n/a	70.59	n/a	n/a	0.005914	NP Intra (NDs) 1 of 2
Vanadium (mg/L)	GWC-21	0.0058	n/a	8/3/2023	0.002ND	No	17	n/a	n/a	64.71	n/a	n/a	0.005914	NP Intra (NDs) 1 of 2
Vanadium (mg/L)	GWC-23	0.006259	n/a	8/3/2023	0.0007J	No	12	0.03924	0.01387	50	Kaplan-Meier	sqrt(x)	0.0003901	Param Intra 1 of 2
Vanadium (mg/L)	GWC-9	0.006	n/a	8/2/2023	0.002ND	No	37	n/a	n/a	86.49	n/a	n/a	0.001361	NP Intra (NDs) 1 of 2
Zinc (mg/L)	GWA-13	0.0061	n/a	8/1/2023	0.0032J	No	17	n/a	n/a	52.94	n/a	n/a	0.005914	NP Intra (NDs) 1 of 2
Zinc (mg/L)	GWA-14	0.024	n/a	8/2/2023	0.003J	No	17	n/a	n/a	35.29	n/a	n/a	0.005914	NP Intra (normality) 1 of 2
Zinc (mg/L)	GWA-15	0.01172	n/a	8/1/2023	0.0029J	No	17	-5.418	0.3761	35.29	Kaplan-Meier	ln(x)	0.0003901	Param Intra 1 of 2
Zinc (mg/L)	GWA-16	0.006209	n/a	8/1/2023	0.0032J	No	17	0.003746	0.0009541	41.18	Kaplan-Meier	No	0.0003901	Param Intra 1 of 2
Zinc (mg/L)	GWA-2	0.02	n/a	8/1/2023	0.0061	No	38	n/a	n/a	28.95	n/a	n/a	0.001294	NP Intra (normality) 1 of 2
Zinc (mg/L)	GWA-3	0.045	n/a	8/2/2023	0.005ND	No	37	n/a	n/a	48.65	n/a	n/a	0.001361	NP Intra (normality) 1 of 2
Zinc (mg/L)	GWA-4A	0.01481	n/a	8/1/2023	0.0047J	No	37	0.1712	0.03284	24.32	Kaplan-Meier	x^(1/3)	0.0003901	Param Intra 1 of 2
Zinc (mg/L)	GWA-5	0.022	n/a	8/1/2023	0.0028J	No	38	n/a	n/a	34.21	n/a	n/a	0.001294	NP Intra (normality) 1 of 2
Zinc (mg/L)	GWC-1	0.015	n/a	8/2/2023	0.0062	No	37	n/a	n/a	27.03	n/a	n/a	0.001361	NP Intra (normality) 1 of 2
Zinc (mg/L)	GWC-10	0.019	n/a	8/2/2023	0.0046J	No	38	n/a	n/a	71.05	n/a	n/a	0.001294	NP Intra (NDs) 1 of 2
Zinc (mg/L)	GWC-11	0.0089	n/a	8/2/2023	0.0061	No	37	n/a	n/a	64.86	n/a	n/a	0.001361	NP Intra (NDs) 1 of 2
Zinc (mg/L)	GWC-12	0.007519	n/a	8/2/2023	0.0036J	No	38	0.1521	0.01943	36.84	Kaplan-Meier	x^(1/3)	0.0003901	Param Intra 1 of 2
Zinc (mg/L)	GWC-17	0.02	n/a	8/2/2023	0.012	No	17	n/a	n/a	23.53	n/a	n/a	0.005914	NP Intra (normality) 1 of 2
Zinc (mg/L)	GWC-18	0.02397	n/a	8/2/2023	0.0044J	No	16	-5.62	0.7225	31.25	Kaplan-Meier	ln(x)	0.0003901	Param Intra 1 of 2
Zinc (mg/L)	GWC-19	0.017	n/a	8/2/2023	0.0051	No	17	n/a	n/a	41.18	n/a	n/a	0.005914	NP Intra (normality) 1 of 2
Zinc (mg/L)	GWC-20	0.0084	n/a	8/2/2023	0.004J	No	17	n/a	n/a	52.94	n/a	n/a	0.005914	NP Intra (NDs) 1 of 2
Zinc (mg/L)	GWC-21	0.0097	n/a	8/3/2023	0.0047J	No	17	n/a	n/a	52.94	n/a	n/a	0.005914	NP Intra (NDs) 1 of 2
Zinc (mg/L)	GWC-23	0.01473	n/a	8/3/2023	0.0049J	No	12	0.07662	0.01557	33.33	Kaplan-Meier	sqrt(x)	0.0003901	Param Intra 1 of 2
Zinc (mg/L)	GWC-9	0.051	n/a	8/2/2023	0.0032J	No	38	n/a	n/a	63.16	n/a	n/a	0.001294	NP Intra (NDs) 1 of 2

Sanitas™ v.9.6.37 . UG  
 Hollow symbols indicate censored values.  
 Within Limit

Prediction Limit  
 Intrawell Non-parametric

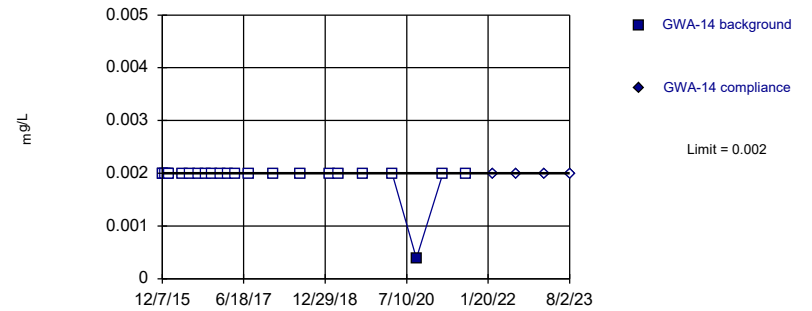


Non-parametric test used in lieu of parametric prediction limit because censored data exceeded 50%. Limit is highest of 23 background values. 95.65% NDs. Well-constituent pair annual alpha = 0.006819. Individual comparison alpha = 0.003415 (1 of 2).

Constituent: Antimony Analysis Run 9/14/2023 8:19 AM View: Appendix I  
 Plant McIntosh Client: Southern Company Data: McIntosh LF4 CCR

Sanitas™ v.9.6.37 . UG  
 Hollow symbols indicate censored values.  
 Within Limit

Prediction Limit  
 Intrawell Non-parametric

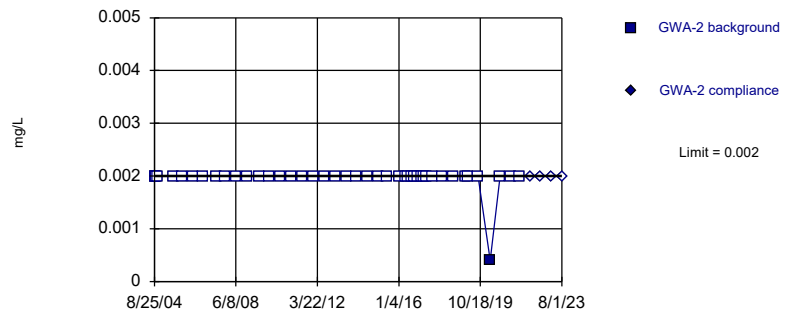


Non-parametric test used in lieu of parametric prediction limit because censored data exceeded 50%. Limit is highest of 23 background values. 95.65% NDs. Well-constituent pair annual alpha = 0.006819. Individual comparison alpha = 0.003415 (1 of 2).

Constituent: Antimony Analysis Run 9/14/2023 8:19 AM View: Appendix I  
 Plant McIntosh Client: Southern Company Data: McIntosh LF4 CCR

Sanitas™ v.9.6.37 . UG  
 Hollow symbols indicate censored values.  
 Within Limit

Prediction Limit  
 Intrawell Non-parametric

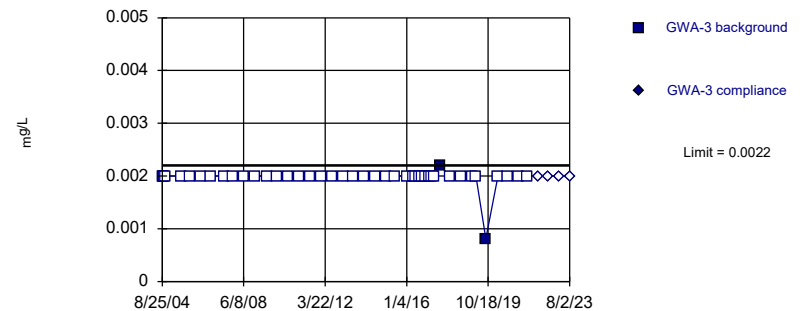


Non-parametric test used in lieu of parametric prediction limit because censored data exceeded 50%. Limit is highest of 44 background values. 97.73% NDs. Well-constituent pair annual alpha = 0.001992. Individual comparison alpha = 0.0009963 (1 of 2).

Constituent: Antimony Analysis Run 9/14/2023 8:19 AM View: Appendix I  
 Plant McIntosh Client: Southern Company Data: McIntosh LF4 CCR

Sanitas™ v.9.6.37 . UG  
 Hollow symbols indicate censored values.  
 Within Limit

Prediction Limit  
 Intrawell Non-parametric

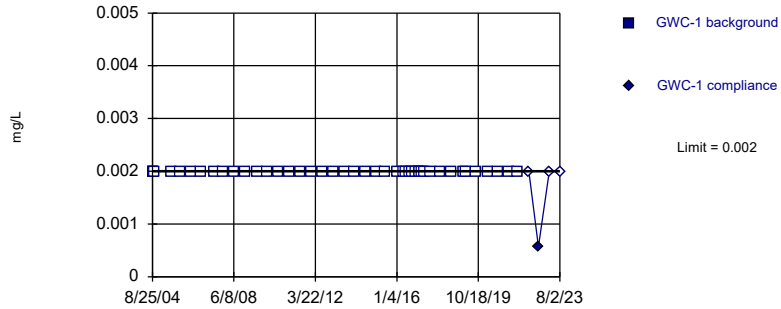


Non-parametric test used in lieu of parametric prediction limit because censored data exceeded 50%. Limit is highest of 44 background values. 95.45% NDs. Well-constituent pair annual alpha = 0.001992. Individual comparison alpha = 0.0009963 (1 of 2).

Constituent: Antimony Analysis Run 9/14/2023 8:19 AM View: Appendix I  
 Plant McIntosh Client: Southern Company Data: McIntosh LF4 CCR

Sanitas™ v.9.6.37 . UG  
Hollow symbols indicate censored values.  
Within Limit

Prediction Limit  
Intrawell Non-parametric

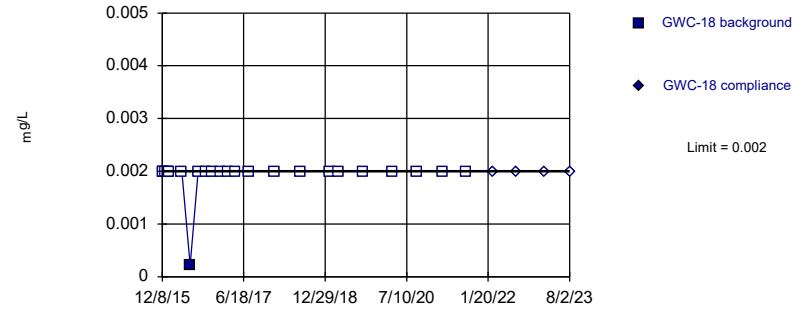


Non-parametric test used in lieu of parametric prediction limit because censored data exceeded 50%. All background values (n = 44) were censored; limit is most recent reporting limit. Well-constituent pair annual alpha = 0.001992. Individual comparison alpha = 0.0009963 (1 of 2).

Constituent: Antimony Analysis Run 9/14/2023 8:19 AM View: Appendix I  
Plant McIntosh Client: Southern Company Data: McIntosh LF4 CCR

Sanitas™ v.9.6.37 . UG  
Hollow symbols indicate censored values.  
Within Limit

Prediction Limit  
Intrawell Non-parametric

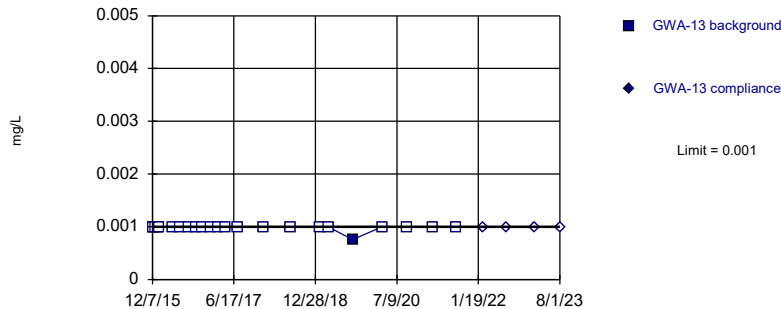


Non-parametric test used in lieu of parametric prediction limit because censored data exceeded 50%. Limit is highest of 23 background values. 95.65% NDs. Well-constituent pair annual alpha = 0.006819. Individual comparison alpha = 0.003415 (1 of 2).

Constituent: Antimony Analysis Run 9/14/2023 8:19 AM View: Appendix I  
Plant McIntosh Client: Southern Company Data: McIntosh LF4 CCR

Sanitas™ v.9.6.37 . UG  
Hollow symbols indicate censored values.  
Within Limit

Prediction Limit  
Intrawell Non-parametric

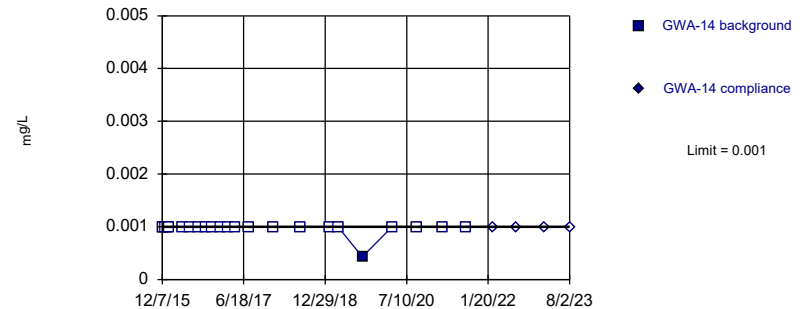


Non-parametric test used in lieu of parametric prediction limit because censored data exceeded 50%. Limit is highest of 23 background values. 95.65% NDs. Well-constituent pair annual alpha = 0.006819. Individual comparison alpha = 0.003415 (1 of 2).

Constituent: Arsenic Analysis Run 9/14/2023 8:19 AM View: Appendix I  
Plant McIntosh Client: Southern Company Data: McIntosh LF4 CCR

Sanitas™ v.9.6.37 . UG  
Hollow symbols indicate censored values.  
Within Limit

Prediction Limit  
Intrawell Non-parametric

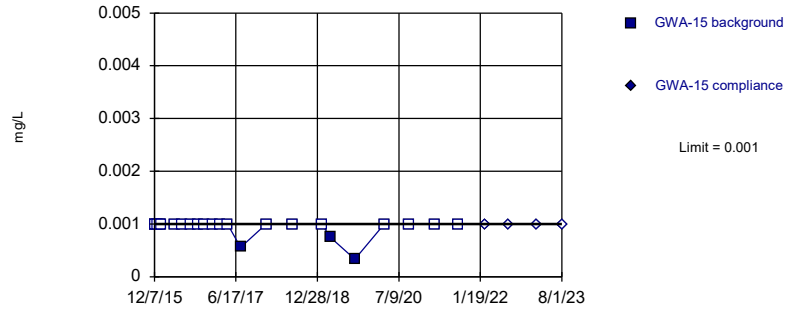


Non-parametric test used in lieu of parametric prediction limit because censored data exceeded 50%. Limit is highest of 23 background values. 95.65% NDs. Well-constituent pair annual alpha = 0.006819. Individual comparison alpha = 0.003415 (1 of 2).

Constituent: Arsenic Analysis Run 9/14/2023 8:19 AM View: Appendix I  
Plant McIntosh Client: Southern Company Data: McIntosh LF4 CCR

Sanitas™ v.9.6.37 . UG  
 Hollow symbols indicate censored values.  
 Within Limit

Prediction Limit  
 Intrawell Non-parametric

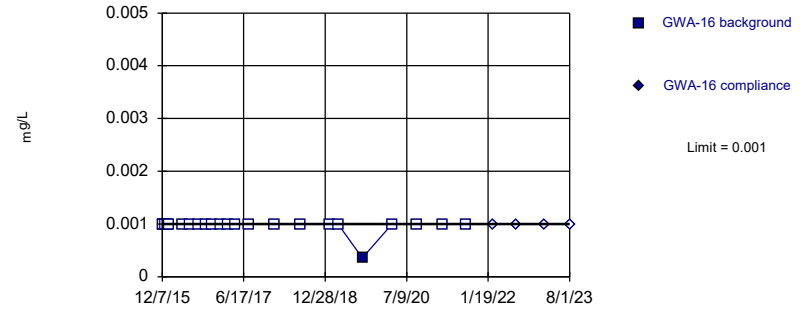


Non-parametric test used in lieu of parametric prediction limit because censored data exceeded 50%. Limit is highest of 23 background values. 86.96% NDs. Well-constituent pair annual alpha = 0.006819. Individual comparison alpha = 0.003415 (1 of 2).

Constituent: Arsenic Analysis Run 9/14/2023 8:19 AM View: Appendix I  
 Plant McIntosh Client: Southern Company Data: McIntosh LF4 CCR

Sanitas™ v.9.6.37 . UG  
 Hollow symbols indicate censored values.  
 Within Limit

Prediction Limit  
 Intrawell Non-parametric

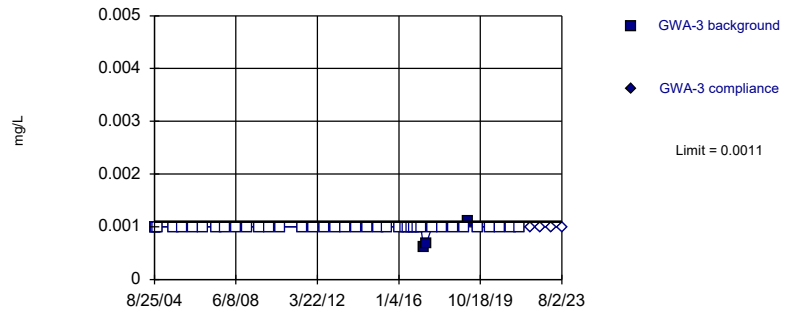


Non-parametric test used in lieu of parametric prediction limit because censored data exceeded 50%. Limit is highest of 23 background values. 95.65% NDs. Well-constituent pair annual alpha = 0.006819. Individual comparison alpha = 0.003415 (1 of 2).

Constituent: Arsenic Analysis Run 9/14/2023 8:19 AM View: Appendix I  
 Plant McIntosh Client: Southern Company Data: McIntosh LF4 CCR

Sanitas™ v.9.6.37 . UG  
 Hollow symbols indicate censored values.  
 Within Limit

Prediction Limit  
 Intrawell Non-parametric

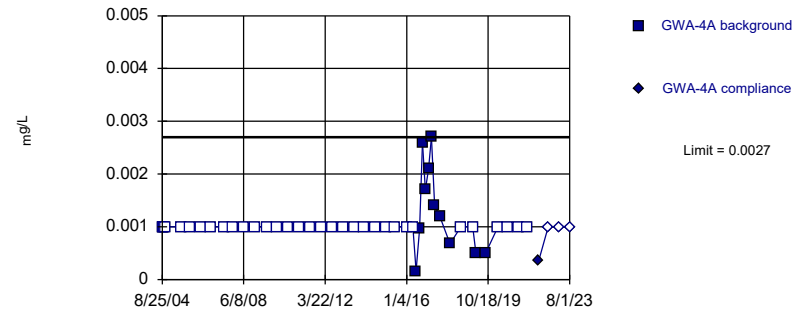


Non-parametric test used in lieu of parametric prediction limit because censored data exceeded 50%. Limit is highest of 43 background values. 93.02% NDs. Well-constituent pair annual alpha = 0.002073. Individual comparison alpha = 0.001037 (1 of 2).

Constituent: Arsenic Analysis Run 9/14/2023 8:19 AM View: Appendix I  
 Plant McIntosh Client: Southern Company Data: McIntosh LF4 CCR

Sanitas™ v.9.6.37 . UG  
 Hollow symbols indicate censored values.  
 Within Limit

Prediction Limit  
 Intrawell Non-parametric



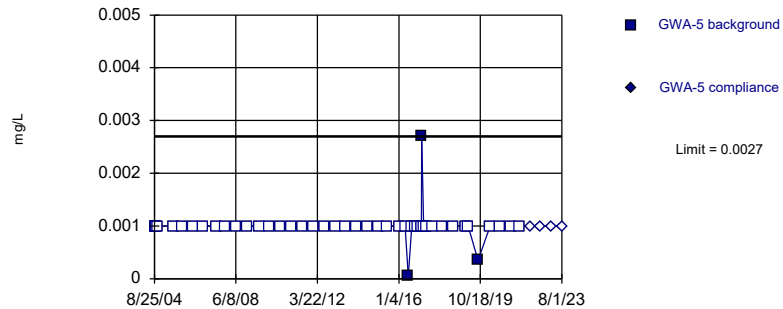
Non-parametric test used in lieu of parametric prediction limit because censored data exceeded 50%. Limit is highest of 44 background values. 75% NDs. Well-constituent pair annual alpha = 0.001992. Individual comparison alpha = 0.0009963 (1 of 2).

Constituent: Arsenic Analysis Run 9/14/2023 8:19 AM View: Appendix I  
 Plant McIntosh Client: Southern Company Data: McIntosh LF4 CCR



Sanitas™ v.9.6.37 . UG  
Hollow symbols indicate censored values.  
Within Limit

Prediction Limit  
Intrawell Non-parametric

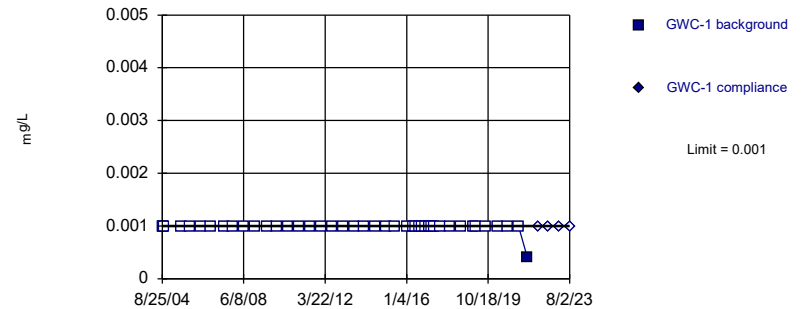


Non-parametric test used in lieu of parametric prediction limit because censored data exceeded 50%. Limit is highest of 46 background values. 93.48% NDs. Well-constituent pair annual alpha = 0.001829. Individual comparison alpha = 0.0009151 (1 of 2).

Constituent: Arsenic Analysis Run 9/14/2023 8:19 AM View: Appendix I  
Plant McIntosh Client: Southern Company Data: McIntosh LF4 CCR

Sanitas™ v.9.6.37 . UG  
Hollow symbols indicate censored values.  
Within Limit

Prediction Limit  
Intrawell Non-parametric

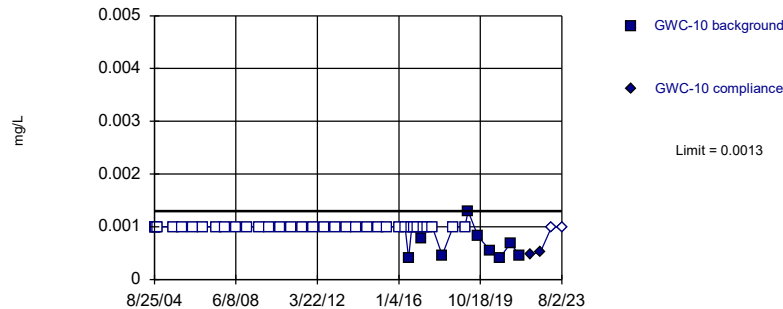


Non-parametric test used in lieu of parametric prediction limit because censored data exceeded 50%. Limit is highest of 44 background values. 97.73% NDs. Well-constituent pair annual alpha = 0.001992. Individual comparison alpha = 0.0009963 (1 of 2).

Constituent: Arsenic Analysis Run 9/14/2023 8:19 AM View: Appendix I  
Plant McIntosh Client: Southern Company Data: McIntosh LF4 CCR

Sanitas™ v.9.6.37 . UG  
Hollow symbols indicate censored values.  
Within Limit

Prediction Limit  
Intrawell Non-parametric

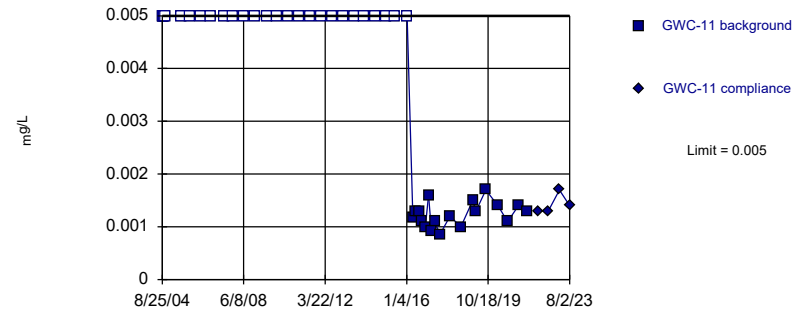


Non-parametric test used in lieu of parametric prediction limit because censored data exceeded 50%. Limit is highest of 44 background values. 79.55% NDs. Well-constituent pair annual alpha = 0.001992. Individual comparison alpha = 0.0009963 (1 of 2).

Constituent: Arsenic Analysis Run 9/14/2023 8:19 AM View: Appendix I  
Plant McIntosh Client: Southern Company Data: McIntosh LF4 CCR

Sanitas™ v.9.6.37 . UG  
Hollow symbols indicate censored values.  
Within Limit

Prediction Limit  
Intrawell Non-parametric

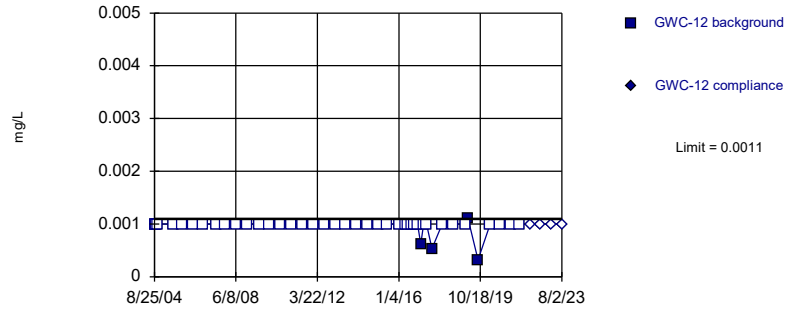


Non-parametric test used in lieu of parametric prediction limit because censored data exceeded 50%. Limit is highest of 44 background values. 59.09% NDs. Well-constituent pair annual alpha = 0.001992. Individual comparison alpha = 0.0009963 (1 of 2).

Constituent: Arsenic Analysis Run 9/14/2023 8:19 AM View: Appendix I  
Plant McIntosh Client: Southern Company Data: McIntosh LF4 CCR

Sanitas™ v.9.6.37 . UG  
Hollow symbols indicate censored values.  
Within Limit

Prediction Limit  
Intrawell Non-parametric

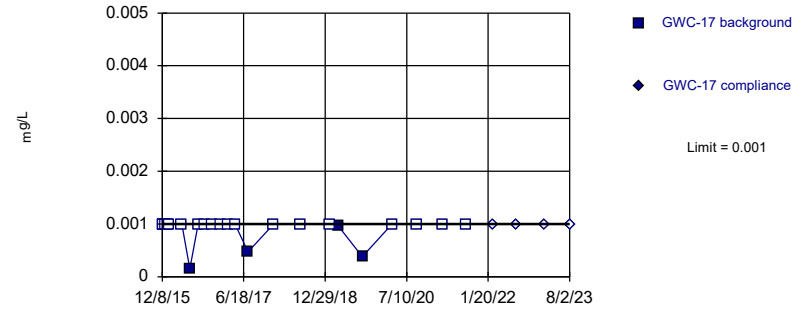


Non-parametric test used in lieu of parametric prediction limit because censored data exceeded 50%. Limit is highest of 44 background values. 90.91% NDs. Well-constituent pair annual alpha = 0.001992. Individual comparison alpha = 0.0009963 (1 of 2).

Constituent: Arsenic Analysis Run 9/14/2023 8:19 AM View: Appendix I  
Plant McIntosh Client: Southern Company Data: McIntosh LF4 CCR

Sanitas™ v.9.6.37 . UG  
Hollow symbols indicate censored values.  
Within Limit

Prediction Limit  
Intrawell Non-parametric

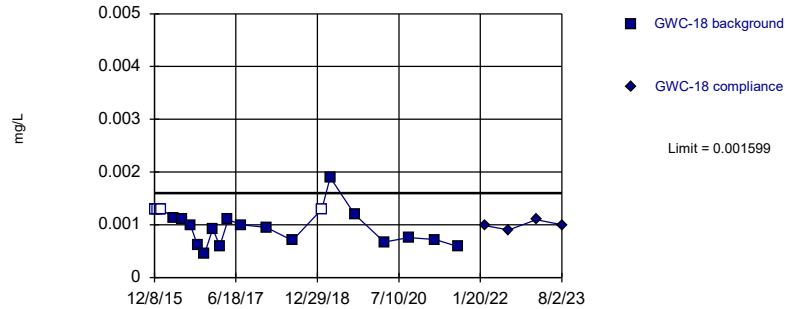


Non-parametric test used in lieu of parametric prediction limit because censored data exceeded 50%. Limit is highest of 23 background values. 82.61% NDs. Well-constituent pair annual alpha = 0.006819. Individual comparison alpha = 0.003415 (1 of 2).

Constituent: Arsenic Analysis Run 9/14/2023 8:19 AM View: Appendix I  
Plant McIntosh Client: Southern Company Data: McIntosh LF4 CCR

Sanitas™ v.9.6.37 . UG  
Hollow symbols indicate censored values.  
Within Limit

Prediction Limit  
Intrawell Parametric

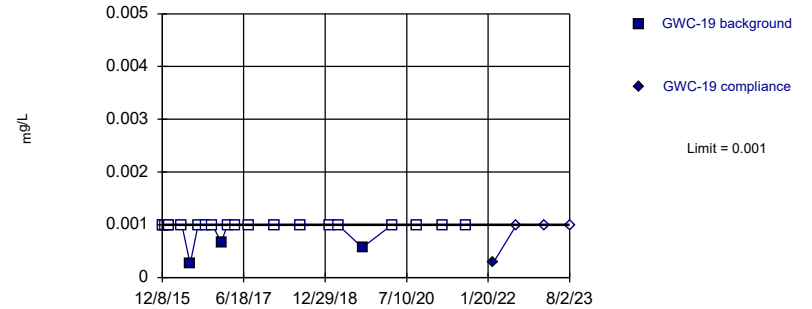


Background Data Summary (after Kaplan-Meier Adjustment): Mean=0.0008505, Std. Dev.=0.0003091, n=23, 26.09% NDs. Normality test: Shapiro Wilk @alpha = 0.01, calculated = 0.9326, critical = 0.881. Kappa = 2.421 (c=15, w=9, 1 of 2, event alpha = 0.05132). Report alpha = 0.0003901.

Constituent: Arsenic Analysis Run 9/14/2023 8:19 AM View: Appendix I  
Plant McIntosh Client: Southern Company Data: McIntosh LF4 CCR

Sanitas™ v.9.6.37 . UG  
Hollow symbols indicate censored values.  
Within Limit

Prediction Limit  
Intrawell Non-parametric

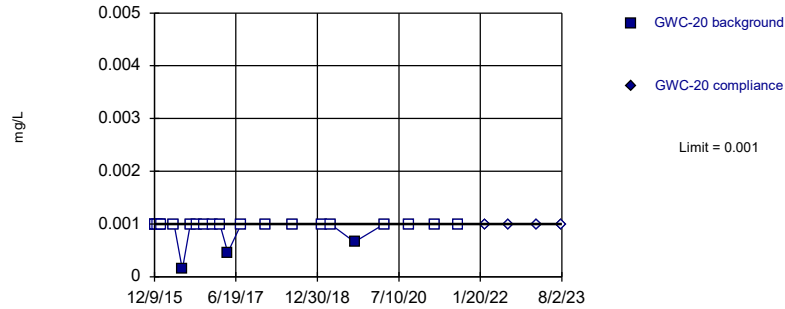


Non-parametric test used in lieu of parametric prediction limit because censored data exceeded 50%. Limit is highest of 23 background values. 86.96% NDs. Well-constituent pair annual alpha = 0.006819. Individual comparison alpha = 0.003415 (1 of 2).

Constituent: Arsenic Analysis Run 9/14/2023 8:19 AM View: Appendix I  
Plant McIntosh Client: Southern Company Data: McIntosh LF4 CCR

Sanitas™ v.9.6.37 . UG  
Hollow symbols indicate censored values.  
Within Limit

### Prediction Limit Intrawell Non-parametric

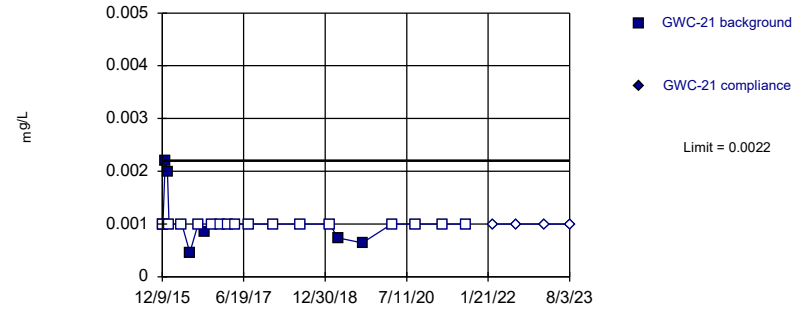


Non-parametric test used in lieu of parametric prediction limit because censored data exceeded 50%. Limit is highest of 23 background values. 86.96% NDs. Well-constituent pair annual alpha = 0.006819. Individual comparison alpha = 0.003415 (1 of 2).

Constituent: Arsenic Analysis Run 9/14/2023 8:19 AM View: Appendix I  
Plant McIntosh Client: Southern Company Data: McIntosh LF4 CCR

Sanitas™ v.9.6.37 . UG  
Hollow symbols indicate censored values.  
Within Limit

### Prediction Limit Intrawell Non-parametric

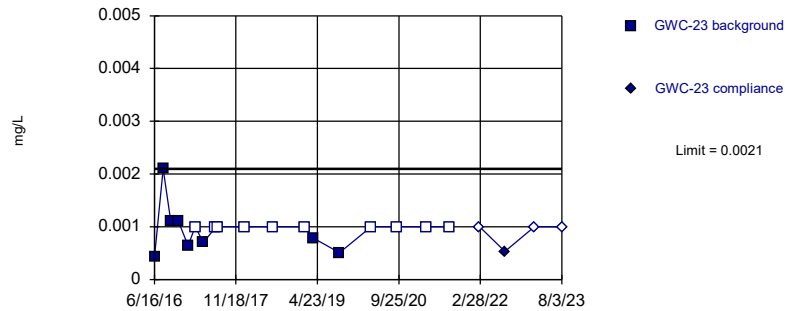


Non-parametric test used in lieu of parametric prediction limit because censored data exceeded 50%. Limit is highest of 23 background values. 73.91% NDs. Well-constituent pair annual alpha = 0.006819. Individual comparison alpha = 0.003415 (1 of 2).

Constituent: Arsenic Analysis Run 9/14/2023 8:19 AM View: Appendix I  
Plant McIntosh Client: Southern Company Data: McIntosh LF4 CCR

Sanitas™ v.9.6.37 . UG  
Hollow symbols indicate censored values.  
Within Limit

### Prediction Limit Intrawell Non-parametric

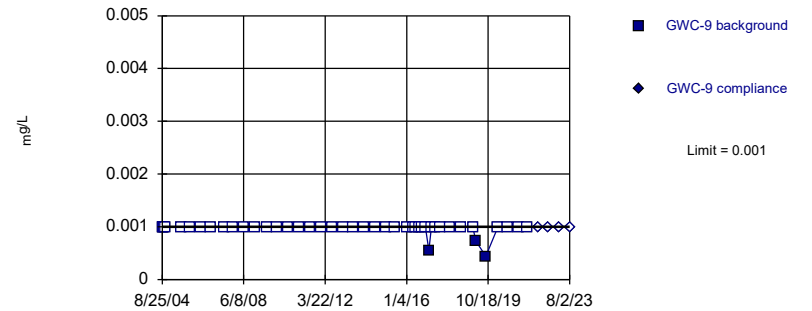


Non-parametric test used in lieu of parametric prediction limit because censored data exceeded 50%. Limit is highest of 18 background values. 55.56% NDs. Well-constituent pair annual alpha = 0.01072. Individual comparison alpha = 0.005373 (1 of 2).

Constituent: Arsenic Analysis Run 9/14/2023 8:19 AM View: Appendix I  
Plant McIntosh Client: Southern Company Data: McIntosh LF4 CCR

Sanitas™ v.9.6.37 . UG  
Hollow symbols indicate censored values.  
Within Limit

### Prediction Limit Intrawell Non-parametric

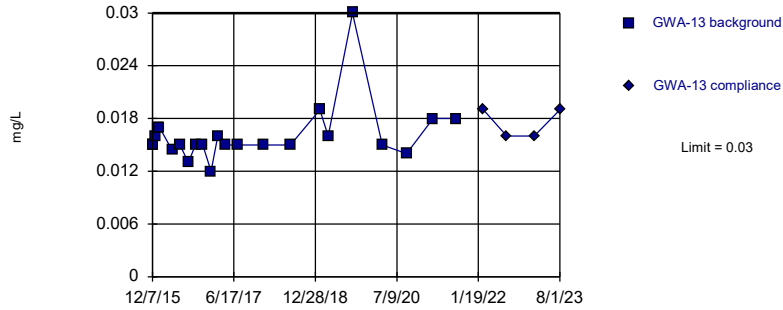


Non-parametric test used in lieu of parametric prediction limit because censored data exceeded 50%. Limit is highest of 44 background values. 93.18% NDs. Well-constituent pair annual alpha = 0.001992. Individual comparison alpha = 0.0009963 (1 of 2).

Constituent: Arsenic Analysis Run 9/14/2023 8:19 AM View: Appendix I  
Plant McIntosh Client: Southern Company Data: McIntosh LF4 CCR

Within Limit

### Prediction Limit Intrawell Non-parametric

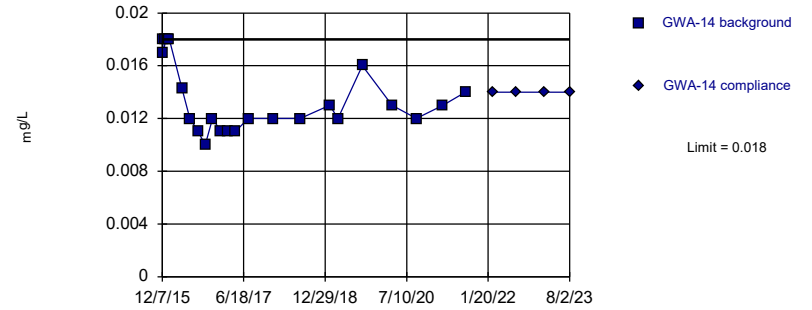


Non-parametric test used in lieu of parametric prediction limit because the Shapiro Wilk normality test showed the data to be non-normal at the 0.01 alpha level. Limit is highest of 23 background values. Well-constituent pair annual alpha = 0.006819. Individual comparison alpha = 0.003415 (1 of 2).

Constituent: Barium Analysis Run 9/14/2023 8:19 AM View: Appendix I  
Plant McIntosh Client: Southern Company Data: McIntosh LF4 CCR

Within Limit

### Prediction Limit Intrawell Non-parametric

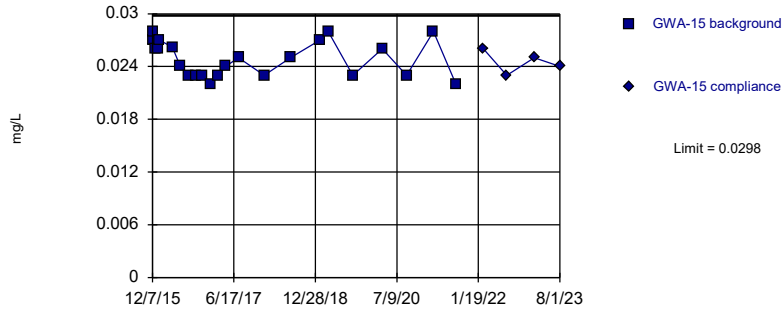


Non-parametric test used in lieu of parametric prediction limit because the Shapiro Wilk normality test showed the data to be non-normal at the 0.01 alpha level. Limit is highest of 23 background values. Well-constituent pair annual alpha = 0.006819. Individual comparison alpha = 0.003415 (1 of 2).

Constituent: Barium Analysis Run 9/14/2023 8:19 AM View: Appendix I  
Plant McIntosh Client: Southern Company Data: McIntosh LF4 CCR

Within Limit

### Prediction Limit Intrawell Parametric

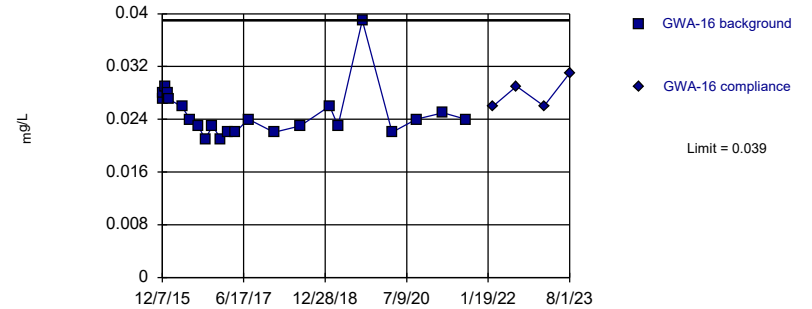


Background Data Summary: Mean=0.02488, Std. Dev.=0.002035, n=23. Normality test: Shapiro Wilk @alpha = 0.01, calculated = 0.896, critical = 0.881. Kappa = 2.421 (c=15, w=9, 1 of 2, event alpha = 0.05132). Report alpha = 0.0003901.

Constituent: Barium Analysis Run 9/14/2023 8:19 AM View: Appendix I  
Plant McIntosh Client: Southern Company Data: McIntosh LF4 CCR

Within Limit

### Prediction Limit Intrawell Non-parametric

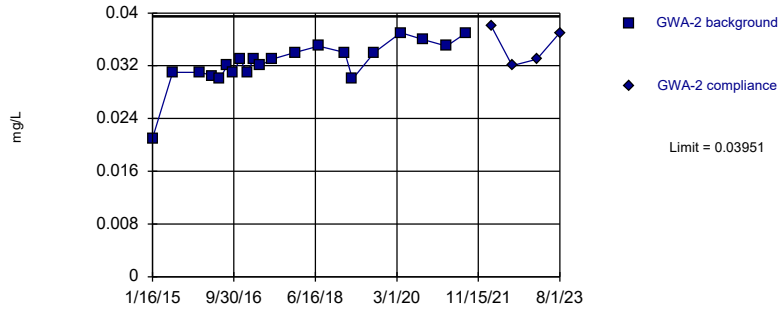


Non-parametric test used in lieu of parametric prediction limit because the Shapiro Wilk normality test showed the data to be non-normal at the 0.01 alpha level. Limit is highest of 23 background values. Well-constituent pair annual alpha = 0.006819. Individual comparison alpha = 0.003415 (1 of 2).

Constituent: Barium Analysis Run 9/14/2023 8:19 AM View: Appendix I  
Plant McIntosh Client: Southern Company Data: McIntosh LF4 CCR

Within Limit

Prediction Limit  
Intrawell Parametric

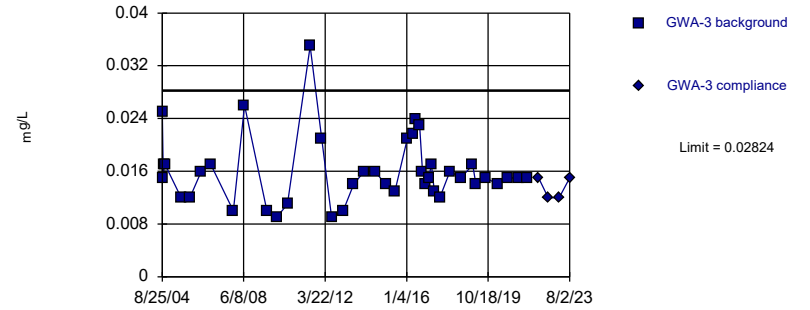


Background Data Summary (based on square transformation): Mean=0.001061, Std. Dev.=0.000203, n=21.  
 Normality test: Shapiro Wilk @alpha = 0.01, calculated = 0.8974, critical = 0.873. Kappa = 2.461 (c=15, w=9, 1 of 2, event alpha = 0.05132). Report alpha = 0.0003901.

Constituent: Barium Analysis Run 9/14/2023 8:19 AM View: Appendix I  
 Plant McIntosh Client: Southern Company Data: McIntosh LF4 CCR

Within Limit

Prediction Limit  
Intrawell Parametric

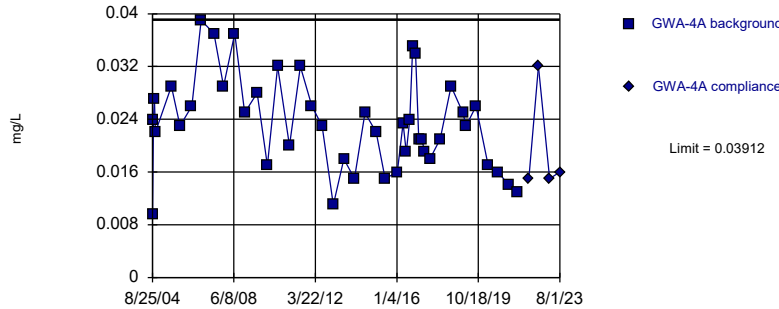


Background Data Summary (based on square root transformation): Mean=0.1253, Std. Dev.=0.01911, n=41.  
 Normality test: Shapiro Wilk @alpha = 0.01, calculated = 0.9275, critical = 0.92. Kappa = 2.24 (c=15, w=9, 1 of 2, event alpha = 0.05132). Report alpha = 0.0003901.

Constituent: Barium Analysis Run 9/14/2023 8:19 AM View: Appendix I  
 Plant McIntosh Client: Southern Company Data: McIntosh LF4 CCR

Within Limit

Prediction Limit  
Intrawell Parametric

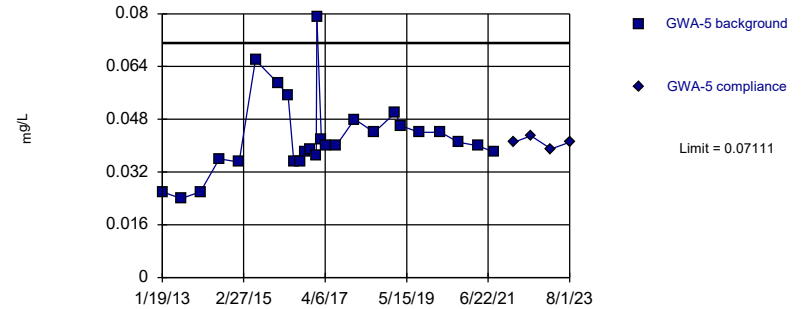


Background Data Summary: Mean=0.02332, Std. Dev.=0.007101, n=44. Normality test: Shapiro Wilk @alpha = 0.01, calculated = 0.9744, critical = 0.924. Kappa = 2.225 (c=15, w=9, 1 of 2, event alpha = 0.05132). Report alpha = 0.0003901.

Constituent: Barium Analysis Run 9/14/2023 8:19 AM View: Appendix I  
 Plant McIntosh Client: Southern Company Data: McIntosh LF4 CCR

Within Limit

Prediction Limit  
Intrawell Parametric

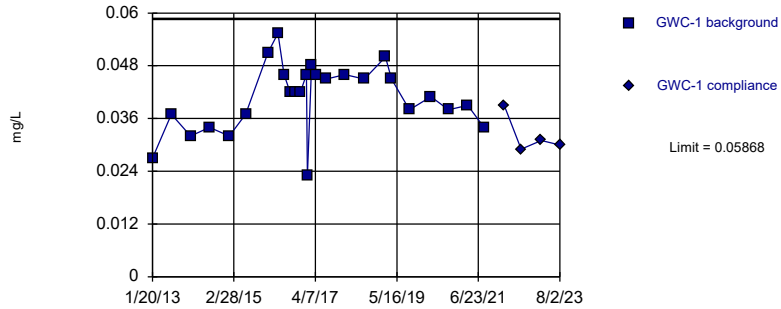


Background Data Summary: Mean=0.04259, Std. Dev.=0.01205, n=26. Normality test: Shapiro Wilk @alpha = 0.01, calculated = 0.8987, critical = 0.891. Kappa = 2.368 (c=15, w=9, 1 of 2, event alpha = 0.05132). Report alpha = 0.0003901.

Constituent: Barium Analysis Run 9/14/2023 8:19 AM View: Appendix I  
 Plant McIntosh Client: Southern Company Data: McIntosh LF4 CCR

Within Limit

### Prediction Limit Intrawell Parametric

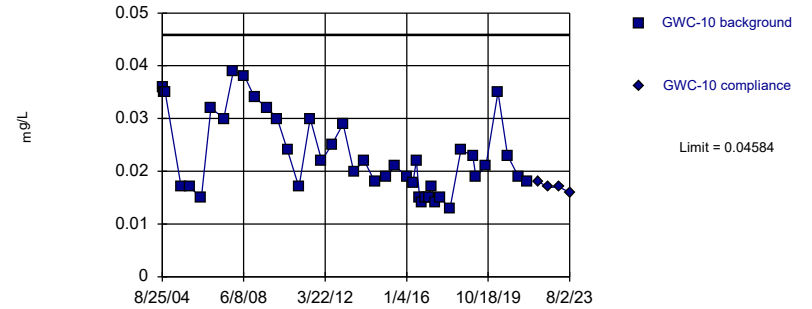


Background Data Summary: Mean=0.04082, Std. Dev.=0.007541, n=26. Normality test: Shapiro Wilk @alpha = 0.01, calculated = 0.9747, critical = 0.891. Kappa = 2.368 (c=15, w=9, 1 of 2, event alpha = 0.05132). Report alpha = 0.0003901.

Constituent: Barium Analysis Run 9/14/2023 8:19 AM View: Appendix I  
 Plant McIntosh Client: Southern Company Data: McIntosh LF4 CCR

Within Limit

### Prediction Limit Intrawell Parametric

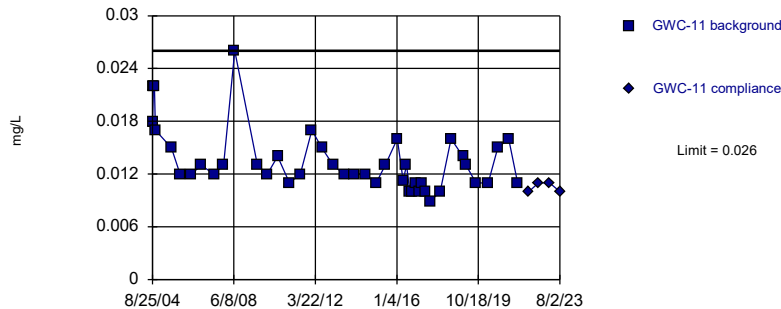


Background Data Summary (based on natural log transformation): Mean=3.805, Std. Dev.=0.3247, n=44. Normality test: Shapiro Wilk @alpha = 0.01, calculated = 0.9255, critical = 0.924. Kappa = 2.225 (c=15, w=9, 1 of 2, event alpha = 0.05132). Report alpha = 0.0003901.

Constituent: Barium Analysis Run 9/14/2023 8:19 AM View: Appendix I  
 Plant McIntosh Client: Southern Company Data: McIntosh LF4 CCR

Within Limit

### Prediction Limit Intrawell Non-parametric

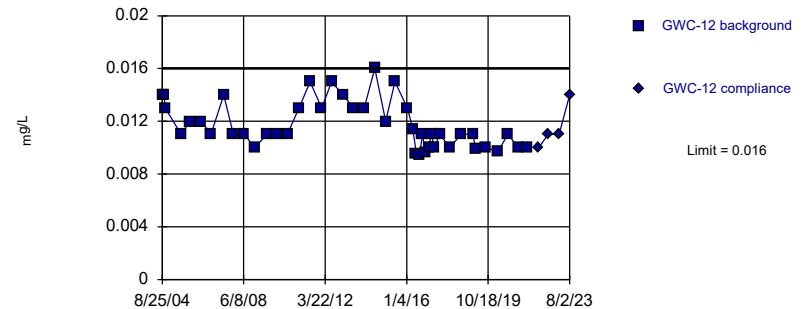


Non-parametric test used in lieu of parametric prediction limit because the Shapiro Wilk normality test showed the data to be non-normal at the 0.01 alpha level. Limit is highest of 43 background values. Well-constituent pair annual alpha = 0.002073. Individual comparison alpha = 0.001037 (1 of 2).

Constituent: Barium Analysis Run 9/14/2023 8:19 AM View: Appendix I  
 Plant McIntosh Client: Southern Company Data: McIntosh LF4 CCR

Within Limit

### Prediction Limit Intrawell Non-parametric



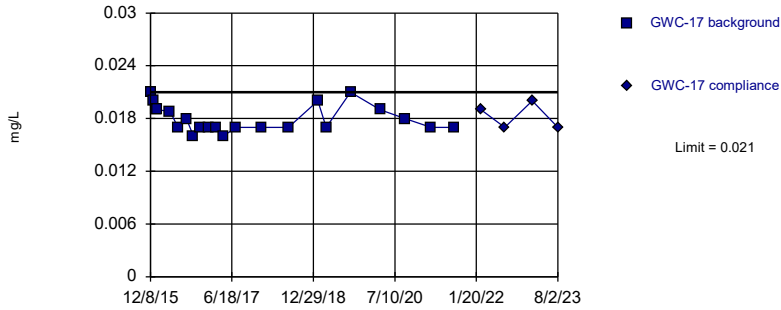
Non-parametric test used in lieu of parametric prediction limit because the Shapiro Wilk normality test showed the data to be non-normal at the 0.01 alpha level. Limit is highest of 44 background values. Well-constituent pair annual alpha = 0.001992. Individual comparison alpha = 0.0009963 (1 of 2).

Constituent: Barium Analysis Run 9/14/2023 8:19 AM View: Appendix I  
 Plant McIntosh Client: Southern Company Data: McIntosh LF4 CCR

Within Limit

### Prediction Limit

Intrawell Non-parametric



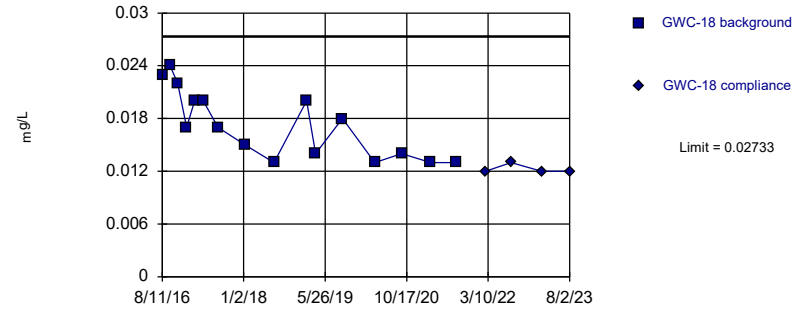
Non-parametric test used in lieu of parametric prediction limit because the Shapiro Wilk normality test showed the data to be non-normal at the 0.01 alpha level. Limit is highest of 23 background values. Well-constituent pair annual alpha = 0.006819. Individual comparison alpha = 0.003415 (1 of 2).

Constituent: Barium Analysis Run 9/14/2023 8:19 AM View: Appendix I  
 Plant McIntosh Client: Southern Company Data: McIntosh LF4 CCR

Within Limit

### Prediction Limit

Intrawell Parametric



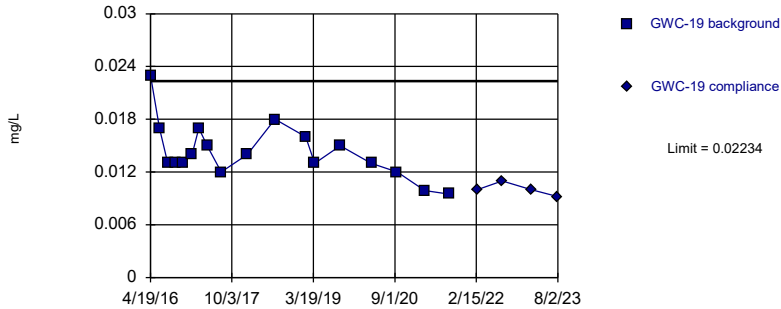
Background Data Summary: Mean=0.01725, Std. Dev.=0.003856, n=16. Normality test: Shapiro Wilk @alpha = 0.01, calculated = 0.8949, critical = 0.844. Kappa = 2.615 (c=15, w=9, 1 of 2, event alpha = 0.05132). Report alpha = 0.0003901.

Constituent: Barium Analysis Run 9/14/2023 8:19 AM View: Appendix I  
 Plant McIntosh Client: Southern Company Data: McIntosh LF4 CCR

Within Limit

### Prediction Limit

Intrawell Parametric



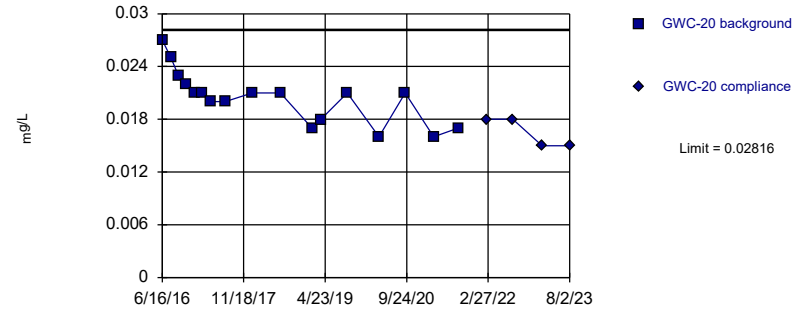
Background Data Summary: Mean=0.0143, Std. Dev.=0.003157, n=18. Normality test: Shapiro Wilk @alpha = 0.01, calculated = 0.9177, critical = 0.858. Kappa = 2.548 (c=15, w=9, 1 of 2, event alpha = 0.05132). Report alpha = 0.0003901.

Constituent: Barium Analysis Run 9/14/2023 8:19 AM View: Appendix I  
 Plant McIntosh Client: Southern Company Data: McIntosh LF4 CCR

Within Limit

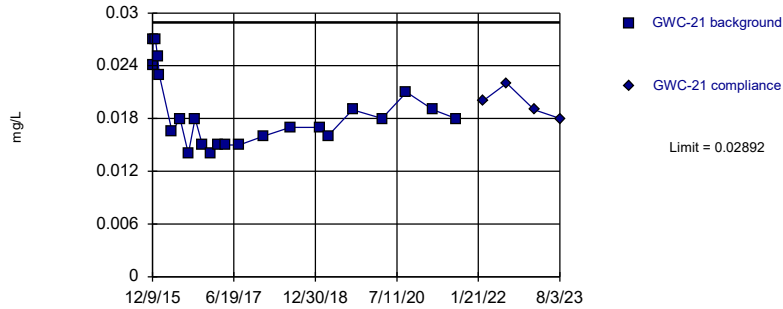
### Prediction Limit

Intrawell Parametric



Within Limit

Prediction Limit  
Intrawell Parametric

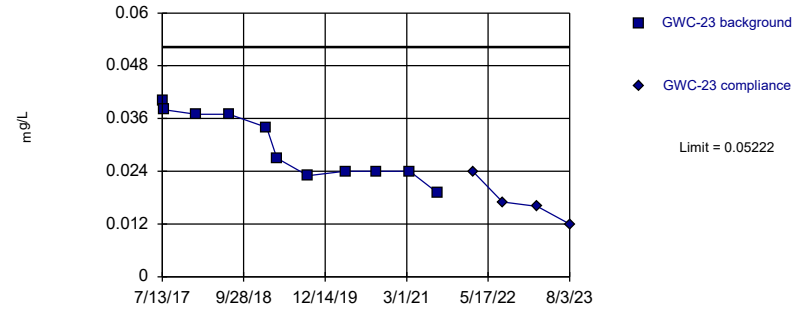


Background Data Summary (based on square root transformation): Mean=0.1356, Std. Dev.=0.01422, n=23. Normality test: Shapiro Wilk @alpha = 0.01, calculated = 0.891, critical = 0.881. Kappa = 2.421 (c=15, w=9, 1 of 2, event alpha = 0.05132). Report alpha = 0.0003901.

Constituent: Barium Analysis Run 9/14/2023 8:20 AM View: Appendix I  
 Plant McIntosh Client: Southern Company Data: McIntosh LF4 CCR

Within Limit

Prediction Limit  
Intrawell Parametric

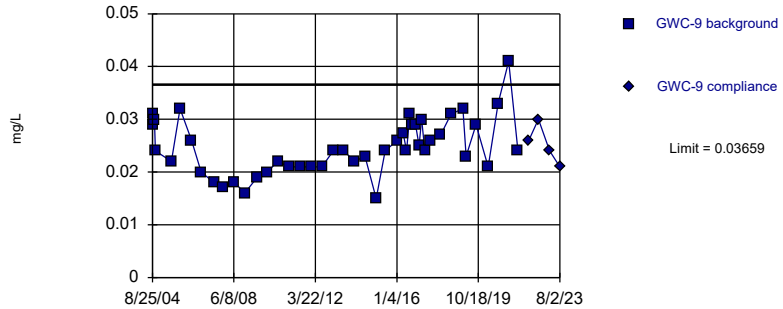


Background Data Summary: Mean=0.02973, Std. Dev.=0.007511, n=11. Normality test: Shapiro Wilk @alpha = 0.01, calculated = 0.8755, critical = 0.792. Kappa = 2.994 (c=15, w=9, 1 of 2, event alpha = 0.05132). Report alpha = 0.0003901.

Constituent: Barium Analysis Run 9/14/2023 8:20 AM View: Appendix I  
 Plant McIntosh Client: Southern Company Data: McIntosh LF4 CCR

Within Limit

Prediction Limit  
Intrawell Parametric



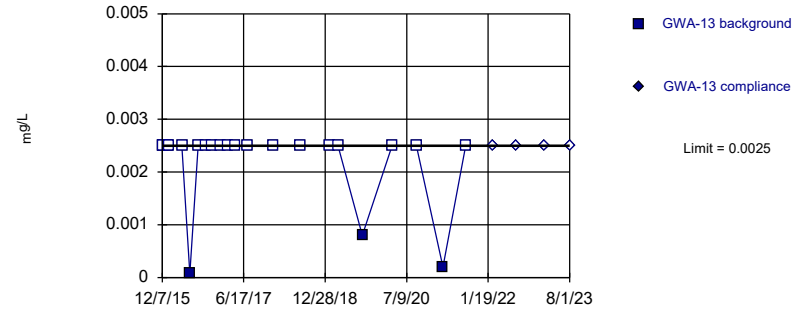
Background Data Summary: Mean=0.02483, Std. Dev.=0.005288, n=44. Normality test: Shapiro Wilk @alpha = 0.01, calculated = 0.9689, critical = 0.924. Kappa = 2.225 (c=15, w=9, 1 of 2, event alpha = 0.05132). Report alpha = 0.0003901.

Constituent: Barium Analysis Run 9/14/2023 8:20 AM View: Appendix I  
 Plant McIntosh Client: Southern Company Data: McIntosh LF4 CCR

Hollow symbols indicate censored values.

Within Limit

Prediction Limit  
Intrawell Non-parametric



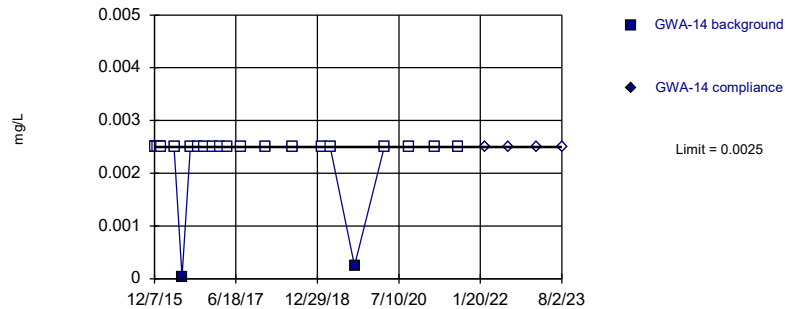
Non-parametric test used in lieu of parametric prediction limit because censored data exceeded 50%. Limit is highest of 22 background values. 86.36% NDs. Well-constituent pair annual alpha = 0.007401. Individual comparison alpha = 0.003707 (1 of 2).

Constituent: Beryllium Analysis Run 9/14/2023 8:20 AM View: Appendix I  
 Plant McIntosh Client: Southern Company Data: McIntosh LF4 CCR



Sanitas™ v.9.6.37 . UG  
Hollow symbols indicate censored values.  
Within Limit

Prediction Limit  
Intrawell Non-parametric

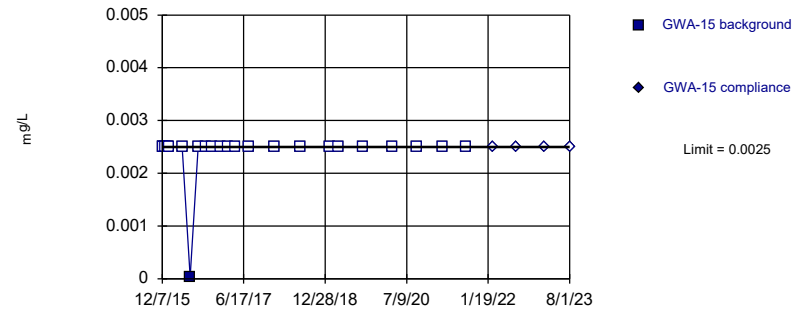


Non-parametric test used in lieu of parametric prediction limit because censored data exceeded 50%. Limit is highest of 23 background values. 91.3% NDs. Well-constituent pair annual alpha = 0.006819. Individual comparison alpha = 0.003415 (1 of 2).

Constituent: Beryllium Analysis Run 9/14/2023 8:20 AM View: Appendix I  
Plant McIntosh Client: Southern Company Data: McIntosh LF4 CCR

Sanitas™ v.9.6.37 . UG  
Hollow symbols indicate censored values.  
Within Limit

Prediction Limit  
Intrawell Non-parametric

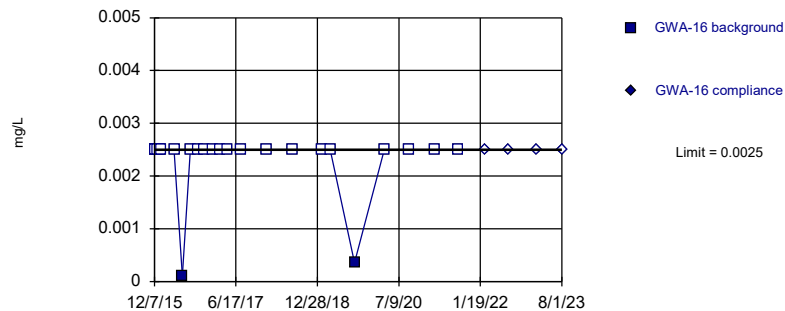


Non-parametric test used in lieu of parametric prediction limit because censored data exceeded 50%. Limit is highest of 23 background values. 95.65% NDs. Well-constituent pair annual alpha = 0.006819. Individual comparison alpha = 0.003415 (1 of 2).

Constituent: Beryllium Analysis Run 9/14/2023 8:20 AM View: Appendix I  
Plant McIntosh Client: Southern Company Data: McIntosh LF4 CCR

Sanitas™ v.9.6.37 . UG  
Hollow symbols indicate censored values.  
Within Limit

Prediction Limit  
Intrawell Non-parametric

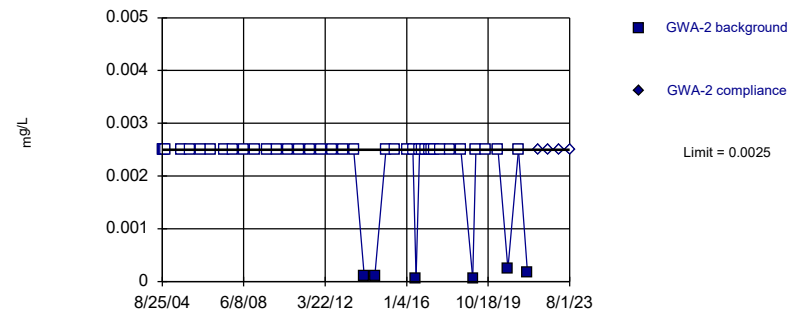


Non-parametric test used in lieu of parametric prediction limit because censored data exceeded 50%. Limit is highest of 23 background values. 91.3% NDs. Well-constituent pair annual alpha = 0.006819. Individual comparison alpha = 0.003415 (1 of 2).

Constituent: Beryllium Analysis Run 9/14/2023 8:20 AM View: Appendix I  
Plant McIntosh Client: Southern Company Data: McIntosh LF4 CCR

Sanitas™ v.9.6.37 . UG  
Hollow symbols indicate censored values.  
Within Limit

Prediction Limit  
Intrawell Non-parametric

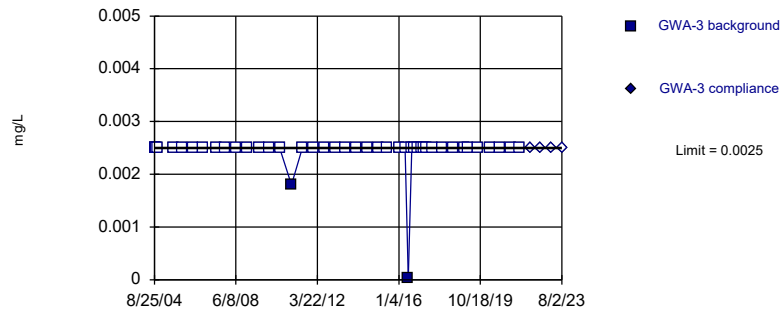


Non-parametric test used in lieu of parametric prediction limit because censored data exceeded 50%. Limit is highest of 44 background values. 86.36% NDs. Well-constituent pair annual alpha = 0.001992. Individual comparison alpha = 0.0009963 (1 of 2).

Constituent: Beryllium Analysis Run 9/14/2023 8:20 AM View: Appendix I  
Plant McIntosh Client: Southern Company Data: McIntosh LF4 CCR

Sanitas™ v.9.6.37 . UG  
Hollow symbols indicate censored values.  
Within Limit

### Prediction Limit Intrawell Non-parametric

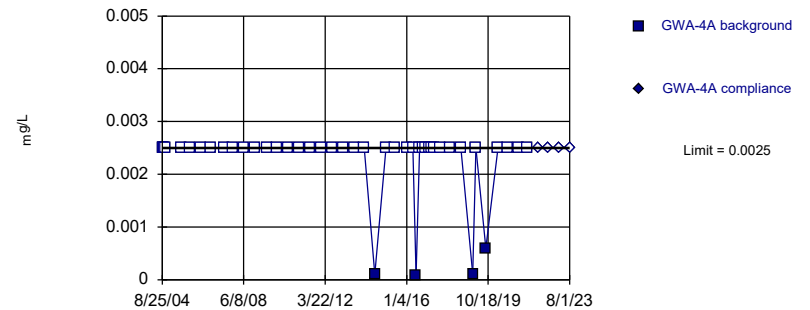


Non-parametric test used in lieu of parametric prediction limit because censored data exceeded 50%. Limit is highest of 44 background values. 95.45% NDs. Well-constituent pair annual alpha = 0.001992. Individual comparison alpha = 0.0009963 (1 of 2).

Constituent: Beryllium Analysis Run 9/14/2023 8:20 AM View: Appendix I  
Plant McIntosh Client: Southern Company Data: McIntosh LF4 CCR

Sanitas™ v.9.6.37 . UG  
Hollow symbols indicate censored values.  
Within Limit

### Prediction Limit Intrawell Non-parametric

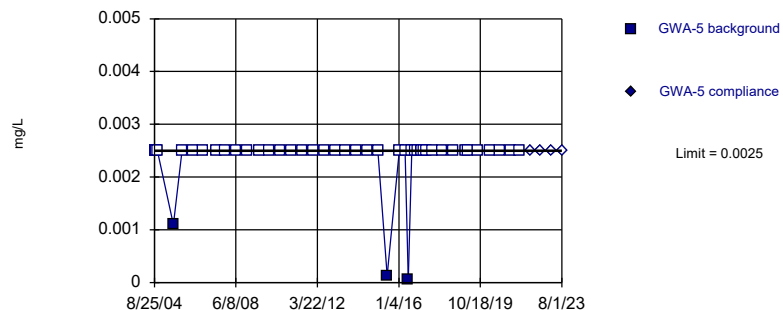


Non-parametric test used in lieu of parametric prediction limit because censored data exceeded 50%. Limit is highest of 44 background values. 90.91% NDs. Well-constituent pair annual alpha = 0.001992. Individual comparison alpha = 0.0009963 (1 of 2).

Constituent: Beryllium Analysis Run 9/14/2023 8:20 AM View: Appendix I  
Plant McIntosh Client: Southern Company Data: McIntosh LF4 CCR

Sanitas™ v.9.6.37 . UG  
Hollow symbols indicate censored values.  
Within Limit

### Prediction Limit Intrawell Non-parametric

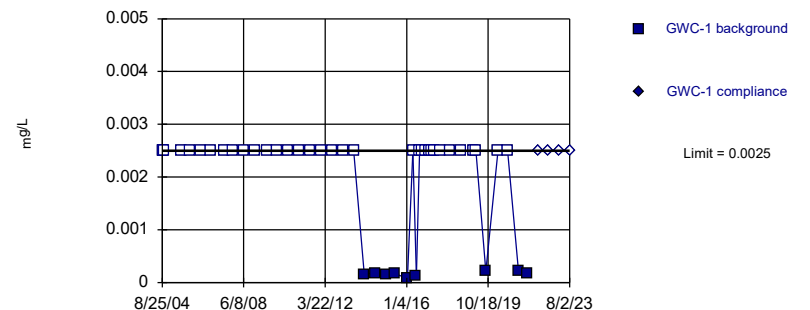


Non-parametric test used in lieu of parametric prediction limit because censored data exceeded 50%. Limit is highest of 46 background values. 93.48% NDs. Well-constituent pair annual alpha = 0.001829. Individual comparison alpha = 0.0009151 (1 of 2).

Constituent: Beryllium Analysis Run 9/14/2023 8:20 AM View: Appendix I  
Plant McIntosh Client: Southern Company Data: McIntosh LF4 CCR

Sanitas™ v.9.6.37 . UG  
Hollow symbols indicate censored values.  
Within Limit

### Prediction Limit Intrawell Non-parametric

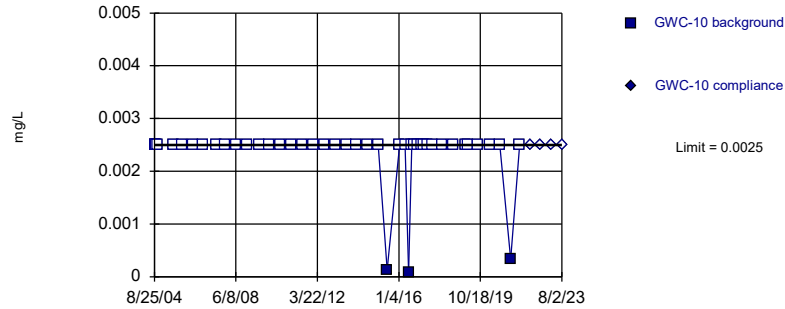


Non-parametric test used in lieu of parametric prediction limit because censored data exceeded 50%. Limit is highest of 44 background values. 79.55% NDs. Well-constituent pair annual alpha = 0.001992. Individual comparison alpha = 0.0009963 (1 of 2).

Constituent: Beryllium Analysis Run 9/14/2023 8:20 AM View: Appendix I  
Plant McIntosh Client: Southern Company Data: McIntosh LF4 CCR

Sanitas™ v.9.6.37 . UG  
Hollow symbols indicate censored values.  
Within Limit

Prediction Limit  
Intrawell Non-parametric

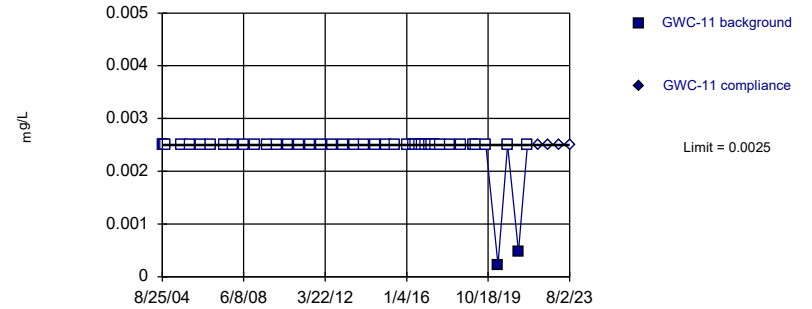


Non-parametric test used in lieu of parametric prediction limit because censored data exceeded 50%. Limit is highest of 44 background values. 93.18% NDs. Well-constituent pair annual alpha = 0.001992. Individual comparison alpha = 0.0009963 (1 of 2).

Constituent: Beryllium Analysis Run 9/14/2023 8:20 AM View: Appendix I  
Plant McIntosh Client: Southern Company Data: McIntosh LF4 CCR

Sanitas™ v.9.6.37 . UG  
Hollow symbols indicate censored values.  
Within Limit

Prediction Limit  
Intrawell Non-parametric

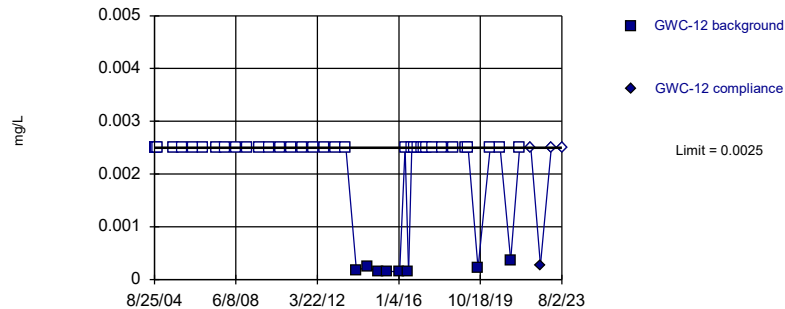


Non-parametric test used in lieu of parametric prediction limit because censored data exceeded 50%. Limit is highest of 44 background values. 95.45% NDs. Well-constituent pair annual alpha = 0.001992. Individual comparison alpha = 0.0009963 (1 of 2).

Constituent: Beryllium Analysis Run 9/14/2023 8:20 AM View: Appendix I  
Plant McIntosh Client: Southern Company Data: McIntosh LF4 CCR

Sanitas™ v.9.6.37 . UG  
Hollow symbols indicate censored values.  
Within Limit

Prediction Limit  
Intrawell Non-parametric

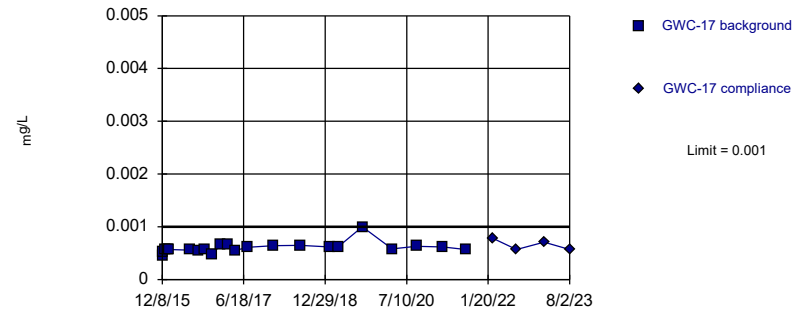


Non-parametric test used in lieu of parametric prediction limit because censored data exceeded 50%. Limit is highest of 44 background values. 81.82% NDs. Well-constituent pair annual alpha = 0.001992. Individual comparison alpha = 0.0009963 (1 of 2).

Constituent: Beryllium Analysis Run 9/14/2023 8:20 AM View: Appendix I  
Plant McIntosh Client: Southern Company Data: McIntosh LF4 CCR

Sanitas™ v.9.6.37 . UG  
Within Limit

Prediction Limit  
Intrawell Non-parametric

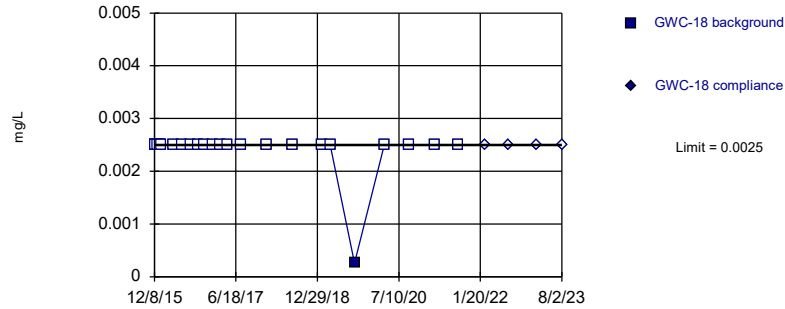


Non-parametric test used in lieu of parametric prediction limit because the Shapiro Wilk normality test showed the data to be non-normal at the 0.01 alpha level. Limit is highest of 22 background values. Well-constituent pair annual alpha = 0.007401. Individual comparison alpha = 0.003707 (1 of 2).

Constituent: Beryllium Analysis Run 9/14/2023 8:20 AM View: Appendix I  
Plant McIntosh Client: Southern Company Data: McIntosh LF4 CCR

Sanitas™ v.9.6.37 . UG  
Hollow symbols indicate censored values.  
Within Limit

### Prediction Limit Intrawell Non-parametric

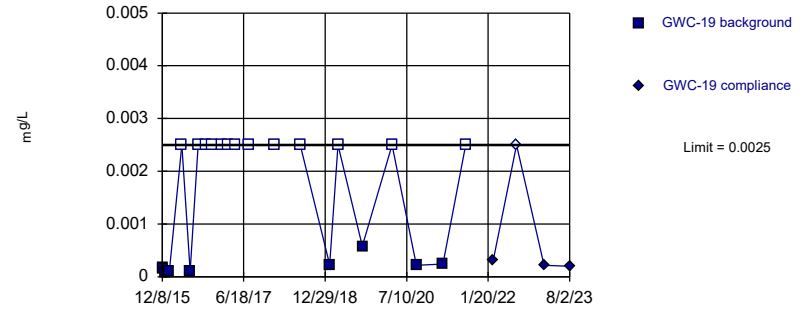


Non-parametric test used in lieu of parametric prediction limit because censored data exceeded 50%. Limit is highest of 23 background values. 95.65% NDs. Well-constituent pair annual alpha = 0.006819. Individual comparison alpha = 0.003415 (1 of 2).

Constituent: Beryllium Analysis Run 9/14/2023 8:20 AM View: Appendix I  
Plant McIntosh Client: Southern Company Data: McIntosh LF4 CCR

Sanitas™ v.9.6.37 . UG  
Hollow symbols indicate censored values.  
Within Limit

### Prediction Limit Intrawell Non-parametric

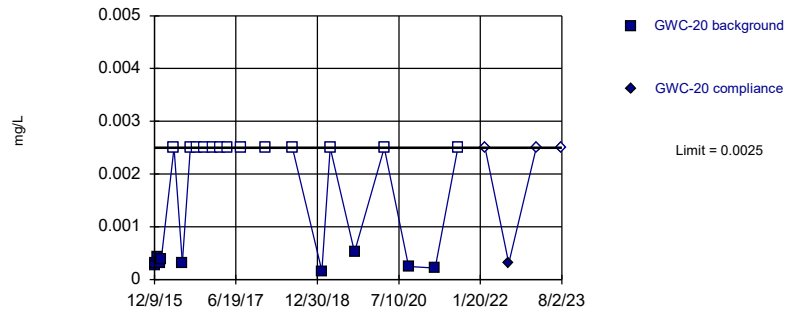


Non-parametric test used in lieu of parametric prediction limit because censored data exceeded 50%. Limit is highest of 23 background values. 56.52% NDs. Well-constituent pair annual alpha = 0.006819. Individual comparison alpha = 0.003415 (1 of 2).

Constituent: Beryllium Analysis Run 9/14/2023 8:20 AM View: Appendix I  
Plant McIntosh Client: Southern Company Data: McIntosh LF4 CCR

Sanitas™ v.9.6.37 . UG  
Hollow symbols indicate censored values.  
Within Limit

### Prediction Limit Intrawell Non-parametric

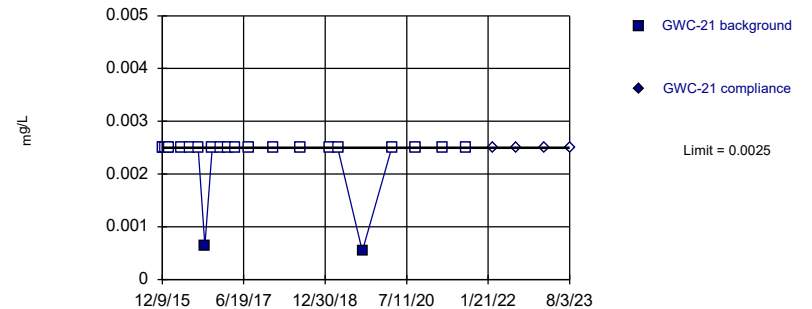


Non-parametric test used in lieu of parametric prediction limit because censored data exceeded 50%. Limit is highest of 23 background values. 56.52% NDs. Well-constituent pair annual alpha = 0.006819. Individual comparison alpha = 0.003415 (1 of 2).

Constituent: Beryllium Analysis Run 9/14/2023 8:20 AM View: Appendix I  
Plant McIntosh Client: Southern Company Data: McIntosh LF4 CCR

Sanitas™ v.9.6.37 . UG  
Hollow symbols indicate censored values.  
Within Limit

### Prediction Limit Intrawell Non-parametric



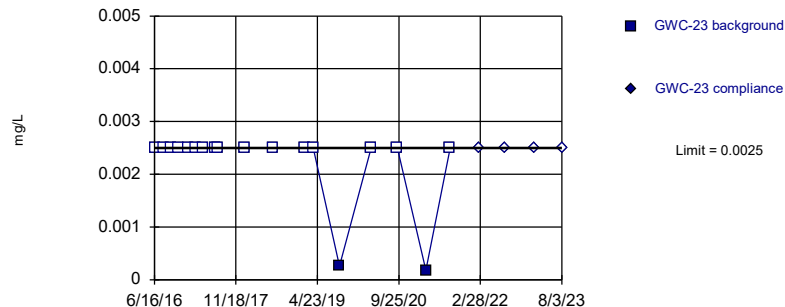
Non-parametric test used in lieu of parametric prediction limit because censored data exceeded 50%. Limit is highest of 23 background values. 91.3% NDs. Well-constituent pair annual alpha = 0.006819. Individual comparison alpha = 0.003415 (1 of 2).

Constituent: Beryllium Analysis Run 9/14/2023 8:20 AM View: Appendix I  
Plant McIntosh Client: Southern Company Data: McIntosh LF4 CCR

Sanitas™ v.9.6.37 . UG  
Hollow symbols indicate censored values.

Within Limit

### Prediction Limit Intrawell Non-parametric



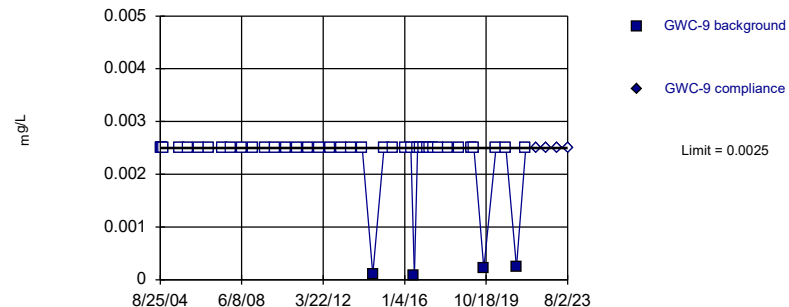
Non-parametric test used in lieu of parametric prediction limit because censored data exceeded 50%. Limit is highest of 18 background values. 88.89% NDs. Well-constituent pair annual alpha = 0.01072. Individual comparison alpha = 0.005373 (1 of 2).

Constituent: Beryllium Analysis Run 9/14/2023 8:20 AM View: Appendix I  
Plant McIntosh Client: Southern Company Data: McIntosh LF4 CCR

Sanitas™ v.9.6.37 . UG  
Hollow symbols indicate censored values.

Within Limit

### Prediction Limit Intrawell Non-parametric



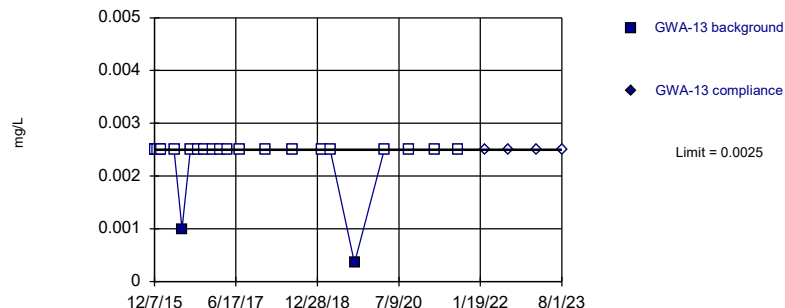
Non-parametric test used in lieu of parametric prediction limit because censored data exceeded 50%. Limit is highest of 44 background values. 90.91% NDs. Well-constituent pair annual alpha = 0.001992. Individual comparison alpha = 0.0009963 (1 of 2).

Constituent: Beryllium Analysis Run 9/14/2023 8:20 AM View: Appendix I  
Plant McIntosh Client: Southern Company Data: McIntosh LF4 CCR

Sanitas™ v.9.6.37 . UG  
Hollow symbols indicate censored values.

Within Limit

### Prediction Limit Intrawell Non-parametric



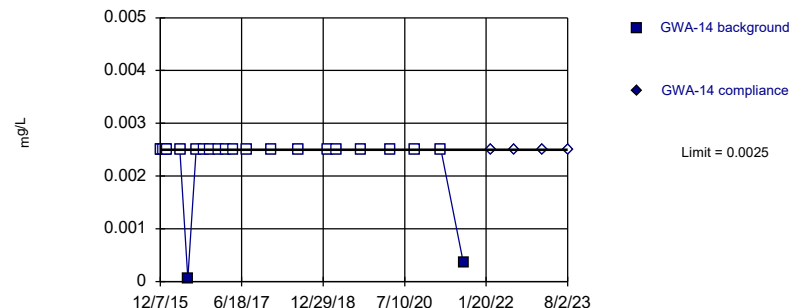
Non-parametric test used in lieu of parametric prediction limit because censored data exceeded 50%. Limit is highest of 23 background values. 91.3% NDs. Well-constituent pair annual alpha = 0.006819. Individual comparison alpha = 0.003415 (1 of 2).

Constituent: Cadmium Analysis Run 9/14/2023 8:20 AM View: Appendix I  
Plant McIntosh Client: Southern Company Data: McIntosh LF4 CCR

Sanitas™ v.9.6.37 . UG  
Hollow symbols indicate censored values.

Within Limit

### Prediction Limit Intrawell Non-parametric

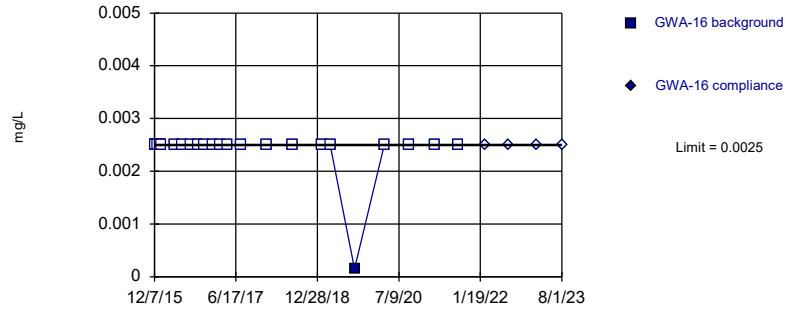


Non-parametric test used in lieu of parametric prediction limit because censored data exceeded 50%. Limit is highest of 23 background values. 91.3% NDs. Well-constituent pair annual alpha = 0.006819. Individual comparison alpha = 0.003415 (1 of 2).

Constituent: Cadmium Analysis Run 9/14/2023 8:20 AM View: Appendix I  
Plant McIntosh Client: Southern Company Data: McIntosh LF4 CCR

Sanitas™ v.9.6.37 . UG  
Hollow symbols indicate censored values.  
Within Limit

Prediction Limit  
Intrawell Non-parametric

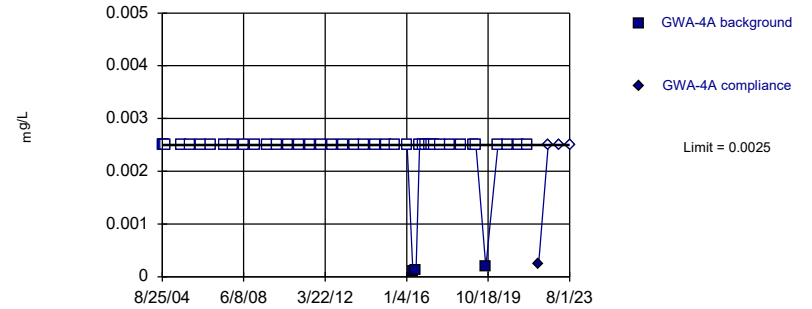


Non-parametric test used in lieu of parametric prediction limit because censored data exceeded 50%. Limit is highest of 23 background values. 95.65% NDs. Well-constituent pair annual alpha = 0.006819. Individual comparison alpha = 0.003415 (1 of 2).

Constituent: Cadmium Analysis Run 9/14/2023 8:20 AM View: Appendix I  
Plant McIntosh Client: Southern Company Data: McIntosh LF4 CCR

Sanitas™ v.9.6.37 . UG  
Hollow symbols indicate censored values.  
Within Limit

Prediction Limit  
Intrawell Non-parametric

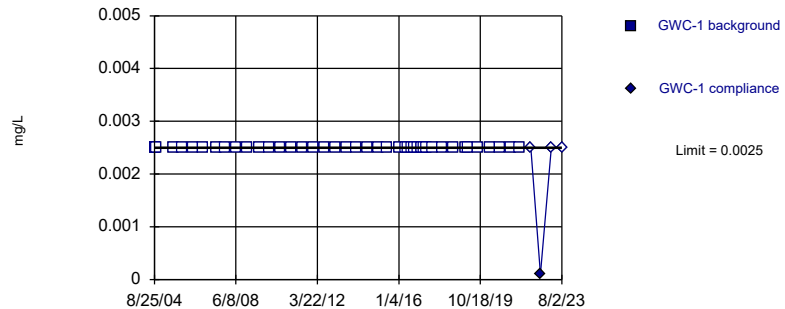


Non-parametric test used in lieu of parametric prediction limit because censored data exceeded 50%. Limit is highest of 44 background values. 93.18% NDs. Well-constituent pair annual alpha = 0.001992. Individual comparison alpha = 0.0009963 (1 of 2).

Constituent: Cadmium Analysis Run 9/14/2023 8:20 AM View: Appendix I  
Plant McIntosh Client: Southern Company Data: McIntosh LF4 CCR

Sanitas™ v.9.6.37 . UG  
Hollow symbols indicate censored values.  
Within Limit

Prediction Limit  
Intrawell Non-parametric

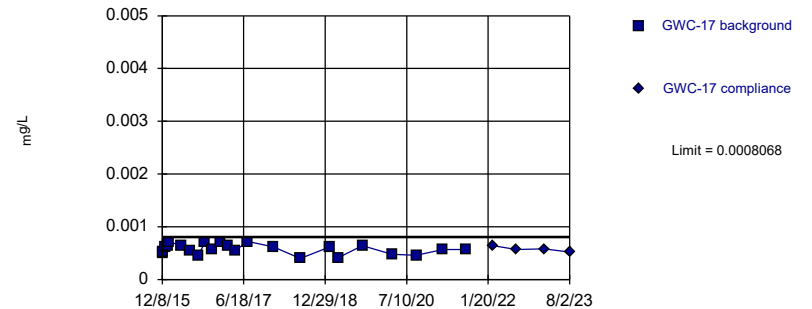


Non-parametric test used in lieu of parametric prediction limit because censored data exceeded 50%. All background values (n = 44) were censored; limit is most recent reporting limit. Well-constituent pair annual alpha = 0.001992. Individual comparison alpha = 0.0009963 (1 of 2).

Constituent: Cadmium Analysis Run 9/14/2023 8:20 AM View: Appendix I  
Plant McIntosh Client: Southern Company Data: McIntosh LF4 CCR

Sanitas™ v.9.6.37 . UG  
Within Limit

Prediction Limit  
Intrawell Parametric

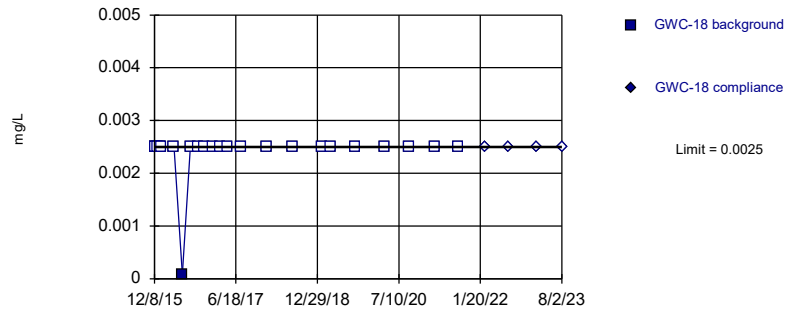


Background Data Summary: Mean=0.0005767, Std. Dev.=0.00009507, n=23. Normality test: Shapiro Wilk @alpha = 0.01, calculated = 0.9537, critical = 0.881. Kappa = 2.421 (c=15, w=9, 1 of 2, event alpha = 0.05132). Report alpha = 0.0003901.

Constituent: Cadmium Analysis Run 9/14/2023 8:20 AM View: Appendix I  
Plant McIntosh Client: Southern Company Data: McIntosh LF4 CCR

Sanitas™ v.9.6.37 . UG  
Hollow symbols indicate censored values.  
Within Limit

Prediction Limit  
Intrawell Non-parametric

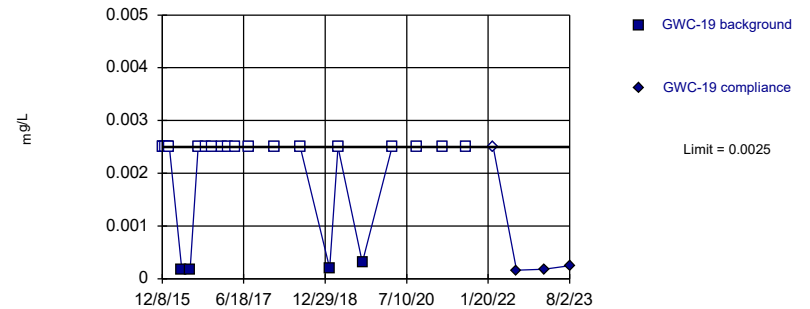


Non-parametric test used in lieu of parametric prediction limit because censored data exceeded 50%. Limit is highest of 23 background values. 95.65% NDs. Well-constituent pair annual alpha = 0.006819. Individual comparison alpha = 0.003415 (1 of 2).

Constituent: Cadmium Analysis Run 9/14/2023 8:20 AM View: Appendix I  
Plant McIntosh Client: Southern Company Data: McIntosh LF4 CCR

Sanitas™ v.9.6.37 . UG  
Hollow symbols indicate censored values.  
Within Limit

Prediction Limit  
Intrawell Non-parametric

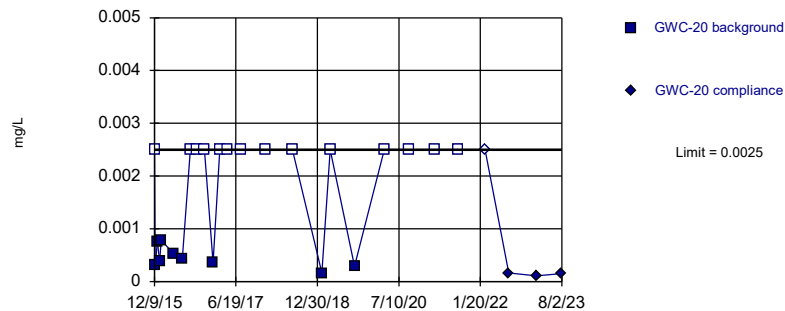


Non-parametric test used in lieu of parametric prediction limit because censored data exceeded 50%. Limit is highest of 23 background values. 82.61% NDs. Well-constituent pair annual alpha = 0.006819. Individual comparison alpha = 0.003415 (1 of 2).

Constituent: Cadmium Analysis Run 9/14/2023 8:20 AM View: Appendix I  
Plant McIntosh Client: Southern Company Data: McIntosh LF4 CCR

Sanitas™ v.9.6.37 . UG  
Hollow symbols indicate censored values.  
Within Limit

Prediction Limit  
Intrawell Non-parametric

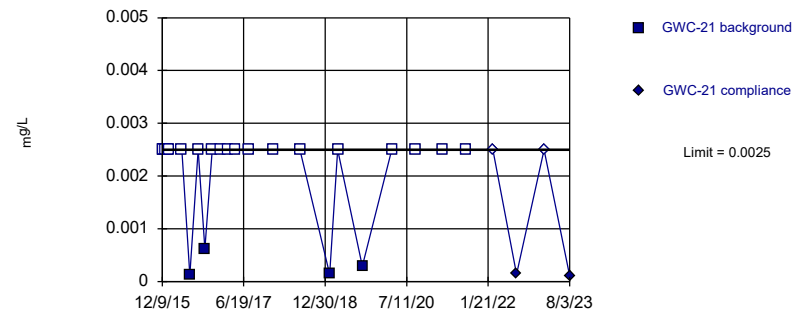


Non-parametric test used in lieu of parametric prediction limit because censored data exceeded 50%. Limit is highest of 23 background values. 60.87% NDs. Well-constituent pair annual alpha = 0.006819. Individual comparison alpha = 0.003415 (1 of 2).

Constituent: Cadmium Analysis Run 9/14/2023 8:20 AM View: Appendix I  
Plant McIntosh Client: Southern Company Data: McIntosh LF4 CCR

Sanitas™ v.9.6.37 . UG  
Hollow symbols indicate censored values.  
Within Limit

Prediction Limit  
Intrawell Non-parametric

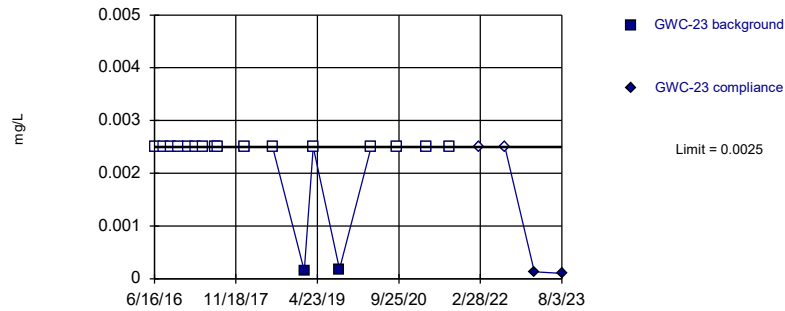


Non-parametric test used in lieu of parametric prediction limit because censored data exceeded 50%. Limit is highest of 23 background values. 82.61% NDs. Well-constituent pair annual alpha = 0.006819. Individual comparison alpha = 0.003415 (1 of 2).

Constituent: Cadmium Analysis Run 9/14/2023 8:20 AM View: Appendix I  
Plant McIntosh Client: Southern Company Data: McIntosh LF4 CCR

Sanitas™ v.9.6.37 . UG  
Hollow symbols indicate censored values.  
Within Limit

Prediction Limit  
Intrawell Non-parametric

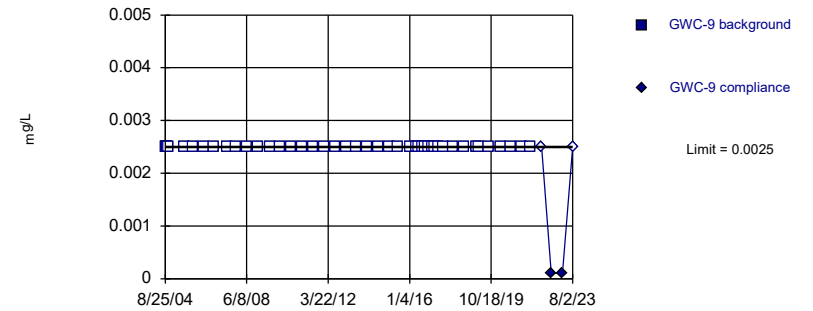


Non-parametric test used in lieu of parametric prediction limit because censored data exceeded 50%. Limit is highest of 18 background values. 88.89% NDs. Well-constituent pair annual alpha = 0.01072. Individual comparison alpha = 0.005373 (1 of 2).

Constituent: Cadmium Analysis Run 9/14/2023 8:20 AM View: Appendix I  
Plant McIntosh Client: Southern Company Data: McIntosh LF4 CCR

Sanitas™ v.9.6.37 . UG  
Hollow symbols indicate censored values.  
Within Limit

Prediction Limit  
Intrawell Non-parametric

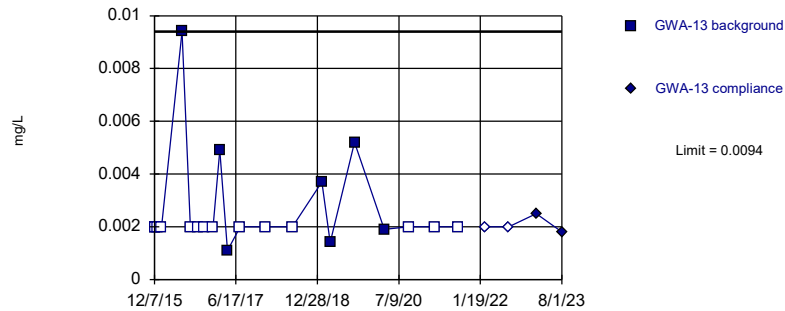


Non-parametric test used in lieu of parametric prediction limit because censored data exceeded 50%. All background values (n = 44) were censored; limit is most recent reporting limit. Well-constituent pair annual alpha = 0.001992. Individual comparison alpha = 0.0009963 (1 of 2).

Constituent: Cadmium Analysis Run 9/14/2023 8:20 AM View: Appendix I  
Plant McIntosh Client: Southern Company Data: McIntosh LF4 CCR

Sanitas™ v.9.6.37 . UG  
Hollow symbols indicate censored values.  
Within Limit

Prediction Limit  
Intrawell Non-parametric

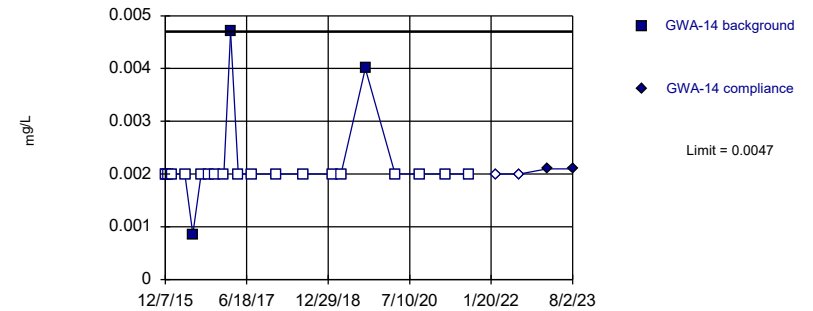


Non-parametric test used in lieu of parametric prediction limit because censored data exceeded 50%. Limit is highest of 21 background values. 66.67% NDs. Well-constituent pair annual alpha = 0.007982. Individual comparison alpha = 0.003999 (1 of 2).

Constituent: Chromium Analysis Run 9/14/2023 8:20 AM View: Appendix I  
Plant McIntosh Client: Southern Company Data: McIntosh LF4 CCR

Sanitas™ v.9.6.37 . UG  
Hollow symbols indicate censored values.  
Within Limit

Prediction Limit  
Intrawell Non-parametric



Non-parametric test used in lieu of parametric prediction limit because censored data exceeded 50%. Limit is highest of 22 background values. 86.36% NDs. Well-constituent pair annual alpha = 0.007401. Individual comparison alpha = 0.003707 (1 of 2).

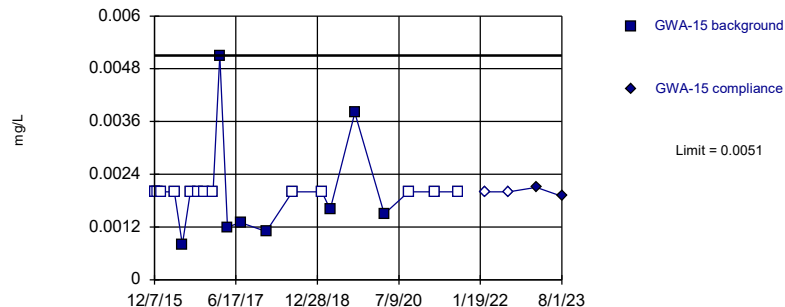
Constituent: Chromium Analysis Run 9/14/2023 8:20 AM View: Appendix I  
Plant McIntosh Client: Southern Company Data: McIntosh LF4 CCR



Sanitas™ v.9.6.37 . UG  
Hollow symbols indicate censored values.

Within Limit

Prediction Limit  
Intrawell Non-parametric



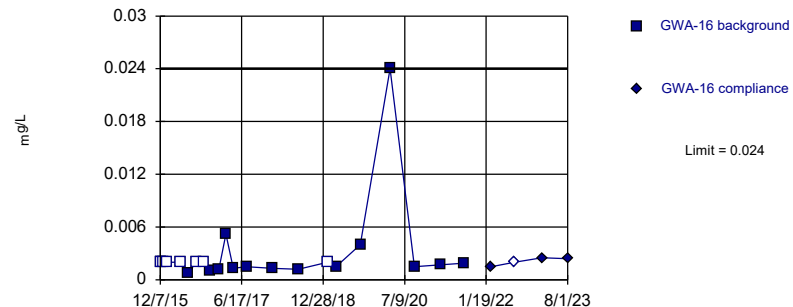
Non-parametric test used in lieu of parametric prediction limit because censored data exceeded 50%. Limit is highest of 22 background values. 63.64% NDs. Well-constituent pair annual alpha = 0.007401. Individual comparison alpha = 0.003707 (1 of 2).

Constituent: Chromium Analysis Run 9/14/2023 8:20 AM View: Appendix I  
Plant McIntosh Client: Southern Company Data: McIntosh LF4 CCR

Sanitas™ v.9.6.37 . UG  
Hollow symbols indicate censored values.

Within Limit

Prediction Limit  
Intrawell Non-parametric



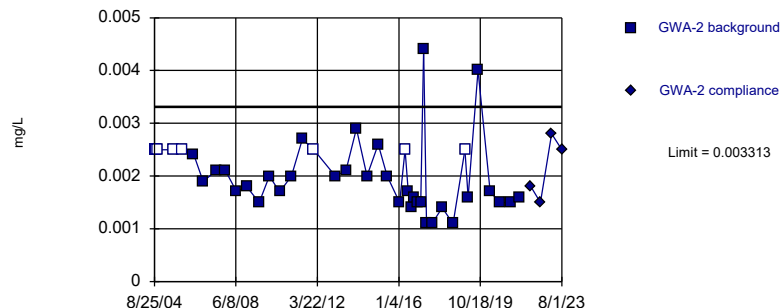
Non-parametric test used in lieu of parametric prediction limit because the Shapiro Wilk normality test showed the data to be non-normal at the 0.01 alpha level. Limit is highest of 22 background values. 36.36% NDs. Well-constituent pair annual alpha = 0.007401. Individual comparison alpha = 0.003707 (1 of 2).

Constituent: Chromium Analysis Run 9/14/2023 8:20 AM View: Appendix I  
Plant McIntosh Client: Southern Company Data: McIntosh LF4 CCR

Sanitas™ v.9.6.37 . UG  
Hollow symbols indicate censored values.

Within Limit

Prediction Limit  
Intrawell Parametric



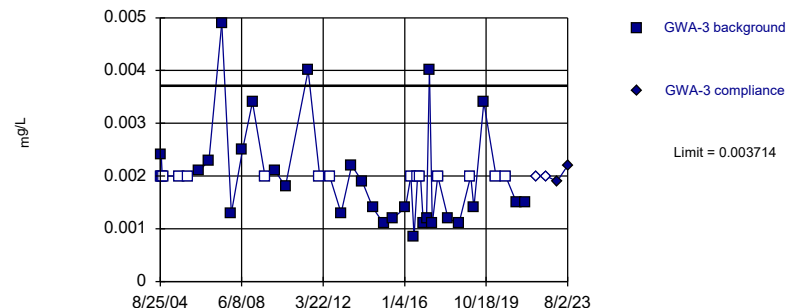
Background Data Summary (based on square root transformation) (after Kaplan-Meier Adjustment): Mean=0.03944, Std. Dev.=0.008126, n=43, 20.93% NDs. Normality test: Shapiro Wilk @alpha = 0.01, calculated = 0.9267, critical = 0.923. Kappa = 2.23 (c=15, w=9, 1 of 2, event alpha = 0.05132). Report alpha = 0.0003901.

Constituent: Chromium Analysis Run 9/14/2023 8:20 AM View: Appendix I  
Plant McIntosh Client: Southern Company Data: McIntosh LF4 CCR

Sanitas™ v.9.6.37 . UG  
Hollow symbols indicate censored values.

Within Limit

Prediction Limit  
Intrawell Parametric

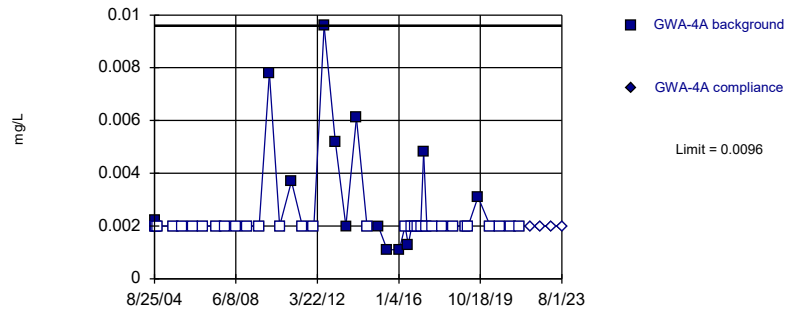


Background Data Summary (based on natural log transformation) (after Kaplan-Meier Adjustment): Mean=-6.638, Std. Dev.=0.4673, n=43, 34.88% NDs. Normality test: Shapiro Wilk @alpha = 0.01, calculated = 0.9278, critical = 0.923. Kappa = 2.23 (c=15, w=9, 1 of 2, event alpha = 0.05132). Report alpha = 0.0003901.

Constituent: Chromium Analysis Run 9/14/2023 8:20 AM View: Appendix I  
Plant McIntosh Client: Southern Company Data: McIntosh LF4 CCR

Sanitas™ v.9.6.37 . UG  
Hollow symbols indicate censored values.  
Within Limit

Prediction Limit  
Intrawell Non-parametric

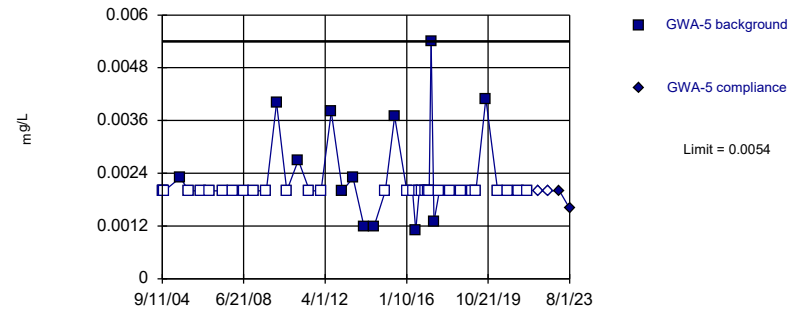


Non-parametric test used in lieu of parametric prediction limit because censored data exceeded 50%. Limit is highest of 44 background values. 70.45% NDs. Well-constituent pair annual alpha = 0.001992. Individual comparison alpha = 0.0009963 (1 of 2).

Constituent: Chromium Analysis Run 9/14/2023 8:20 AM View: Appendix I  
Plant McIntosh Client: Southern Company Data: McIntosh LF4 CCR

Sanitas™ v.9.6.37 . UG  
Hollow symbols indicate censored values.  
Within Limit

Prediction Limit  
Intrawell Non-parametric

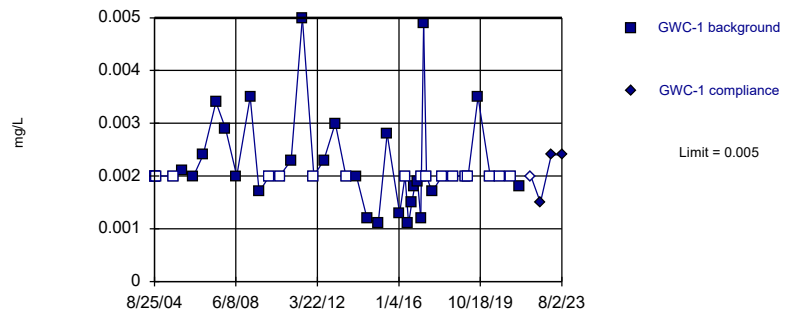


Non-parametric test used in lieu of parametric prediction limit because censored data exceeded 50%. Limit is highest of 45 background values. 68.89% NDs. Well-constituent pair annual alpha = 0.001911. Individual comparison alpha = 0.0009557 (1 of 2).

Constituent: Chromium Analysis Run 9/14/2023 8:20 AM View: Appendix I  
Plant McIntosh Client: Southern Company Data: McIntosh LF4 CCR

Sanitas™ v.9.6.37 . UG  
Hollow symbols indicate censored values.  
Within Limit

Prediction Limit  
Intrawell Non-parametric

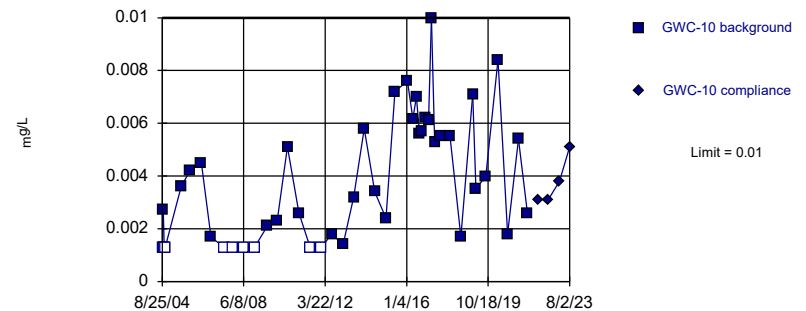


Non-parametric test used in lieu of parametric prediction limit because the Shapiro Wilk normality test showed the data to be non-normal at the 0.01 alpha level. Limit is highest of 44 background values. 40.91% NDs. Well-constituent pair annual alpha = 0.001992. Individual comparison alpha = 0.0009963 (1 of 2).

Constituent: Chromium Analysis Run 9/14/2023 8:20 AM View: Appendix I  
Plant McIntosh Client: Southern Company Data: McIntosh LF4 CCR

Sanitas™ v.9.6.37 . UG  
Hollow symbols indicate censored values.  
Within Limit

Prediction Limit  
Intrawell Non-parametric



Non-parametric test used in lieu of parametric prediction limit because the Shapiro Wilk normality test showed the data to be non-normal at the 0.01 alpha level. Limit is highest of 44 background values. 20.45% NDs. Well-constituent pair annual alpha = 0.001992. Individual comparison alpha = 0.0009963 (1 of 2).

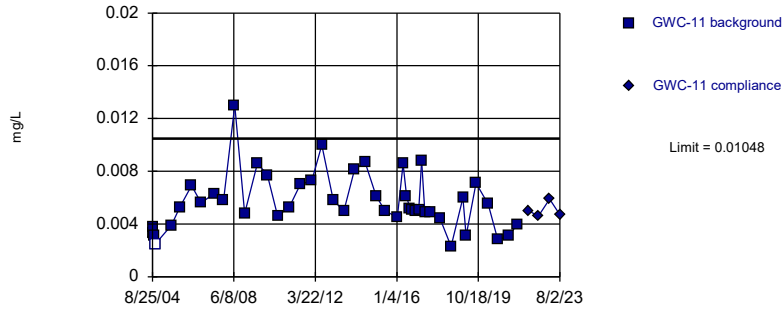
Constituent: Chromium Analysis Run 9/14/2023 8:21 AM View: Appendix I  
Plant McIntosh Client: Southern Company Data: McIntosh LF4 CCR

Sanitas™ v.9.6.37 . UG  
Hollow symbols indicate censored values.

Within Limit

Prediction Limit

Intrawell Parametric



Background Data Summary: Mean=0.005681, Std. Dev.=0.002159, n=44, 2.273% NDs. Normality test: Shapiro Wilk @alpha = 0.01, calculated = 0.9378, critical = 0.924. Kappa = 2.225 (c=15, w=9, 1 of 2, event alpha = 0.05132). Report alpha = 0.0003901.

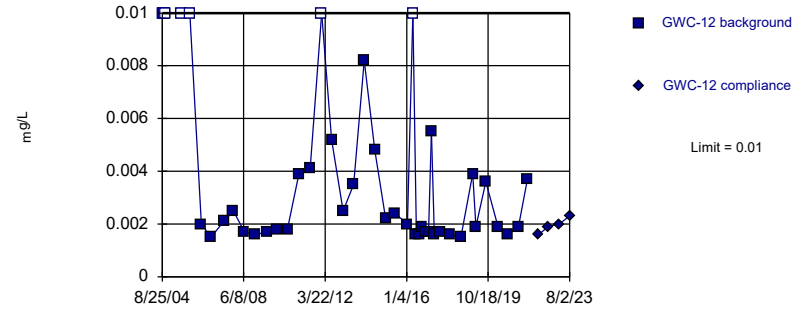
Constituent: Chromium Analysis Run 9/14/2023 8:21 AM View: Appendix I  
Plant McIntosh Client: Southern Company Data: McIntosh LF4 CCR

Sanitas™ v.9.6.37 . UG  
Hollow symbols indicate censored values.

Within Limit

Prediction Limit

Intrawell Non-parametric



Non-parametric test used in lieu of parametric prediction limit because the Shapiro Wilk normality test showed the data to be non-normal at the 0.01 alpha level. Limit is highest of 44 background values. 18.18% NDs. Well-constituent pair annual alpha = 0.001992. Individual comparison alpha = 0.0009963 (1 of 2).

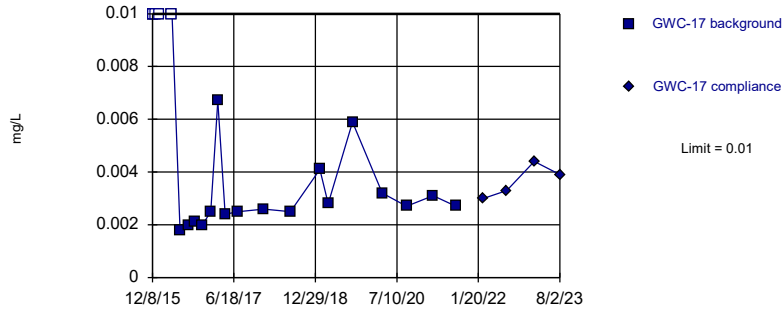
Constituent: Chromium Analysis Run 9/14/2023 8:21 AM View: Appendix I  
Plant McIntosh Client: Southern Company Data: McIntosh LF4 CCR

Sanitas™ v.9.6.37 . UG  
Hollow symbols indicate censored values.

Within Limit

Prediction Limit

Intrawell Non-parametric



Non-parametric test used in lieu of parametric prediction limit because the Shapiro Wilk normality test showed the data to be non-normal at the 0.01 alpha level. Limit is highest of 22 background values. 22.73% NDs. Well-constituent pair annual alpha = 0.007401. Individual comparison alpha = 0.003707 (1 of 2).

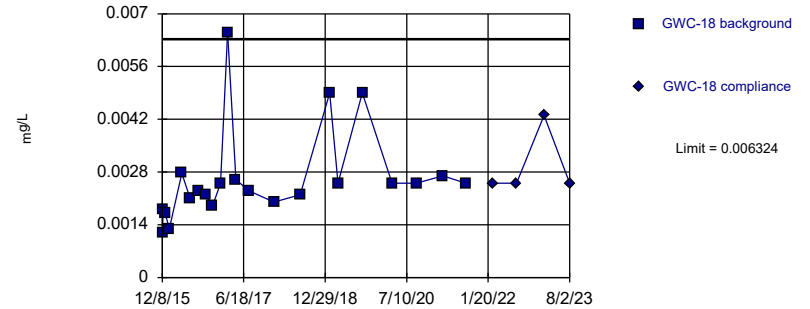
Constituent: Chromium Analysis Run 9/14/2023 8:21 AM View: Appendix I  
Plant McIntosh Client: Southern Company Data: McIntosh LF4 CCR

Sanitas™ v.9.6.37 . UG

Within Limit

Prediction Limit

Intrawell Parametric

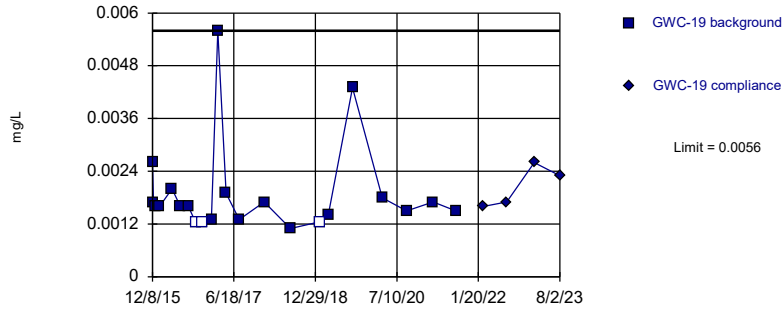


Background Data Summary (based on natural log transformation): Mean=-6.022, Std. Dev.=0.3929, n=22. Normality test: Shapiro Wilk @alpha = 0.01, calculated = 0.8931, critical = 0.878. Kappa = 2.441 (c=15, w=9, 1 of 2, event alpha = 0.05132). Report alpha = 0.0003901.

Constituent: Chromium Analysis Run 9/14/2023 8:21 AM View: Appendix I  
Plant McIntosh Client: Southern Company Data: McIntosh LF4 CCR

Santas™ v.9.6.37 . UG  
 Hollow symbols indicate censored values.  
 Within Limit

Prediction Limit  
 Intrawell Non-parametric

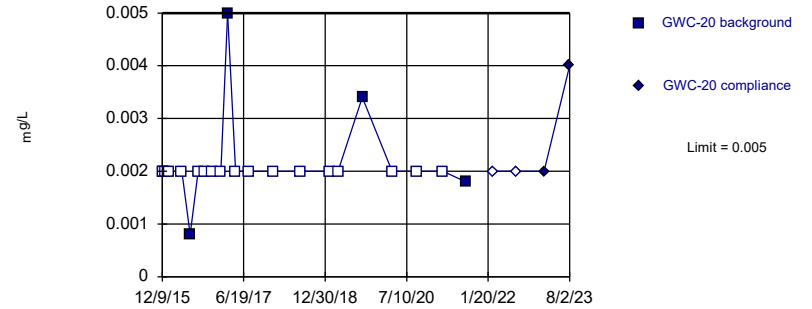


Non-parametric test used in lieu of parametric prediction limit because the Shapiro Wilk normality test showed the data to be non-normal at the 0.01 alpha level. Limit is highest of 22 background values. 13.64% NDs. Well-constituent pair annual alpha = 0.007401. Individual comparison alpha = 0.003707 (1 of 2).

Constituent: Chromium Analysis Run 9/14/2023 8:21 AM View: Appendix I  
 Plant McIntosh Client: Southern Company Data: McIntosh LF4 CCR

Santas™ v.9.6.37 . UG  
 Hollow symbols indicate censored values.  
 Within Limit

Prediction Limit  
 Intrawell Non-parametric

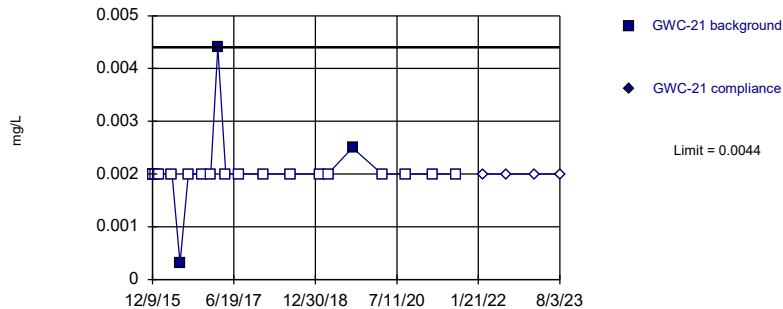


Non-parametric test used in lieu of parametric prediction limit because censored data exceeded 50%. Limit is highest of 22 background values. 81.82% NDs. Well-constituent pair annual alpha = 0.007401. Individual comparison alpha = 0.003707 (1 of 2).

Constituent: Chromium Analysis Run 9/14/2023 8:21 AM View: Appendix I  
 Plant McIntosh Client: Southern Company Data: McIntosh LF4 CCR

Santas™ v.9.6.37 . UG  
 Hollow symbols indicate censored values.  
 Within Limit

Prediction Limit  
 Intrawell Non-parametric

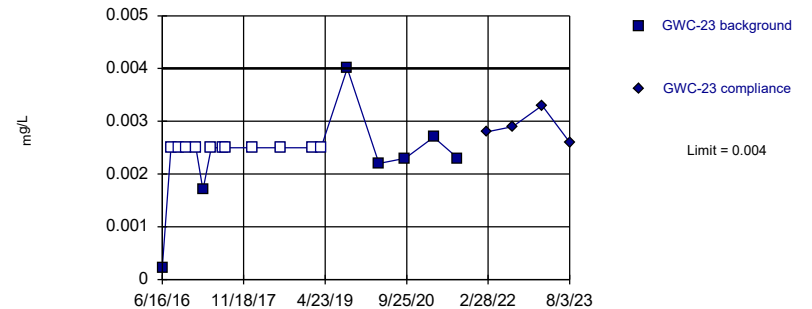


Non-parametric test used in lieu of parametric prediction limit because censored data exceeded 50%. Limit is highest of 21 background values. 85.71% NDs. Well-constituent pair annual alpha = 0.007982. Individual comparison alpha = 0.003999 (1 of 2).

Constituent: Chromium Analysis Run 9/14/2023 8:21 AM View: Appendix I  
 Plant McIntosh Client: Southern Company Data: McIntosh LF4 CCR

Santas™ v.9.6.37 . UG  
 Hollow symbols indicate censored values.  
 Within Limit

Prediction Limit  
 Intrawell Non-parametric

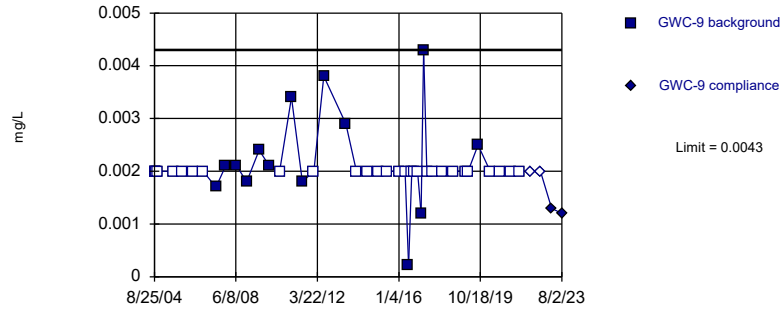


Non-parametric test used in lieu of parametric prediction limit because censored data exceeded 50%. Limit is highest of 18 background values. 61.11% NDs. Well-constituent pair annual alpha = 0.01072. Individual comparison alpha = 0.005373 (1 of 2).

Constituent: Chromium Analysis Run 9/14/2023 8:21 AM View: Appendix I  
 Plant McIntosh Client: Southern Company Data: McIntosh LF4 CCR

Sanitas™ v.9.6.37 . UG  
Hollow symbols indicate censored values.  
Within Limit

Prediction Limit  
Intrawell Non-parametric

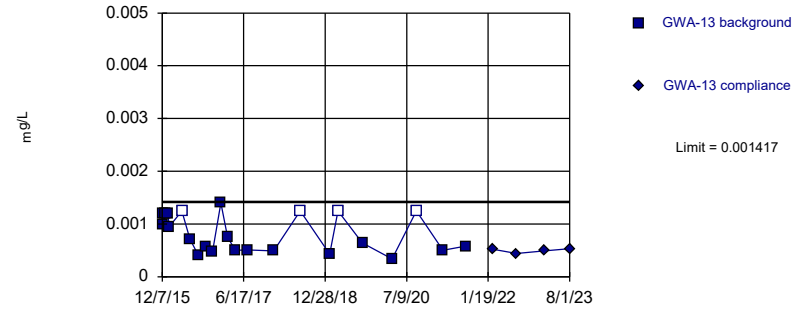


Non-parametric test used in lieu of parametric prediction limit because censored data exceeded 50%. Limit is highest of 43 background values. 67.44% NDs. Well-constituent pair annual alpha = 0.002073. Individual comparison alpha = 0.001037 (1 of 2).

Constituent: Chromium Analysis Run 9/14/2023 8:21 AM View: Appendix I  
Plant McIntosh Client: Southern Company Data: McIntosh LF4 CCR

Sanitas™ v.9.6.37 . UG  
Hollow symbols indicate censored values.  
Within Limit

Prediction Limit  
Intrawell Parametric

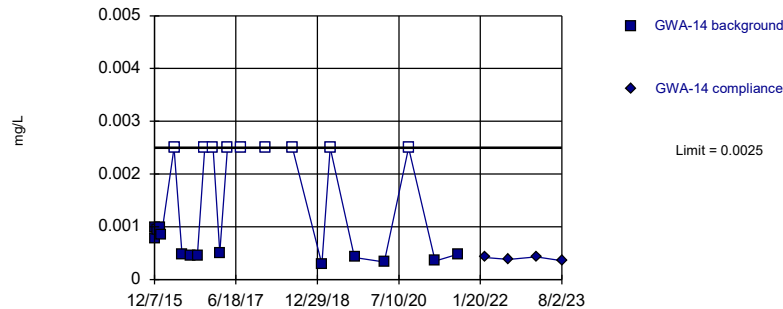


Background Data Summary (based on square root transformation) (after Kaplan-Meier Adjustment): Mean=0.02504, Std. Dev.=0.005211, n=23, 17.39% NDs. Normality test: Shapiro Wilk @alpha = 0.01, calculated = 0.8815, critical = 0.881. Kappa = 2.421 (c=15, w=9, 1 of 2, event alpha = 0.05132). Report alpha = 0.0003901.

Constituent: Cobalt Analysis Run 9/14/2023 8:21 AM View: Appendix I  
Plant McIntosh Client: Southern Company Data: McIntosh LF4 CCR

Sanitas™ v.9.6.37 . UG  
Hollow symbols indicate censored values.  
Within Limit

Prediction Limit  
Intrawell Non-parametric

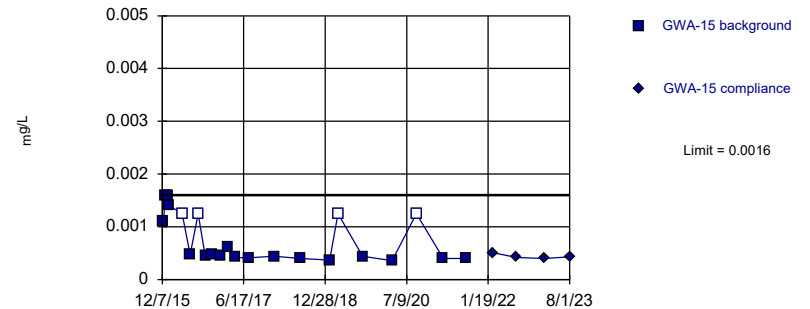


Non-parametric test used in lieu of parametric prediction limit because the Shapiro Wilk normality test showed the data to be non-normal at the 0.01 alpha level. Limit is highest of 23 background values. 39.13% NDs. Well-constituent pair annual alpha = 0.006819. Individual comparison alpha = 0.003415 (1 of 2).

Constituent: Cobalt Analysis Run 9/14/2023 8:21 AM View: Appendix I  
Plant McIntosh Client: Southern Company Data: McIntosh LF4 CCR

Sanitas™ v.9.6.37 . UG  
Hollow symbols indicate censored values.  
Within Limit

Prediction Limit  
Intrawell Non-parametric

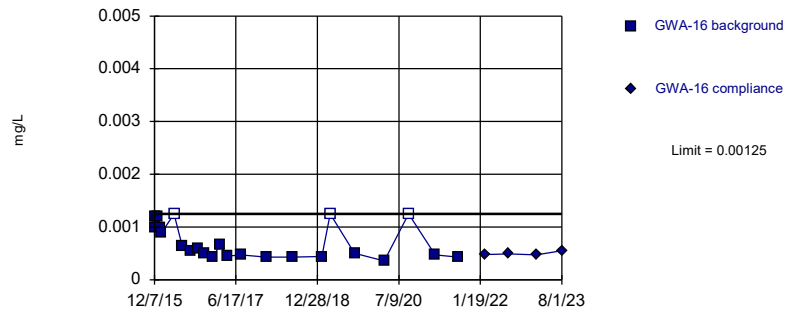


Non-parametric test used in lieu of parametric prediction limit because the Shapiro Wilk normality test showed the data to be non-normal at the 0.01 alpha level. Limit is highest of 23 background values. 17.39% NDs. Well-constituent pair annual alpha = 0.006819. Individual comparison alpha = 0.003415 (1 of 2).

Constituent: Cobalt Analysis Run 9/14/2023 8:21 AM View: Appendix I  
Plant McIntosh Client: Southern Company Data: McIntosh LF4 CCR

Sanitas™ v.9.6.37 . UG  
Hollow symbols indicate censored values.  
Within Limit

### Prediction Limit Intrawell Non-parametric

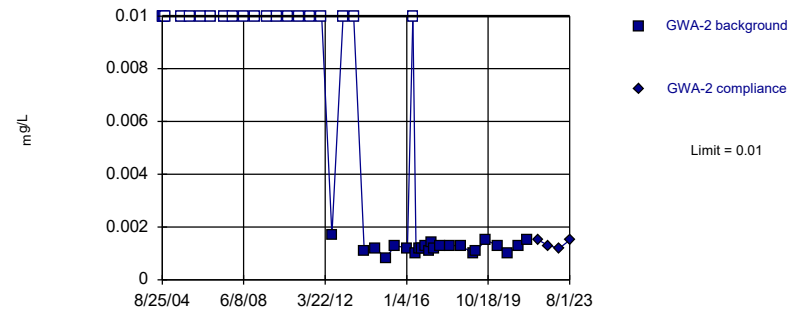


Non-parametric test used in lieu of parametric prediction limit because the Shapiro Wilk normality test showed the data to be non-normal at the 0.01 alpha level. Limit is highest of 23 background values. 13.04% NDs. Well-constituent pair annual alpha = 0.006819. Individual comparison alpha = 0.003415 (1 of 2).

Constituent: Cobalt Analysis Run 9/14/2023 8:21 AM View: Appendix I  
Plant McIntosh Client: Southern Company Data: McIntosh LF4 CCR

Sanitas™ v.9.6.37 . UG  
Hollow symbols indicate censored values.  
Within Limit

### Prediction Limit Intrawell Non-parametric

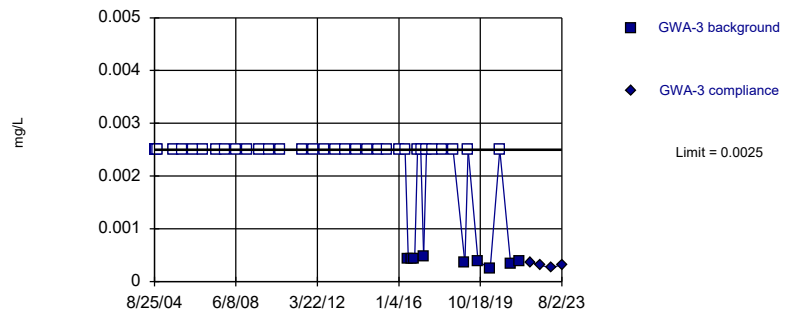


Non-parametric test used in lieu of parametric prediction limit because the Shapiro Wilk normality test showed the data to be non-normal at the 0.01 alpha level. Limit is highest of 44 background values. 47.73% NDs. Well-constituent pair annual alpha = 0.001992. Individual comparison alpha = 0.0009963 (1 of 2).

Constituent: Cobalt Analysis Run 9/14/2023 8:21 AM View: Appendix I  
Plant McIntosh Client: Southern Company Data: McIntosh LF4 CCR

Sanitas™ v.9.6.37 . UG  
Hollow symbols indicate censored values.  
Within Limit

### Prediction Limit Intrawell Non-parametric

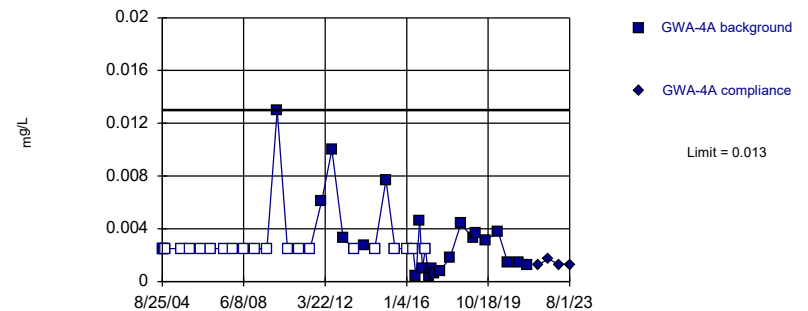


Non-parametric test used in lieu of parametric prediction limit because censored data exceeded 50%. Limit is highest of 43 background values. 79.07% NDs. Well-constituent pair annual alpha = 0.002073. Individual comparison alpha = 0.001037 (1 of 2).

Constituent: Cobalt Analysis Run 9/14/2023 8:21 AM View: Appendix I  
Plant McIntosh Client: Southern Company Data: McIntosh LF4 CCR

Sanitas™ v.9.6.37 . UG  
Hollow symbols indicate censored values.  
Within Limit

### Prediction Limit Intrawell Non-parametric

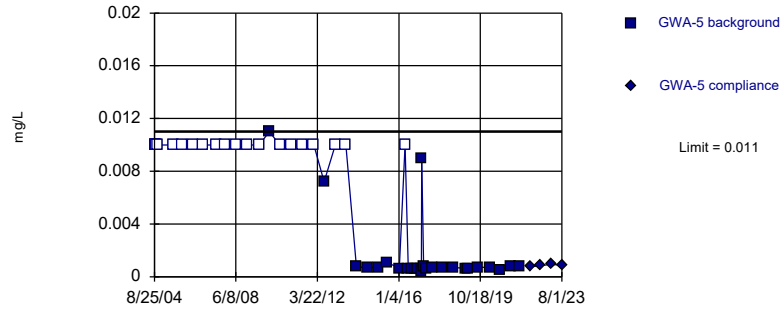


Non-parametric test used in lieu of parametric prediction limit because the Shapiro Wilk normality test showed the data to be non-normal at the 0.01 alpha level. Limit is highest of 44 background values. 50% NDs. Well-constituent pair annual alpha = 0.001992. Individual comparison alpha = 0.0009963 (1 of 2).

Constituent: Cobalt Analysis Run 9/14/2023 8:21 AM View: Appendix I  
Plant McIntosh Client: Southern Company Data: McIntosh LF4 CCR

Sanitas™ v.9.6.37 . UG  
Hollow symbols indicate censored values.  
Within Limit

Prediction Limit  
Intrawell Non-parametric

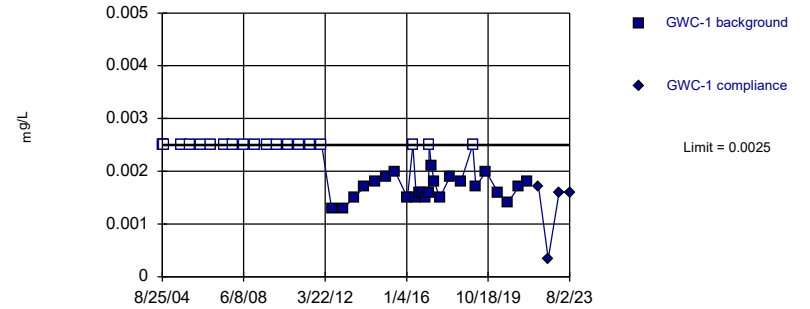


Non-parametric test used in lieu of parametric prediction limit because the Shapiro Wilk normality test showed the data to be non-normal at the 0.01 alpha level. Limit is highest of 46 background values. 43.48% NDs. Well-constituent pair annual alpha = 0.001829. Individual comparison alpha = 0.0009151 (1 of 2).

Constituent: Cobalt Analysis Run 9/14/2023 8:21 AM View: Appendix I  
Plant McIntosh Client: Southern Company Data: McIntosh LF4 CCR

Sanitas™ v.9.6.37 . UG  
Hollow symbols indicate censored values.  
Within Limit

Prediction Limit  
Intrawell Non-parametric

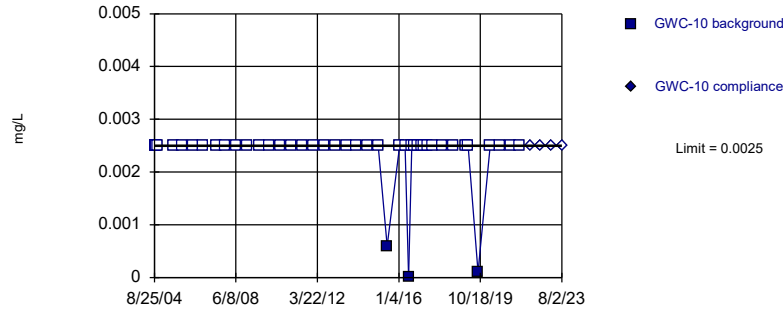


Non-parametric test used in lieu of parametric prediction limit because the Shapiro Wilk normality test showed the data to be non-normal at the 0.01 alpha level. Limit is highest of 44 background values. 45.45% NDs. Well-constituent pair annual alpha = 0.001992. Individual comparison alpha = 0.0009963 (1 of 2).

Constituent: Cobalt Analysis Run 9/14/2023 8:21 AM View: Appendix I  
Plant McIntosh Client: Southern Company Data: McIntosh LF4 CCR

Sanitas™ v.9.6.37 . UG  
Hollow symbols indicate censored values.  
Within Limit

Prediction Limit  
Intrawell Non-parametric

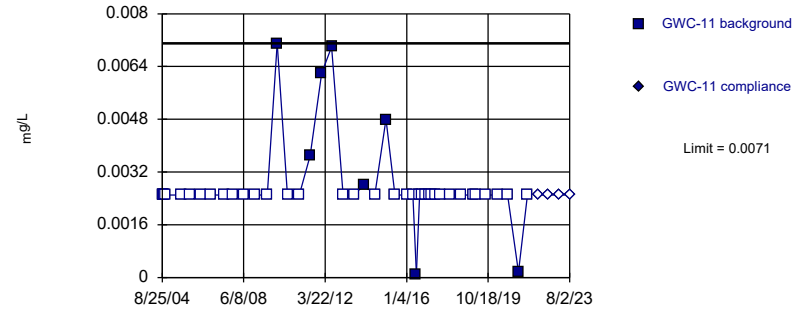


Non-parametric test used in lieu of parametric prediction limit because censored data exceeded 50%. Limit is highest of 44 background values. 93.18% NDs. Well-constituent pair annual alpha = 0.001992. Individual comparison alpha = 0.0009963 (1 of 2).

Constituent: Cobalt Analysis Run 9/14/2023 8:21 AM View: Appendix I  
Plant McIntosh Client: Southern Company Data: McIntosh LF4 CCR

Sanitas™ v.9.6.37 . UG  
Hollow symbols indicate censored values.  
Within Limit

Prediction Limit  
Intrawell Non-parametric



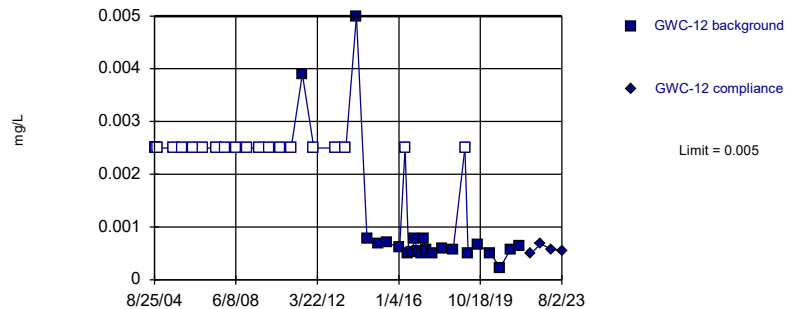
Non-parametric test used in lieu of parametric prediction limit because censored data exceeded 50%. Limit is highest of 44 background values. 81.82% NDs. Well-constituent pair annual alpha = 0.001992. Individual comparison alpha = 0.0009963 (1 of 2).

Constituent: Cobalt Analysis Run 9/14/2023 8:21 AM View: Appendix I  
Plant McIntosh Client: Southern Company Data: McIntosh LF4 CCR

Sanitas™ v.9.6.37 . UG  
Hollow symbols indicate censored values.

Within Limit

### Prediction Limit Intrawell Non-parametric



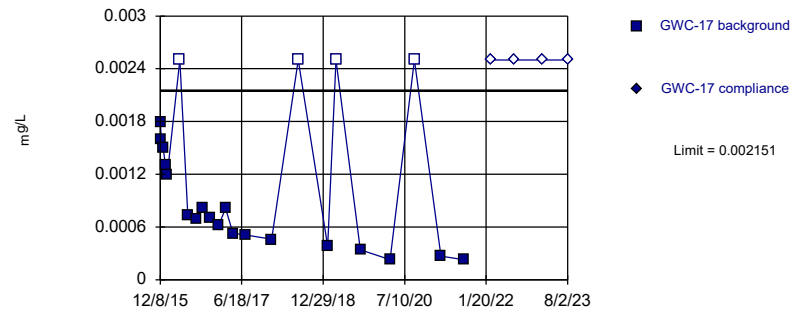
Non-parametric test used in lieu of parametric prediction limit because the Shapiro Wilk normality test showed the data to be non-normal at the 0.01 alpha level. Limit is highest of 43 background values. 48.84% NDs. Well-constituent pair annual alpha = 0.002073. Individual comparison alpha = 0.001037 (1 of 2).

Constituent: Cobalt Analysis Run 9/14/2023 8:21 AM View: Appendix I  
Plant McIntosh Client: Southern Company Data: McIntosh LF4 CCR

Sanitas™ v.9.6.37 . UG  
Hollow symbols indicate censored values.

Within Limit

### Prediction Limit Intrawell Parametric



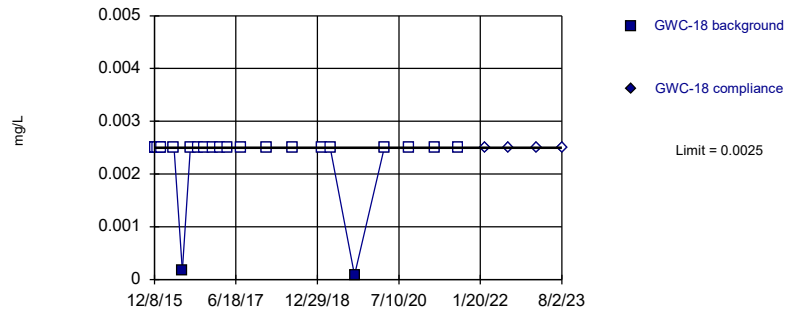
Background Data Summary (based on square root transformation) (after Kaplan-Meier Adjustment): Mean=0.02623, Std. Dev.=0.008328, n=23, 17.39% NDs. Normality test: Shapiro Wilk @alpha = 0.01, calculated = 0.9059, critical = 0.881. Kappa = 2.421 (c=15, w=9, 1 of 2, event alpha = 0.05132). Report alpha = 0.0003901.

Constituent: Cobalt Analysis Run 9/14/2023 8:21 AM View: Appendix I  
Plant McIntosh Client: Southern Company Data: McIntosh LF4 CCR

Sanitas™ v.9.6.37 . UG  
Hollow symbols indicate censored values.

Within Limit

### Prediction Limit Intrawell Non-parametric



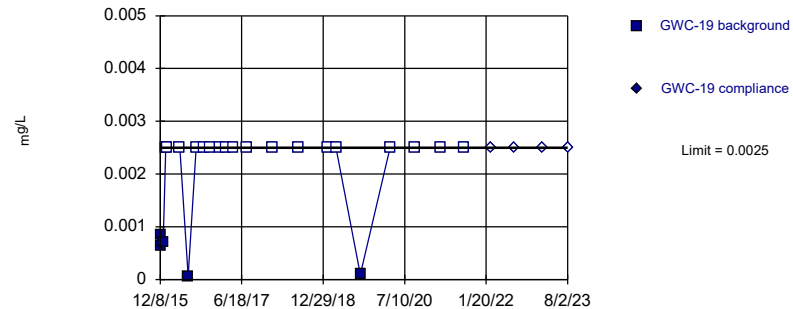
Non-parametric test used in lieu of parametric prediction limit because censored data exceeded 50%. Limit is highest of 23 background values. 91.3% NDs. Well-constituent pair annual alpha = 0.006819. Individual comparison alpha = 0.003415 (1 of 2).

Constituent: Cobalt Analysis Run 9/14/2023 8:21 AM View: Appendix I  
Plant McIntosh Client: Southern Company Data: McIntosh LF4 CCR

Sanitas™ v.9.6.37 . UG  
Hollow symbols indicate censored values.

Within Limit

### Prediction Limit Intrawell Non-parametric



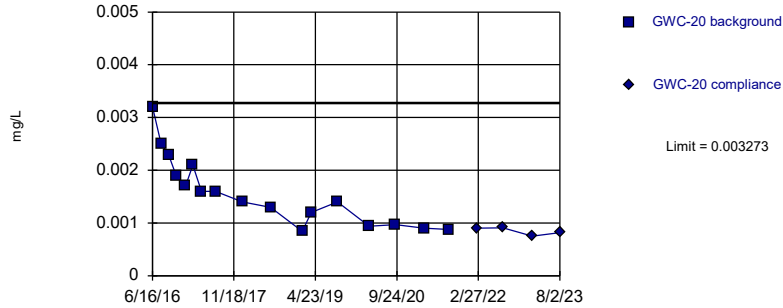
Non-parametric test used in lieu of parametric prediction limit because censored data exceeded 50%. Limit is highest of 23 background values. 78.26% NDs. Well-constituent pair annual alpha = 0.006819. Individual comparison alpha = 0.003415 (1 of 2).

Constituent: Cobalt Analysis Run 9/14/2023 8:21 AM View: Appendix I  
Plant McIntosh Client: Southern Company Data: McIntosh LF4 CCR



Within Limit

### Prediction Limit Intrawell Parametric



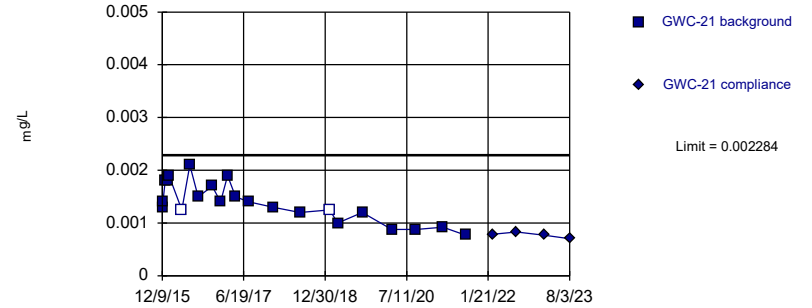
Background Data Summary: Mean=0.001572, Std. Dev.=0.0006589, n=17. Normality test: Shapiro Wilk @alpha = 0.01, calculated = 0.9107, critical = 0.851. Kappa = 2.582 (c=15, w=9, 1 of 2, event alpha = 0.05132). Report alpha = 0.0003901.

Constituent: Cobalt Analysis Run 9/14/2023 8:21 AM View: Appendix I  
Plant McIntosh Client: Southern Company Data: McIntosh LF4 CCR

Hollow symbols indicate censored values.

Within Limit

### Prediction Limit Intrawell Parametric

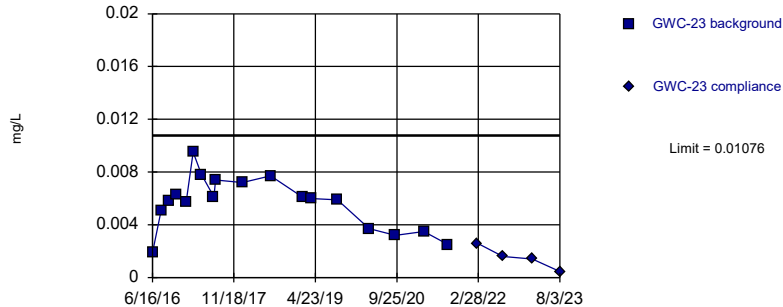


Background Data Summary: Mean=0.00138, Std. Dev.=0.0003706, n=22, 9.091% NDs. Normality test: Shapiro Wilk @alpha = 0.01, calculated = 0.9625, critical = 0.878. Kappa = 2.441 (c=15, w=9, 1 of 2, event alpha = 0.05132). Report alpha = 0.0003901.

Constituent: Cobalt Analysis Run 9/14/2023 8:21 AM View: Appendix I  
Plant McIntosh Client: Southern Company Data: McIntosh LF4 CCR

Within Limit

### Prediction Limit Intrawell Parametric



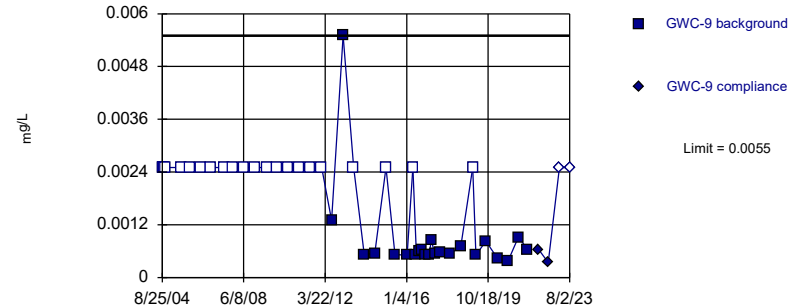
Background Data Summary: Mean=0.005633, Std. Dev.=0.002013, n=18. Normality test: Shapiro Wilk @alpha = 0.01, calculated = 0.9589, critical = 0.858. Kappa = 2.548 (c=15, w=9, 1 of 2, event alpha = 0.05132). Report alpha = 0.0003901.

Constituent: Cobalt Analysis Run 9/14/2023 8:21 AM View: Appendix I  
Plant McIntosh Client: Southern Company Data: McIntosh LF4 CCR

Hollow symbols indicate censored values.

Within Limit

### Prediction Limit Intrawell Non-parametric

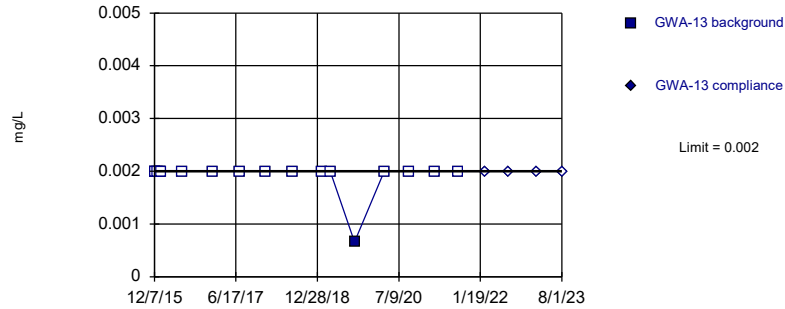


Non-parametric test used in lieu of parametric prediction limit because the Shapiro Wilk normality test showed the data to be non-normal at the 0.01 alpha level. Limit is highest of 44 background values. 50% NDs. Well-constituent pair annual alpha = 0.001992. Individual comparison alpha = 0.0009963 (1 of 2).

Constituent: Cobalt Analysis Run 9/14/2023 8:21 AM View: Appendix I  
Plant McIntosh Client: Southern Company Data: McIntosh LF4 CCR

Sanitas™ v.9.6.37 . UG  
Hollow symbols indicate censored values.  
Within Limit

### Prediction Limit Intrawell Non-parametric

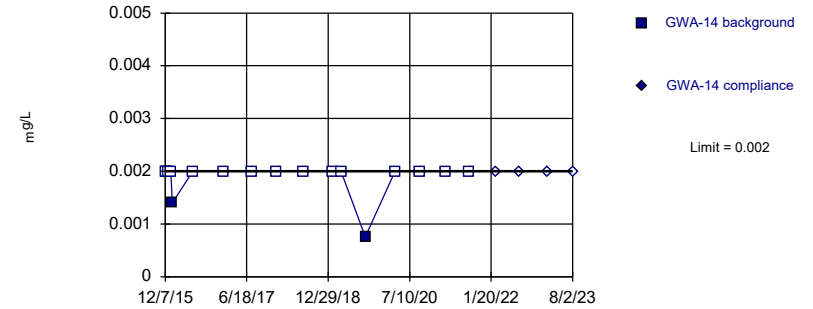


Non-parametric test used in lieu of parametric prediction limit because censored data exceeded 50%. Limit is highest of 17 background values. 94.12% NDs. Well-constituent pair annual alpha = 0.01179. Individual comparison alpha = 0.005914 (1 of 2).

Constituent: Copper Analysis Run 9/14/2023 8:21 AM View: Appendix I  
Plant McIntosh Client: Southern Company Data: McIntosh LF4 CCR

Sanitas™ v.9.6.37 . UG  
Hollow symbols indicate censored values.  
Within Limit

### Prediction Limit Intrawell Non-parametric

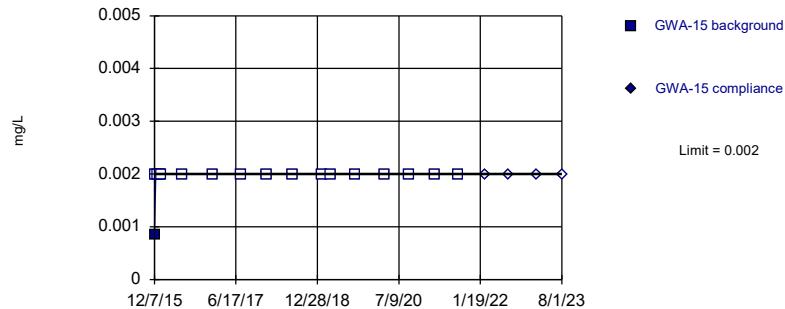


Non-parametric test used in lieu of parametric prediction limit because censored data exceeded 50%. Limit is highest of 17 background values. 88.24% NDs. Well-constituent pair annual alpha = 0.01179. Individual comparison alpha = 0.005914 (1 of 2).

Constituent: Copper Analysis Run 9/14/2023 8:21 AM View: Appendix I  
Plant McIntosh Client: Southern Company Data: McIntosh LF4 CCR

Sanitas™ v.9.6.37 . UG  
Hollow symbols indicate censored values.  
Within Limit

### Prediction Limit Intrawell Non-parametric

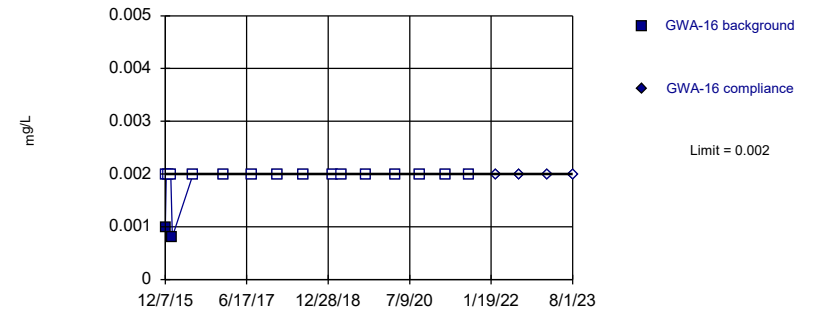


Non-parametric test used in lieu of parametric prediction limit because censored data exceeded 50%. Limit is highest of 17 background values. 94.12% NDs. Well-constituent pair annual alpha = 0.01179. Individual comparison alpha = 0.005914 (1 of 2).

Constituent: Copper Analysis Run 9/14/2023 8:21 AM View: Appendix I  
Plant McIntosh Client: Southern Company Data: McIntosh LF4 CCR

Sanitas™ v.9.6.37 . UG  
Hollow symbols indicate censored values.  
Within Limit

### Prediction Limit Intrawell Non-parametric

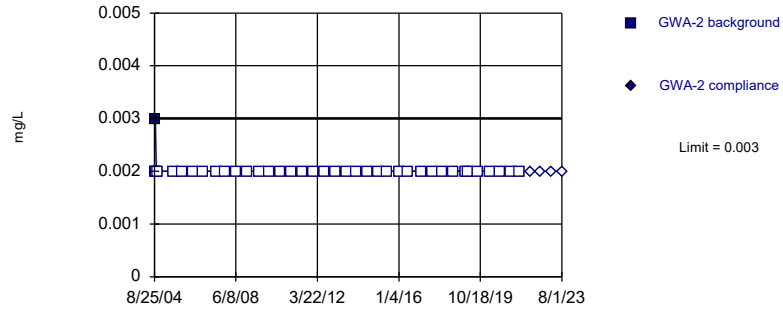


Non-parametric test used in lieu of parametric prediction limit because censored data exceeded 50%. Limit is highest of 17 background values. 88.24% NDs. Well-constituent pair annual alpha = 0.01179. Individual comparison alpha = 0.005914 (1 of 2).

Constituent: Copper Analysis Run 9/14/2023 8:21 AM View: Appendix I  
Plant McIntosh Client: Southern Company Data: McIntosh LF4 CCR

Sanitas™ v.9.6.37 . UG  
Hollow symbols indicate censored values.  
Within Limit

Prediction Limit  
Intrawell Non-parametric

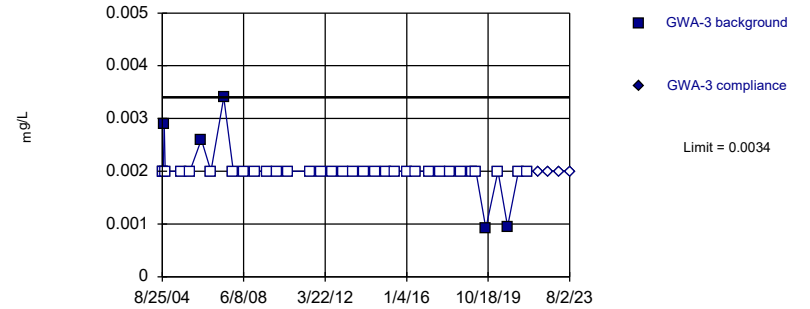


Non-parametric test used in lieu of parametric prediction limit because censored data exceeded 50%. Limit is highest of 38 background values. 97.37% NDs. Well-constituent pair annual alpha = 0.002586. Individual comparison alpha = 0.001294 (1 of 2).

Constituent: Copper Analysis Run 9/14/2023 8:21 AM View: Appendix I  
Plant McIntosh Client: Southern Company Data: McIntosh LF4 CCR

Sanitas™ v.9.6.37 . UG  
Hollow symbols indicate censored values.  
Within Limit

Prediction Limit  
Intrawell Non-parametric

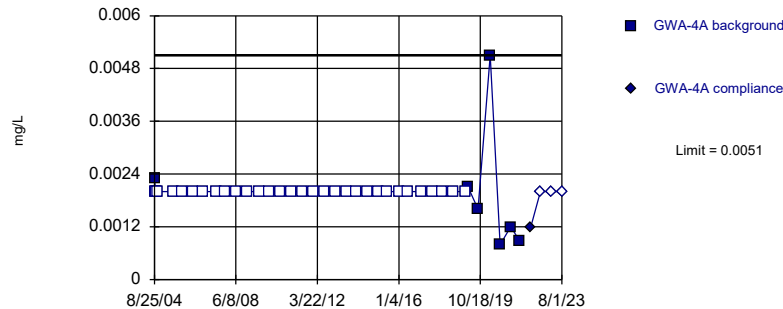


Non-parametric test used in lieu of parametric prediction limit because censored data exceeded 50%. Limit is highest of 37 background values. 86.49% NDs. Well-constituent pair annual alpha = 0.002721. Individual comparison alpha = 0.001361 (1 of 2).

Constituent: Copper Analysis Run 9/14/2023 8:21 AM View: Appendix I  
Plant McIntosh Client: Southern Company Data: McIntosh LF4 CCR

Sanitas™ v.9.6.37 . UG  
Hollow symbols indicate censored values.  
Within Limit

Prediction Limit  
Intrawell Non-parametric

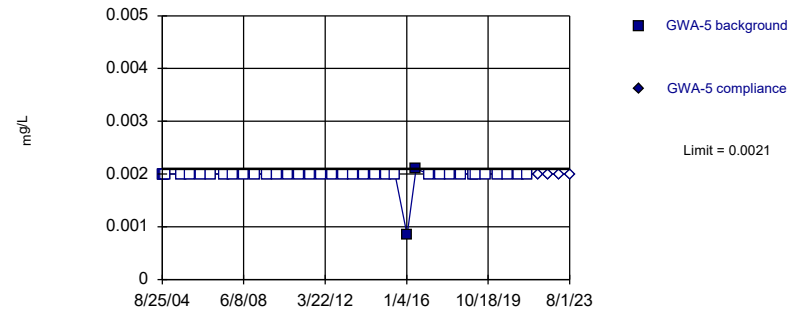


Non-parametric test used in lieu of parametric prediction limit because censored data exceeded 50%. Limit is highest of 38 background values. 81.58% NDs. Well-constituent pair annual alpha = 0.002586. Individual comparison alpha = 0.001294 (1 of 2).

Constituent: Copper Analysis Run 9/14/2023 8:21 AM View: Appendix I  
Plant McIntosh Client: Southern Company Data: McIntosh LF4 CCR

Sanitas™ v.9.6.37 . UG  
Hollow symbols indicate censored values.  
Within Limit

Prediction Limit  
Intrawell Non-parametric

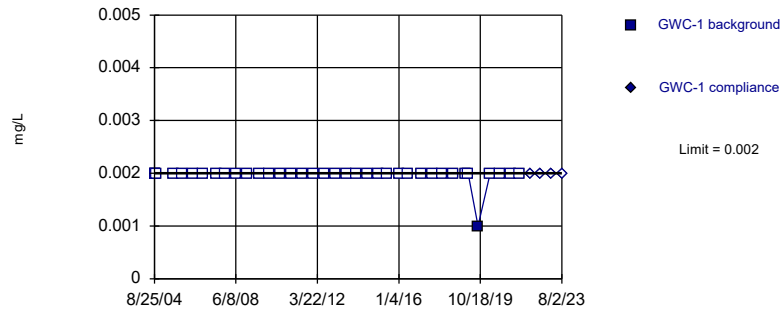


Non-parametric test used in lieu of parametric prediction limit because censored data exceeded 50%. Limit is highest of 38 background values. 94.74% NDs. Well-constituent pair annual alpha = 0.002586. Individual comparison alpha = 0.001294 (1 of 2).

Constituent: Copper Analysis Run 9/14/2023 8:21 AM View: Appendix I  
Plant McIntosh Client: Southern Company Data: McIntosh LF4 CCR

Sanitas™ v.9.6.37 . UG  
Hollow symbols indicate censored values.  
Within Limit

### Prediction Limit Intrawell Non-parametric

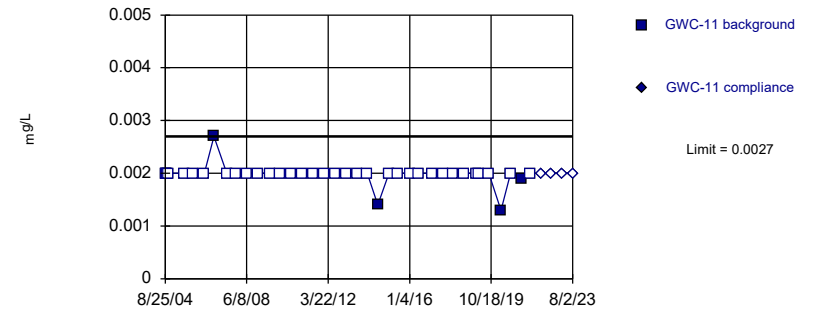


Non-parametric test used in lieu of parametric prediction limit because censored data exceeded 50%. Limit is highest of 37 background values. 97.3% NDs. Well-constituent pair annual alpha = 0.002721. Individual comparison alpha = 0.001361 (1 of 2).

Constituent: Copper Analysis Run 9/14/2023 8:21 AM View: Appendix I  
Plant McIntosh Client: Southern Company Data: McIntosh LF4 CCR

Sanitas™ v.9.6.37 . UG  
Hollow symbols indicate censored values.  
Within Limit

### Prediction Limit Intrawell Non-parametric

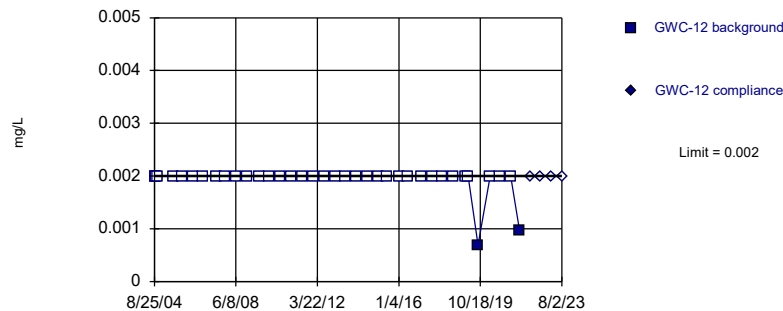


Non-parametric test used in lieu of parametric prediction limit because censored data exceeded 50%. Limit is highest of 38 background values. 89.47% NDs. Well-constituent pair annual alpha = 0.002586. Individual comparison alpha = 0.001294 (1 of 2).

Constituent: Copper Analysis Run 9/14/2023 8:21 AM View: Appendix I  
Plant McIntosh Client: Southern Company Data: McIntosh LF4 CCR

Sanitas™ v.9.6.37 . UG  
Hollow symbols indicate censored values.  
Within Limit

### Prediction Limit Intrawell Non-parametric

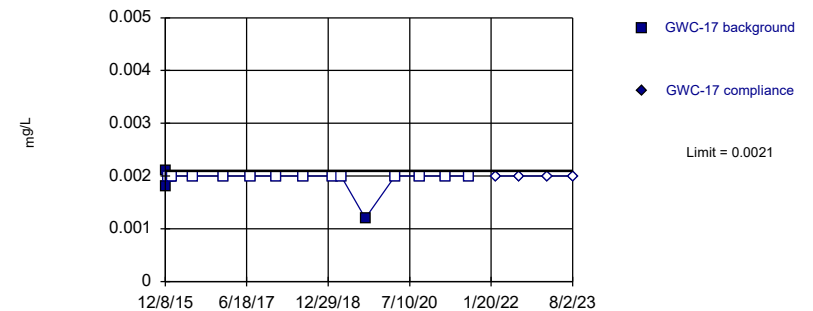


Non-parametric test used in lieu of parametric prediction limit because censored data exceeded 50%. Limit is highest of 38 background values. 94.74% NDs. Well-constituent pair annual alpha = 0.002586. Individual comparison alpha = 0.001294 (1 of 2).

Constituent: Copper Analysis Run 9/14/2023 8:21 AM View: Appendix I  
Plant McIntosh Client: Southern Company Data: McIntosh LF4 CCR

Sanitas™ v.9.6.37 . UG  
Hollow symbols indicate censored values.  
Within Limit

### Prediction Limit Intrawell Non-parametric

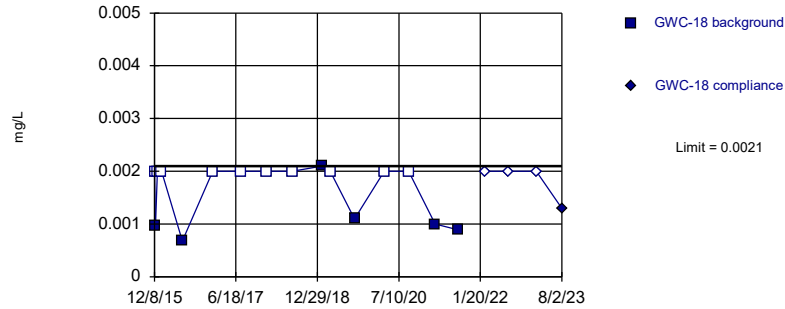


Non-parametric test used in lieu of parametric prediction limit because censored data exceeded 50%. Limit is highest of 17 background values. 82.35% NDs. Well-constituent pair annual alpha = 0.01179. Individual comparison alpha = 0.005914 (1 of 2).

Constituent: Copper Analysis Run 9/14/2023 8:21 AM View: Appendix I  
Plant McIntosh Client: Southern Company Data: McIntosh LF4 CCR

Sanitas™ v.9.6.37 . UG  
Hollow symbols indicate censored values.  
Within Limit

Prediction Limit  
Intrawell Non-parametric

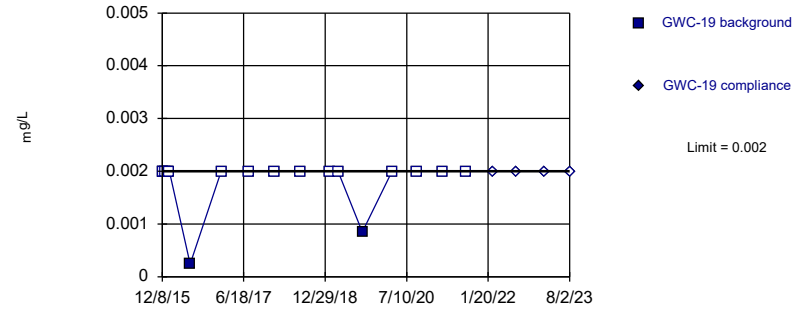


Non-parametric test used in lieu of parametric prediction limit because censored data exceeded 50%. Limit is highest of 17 background values. 64.71% NDs. Well-constituent pair annual alpha = 0.01179. Individual comparison alpha = 0.005914 (1 of 2).

Constituent: Copper Analysis Run 9/14/2023 8:21 AM View: Appendix I  
Plant McIntosh Client: Southern Company Data: McIntosh LF4 CCR

Sanitas™ v.9.6.37 . UG  
Hollow symbols indicate censored values.  
Within Limit

Prediction Limit  
Intrawell Non-parametric

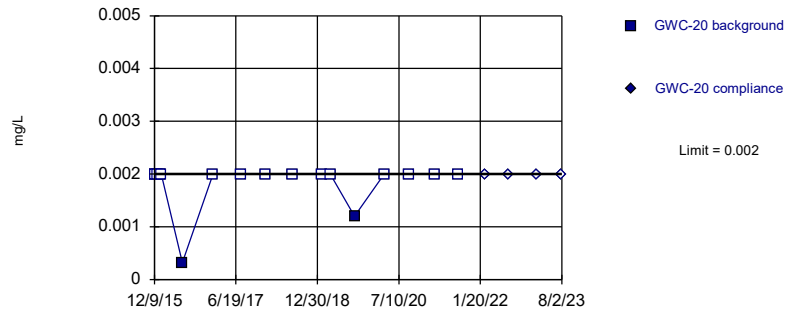


Non-parametric test used in lieu of parametric prediction limit because censored data exceeded 50%. Limit is highest of 17 background values. 88.24% NDs. Well-constituent pair annual alpha = 0.01179. Individual comparison alpha = 0.005914 (1 of 2).

Constituent: Copper Analysis Run 9/14/2023 8:22 AM View: Appendix I  
Plant McIntosh Client: Southern Company Data: McIntosh LF4 CCR

Sanitas™ v.9.6.37 . UG  
Hollow symbols indicate censored values.  
Within Limit

Prediction Limit  
Intrawell Non-parametric

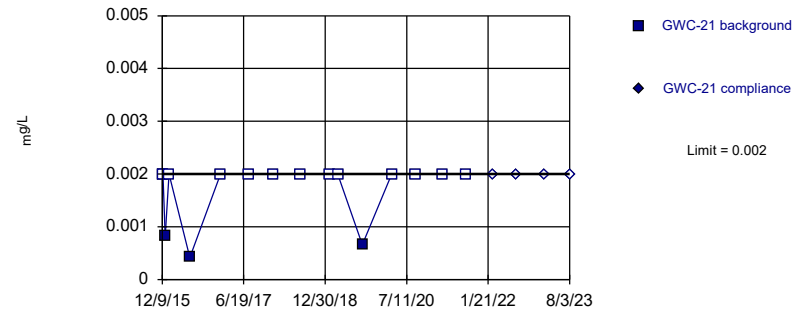


Non-parametric test used in lieu of parametric prediction limit because censored data exceeded 50%. Limit is highest of 17 background values. 88.24% NDs. Well-constituent pair annual alpha = 0.01179. Individual comparison alpha = 0.005914 (1 of 2).

Constituent: Copper Analysis Run 9/14/2023 8:22 AM View: Appendix I  
Plant McIntosh Client: Southern Company Data: McIntosh LF4 CCR

Sanitas™ v.9.6.37 . UG  
Hollow symbols indicate censored values.  
Within Limit

Prediction Limit  
Intrawell Non-parametric

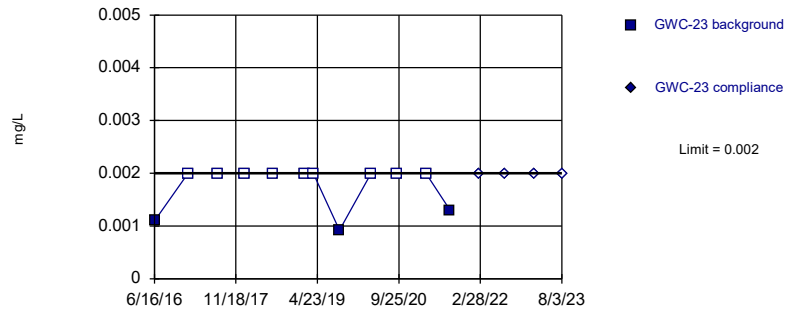


Non-parametric test used in lieu of parametric prediction limit because censored data exceeded 50%. Limit is highest of 16 background values. 81.25% NDs. Well-constituent pair annual alpha = 0.01287. Individual comparison alpha = 0.006456 (1 of 2).

Constituent: Copper Analysis Run 9/14/2023 8:22 AM View: Appendix I  
Plant McIntosh Client: Southern Company Data: McIntosh LF4 CCR

Sanitas™ v.9.6.37 . UG  
Hollow symbols indicate censored values.  
Within Limit

Prediction Limit  
Intrawell Non-parametric

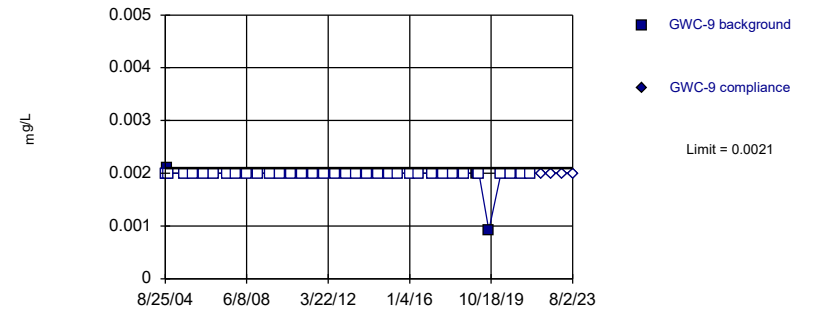


Non-parametric test used in lieu of parametric prediction limit because censored data exceeded 50%. Limit is highest of 12 background values. 75% NDs. Well-constituent pair annual alpha = 0.02143. Individual comparison alpha = 0.01077 (1 of 2).

Constituent: Copper Analysis Run 9/14/2023 8:22 AM View: Appendix I  
Plant McIntosh Client: Southern Company Data: McIntosh LF4 CCR

Sanitas™ v.9.6.37 . UG  
Hollow symbols indicate censored values.  
Within Limit

Prediction Limit  
Intrawell Non-parametric

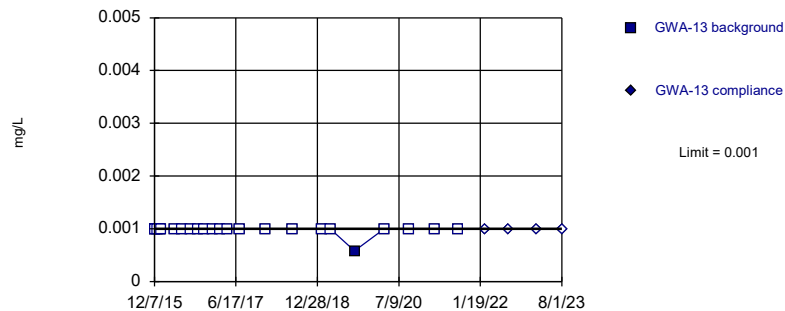


Non-parametric test used in lieu of parametric prediction limit because censored data exceeded 50%. Limit is highest of 38 background values. 92.11% NDs. Well-constituent pair annual alpha = 0.002586. Individual comparison alpha = 0.001294 (1 of 2).

Constituent: Copper Analysis Run 9/14/2023 8:22 AM View: Appendix I  
Plant McIntosh Client: Southern Company Data: McIntosh LF4 CCR

Sanitas™ v.9.6.37 . UG  
Hollow symbols indicate censored values.  
Within Limit

Prediction Limit  
Intrawell Non-parametric

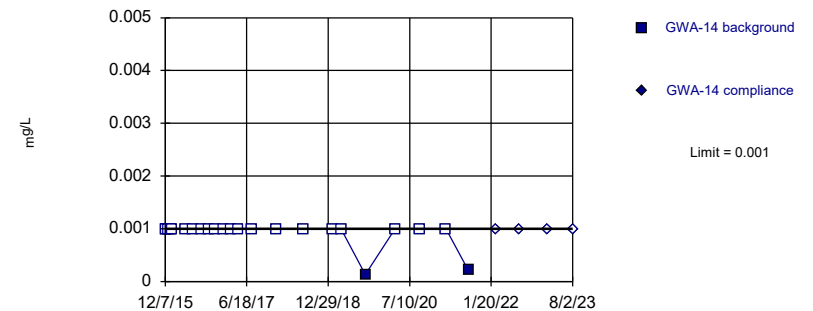


Non-parametric test used in lieu of parametric prediction limit because censored data exceeded 50%. Limit is highest of 23 background values. 95.65% NDs. Well-constituent pair annual alpha = 0.006819. Individual comparison alpha = 0.003415 (1 of 2).

Constituent: Lead Analysis Run 9/14/2023 8:22 AM View: Appendix I  
Plant McIntosh Client: Southern Company Data: McIntosh LF4 CCR

Sanitas™ v.9.6.37 . UG  
Hollow symbols indicate censored values.  
Within Limit

Prediction Limit  
Intrawell Non-parametric

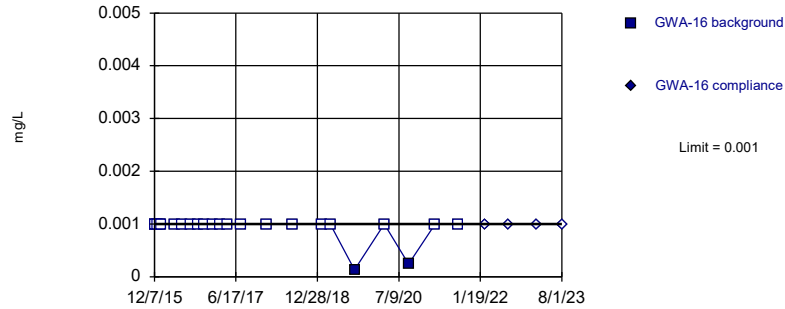


Non-parametric test used in lieu of parametric prediction limit because censored data exceeded 50%. Limit is highest of 23 background values. 91.3% NDs. Well-constituent pair annual alpha = 0.006819. Individual comparison alpha = 0.003415 (1 of 2).

Constituent: Lead Analysis Run 9/14/2023 8:22 AM View: Appendix I  
Plant McIntosh Client: Southern Company Data: McIntosh LF4 CCR

Sanitas™ v.9.6.37 . UG  
Hollow symbols indicate censored values.  
Within Limit

Prediction Limit  
Intrawell Non-parametric

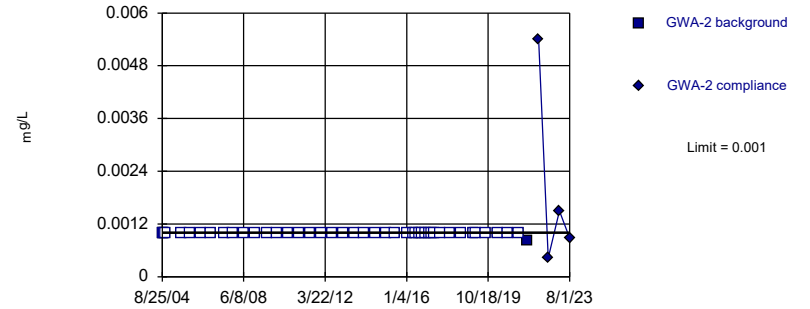


Non-parametric test used in lieu of parametric prediction limit because censored data exceeded 50%. Limit is highest of 23 background values. 91.3% NDs. Well-constituent pair annual alpha = 0.006819. Individual comparison alpha = 0.003415 (1 of 2).

Constituent: Lead Analysis Run 9/14/2023 8:22 AM View: Appendix I  
Plant McIntosh Client: Southern Company Data: McIntosh LF4 CCR

Sanitas™ v.9.6.37 . UG  
Hollow symbols indicate censored values.  
Within Limit

Prediction Limit  
Intrawell Non-parametric

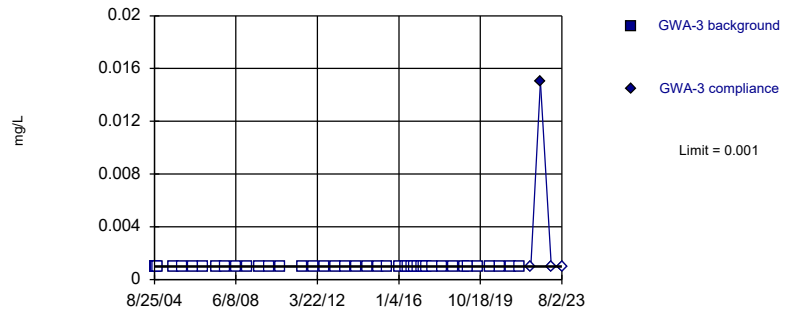


Non-parametric test used in lieu of parametric prediction limit because censored data exceeded 50%. Limit is highest of 44 background values. 97.73% NDs. Well-constituent pair annual alpha = 0.001992. Individual comparison alpha = 0.0009963 (1 of 2).

Constituent: Lead Analysis Run 9/14/2023 8:22 AM View: Appendix I  
Plant McIntosh Client: Southern Company Data: McIntosh LF4 CCR

Sanitas™ v.9.6.37 . UG  
Hollow symbols indicate censored values.  
Within Limit

Prediction Limit  
Intrawell Non-parametric

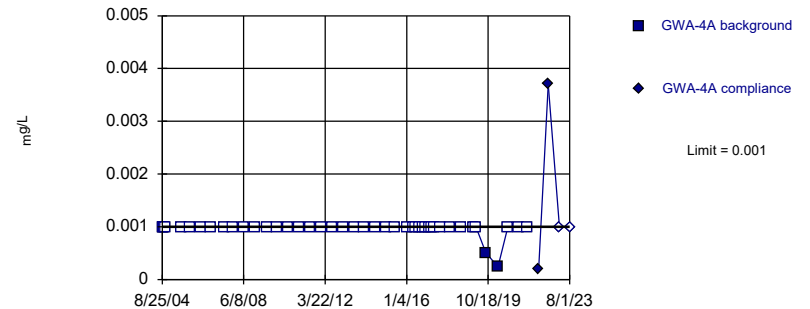


Non-parametric test used in lieu of parametric prediction limit because censored data exceeded 50%. All background values (n = 43) were censored; limit is most recent reporting limit. Well-constituent pair annual alpha = 0.002073. Individual comparison alpha = 0.001037 (1 of 2).

Constituent: Lead Analysis Run 9/14/2023 8:22 AM View: Appendix I  
Plant McIntosh Client: Southern Company Data: McIntosh LF4 CCR

Sanitas™ v.9.6.37 . UG  
Hollow symbols indicate censored values.  
Within Limit

Prediction Limit  
Intrawell Non-parametric

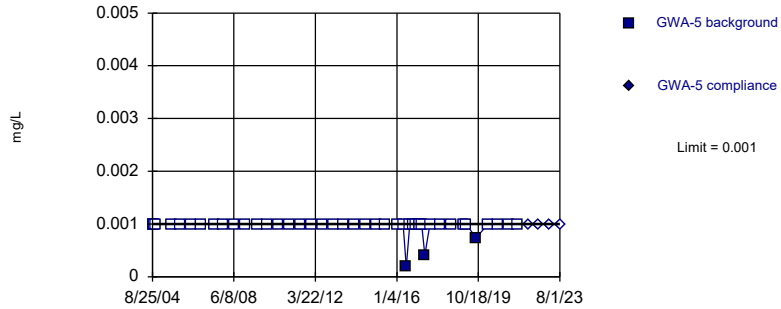


Non-parametric test used in lieu of parametric prediction limit because censored data exceeded 50%. Limit is highest of 44 background values. 95.45% NDs. Well-constituent pair annual alpha = 0.001992. Individual comparison alpha = 0.0009963 (1 of 2).

Constituent: Lead Analysis Run 9/14/2023 8:22 AM View: Appendix I  
Plant McIntosh Client: Southern Company Data: McIntosh LF4 CCR

Sanitas™ v.9.6.37 . UG  
Hollow symbols indicate censored values.  
Within Limit

### Prediction Limit Intrawell Non-parametric

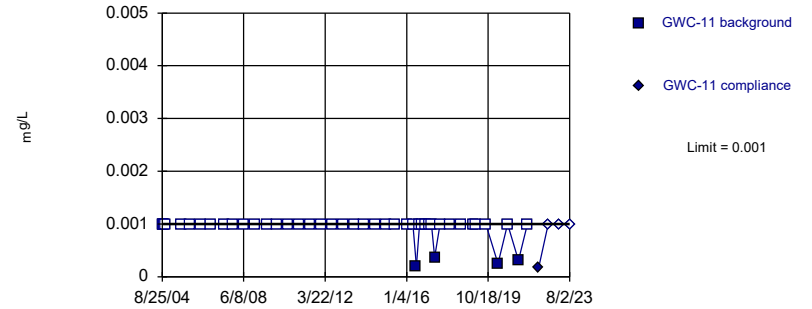


Non-parametric test used in lieu of parametric prediction limit because censored data exceeded 50%. Limit is highest of 46 background values. 91.3% NDs. Well-constituent pair annual alpha = 0.001829. Individual comparison alpha = 0.0009151 (1 of 2).

Constituent: Lead Analysis Run 9/14/2023 8:22 AM View: Appendix I  
Plant McIntosh Client: Southern Company Data: McIntosh LF4 CCR

Sanitas™ v.9.6.37 . UG  
Hollow symbols indicate censored values.  
Within Limit

### Prediction Limit Intrawell Non-parametric

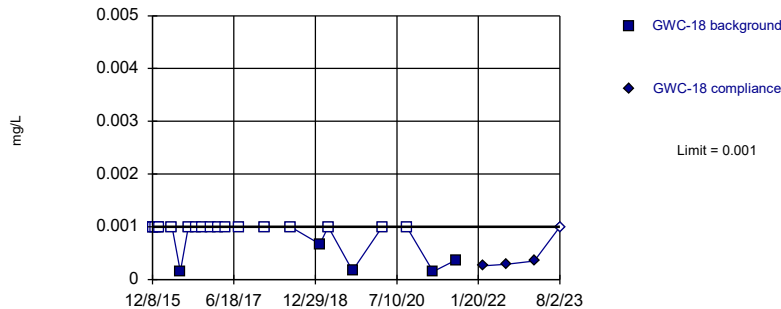


Non-parametric test used in lieu of parametric prediction limit because censored data exceeded 50%. Limit is highest of 44 background values. 90.91% NDs. Well-constituent pair annual alpha = 0.001992. Individual comparison alpha = 0.0009963 (1 of 2).

Constituent: Lead Analysis Run 9/14/2023 8:22 AM View: Appendix I  
Plant McIntosh Client: Southern Company Data: McIntosh LF4 CCR

Sanitas™ v.9.6.37 . UG  
Hollow symbols indicate censored values.  
Within Limit

### Prediction Limit Intrawell Non-parametric

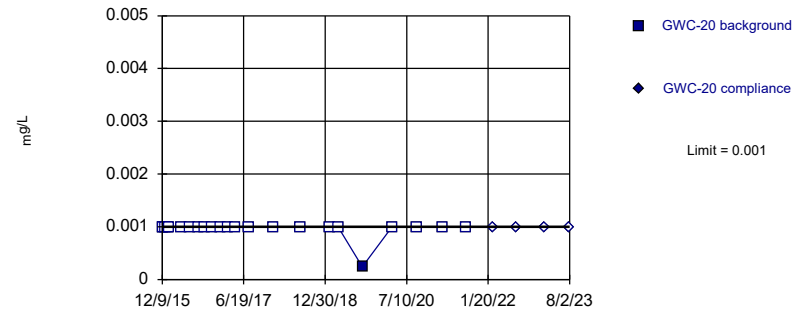


Non-parametric test used in lieu of parametric prediction limit because censored data exceeded 50%. Limit is highest of 23 background values. 78.26% NDs. Well-constituent pair annual alpha = 0.006819. Individual comparison alpha = 0.003415 (1 of 2).

Constituent: Lead Analysis Run 9/14/2023 8:22 AM View: Appendix I  
Plant McIntosh Client: Southern Company Data: McIntosh LF4 CCR

Sanitas™ v.9.6.37 . UG  
Hollow symbols indicate censored values.  
Within Limit

### Prediction Limit Intrawell Non-parametric



Non-parametric test used in lieu of parametric prediction limit because censored data exceeded 50%. Limit is highest of 23 background values. 95.65% NDs. Well-constituent pair annual alpha = 0.006819. Individual comparison alpha = 0.003415 (1 of 2).

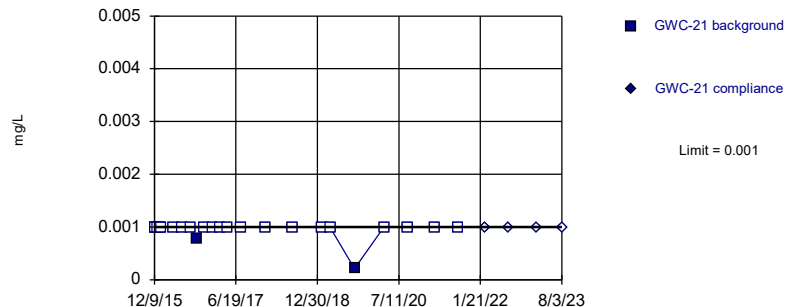
Constituent: Lead Analysis Run 9/14/2023 8:22 AM View: Appendix I  
Plant McIntosh Client: Southern Company Data: McIntosh LF4 CCR



Sanitas™ v.9.6.37 . UG  
Hollow symbols indicate censored values.

Within Limit

### Prediction Limit Intrawell Non-parametric



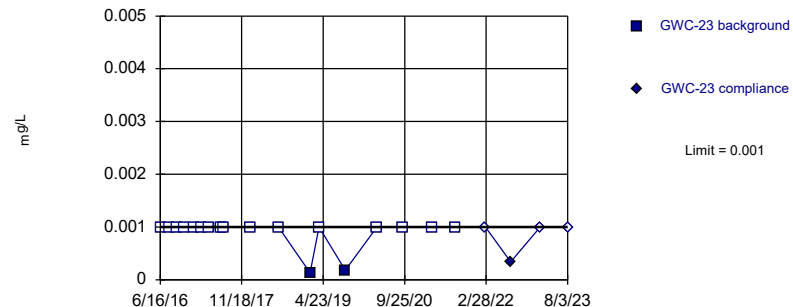
Non-parametric test used in lieu of parametric prediction limit because censored data exceeded 50%. Limit is highest of 23 background values. 91.3% NDs. Well-constituent pair annual alpha = 0.006819. Individual comparison alpha = 0.003415 (1 of 2).

Constituent: Lead Analysis Run 9/14/2023 8:22 AM View: Appendix I  
Plant McIntosh Client: Southern Company Data: McIntosh LF4 CCR

Sanitas™ v.9.6.37 . UG  
Hollow symbols indicate censored values.

Within Limit

### Prediction Limit Intrawell Non-parametric



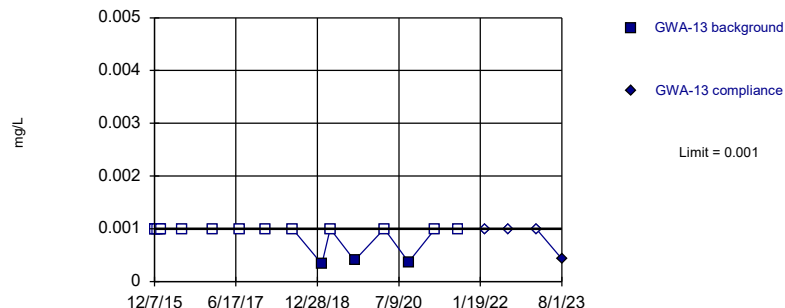
Non-parametric test used in lieu of parametric prediction limit because censored data exceeded 50%. Limit is highest of 18 background values. 88.89% NDs. Well-constituent pair annual alpha = 0.01072. Individual comparison alpha = 0.005373 (1 of 2).

Constituent: Lead Analysis Run 9/14/2023 8:22 AM View: Appendix I  
Plant McIntosh Client: Southern Company Data: McIntosh LF4 CCR

Sanitas™ v.9.6.37 . UG  
Hollow symbols indicate censored values.

Within Limit

### Prediction Limit Intrawell Non-parametric



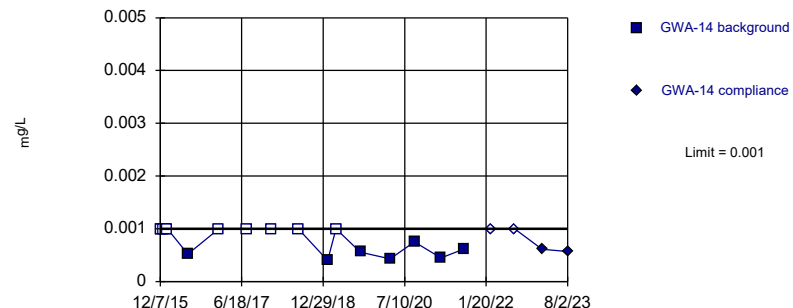
Non-parametric test used in lieu of parametric prediction limit because censored data exceeded 50%. Limit is highest of 17 background values. 82.35% NDs. Well-constituent pair annual alpha = 0.011179. Individual comparison alpha = 0.005914 (1 of 2).

Constituent: Nickel Analysis Run 9/14/2023 8:22 AM View: Appendix I  
Plant McIntosh Client: Southern Company Data: McIntosh LF4 CCR

Sanitas™ v.9.6.37 . UG  
Hollow symbols indicate censored values.

Within Limit

### Prediction Limit Intrawell Non-parametric



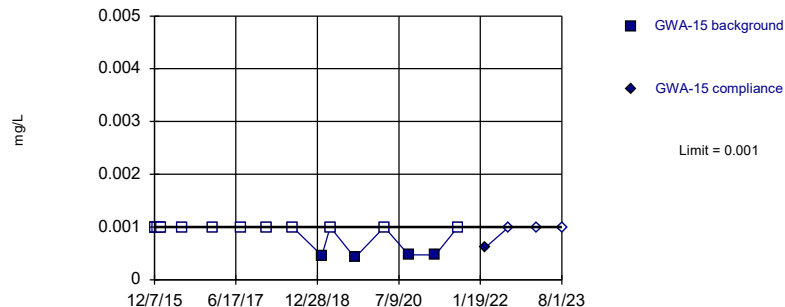
Non-parametric test used in lieu of parametric prediction limit because censored data exceeded 50%. Limit is highest of 17 background values. 58.82% NDs. Well-constituent pair annual alpha = 0.01179. Individual comparison alpha = 0.005914 (1 of 2).

Constituent: Nickel Analysis Run 9/14/2023 8:22 AM View: Appendix I  
Plant McIntosh Client: Southern Company Data: McIntosh LF4 CCR

Sanitas™ v.9.6.37 . UG  
Hollow symbols indicate censored values.

Within Limit

### Prediction Limit Intrawell Non-parametric



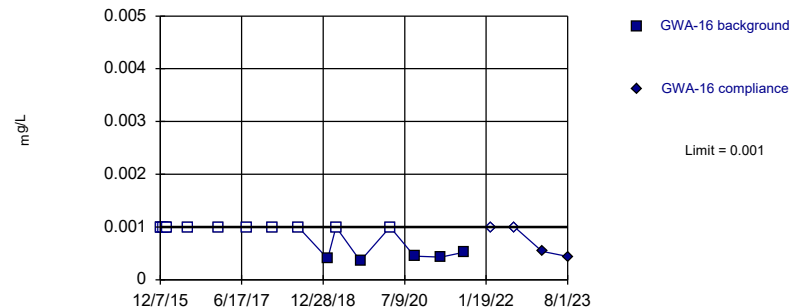
Non-parametric test used in lieu of parametric prediction limit because censored data exceeded 50%. Limit is highest of 17 background values. 76.47% NDs. Well-constituent pair annual alpha = 0.01179. Individual comparison alpha = 0.005914 (1 of 2).

Constituent: Nickel Analysis Run 9/14/2023 8:22 AM View: Appendix I  
Plant McIntosh Client: Southern Company Data: McIntosh LF4 CCR

Sanitas™ v.9.6.37 . UG  
Hollow symbols indicate censored values.

Within Limit

### Prediction Limit Intrawell Non-parametric



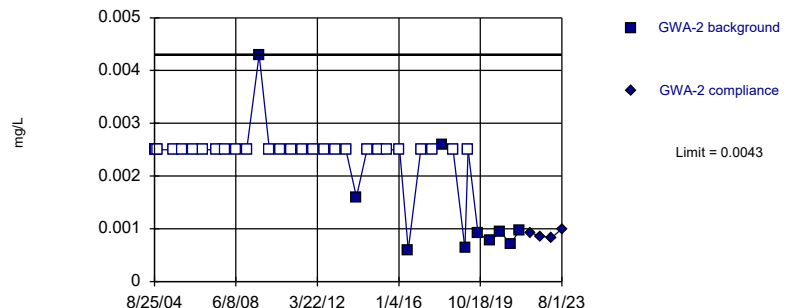
Non-parametric test used in lieu of parametric prediction limit because censored data exceeded 50%. Limit is highest of 17 background values. 70.59% NDs. Well-constituent pair annual alpha = 0.01179. Individual comparison alpha = 0.005914 (1 of 2).

Constituent: Nickel Analysis Run 9/14/2023 8:22 AM View: Appendix I  
Plant McIntosh Client: Southern Company Data: McIntosh LF4 CCR

Sanitas™ v.9.6.37 . UG  
Hollow symbols indicate censored values.

Within Limit

### Prediction Limit Intrawell Non-parametric



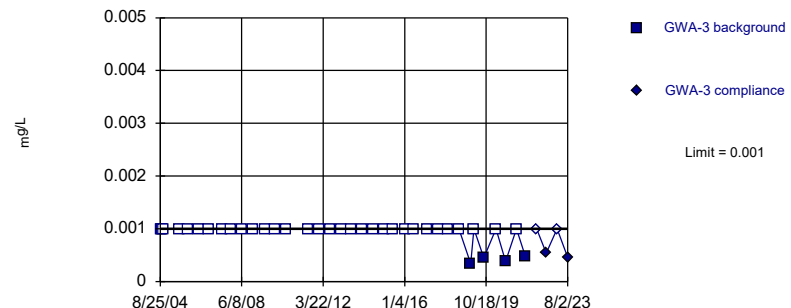
Non-parametric test used in lieu of parametric prediction limit because censored data exceeded 50%. Limit is highest of 38 background values. 73.68% NDs. Well-constituent pair annual alpha = 0.002586. Individual comparison alpha = 0.001294 (1 of 2).

Constituent: Nickel Analysis Run 9/14/2023 8:22 AM View: Appendix I  
Plant McIntosh Client: Southern Company Data: McIntosh LF4 CCR

Sanitas™ v.9.6.37 . UG  
Hollow symbols indicate censored values.

Within Limit

### Prediction Limit Intrawell Non-parametric

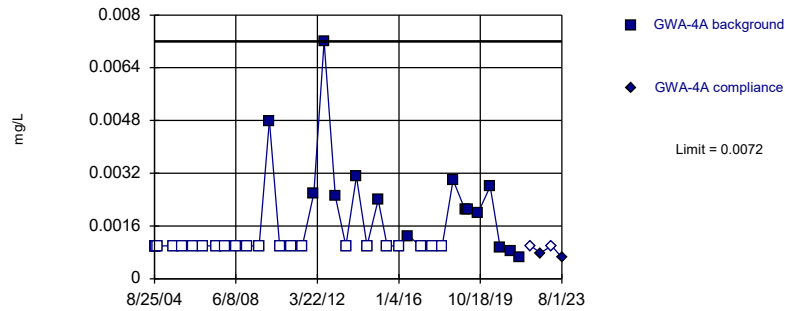


Non-parametric test used in lieu of parametric prediction limit because censored data exceeded 50%. Limit is highest of 36 background values. 88.89% NDs. Well-constituent pair annual alpha = 0.002856. Individual comparison alpha = 0.001429 (1 of 2).

Constituent: Nickel Analysis Run 9/14/2023 8:22 AM View: Appendix I  
Plant McIntosh Client: Southern Company Data: McIntosh LF4 CCR

Sanitas™ v.9.6.37 . UG  
Hollow symbols indicate censored values.  
Within Limit

Prediction Limit  
Intrawell Non-parametric

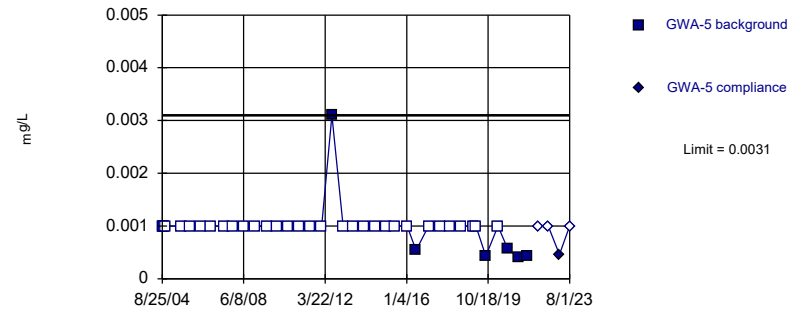


Non-parametric test used in lieu of parametric prediction limit because censored data exceeded 50%. Limit is highest of 38 background values. 60.53% NDs. Well-constituent pair annual alpha = 0.002586. Individual comparison alpha = 0.001294 (1 of 2).

Constituent: Nickel Analysis Run 9/14/2023 8:22 AM View: Appendix I  
Plant McIntosh Client: Southern Company Data: McIntosh LF4 CCR

Sanitas™ v.9.6.37 . UG  
Hollow symbols indicate censored values.  
Within Limit

Prediction Limit  
Intrawell Non-parametric

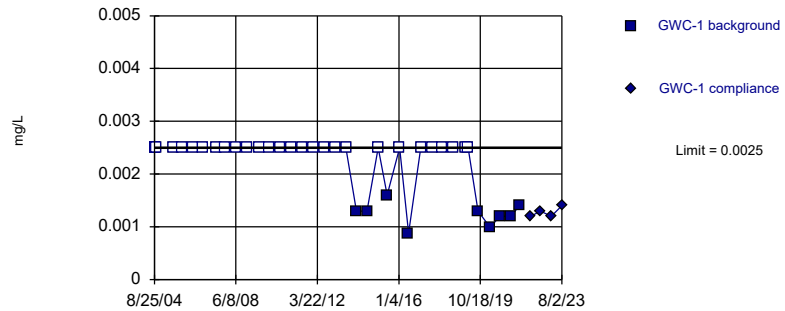


Non-parametric test used in lieu of parametric prediction limit because censored data exceeded 50%. Limit is highest of 38 background values. 84.21% NDs. Well-constituent pair annual alpha = 0.002586. Individual comparison alpha = 0.001294 (1 of 2).

Constituent: Nickel Analysis Run 9/14/2023 8:22 AM View: Appendix I  
Plant McIntosh Client: Southern Company Data: McIntosh LF4 CCR

Sanitas™ v.9.6.37 . UG  
Hollow symbols indicate censored values.  
Within Limit

Prediction Limit  
Intrawell Non-parametric

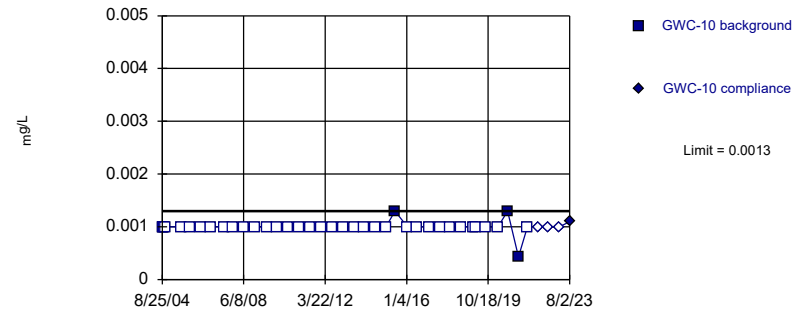


Non-parametric test used in lieu of parametric prediction limit because censored data exceeded 50%. Limit is highest of 37 background values. 75.68% NDs. Well-constituent pair annual alpha = 0.002721. Individual comparison alpha = 0.001361 (1 of 2).

Constituent: Nickel Analysis Run 9/14/2023 8:22 AM View: Appendix I  
Plant McIntosh Client: Southern Company Data: McIntosh LF4 CCR

Sanitas™ v.9.6.37 . UG  
Hollow symbols indicate censored values.  
Within Limit

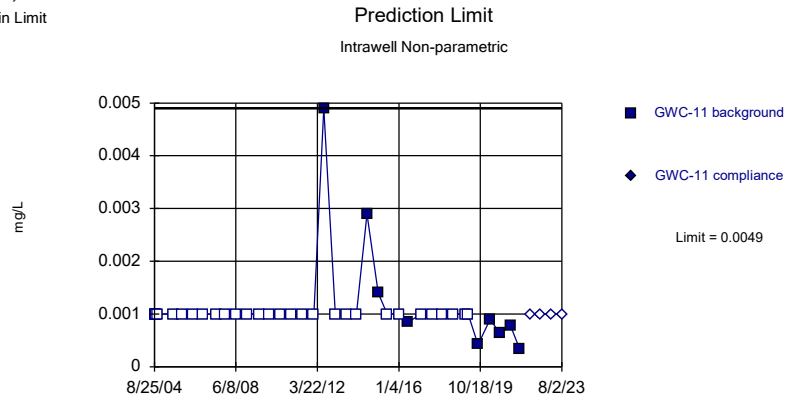
Prediction Limit  
Intrawell Non-parametric



Non-parametric test used in lieu of parametric prediction limit because censored data exceeded 50%. Limit is highest of 38 background values. 92.11% NDs. Well-constituent pair annual alpha = 0.002586. Individual comparison alpha = 0.001294 (1 of 2).

Constituent: Nickel Analysis Run 9/14/2023 8:22 AM View: Appendix I  
Plant McIntosh Client: Southern Company Data: McIntosh LF4 CCR

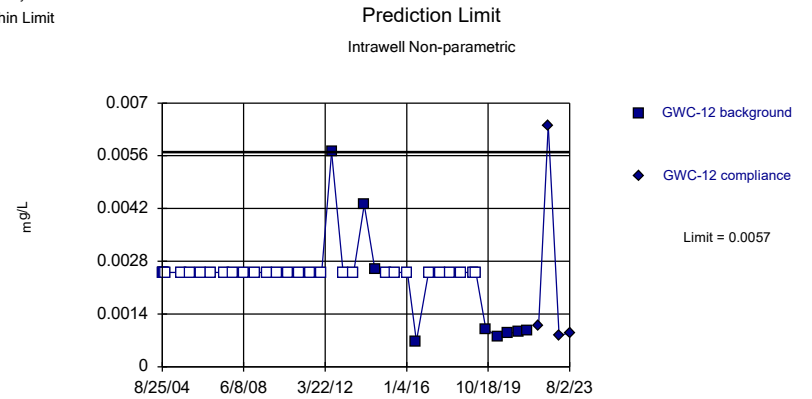
Sanitas™ v.9.6.37 . UG  
Hollow symbols indicate censored values.  
Within Limit



Non-parametric test used in lieu of parametric prediction limit because censored data exceeded 50%. Limit is highest of 38 background values. 76.32% NDs. Well-constituent pair annual alpha = 0.002586. Individual comparison alpha = 0.001294 (1 of 2).

Constituent: Nickel Analysis Run 9/14/2023 8:22 AM View: Appendix I  
Plant McIntosh Client: Southern Company Data: McIntosh LF4 CCR

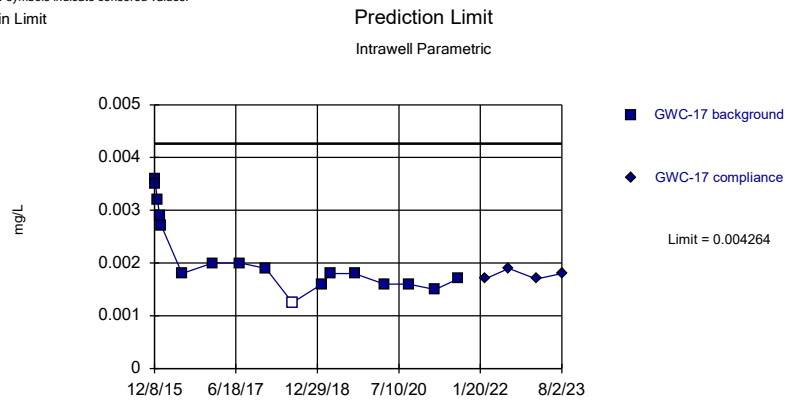
Sanitas™ v.9.6.37 . UG  
Hollow symbols indicate censored values.  
Within Limit



Non-parametric test used in lieu of parametric prediction limit because censored data exceeded 50%. Limit is highest of 38 background values. 76.32% NDs. Well-constituent pair annual alpha = 0.002586. Individual comparison alpha = 0.001294 (1 of 2).

Constituent: Nickel Analysis Run 9/14/2023 8:22 AM View: Appendix I  
Plant McIntosh Client: Southern Company Data: McIntosh LF4 CCR

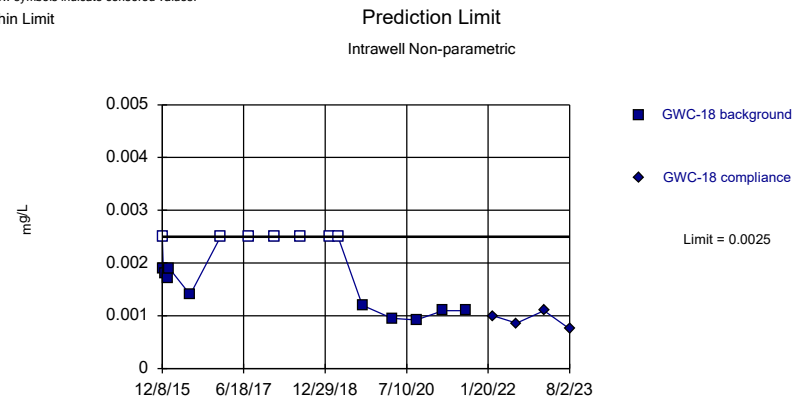
Sanitas™ v.9.6.37 . UG  
Hollow symbols indicate censored values.  
Within Limit



Background Data Summary (based on square root transformation): Mean=0.04572, Std. Dev.=0.007587, n=17, 5.882% NDs. Normality test: Shapiro Wilk @alpha = 0.01, calculated = 0.8702, critical = 0.851. Kappa = 2.582 (c=15, w=9, 1 of 2, event alpha = 0.05132). Report alpha = 0.0003901.

Constituent: Nickel Analysis Run 9/14/2023 8:22 AM View: Appendix I  
Plant McIntosh Client: Southern Company Data: McIntosh LF4 CCR

Sanitas™ v.9.6.37 . UG  
Hollow symbols indicate censored values.  
Within Limit

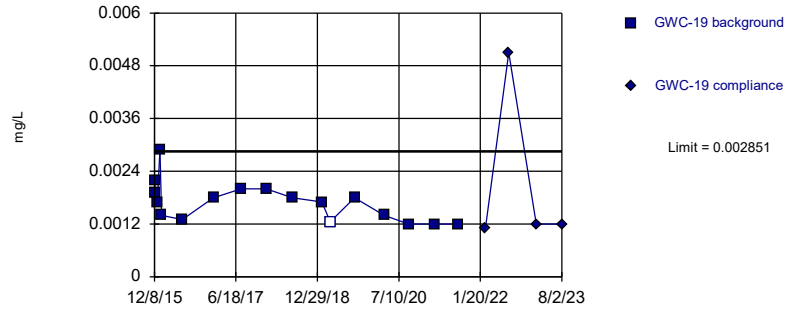


Non-parametric test used in lieu of parametric prediction limit because the Shapiro Wilk normality test showed the data to be non-normal at the 0.01 alpha level. Limit is highest of 17 background values. 41.18% NDs. Well-constituent pair annual alpha = 0.01179. Individual comparison alpha = 0.005914 (1 of 2).

Constituent: Nickel Analysis Run 9/14/2023 8:22 AM View: Appendix I  
Plant McIntosh Client: Southern Company Data: McIntosh LF4 CCR

Sanitas™ v.9.6.37 . UG  
Hollow symbols indicate censored values.  
Within Limit

Prediction Limit  
Intrawell Parametric

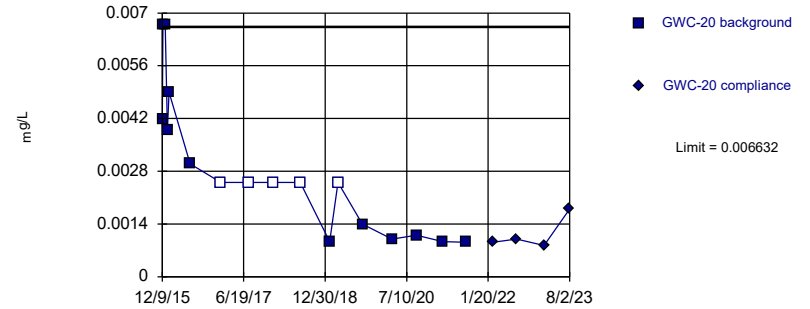


Background Data Summary: Mean=0.001691, Std. Dev.=0.0004494, n=17, 5.882% NDs. Normality test: Shapiro Wilk @alpha = 0.01, calculated = 0.8866, critical = 0.851. Kappa = 2.582 (c=15, w=9, 1 of 2, event alpha = 0.05132). Report alpha = 0.0003901.

Constituent: Nickel Analysis Run 9/14/2023 8:22 AM View: Appendix I  
Plant McIntosh Client: Southern Company Data: McIntosh LF4 CCR

Sanitas™ v.9.6.37 . UG  
Hollow symbols indicate censored values.  
Within Limit

Prediction Limit  
Intrawell Parametric

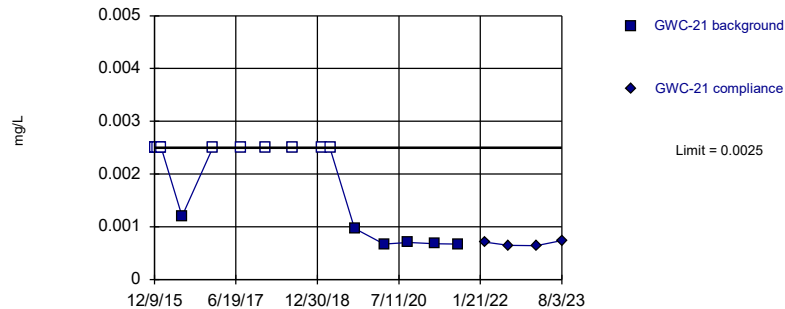


Background Data Summary (after Kaplan-Meier Adjustment): Mean=0.002119, Std. Dev.=0.001748, n=17, 29.41% NDs. Normality test: Shapiro Wilk @alpha = 0.01, calculated = 0.8605, critical = 0.851. Kappa = 2.582 (c=15, w=9, 1 of 2, event alpha = 0.05132). Report alpha = 0.0003901.

Constituent: Nickel Analysis Run 9/14/2023 8:22 AM View: Appendix I  
Plant McIntosh Client: Southern Company Data: McIntosh LF4 CCR

Sanitas™ v.9.6.37 . UG  
Hollow symbols indicate censored values.  
Within Limit

Prediction Limit  
Intrawell Non-parametric

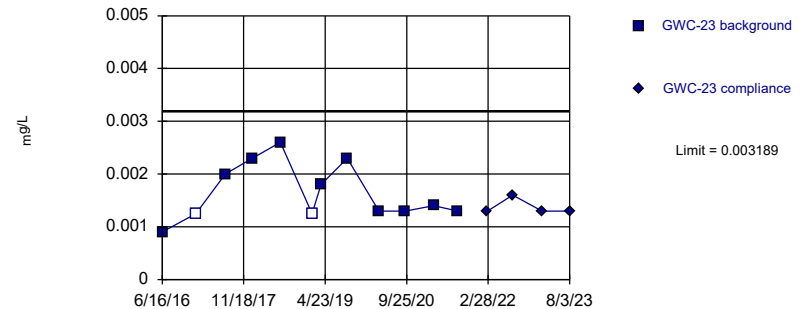


Non-parametric test used in lieu of parametric prediction limit because censored data exceeded 50%. Limit is highest of 17 background values. 64.71% NDs. Well-constituent pair annual alpha = 0.01179. Individual comparison alpha = 0.005914 (1 of 2).

Constituent: Nickel Analysis Run 9/14/2023 8:22 AM View: Appendix I  
Plant McIntosh Client: Southern Company Data: McIntosh LF4 CCR

Sanitas™ v.9.6.37 . UG  
Hollow symbols indicate censored values.  
Within Limit

Prediction Limit  
Intrawell Parametric

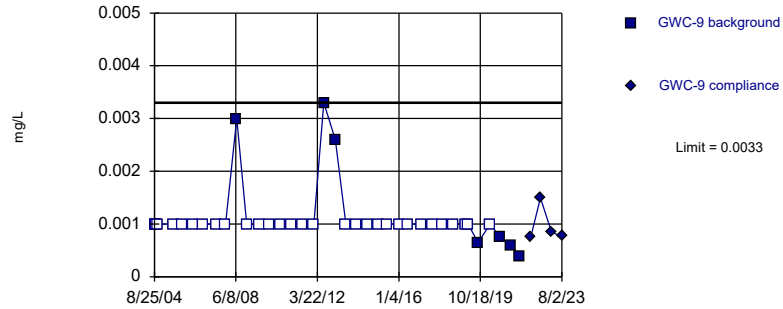


Background Data Summary (after Kaplan-Meier Adjustment): Mean=0.001522, Std. Dev.=0.0005802, n=12, 16.67% NDs. Normality test: Shapiro Wilk @alpha = 0.01, calculated = 0.8876, critical = 0.805. Kappa = 2.874 (c=15, w=9, 1 of 2, event alpha = 0.05132). Report alpha = 0.0003901.

Constituent: Nickel Analysis Run 9/14/2023 8:22 AM View: Appendix I  
Plant McIntosh Client: Southern Company Data: McIntosh LF4 CCR

Sanitas™ v.9.6.37 . UG  
Hollow symbols indicate censored values.  
Within Limit

Prediction Limit  
Intrawell Non-parametric

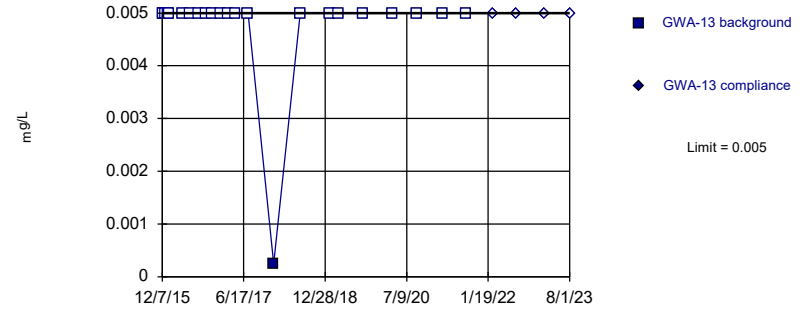


Non-parametric test used in lieu of parametric prediction limit because censored data exceeded 50%. Limit is highest of 38 background values. 81.58% NDs. Well-constituent pair annual alpha = 0.002586. Individual comparison alpha = 0.001294 (1 of 2).

Constituent: Nickel Analysis Run 9/14/2023 8:22 AM View: Appendix I  
Plant McIntosh Client: Southern Company Data: McIntosh LF4 CCR

Sanitas™ v.9.6.37 . UG  
Hollow symbols indicate censored values.  
Within Limit

Prediction Limit  
Intrawell Non-parametric

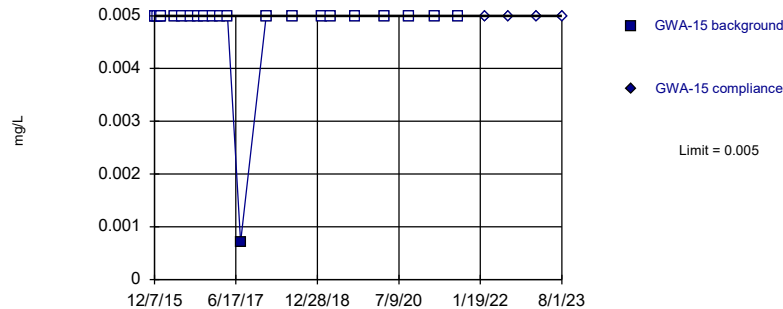


Non-parametric test used in lieu of parametric prediction limit because censored data exceeded 50%. Limit is highest of 23 background values. 95.65% NDs. Well-constituent pair annual alpha = 0.006819. Individual comparison alpha = 0.003415 (1 of 2).

Constituent: Selenium Analysis Run 9/14/2023 8:22 AM View: Appendix I  
Plant McIntosh Client: Southern Company Data: McIntosh LF4 CCR

Sanitas™ v.9.6.37 . UG  
Hollow symbols indicate censored values.  
Within Limit

Prediction Limit  
Intrawell Non-parametric

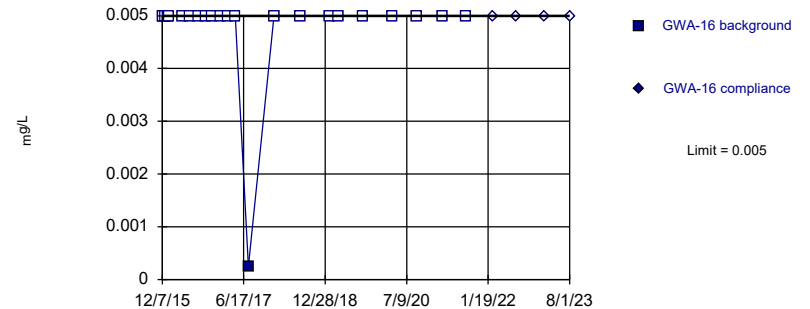


Non-parametric test used in lieu of parametric prediction limit because censored data exceeded 50%. Limit is highest of 23 background values. 95.65% NDs. Well-constituent pair annual alpha = 0.006819. Individual comparison alpha = 0.003415 (1 of 2).

Constituent: Selenium Analysis Run 9/14/2023 8:22 AM View: Appendix I  
Plant McIntosh Client: Southern Company Data: McIntosh LF4 CCR

Sanitas™ v.9.6.37 . UG  
Hollow symbols indicate censored values.  
Within Limit

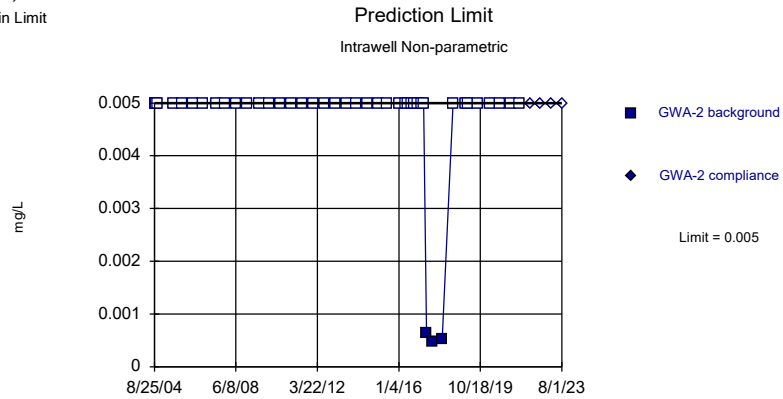
Prediction Limit  
Intrawell Non-parametric



Non-parametric test used in lieu of parametric prediction limit because censored data exceeded 50%. Limit is highest of 23 background values. 95.65% NDs. Well-constituent pair annual alpha = 0.006819. Individual comparison alpha = 0.003415 (1 of 2).

Constituent: Selenium Analysis Run 9/14/2023 8:22 AM View: Appendix I  
Plant McIntosh Client: Southern Company Data: McIntosh LF4 CCR

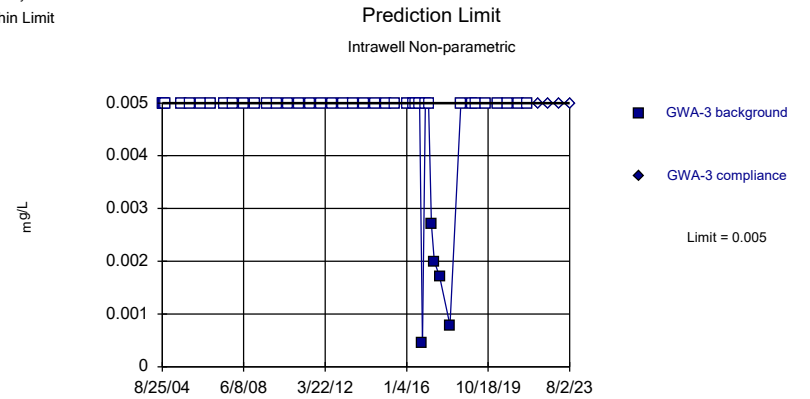
Sanitas™ v.9.6.37 . UG  
 Hollow symbols indicate censored values.  
 Within Limit



Non-parametric test used in lieu of parametric prediction limit because censored data exceeded 50%. Limit is highest of 44 background values. 93.18% NDs. Well-constituent pair annual alpha = 0.001992. Individual comparison alpha = 0.0009963 (1 of 2).

Constituent: Selenium Analysis Run 9/14/2023 8:22 AM View: Appendix I  
 Plant McIntosh Client: Southern Company Data: McIntosh LF4 CCR

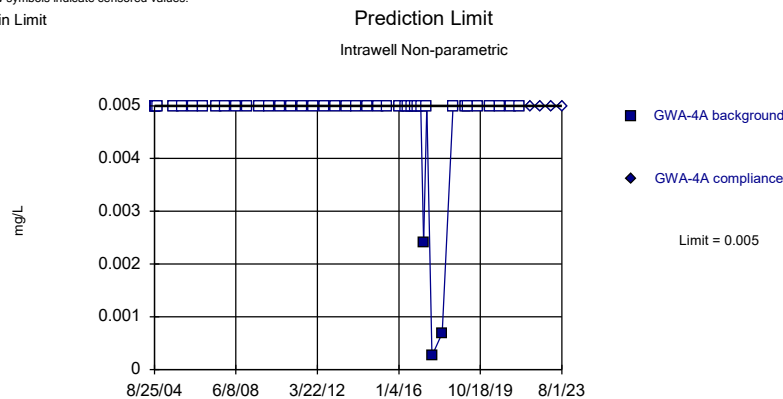
Sanitas™ v.9.6.37 . UG  
 Hollow symbols indicate censored values.  
 Within Limit



Non-parametric test used in lieu of parametric prediction limit because censored data exceeded 50%. Limit is highest of 44 background values. 88.64% NDs. Well-constituent pair annual alpha = 0.001992. Individual comparison alpha = 0.0009963 (1 of 2).

Constituent: Selenium Analysis Run 9/14/2023 8:22 AM View: Appendix I  
 Plant McIntosh Client: Southern Company Data: McIntosh LF4 CCR

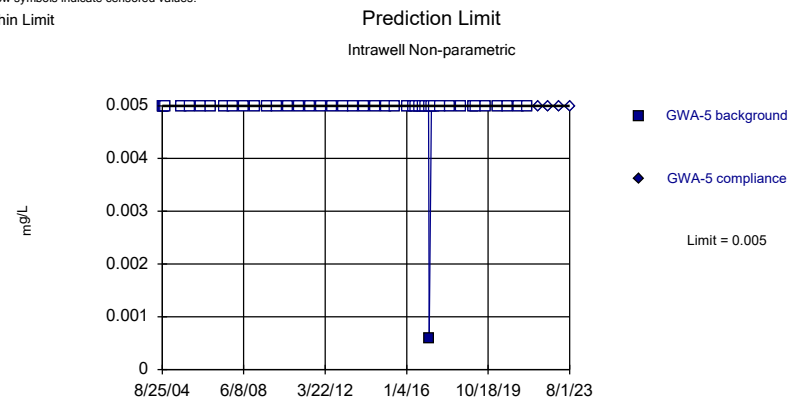
Sanitas™ v.9.6.37 . UG  
 Hollow symbols indicate censored values.  
 Within Limit



Non-parametric test used in lieu of parametric prediction limit because censored data exceeded 50%. Limit is highest of 44 background values. 93.18% NDs. Well-constituent pair annual alpha = 0.001992. Individual comparison alpha = 0.0009963 (1 of 2).

Constituent: Selenium Analysis Run 9/14/2023 8:22 AM View: Appendix I  
 Plant McIntosh Client: Southern Company Data: McIntosh LF4 CCR

Sanitas™ v.9.6.37 . UG  
 Hollow symbols indicate censored values.  
 Within Limit

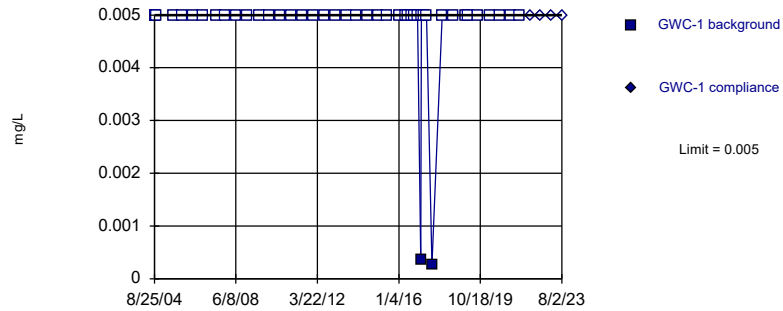


Non-parametric test used in lieu of parametric prediction limit because censored data exceeded 50%. Limit is highest of 45 background values. 97.78% NDs. Well-constituent pair annual alpha = 0.001911. Individual comparison alpha = 0.0009557 (1 of 2).

Constituent: Selenium Analysis Run 9/14/2023 8:22 AM View: Appendix I  
 Plant McIntosh Client: Southern Company Data: McIntosh LF4 CCR

Sanitas™ v.9.6.37 . UG  
Hollow symbols indicate censored values.  
Within Limit

### Prediction Limit Intrawell Non-parametric

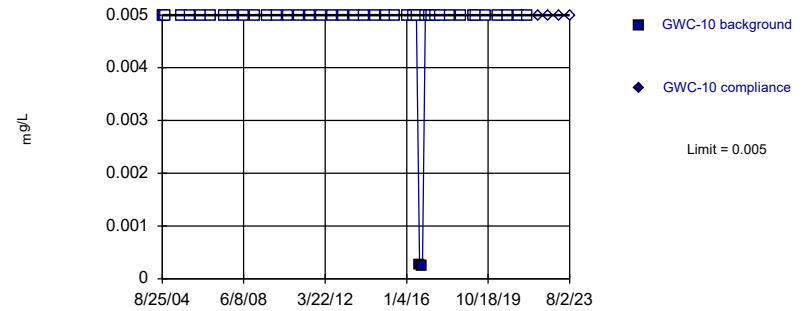


Non-parametric test used in lieu of parametric prediction limit because censored data exceeded 50%. Limit is highest of 44 background values. 95.45% NDs. Well-constituent pair annual alpha = 0.001992. Individual comparison alpha = 0.0009963 (1 of 2).

Constituent: Selenium Analysis Run 9/14/2023 8:23 AM View: Appendix I  
Plant McIntosh Client: Southern Company Data: McIntosh LF4 CCR

Sanitas™ v.9.6.37 . UG  
Hollow symbols indicate censored values.  
Within Limit

### Prediction Limit Intrawell Non-parametric

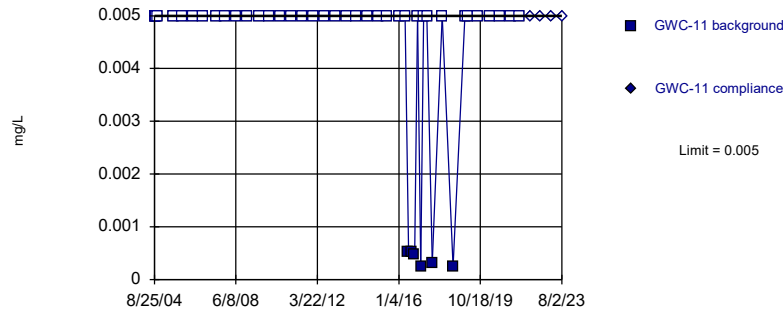


Non-parametric test used in lieu of parametric prediction limit because censored data exceeded 50%. Limit is highest of 44 background values. 95.45% NDs. Well-constituent pair annual alpha = 0.001992. Individual comparison alpha = 0.0009963 (1 of 2).

Constituent: Selenium Analysis Run 9/14/2023 8:23 AM View: Appendix I  
Plant McIntosh Client: Southern Company Data: McIntosh LF4 CCR

Sanitas™ v.9.6.37 . UG  
Hollow symbols indicate censored values.  
Within Limit

### Prediction Limit Intrawell Non-parametric

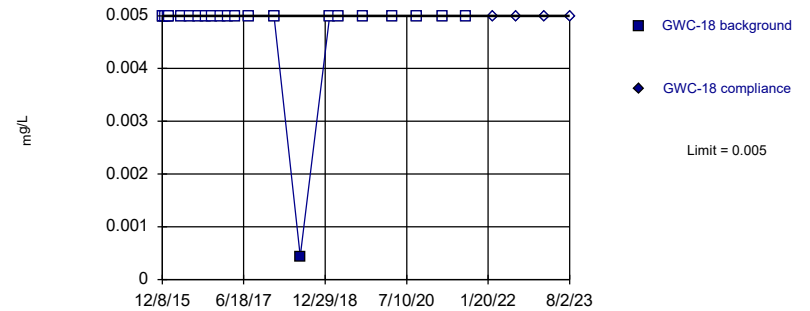


Non-parametric test used in lieu of parametric prediction limit because censored data exceeded 50%. Limit is highest of 44 background values. 86.36% NDs. Well-constituent pair annual alpha = 0.001992. Individual comparison alpha = 0.0009963 (1 of 2).

Constituent: Selenium Analysis Run 9/14/2023 8:23 AM View: Appendix I  
Plant McIntosh Client: Southern Company Data: McIntosh LF4 CCR

Sanitas™ v.9.6.37 . UG  
Hollow symbols indicate censored values.  
Within Limit

### Prediction Limit Intrawell Non-parametric

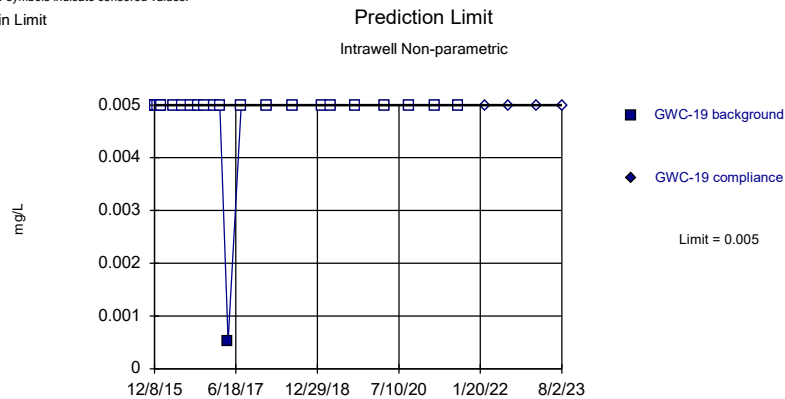


Non-parametric test used in lieu of parametric prediction limit because censored data exceeded 50%. Limit is highest of 23 background values. 95.65% NDs. Well-constituent pair annual alpha = 0.006819. Individual comparison alpha = 0.003415 (1 of 2).

Constituent: Selenium Analysis Run 9/14/2023 8:23 AM View: Appendix I  
Plant McIntosh Client: Southern Company Data: McIntosh LF4 CCR



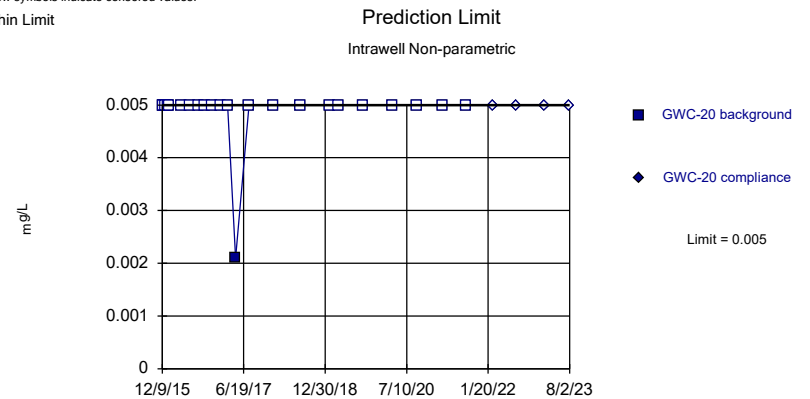
Sanitas™ v.9.6.37 . UG  
Hollow symbols indicate censored values.  
Within Limit



Non-parametric test used in lieu of parametric prediction limit because censored data exceeded 50%. Limit is highest of 23 background values. 95.65% NDs. Well-constituent pair annual alpha = 0.006819. Individual comparison alpha = 0.003415 (1 of 2).

Constituent: Selenium Analysis Run 9/14/2023 8:23 AM View: Appendix I  
Plant McIntosh Client: Southern Company Data: McIntosh LF4 CCR

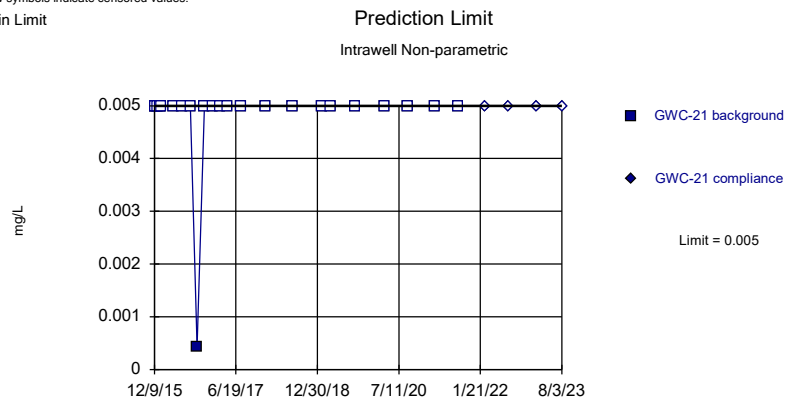
Sanitas™ v.9.6.37 . UG  
Hollow symbols indicate censored values.  
Within Limit



Non-parametric test used in lieu of parametric prediction limit because censored data exceeded 50%. Limit is highest of 23 background values. 95.65% NDs. Well-constituent pair annual alpha = 0.006819. Individual comparison alpha = 0.003415 (1 of 2).

Constituent: Selenium Analysis Run 9/14/2023 8:23 AM View: Appendix I  
Plant McIntosh Client: Southern Company Data: McIntosh LF4 CCR

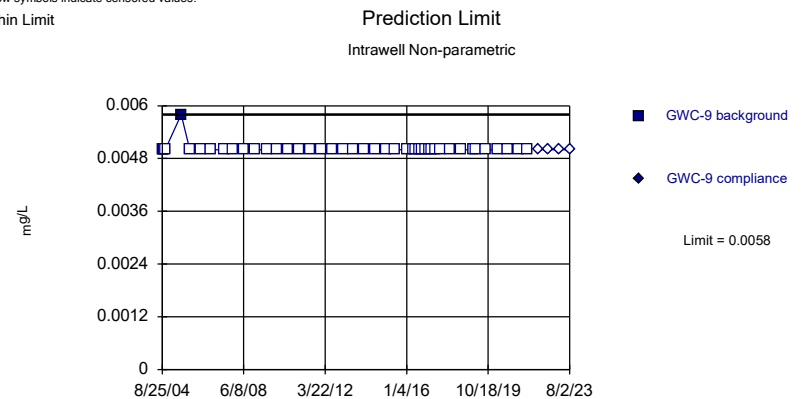
Sanitas™ v.9.6.37 . UG  
Hollow symbols indicate censored values.  
Within Limit



Non-parametric test used in lieu of parametric prediction limit because censored data exceeded 50%. Limit is highest of 23 background values. 95.65% NDs. Well-constituent pair annual alpha = 0.006819. Individual comparison alpha = 0.003415 (1 of 2).

Constituent: Selenium Analysis Run 9/14/2023 8:23 AM View: Appendix I  
Plant McIntosh Client: Southern Company Data: McIntosh LF4 CCR

Sanitas™ v.9.6.37 . UG  
Hollow symbols indicate censored values.  
Within Limit

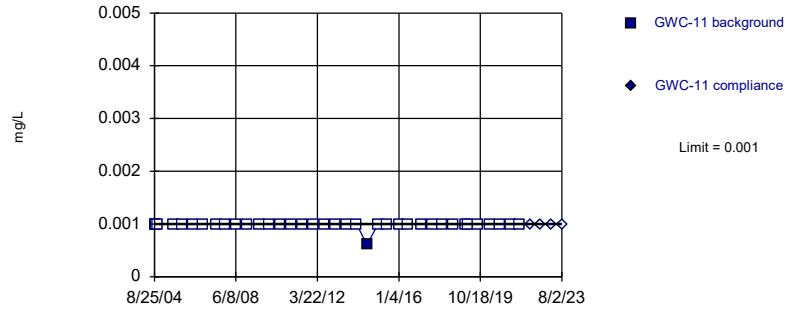


Non-parametric test used in lieu of parametric prediction limit because censored data exceeded 50%. Limit is highest of 44 background values. 97.73% NDs. Well-constituent pair annual alpha = 0.001992. Individual comparison alpha = 0.0009963 (1 of 2).

Constituent: Selenium Analysis Run 9/14/2023 8:23 AM View: Appendix I  
Plant McIntosh Client: Southern Company Data: McIntosh LF4 CCR

Sanitas™ v.9.6.37 . UG  
Hollow symbols indicate censored values.  
Within Limit

### Prediction Limit Intrawell Non-parametric

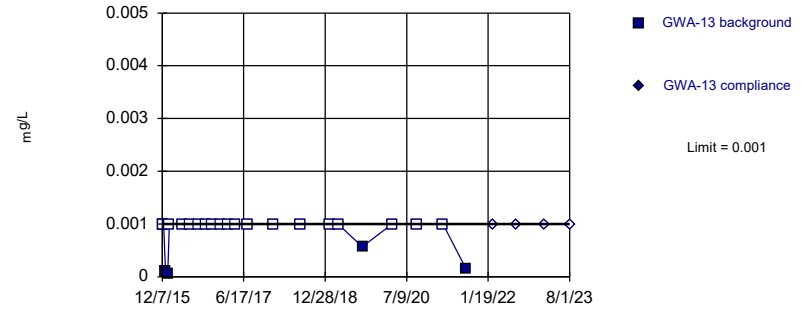


Non-parametric test used in lieu of parametric prediction limit because censored data exceeded 50%. Limit is highest of 38 background values. 97.37% NDs. Well-constituent pair annual alpha = 0.002586. Individual comparison alpha = 0.001294 (1 of 2).

Constituent: Silver Analysis Run 9/14/2023 8:23 AM View: Appendix I  
Plant McIntosh Client: Southern Company Data: McIntosh LF4 CCR

Sanitas™ v.9.6.37 . UG  
Hollow symbols indicate censored values.  
Within Limit

### Prediction Limit Intrawell Non-parametric

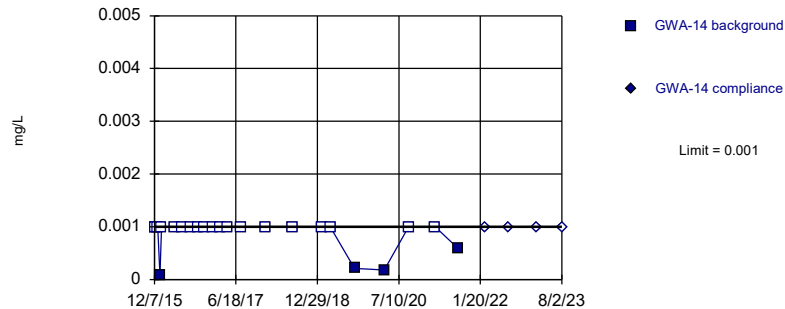


Non-parametric test used in lieu of parametric prediction limit because censored data exceeded 50%. Limit is highest of 23 background values. 82.61% NDs. Well-constituent pair annual alpha = 0.006819. Individual comparison alpha = 0.003415 (1 of 2).

Constituent: Thallium Analysis Run 9/14/2023 8:23 AM View: Appendix I  
Plant McIntosh Client: Southern Company Data: McIntosh LF4 CCR

Sanitas™ v.9.6.37 . UG  
Hollow symbols indicate censored values.  
Within Limit

### Prediction Limit Intrawell Non-parametric

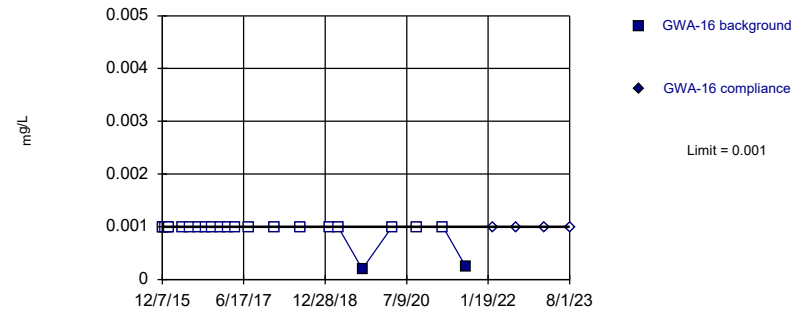


Non-parametric test used in lieu of parametric prediction limit because censored data exceeded 50%. Limit is highest of 23 background values. 82.61% NDs. Well-constituent pair annual alpha = 0.006819. Individual comparison alpha = 0.003415 (1 of 2).

Constituent: Thallium Analysis Run 9/14/2023 8:23 AM View: Appendix I  
Plant McIntosh Client: Southern Company Data: McIntosh LF4 CCR

Sanitas™ v.9.6.37 . UG  
Hollow symbols indicate censored values.  
Within Limit

### Prediction Limit Intrawell Non-parametric

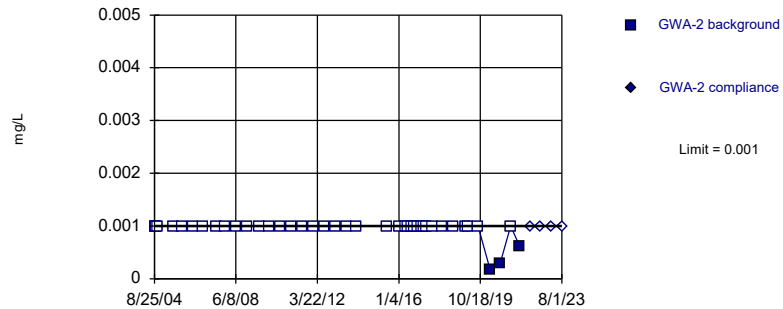


Non-parametric test used in lieu of parametric prediction limit because censored data exceeded 50%. Limit is highest of 23 background values. 91.3% NDs. Well-constituent pair annual alpha = 0.006819. Individual comparison alpha = 0.003415 (1 of 2).

Constituent: Thallium Analysis Run 9/14/2023 8:23 AM View: Appendix I  
Plant McIntosh Client: Southern Company Data: McIntosh LF4 CCR

Sanitas™ v.9.6.37 . UG  
Hollow symbols indicate censored values.  
Within Limit

### Prediction Limit Intrawell Non-parametric

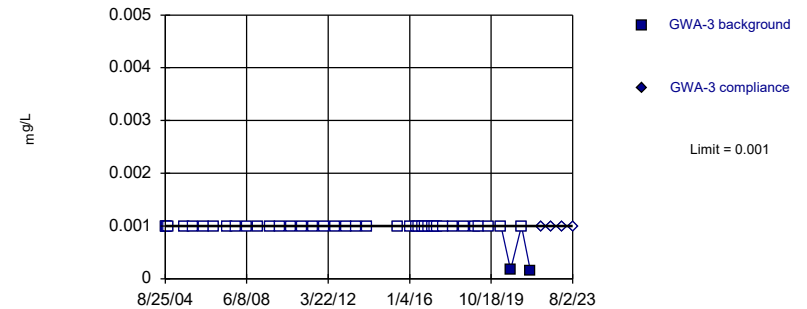


Non-parametric test used in lieu of parametric prediction limit because censored data exceeded 50%. Limit is highest of 42 background values. 92.86% NDs. Well-constituent pair annual alpha = 0.002154. Individual comparison alpha = 0.001077 (1 of 2).

Constituent: Thallium Analysis Run 9/14/2023 8:23 AM View: Appendix I  
Plant McIntosh Client: Southern Company Data: McIntosh LF4 CCR

Sanitas™ v.9.6.37 . UG  
Hollow symbols indicate censored values.  
Within Limit

### Prediction Limit Intrawell Non-parametric

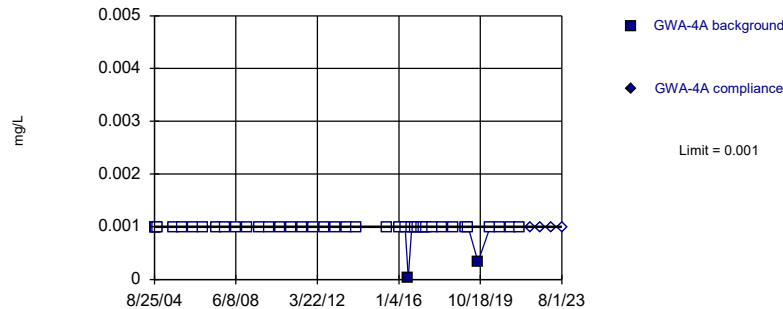


Non-parametric test used in lieu of parametric prediction limit because censored data exceeded 50%. Limit is highest of 42 background values. 95.24% NDs. Well-constituent pair annual alpha = 0.002154. Individual comparison alpha = 0.001077 (1 of 2).

Constituent: Thallium Analysis Run 9/14/2023 8:23 AM View: Appendix I  
Plant McIntosh Client: Southern Company Data: McIntosh LF4 CCR

Sanitas™ v.9.6.37 . UG  
Hollow symbols indicate censored values.  
Within Limit

### Prediction Limit Intrawell Non-parametric

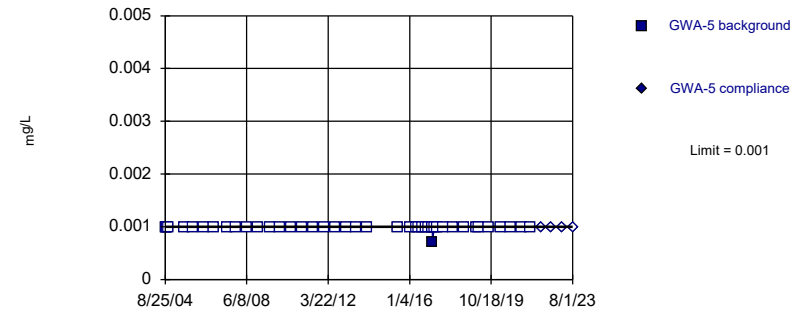


Non-parametric test used in lieu of parametric prediction limit because censored data exceeded 50%. Limit is highest of 42 background values. 95.24% NDs. Well-constituent pair annual alpha = 0.002154. Individual comparison alpha = 0.001077 (1 of 2).

Constituent: Thallium Analysis Run 9/14/2023 8:23 AM View: Appendix I  
Plant McIntosh Client: Southern Company Data: McIntosh LF4 CCR

Sanitas™ v.9.6.37 . UG  
Hollow symbols indicate censored values.  
Within Limit

### Prediction Limit Intrawell Non-parametric

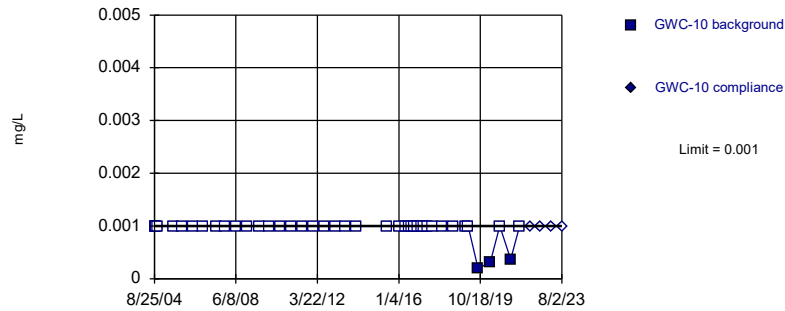


Non-parametric test used in lieu of parametric prediction limit because censored data exceeded 50%. Limit is highest of 44 background values. 97.73% NDs. Well-constituent pair annual alpha = 0.001992. Individual comparison alpha = 0.0009963 (1 of 2).

Constituent: Thallium Analysis Run 9/14/2023 8:23 AM View: Appendix I  
Plant McIntosh Client: Southern Company Data: McIntosh LF4 CCR

Sanitas™ v.9.6.37 . UG  
 Hollow symbols indicate censored values.  
 Within Limit

Prediction Limit  
 Intrawell Non-parametric

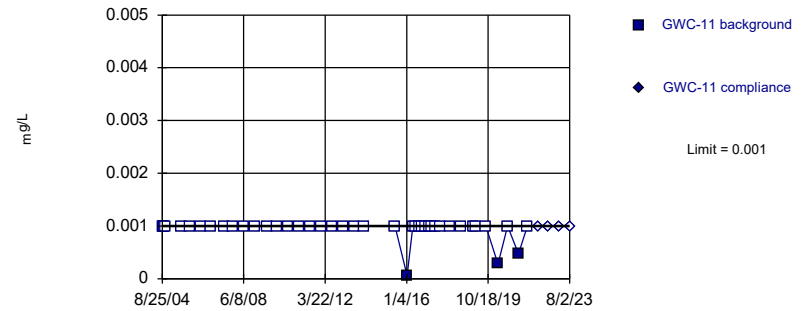


Non-parametric test used in lieu of parametric prediction limit because censored data exceeded 50%. Limit is highest of 42 background values. 92.86% NDs. Well-constituent pair annual alpha = 0.002154. Individual comparison alpha = 0.001077 (1 of 2).

Constituent: Thallium Analysis Run 9/14/2023 8:23 AM View: Appendix I  
 Plant McIntosh Client: Southern Company Data: McIntosh LF4 CCR

Sanitas™ v.9.6.37 . UG  
 Hollow symbols indicate censored values.  
 Within Limit

Prediction Limit  
 Intrawell Non-parametric

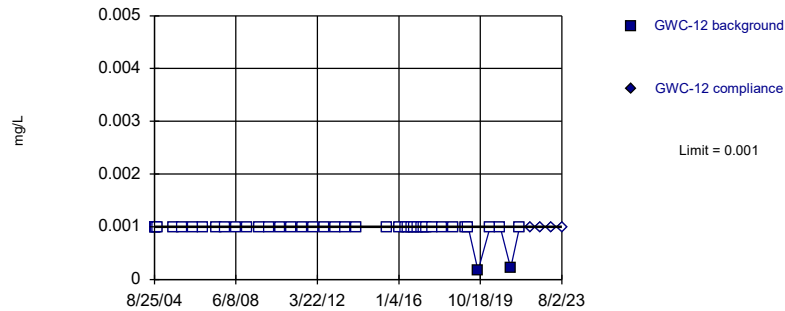


Non-parametric test used in lieu of parametric prediction limit because censored data exceeded 50%. Limit is highest of 42 background values. 92.86% NDs. Well-constituent pair annual alpha = 0.002154. Individual comparison alpha = 0.001077 (1 of 2).

Constituent: Thallium Analysis Run 9/14/2023 8:23 AM View: Appendix I  
 Plant McIntosh Client: Southern Company Data: McIntosh LF4 CCR

Sanitas™ v.9.6.37 . UG  
 Hollow symbols indicate censored values.  
 Within Limit

Prediction Limit  
 Intrawell Non-parametric

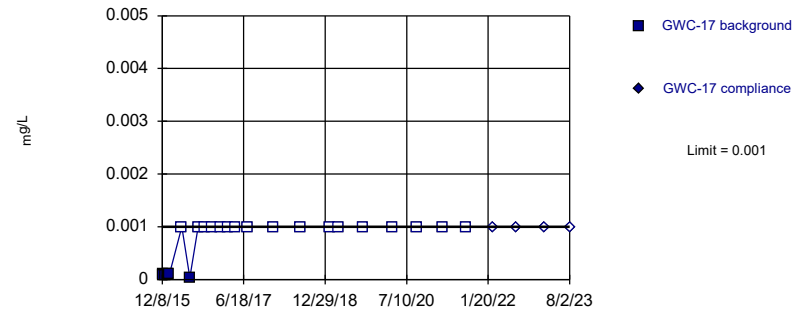


Non-parametric test used in lieu of parametric prediction limit because censored data exceeded 50%. Limit is highest of 42 background values. 95.24% NDs. Well-constituent pair annual alpha = 0.002154. Individual comparison alpha = 0.001077 (1 of 2).

Constituent: Thallium Analysis Run 9/14/2023 8:23 AM View: Appendix I  
 Plant McIntosh Client: Southern Company Data: McIntosh LF4 CCR

Sanitas™ v.9.6.37 . UG  
 Hollow symbols indicate censored values.  
 Within Limit

Prediction Limit  
 Intrawell Non-parametric

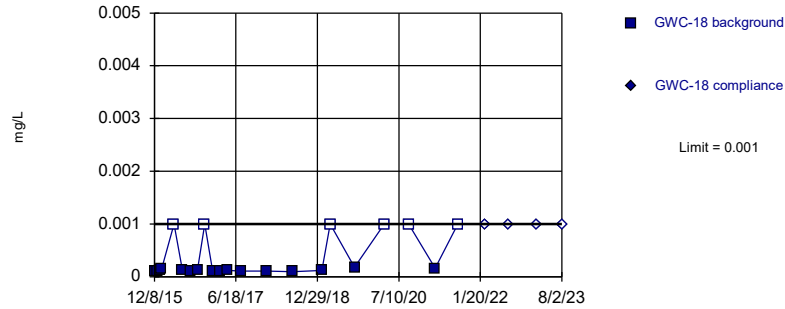


Non-parametric test used in lieu of parametric prediction limit because censored data exceeded 50%. Limit is highest of 23 background values. 73.91% NDs. Well-constituent pair annual alpha = 0.006819. Individual comparison alpha = 0.003415 (1 of 2).

Constituent: Thallium Analysis Run 9/14/2023 8:23 AM View: Appendix I  
 Plant McIntosh Client: Southern Company Data: McIntosh LF4 CCR

Sanitas™ v.9.6.37 . UG  
 Hollow symbols indicate censored values.  
 Within Limit

Prediction Limit  
 IntraWell Non-parametric

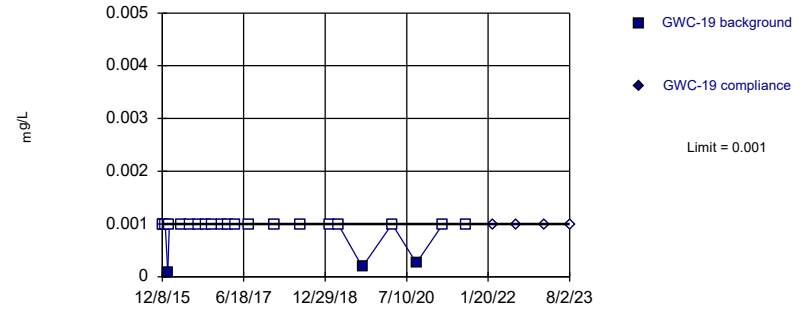


Non-parametric test used in lieu of parametric prediction limit because the Shapiro Wilk normality test showed the data to be non-normal at the 0.01 alpha level. Limit is highest of 23 background values. 26.09% NDs. Well-constituent pair annual alpha = 0.006819. Individual comparison alpha = 0.003415 (1 of 2).

Constituent: Thallium Analysis Run 9/14/2023 8:23 AM View: Appendix I  
 Plant McIntosh Client: Southern Company Data: McIntosh LF4 CCR

Sanitas™ v.9.6.37 . UG  
 Hollow symbols indicate censored values.  
 Within Limit

Prediction Limit  
 IntraWell Non-parametric

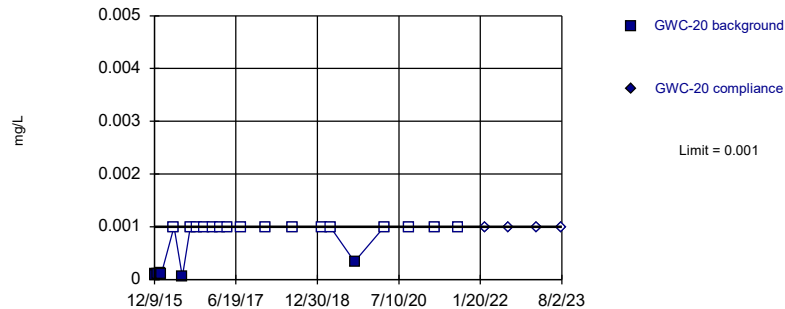


Non-parametric test used in lieu of parametric prediction limit because censored data exceeded 50%. Limit is highest of 23 background values. 86.96% NDs. Well-constituent pair annual alpha = 0.006819. Individual comparison alpha = 0.003415 (1 of 2).

Constituent: Thallium Analysis Run 9/14/2023 8:23 AM View: Appendix I  
 Plant McIntosh Client: Southern Company Data: McIntosh LF4 CCR

Sanitas™ v.9.6.37 . UG  
 Hollow symbols indicate censored values.  
 Within Limit

Prediction Limit  
 IntraWell Non-parametric

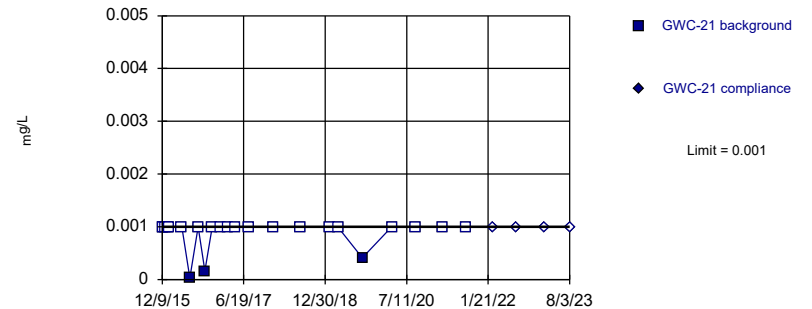


Non-parametric test used in lieu of parametric prediction limit because censored data exceeded 50%. Limit is highest of 23 background values. 69.57% NDs. Well-constituent pair annual alpha = 0.006819. Individual comparison alpha = 0.003415 (1 of 2).

Constituent: Thallium Analysis Run 9/14/2023 8:23 AM View: Appendix I  
 Plant McIntosh Client: Southern Company Data: McIntosh LF4 CCR

Sanitas™ v.9.6.37 . UG  
 Hollow symbols indicate censored values.  
 Within Limit

Prediction Limit  
 IntraWell Non-parametric

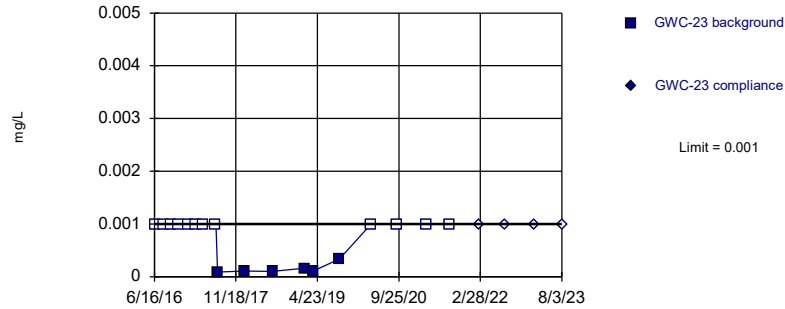


Non-parametric test used in lieu of parametric prediction limit because censored data exceeded 50%. Limit is highest of 23 background values. 86.96% NDs. Well-constituent pair annual alpha = 0.006819. Individual comparison alpha = 0.003415 (1 of 2).

Constituent: Thallium Analysis Run 9/14/2023 8:23 AM View: Appendix I  
 Plant McIntosh Client: Southern Company Data: McIntosh LF4 CCR

Sanitas™ v.9.6.37 . UG  
Hollow symbols indicate censored values.  
Within Limit

Prediction Limit  
Intrawell Non-parametric

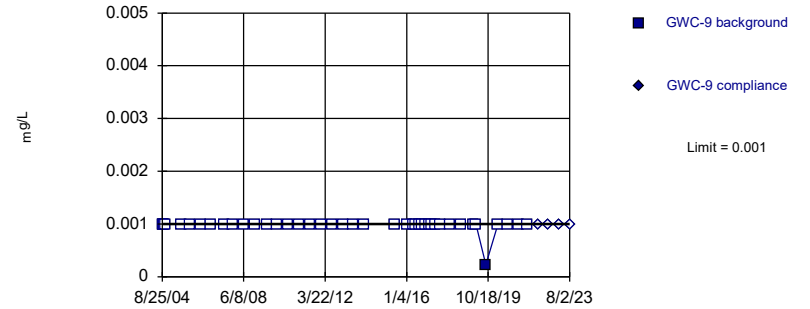


Non-parametric test used in lieu of parametric prediction limit because censored data exceeded 50%. Limit is highest of 18 background values. 66.67% NDs. Well-constituent pair annual alpha = 0.01072. Individual comparison alpha = 0.005373 (1 of 2).

Constituent: Thallium Analysis Run 9/14/2023 8:23 AM View: Appendix I  
Plant McIntosh Client: Southern Company Data: McIntosh LF4 CCR

Sanitas™ v.9.6.37 . UG  
Hollow symbols indicate censored values.  
Within Limit

Prediction Limit  
Intrawell Non-parametric

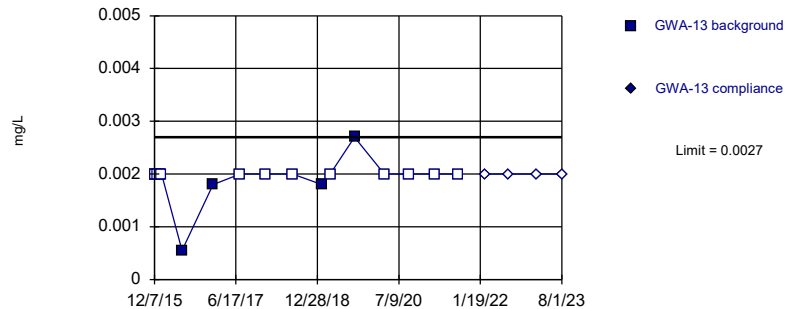


Non-parametric test used in lieu of parametric prediction limit because censored data exceeded 50%. Limit is highest of 42 background values. 97.62% NDs. Well-constituent pair annual alpha = 0.002154. Individual comparison alpha = 0.001077 (1 of 2).

Constituent: Thallium Analysis Run 9/14/2023 8:23 AM View: Appendix I  
Plant McIntosh Client: Southern Company Data: McIntosh LF4 CCR

Sanitas™ v.9.6.37 . UG  
Hollow symbols indicate censored values.  
Within Limit

Prediction Limit  
Intrawell Non-parametric

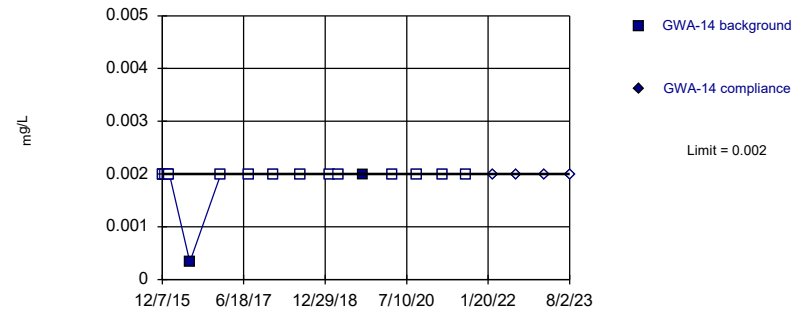


Non-parametric test used in lieu of parametric prediction limit because censored data exceeded 50%. Limit is highest of 17 background values. 76.47% NDs. Well-constituent pair annual alpha = 0.01179. Individual comparison alpha = 0.005914 (1 of 2).

Constituent: Vanadium Analysis Run 9/14/2023 8:23 AM View: Appendix I  
Plant McIntosh Client: Southern Company Data: McIntosh LF4 CCR

Sanitas™ v.9.6.37 . UG  
Hollow symbols indicate censored values.  
Within Limit

Prediction Limit  
Intrawell Non-parametric

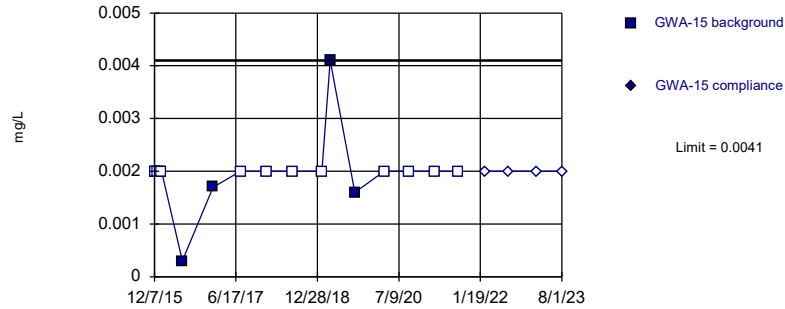


Non-parametric test used in lieu of parametric prediction limit because censored data exceeded 50%. Limit is highest of 17 background values. 88.24% NDs. Well-constituent pair annual alpha = 0.01179. Individual comparison alpha = 0.005914 (1 of 2).

Constituent: Vanadium Analysis Run 9/14/2023 8:23 AM View: Appendix I  
Plant McIntosh Client: Southern Company Data: McIntosh LF4 CCR

Sanitas™ v.9.6.37 . UG  
Hollow symbols indicate censored values.  
Within Limit

Prediction Limit  
Intrawell Non-parametric

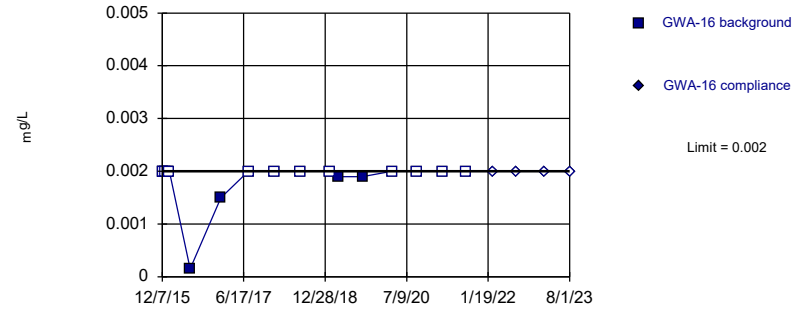


Non-parametric test used in lieu of parametric prediction limit because censored data exceeded 50%. Limit is highest of 17 background values. 76.47% NDs. Well-constituent pair annual alpha = 0.01179. Individual comparison alpha = 0.005914 (1 of 2).

Constituent: Vanadium Analysis Run 9/14/2023 8:23 AM View: Appendix I  
Plant McIntosh Client: Southern Company Data: McIntosh LF4 CCR

Sanitas™ v.9.6.37 . UG  
Hollow symbols indicate censored values.  
Within Limit

Prediction Limit  
Intrawell Non-parametric

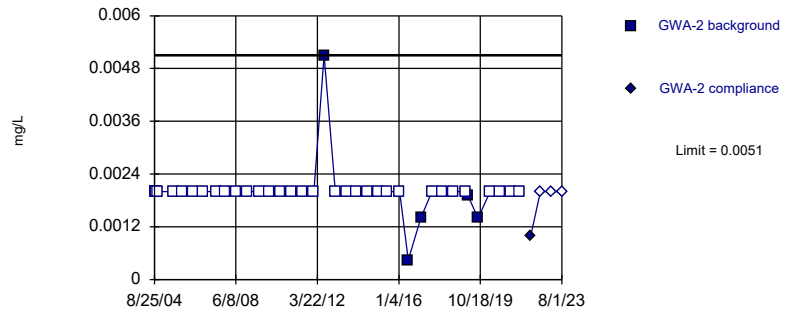


Non-parametric test used in lieu of parametric prediction limit because censored data exceeded 50%. Limit is highest of 17 background values. 76.47% NDs. Well-constituent pair annual alpha = 0.01179. Individual comparison alpha = 0.005914 (1 of 2).

Constituent: Vanadium Analysis Run 9/14/2023 8:23 AM View: Appendix I  
Plant McIntosh Client: Southern Company Data: McIntosh LF4 CCR

Sanitas™ v.9.6.37 . UG  
Hollow symbols indicate censored values.  
Within Limit

Prediction Limit  
Intrawell Non-parametric

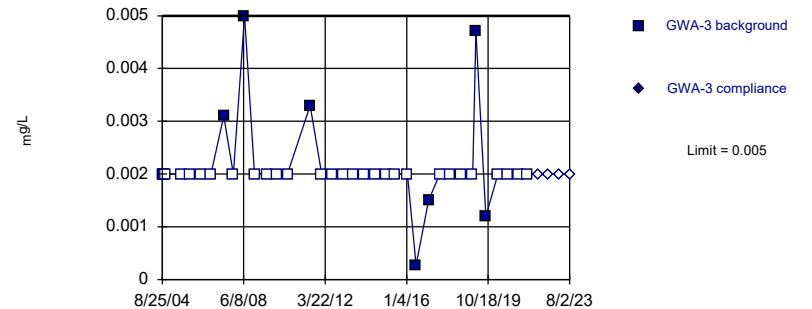


Non-parametric test used in lieu of parametric prediction limit because censored data exceeded 50%. Limit is highest of 38 background values. 86.84% NDs. Well-constituent pair annual alpha = 0.002586. Individual comparison alpha = 0.001294 (1 of 2).

Constituent: Vanadium Analysis Run 9/14/2023 8:23 AM View: Appendix I  
Plant McIntosh Client: Southern Company Data: McIntosh LF4 CCR

Sanitas™ v.9.6.37 . UG  
Hollow symbols indicate censored values.  
Within Limit

Prediction Limit  
Intrawell Non-parametric

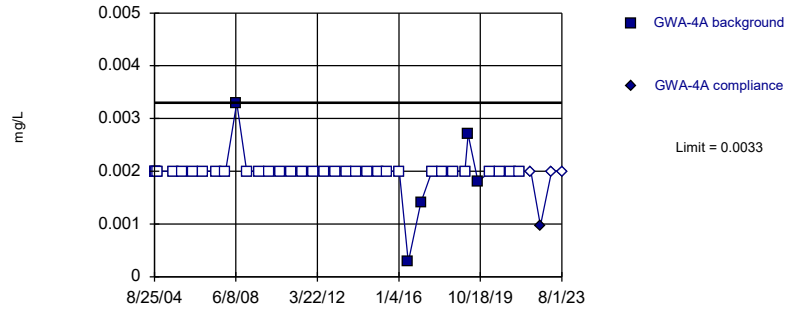


Non-parametric test used in lieu of parametric prediction limit because censored data exceeded 50%. Limit is highest of 37 background values. 81.08% NDs. Well-constituent pair annual alpha = 0.002721. Individual comparison alpha = 0.001361 (1 of 2).

Constituent: Vanadium Analysis Run 9/14/2023 8:23 AM View: Appendix I  
Plant McIntosh Client: Southern Company Data: McIntosh LF4 CCR

Sanitas™ v.9.6.37 . UG  
Hollow symbols indicate censored values.  
Within Limit

Prediction Limit  
Intrawell Non-parametric

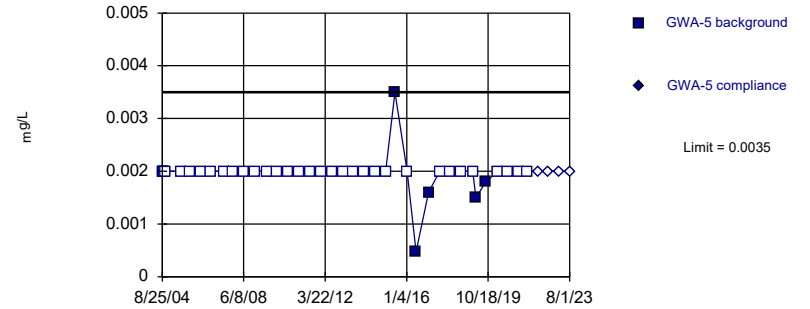


Non-parametric test used in lieu of parametric prediction limit because censored data exceeded 50%. Limit is highest of 38 background values. 86.84% NDs. Well-constituent pair annual alpha = 0.002586. Individual comparison alpha = 0.001294 (1 of 2).

Constituent: Vanadium Analysis Run 9/14/2023 8:23 AM View: Appendix I  
Plant McIntosh Client: Southern Company Data: McIntosh LF4 CCR

Sanitas™ v.9.6.37 . UG  
Hollow symbols indicate censored values.  
Within Limit

Prediction Limit  
Intrawell Non-parametric

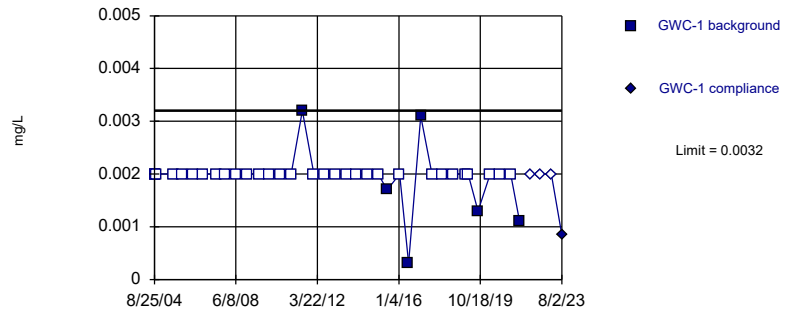


Non-parametric test used in lieu of parametric prediction limit because censored data exceeded 50%. Limit is highest of 38 background values. 86.84% NDs. Well-constituent pair annual alpha = 0.002586. Individual comparison alpha = 0.001294 (1 of 2).

Constituent: Vanadium Analysis Run 9/14/2023 8:23 AM View: Appendix I  
Plant McIntosh Client: Southern Company Data: McIntosh LF4 CCR

Sanitas™ v.9.6.37 . UG  
Hollow symbols indicate censored values.  
Within Limit

Prediction Limit  
Intrawell Non-parametric

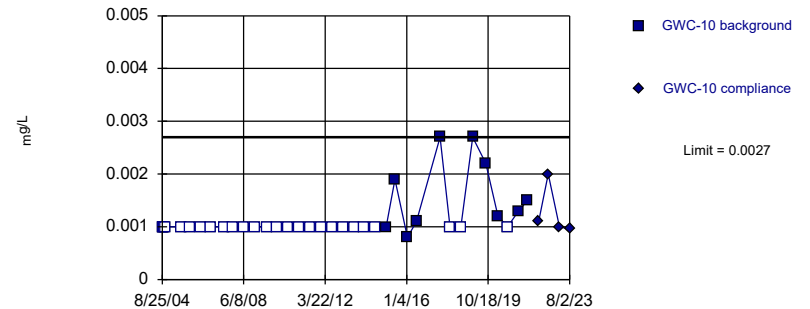


Non-parametric test used in lieu of parametric prediction limit because censored data exceeded 50%. Limit is highest of 37 background values. 83.78% NDs. Well-constituent pair annual alpha = 0.002721. Individual comparison alpha = 0.001361 (1 of 2).

Constituent: Vanadium Analysis Run 9/14/2023 8:23 AM View: Appendix I  
Plant McIntosh Client: Southern Company Data: McIntosh LF4 CCR

Sanitas™ v.9.6.37 . UG  
Hollow symbols indicate censored values.  
Within Limit

Prediction Limit  
Intrawell Non-parametric



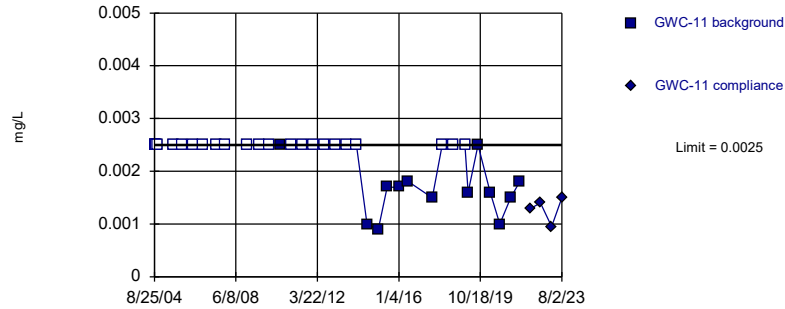
Non-parametric test used in lieu of parametric prediction limit because censored data exceeded 50%. Limit is highest of 36 background values. 72.22% NDs. Well-constituent pair annual alpha = 0.002856. Individual comparison alpha = 0.001429 (1 of 2).

Constituent: Vanadium Analysis Run 9/14/2023 8:23 AM View: Appendix I  
Plant McIntosh Client: Southern Company Data: McIntosh LF4 CCR



Sanitas™ v.9.6.37 . UG  
Hollow symbols indicate censored values.  
Within Limit

Prediction Limit  
Intrawell Non-parametric

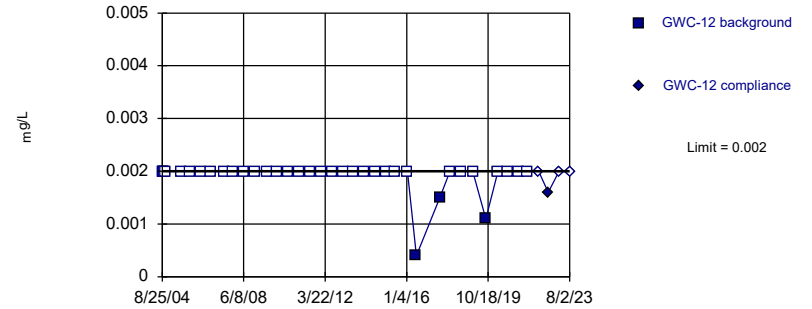


Non-parametric test used in lieu of parametric prediction limit because censored data exceeded 50%. Limit is highest of 36 background values. 63.89% NDs. Well-constituent pair annual alpha = 0.002856. Individual comparison alpha = 0.001429 (1 of 2).

Constituent: Vanadium Analysis Run 9/14/2023 8:23 AM View: Appendix I  
Plant McIntosh Client: Southern Company Data: McIntosh LF4 CCR

Sanitas™ v.9.6.37 . UG  
Hollow symbols indicate censored values.  
Within Limit

Prediction Limit  
Intrawell Non-parametric

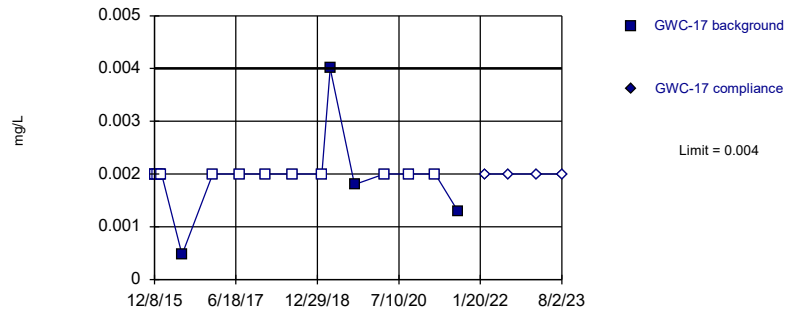


Non-parametric test used in lieu of parametric prediction limit because censored data exceeded 50%. Limit is highest of 36 background values. 91.67% NDs. Well-constituent pair annual alpha = 0.002856. Individual comparison alpha = 0.001429 (1 of 2).

Constituent: Vanadium Analysis Run 9/14/2023 8:23 AM View: Appendix I  
Plant McIntosh Client: Southern Company Data: McIntosh LF4 CCR

Sanitas™ v.9.6.37 . UG  
Hollow symbols indicate censored values.  
Within Limit

Prediction Limit  
Intrawell Non-parametric

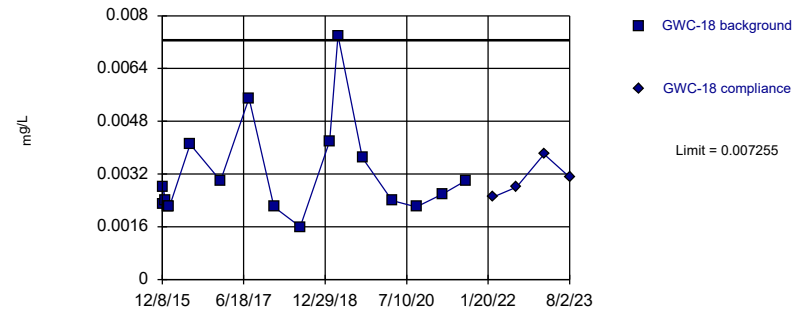


Non-parametric test used in lieu of parametric prediction limit because censored data exceeded 50%. Limit is highest of 17 background values. 76.47% NDs. Well-constituent pair annual alpha = 0.01179. Individual comparison alpha = 0.005914 (1 of 2).

Constituent: Vanadium Analysis Run 9/14/2023 8:23 AM View: Appendix I  
Plant McIntosh Client: Southern Company Data: McIntosh LF4 CCR

Sanitas™ v.9.6.37 . UG  
Within Limit

Prediction Limit  
Intrawell Parametric



Background Data Summary (based on square root transformation): Mean=0.05511, Std. Dev.=0.01165, n=17.  
Normality test: Shapiro Wilk @alpha = 0.01, calculated = 0.8588, critical = 0.851. Kappa = 2.582 (c=15, w=9, 1 of 2, event alpha = 0.05132). Report alpha = 0.0003901.

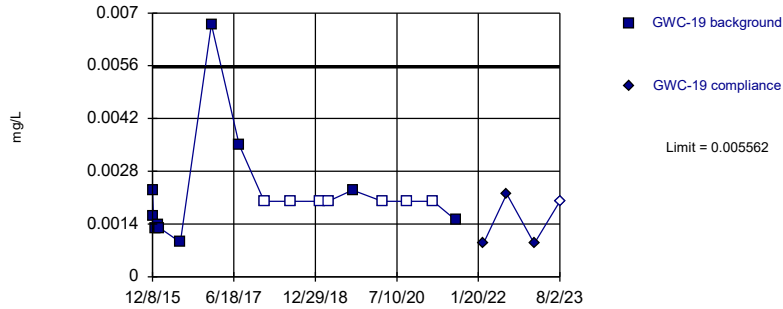
Constituent: Vanadium Analysis Run 9/14/2023 8:23 AM View: Appendix I  
Plant McIntosh Client: Southern Company Data: McIntosh LF4 CCR

Sanitas™ v.9.6.37 . UG  
Hollow symbols indicate censored values.

Within Limit

### Prediction Limit

Intrawell Parametric



Background Data Summary (based on natural log transformation) (after Kaplan-Meier Adjustment): Mean=-6.494, Std. Dev.=0.5043, n=17, 41.18% NDs. Normality test: Shapiro Wilk @alpha = 0.01, calculated = 0.8675, critical = 0.851. Kappa = 2.582 (c=15, w=9, 1 of 2, event alpha = 0.05132). Report alpha = 0.0003901.

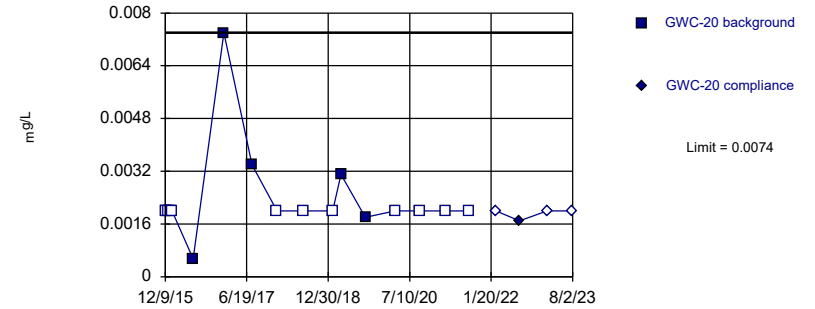
Constituent: Vanadium Analysis Run 9/14/2023 8:23 AM View: Appendix I  
Plant McIntosh Client: Southern Company Data: McIntosh LF4 CCR

Sanitas™ v.9.6.37 . UG  
Hollow symbols indicate censored values.

Within Limit

### Prediction Limit

Intrawell Non-parametric



Non-parametric test used in lieu of parametric prediction limit because censored data exceeded 50%. Limit is highest of 17 background values. 70.59% NDs. Well-constituent pair annual alpha = 0.01179. Individual comparison alpha = 0.005914 (1 of 2).

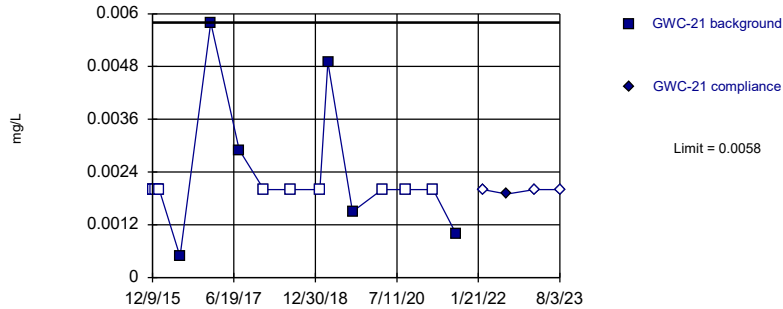
Constituent: Vanadium Analysis Run 9/14/2023 8:23 AM View: Appendix I  
Plant McIntosh Client: Southern Company Data: McIntosh LF4 CCR

Sanitas™ v.9.6.37 . UG  
Hollow symbols indicate censored values.

Within Limit

### Prediction Limit

Intrawell Non-parametric



Non-parametric test used in lieu of parametric prediction limit because censored data exceeded 50%. Limit is highest of 17 background values. 64.71% NDs. Well-constituent pair annual alpha = 0.01179. Individual comparison alpha = 0.005914 (1 of 2).

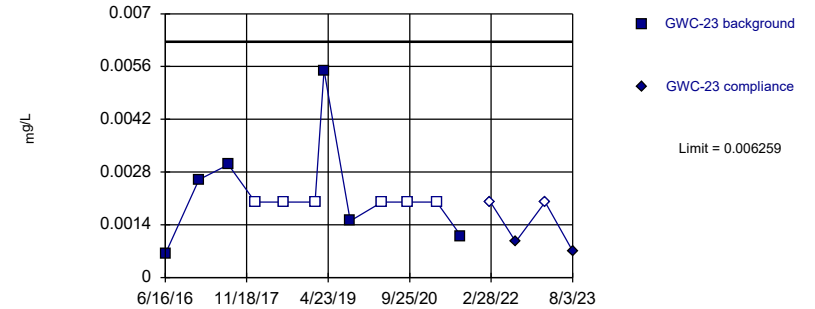
Constituent: Vanadium Analysis Run 9/14/2023 8:24 AM View: Appendix I  
Plant McIntosh Client: Southern Company Data: McIntosh LF4 CCR

Sanitas™ v.9.6.37 . UG  
Hollow symbols indicate censored values.

Within Limit

### Prediction Limit

Intrawell Parametric

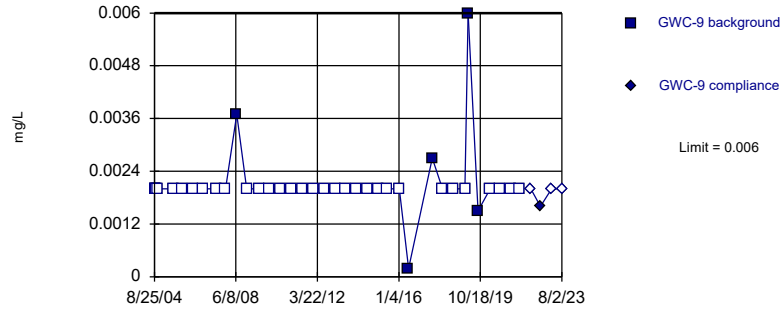


Background Data Summary (based on square root transformation) (after Kaplan-Meier Adjustment): Mean=0.03924, Std. Dev.=0.01387, n=12, 50% NDs. Normality test: Shapiro Wilk @alpha = 0.01, calculated = 0.8765, critical = 0.805. Kappa = 2.874 (c=15, w=9, 1 of 2, event alpha = 0.05132). Report alpha = 0.0003901.

Constituent: Vanadium Analysis Run 9/14/2023 8:24 AM View: Appendix I  
Plant McIntosh Client: Southern Company Data: McIntosh LF4 CCR

Sanitas™ v.9.6.37 . UG  
Hollow symbols indicate censored values.  
Within Limit

Prediction Limit  
Intrawell Non-parametric

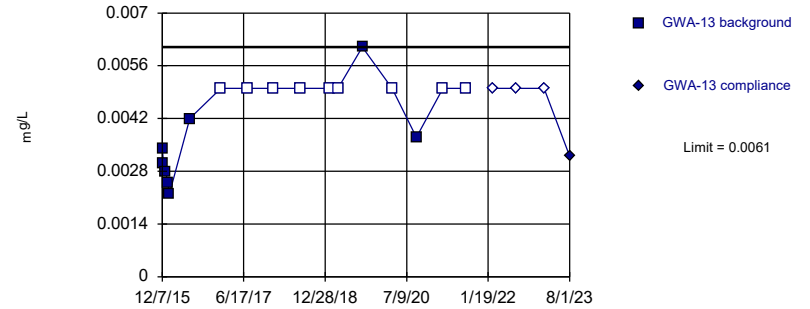


Non-parametric test used in lieu of parametric prediction limit because censored data exceeded 50%. Limit is highest of 37 background values. 86.49% NDs. Well-constituent pair annual alpha = 0.002721. Individual comparison alpha = 0.001361 (1 of 2).

Constituent: Vanadium Analysis Run 9/14/2023 8:24 AM View: Appendix I  
Plant McIntosh Client: Southern Company Data: McIntosh LF4 CCR

Sanitas™ v.9.6.37 . UG  
Hollow symbols indicate censored values.  
Within Limit

Prediction Limit  
Intrawell Non-parametric

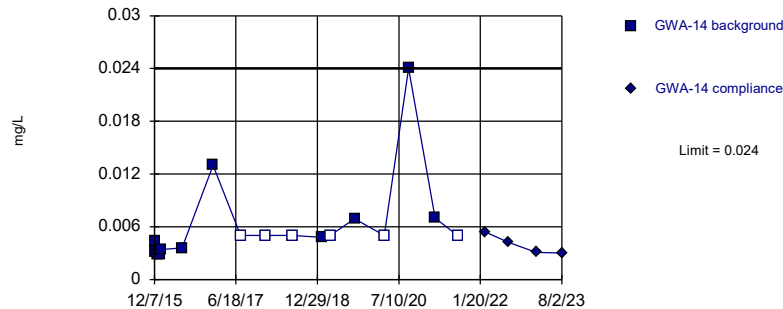


Non-parametric test used in lieu of parametric prediction limit because censored data exceeded 50%. Limit is highest of 17 background values. 52.94% NDs. Well-constituent pair annual alpha = 0.01179. Individual comparison alpha = 0.005914 (1 of 2).

Constituent: Zinc Analysis Run 9/14/2023 8:24 AM View: Appendix I  
Plant McIntosh Client: Southern Company Data: McIntosh LF4 CCR

Sanitas™ v.9.6.37 . UG  
Hollow symbols indicate censored values.  
Within Limit

Prediction Limit  
Intrawell Non-parametric

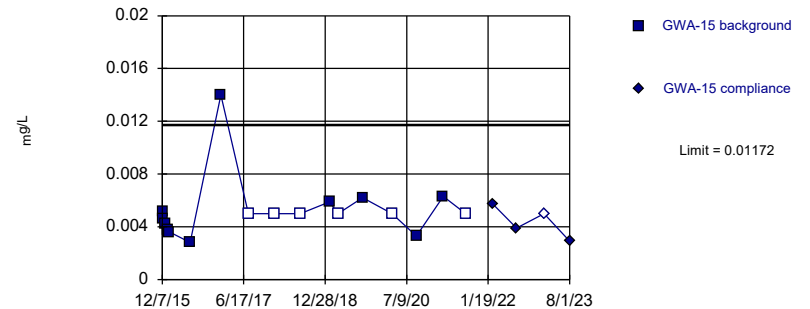


Non-parametric test used in lieu of parametric prediction limit because the Shapiro Wilk normality test showed the data to be non-normal at the 0.01 alpha level. Limit is highest of 17 background values. 35.29% NDs. Well-constituent pair annual alpha = 0.01179. Individual comparison alpha = 0.005914 (1 of 2).

Constituent: Zinc Analysis Run 9/14/2023 8:24 AM View: Appendix I  
Plant McIntosh Client: Southern Company Data: McIntosh LF4 CCR

Sanitas™ v.9.6.37 . UG  
Hollow symbols indicate censored values.  
Within Limit

Prediction Limit  
Intrawell Parametric

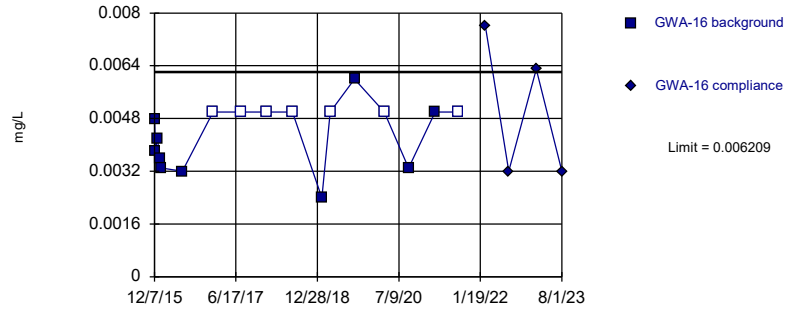


Background Data Summary (based on natural log transformation) (after Kaplan-Meier Adjustment): Mean=-5.418, Std. Dev.=0.3761, n=17, 35.29% NDs. Normality test: Shapiro Wilk @alpha = 0.01, calculated = 0.853, critical = 0.851. Kappa = 2.582 (c=15, w=9, 1 of 2, event alpha = 0.05132). Report alpha = 0.0003901.

Constituent: Zinc Analysis Run 9/14/2023 8:24 AM View: Appendix I  
Plant McIntosh Client: Southern Company Data: McIntosh LF4 CCR

Santas™ v.9.6.37 . UG  
 Hollow symbols indicate censored values.  
 Within Limit

Prediction Limit  
 Intrawell Parametric

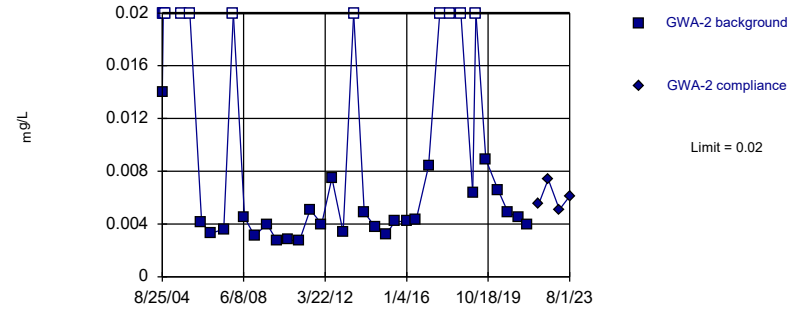


Background Data Summary (after Kaplan-Meier Adjustment): Mean=0.003746, Std. Dev.=0.0009541, n=17, 41.18% NDs. Normality test: Shapiro Wilk @alpha = 0.01, calculated = 0.8737, critical = 0.851. Kappa = 2.582 (c=15, w=9, 1 of 2, event alpha = 0.05132). Report alpha = 0.0003901.

Constituent: Zinc Analysis Run 9/14/2023 8:24 AM View: Appendix I  
 Plant McIntosh Client: Southern Company Data: McIntosh LF4 CCR

Santas™ v.9.6.37 . UG  
 Hollow symbols indicate censored values.  
 Within Limit

Prediction Limit  
 Intrawell Non-parametric

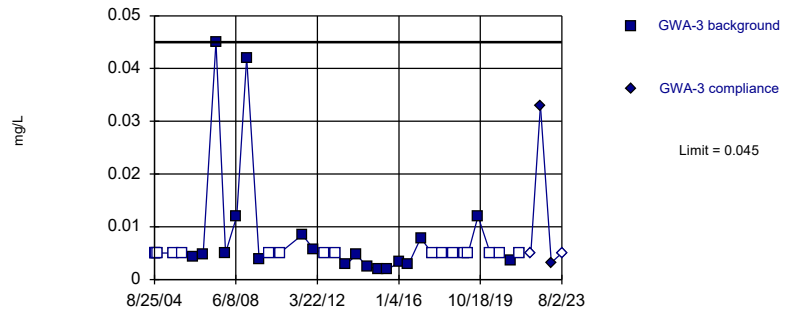


Non-parametric test used in lieu of parametric prediction limit because the Shapiro Wilk normality test showed the data to be non-normal at the 0.01 alpha level. Limit is highest of 38 background values. 28.95% NDs. Well-constituent pair annual alpha = 0.002586. Individual comparison alpha = 0.001294 (1 of 2).

Constituent: Zinc Analysis Run 9/14/2023 8:24 AM View: Appendix I  
 Plant McIntosh Client: Southern Company Data: McIntosh LF4 CCR

Santas™ v.9.6.37 . UG  
 Hollow symbols indicate censored values.  
 Within Limit

Prediction Limit  
 Intrawell Non-parametric

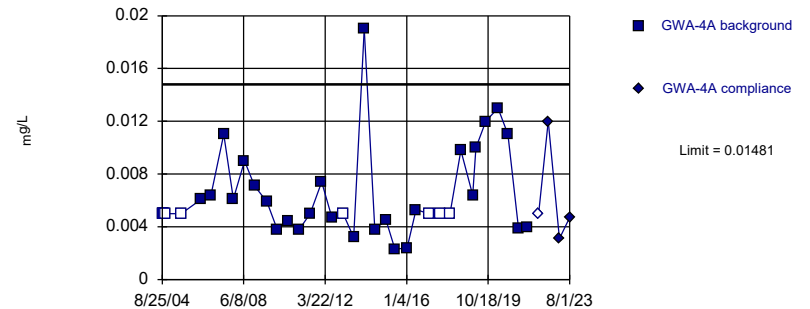


Non-parametric test used in lieu of parametric prediction limit because the Shapiro Wilk normality test showed the data to be non-normal at the 0.01 alpha level. Limit is highest of 37 background values. 48.65% NDs. Well-constituent pair annual alpha = 0.002721. Individual comparison alpha = 0.001361 (1 of 2).

Constituent: Zinc Analysis Run 9/14/2023 8:24 AM View: Appendix I  
 Plant McIntosh Client: Southern Company Data: McIntosh LF4 CCR

Santas™ v.9.6.37 . UG  
 Hollow symbols indicate censored values.  
 Within Limit

Prediction Limit  
 Intrawell Parametric

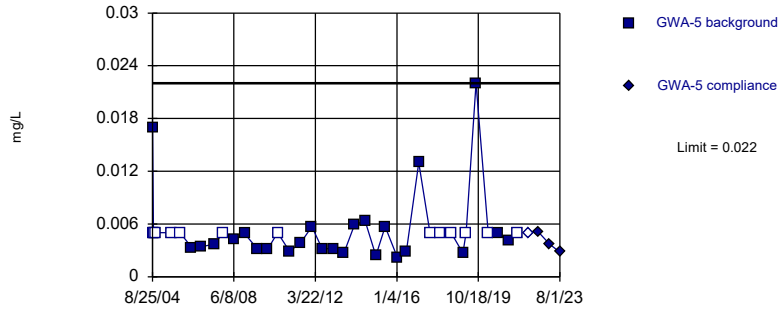


Background Data Summary (based on cube root transformation) (after Kaplan-Meier Adjustment): Mean=0.1712, Std. Dev.=0.03284, n=37, 24.32% NDs. Normality test: Shapiro Wilk @alpha = 0.01, calculated = 0.9172, critical = 0.914. Kappa = 2.263 (c=15, w=9, 1 of 2, event alpha = 0.05132). Report alpha = 0.0003901.

Constituent: Zinc Analysis Run 9/14/2023 8:24 AM View: Appendix I  
 Plant McIntosh Client: Southern Company Data: McIntosh LF4 CCR

Sanitas™ v.9.6.37 . UG  
Hollow symbols indicate censored values.  
Within Limit

Prediction Limit  
Intrawell Non-parametric

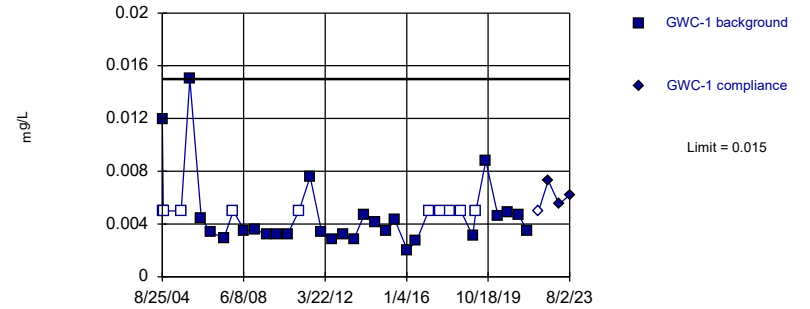


Non-parametric test used in lieu of parametric prediction limit because the Shapiro Wilk normality test showed the data to be non-normal at the 0.01 alpha level. Limit is highest of 38 background values. 34.21% NDs. Well-constituent pair annual alpha = 0.002586. Individual comparison alpha = 0.001294 (1 of 2).

Constituent: Zinc Analysis Run 9/14/2023 8:24 AM View: Appendix I  
Plant McIntosh Client: Southern Company Data: McIntosh LF4 CCR

Sanitas™ v.9.6.37 . UG  
Hollow symbols indicate censored values.  
Within Limit

Prediction Limit  
Intrawell Non-parametric

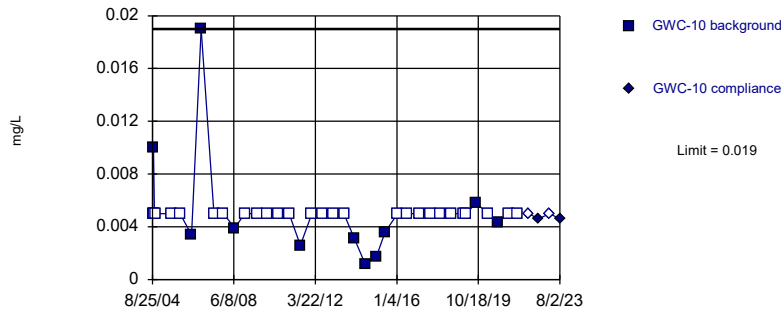


Non-parametric test used in lieu of parametric prediction limit because the Shapiro Wilk normality test showed the data to be non-normal at the 0.01 alpha level. Limit is highest of 37 background values. 27.03% NDs. Well-constituent pair annual alpha = 0.002721. Individual comparison alpha = 0.001361 (1 of 2).

Constituent: Zinc Analysis Run 9/14/2023 8:24 AM View: Appendix I  
Plant McIntosh Client: Southern Company Data: McIntosh LF4 CCR

Sanitas™ v.9.6.37 . UG  
Hollow symbols indicate censored values.  
Within Limit

Prediction Limit  
Intrawell Non-parametric

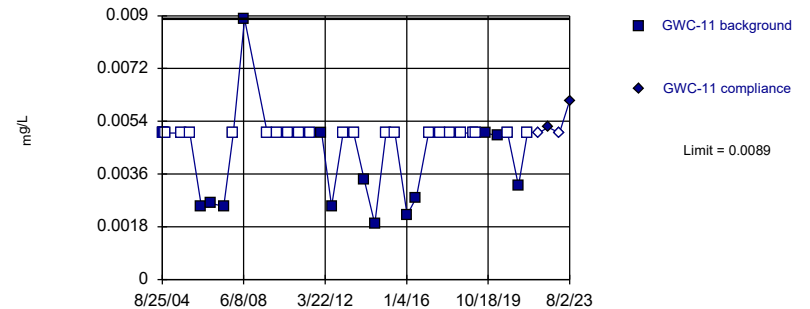


Non-parametric test used in lieu of parametric prediction limit because censored data exceeded 50%. Limit is highest of 38 background values. 71.05% NDs. Well-constituent pair annual alpha = 0.002586. Individual comparison alpha = 0.001294 (1 of 2).

Constituent: Zinc Analysis Run 9/14/2023 8:24 AM View: Appendix I  
Plant McIntosh Client: Southern Company Data: McIntosh LF4 CCR

Sanitas™ v.9.6.37 . UG  
Hollow symbols indicate censored values.  
Within Limit

Prediction Limit  
Intrawell Non-parametric



Non-parametric test used in lieu of parametric prediction limit because censored data exceeded 50%. Limit is highest of 37 background values. 64.86% NDs. Well-constituent pair annual alpha = 0.002721. Individual comparison alpha = 0.001361 (1 of 2).

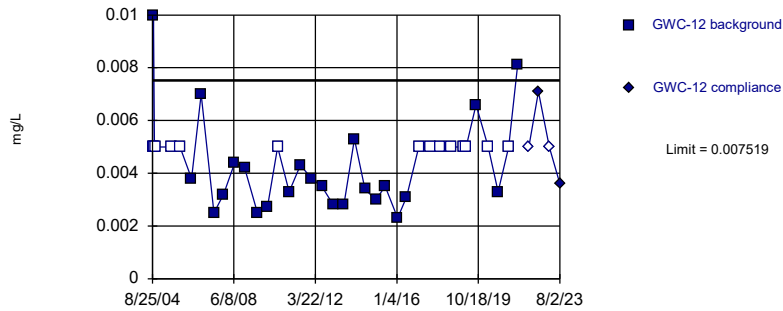
Constituent: Zinc Analysis Run 9/14/2023 8:24 AM View: Appendix I  
Plant McIntosh Client: Southern Company Data: McIntosh LF4 CCR

Sanitas™ v.9.6.37 . UG  
Hollow symbols indicate censored values.

Within Limit

### Prediction Limit

Intrawell Parametric



Background Data Summary (based on cube root transformation) (after Kaplan-Meier Adjustment): Mean=0.1521, Std. Dev.=0.01943, n=38, 36.84% NDs. Normality test: Shapiro Wilk @alpha = 0.01, calculated = 0.9256, critical = 0.916. Kappa = 2.257 (c=15, w=9, 1 of 2, event alpha = 0.05132). Report alpha = 0.0003901.

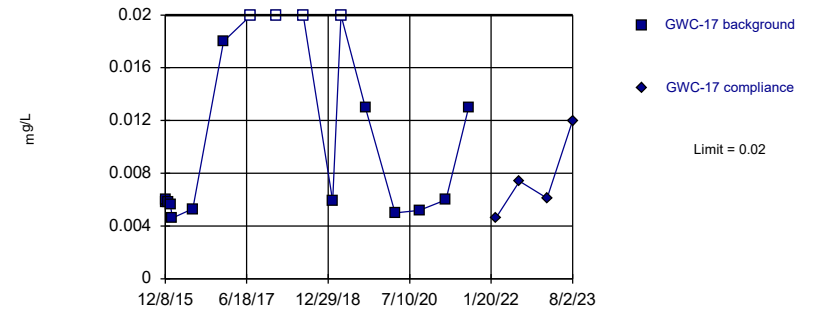
Constituent: Zinc Analysis Run 9/14/2023 8:24 AM View: Appendix I  
Plant McIntosh Client: Southern Company Data: McIntosh LF4 CCR

Sanitas™ v.9.6.37 . UG  
Hollow symbols indicate censored values.

Within Limit

### Prediction Limit

Intrawell Non-parametric



Non-parametric test used in lieu of parametric prediction limit because the Shapiro Wilk normality test showed the data to be non-normal at the 0.01 alpha level. Limit is highest of 17 background values. 23.53% NDs. Well-constituent pair annual alpha = 0.01179. Individual comparison alpha = 0.005914 (1 of 2).

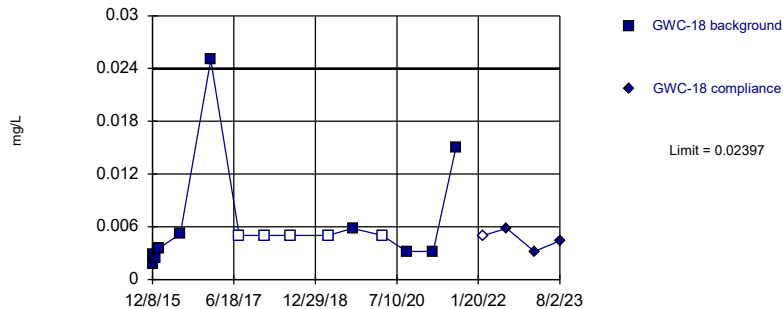
Constituent: Zinc Analysis Run 9/14/2023 8:24 AM View: Appendix I  
Plant McIntosh Client: Southern Company Data: McIntosh LF4 CCR

Sanitas™ v.9.6.37 . UG  
Hollow symbols indicate censored values.

Within Limit

### Prediction Limit

Intrawell Parametric



Background Data Summary (based on natural log transformation) (after Kaplan-Meier Adjustment): Mean=-5.62, Std. Dev.=0.7225, n=16, 31.25% NDs. Normality test: Shapiro Wilk @alpha = 0.01, calculated = 0.8673, critical = 0.844. Kappa = 2.615 (c=15, w=9, 1 of 2, event alpha = 0.05132). Report alpha = 0.0003901.

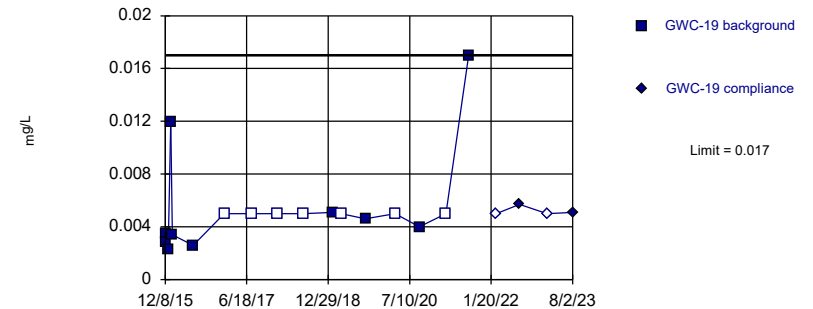
Constituent: Zinc Analysis Run 9/14/2023 8:24 AM View: Appendix I  
Plant McIntosh Client: Southern Company Data: McIntosh LF4 CCR

Sanitas™ v.9.6.37 . UG  
Hollow symbols indicate censored values.

Within Limit

### Prediction Limit

Intrawell Non-parametric

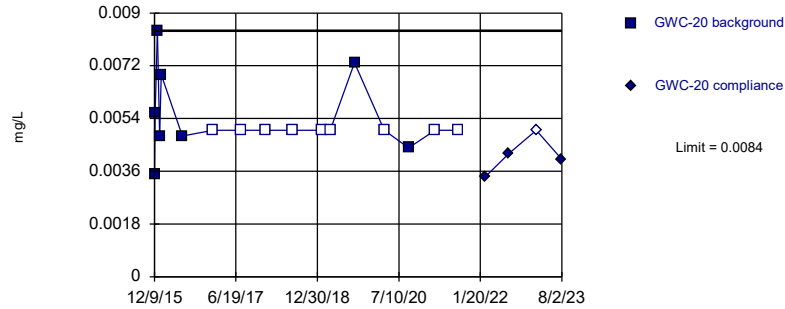


Non-parametric test used in lieu of parametric prediction limit because the Shapiro Wilk normality test showed the data to be non-normal at the 0.01 alpha level. Limit is highest of 17 background values. 41.18% NDs. Well-constituent pair annual alpha = 0.01179. Individual comparison alpha = 0.005914 (1 of 2).

Constituent: Zinc Analysis Run 9/14/2023 8:24 AM View: Appendix I  
Plant McIntosh Client: Southern Company Data: McIntosh LF4 CCR

Sanitas™ v.9.6.37 . UG  
Hollow symbols indicate censored values.  
Within Limit

Prediction Limit  
Intrawell Non-parametric

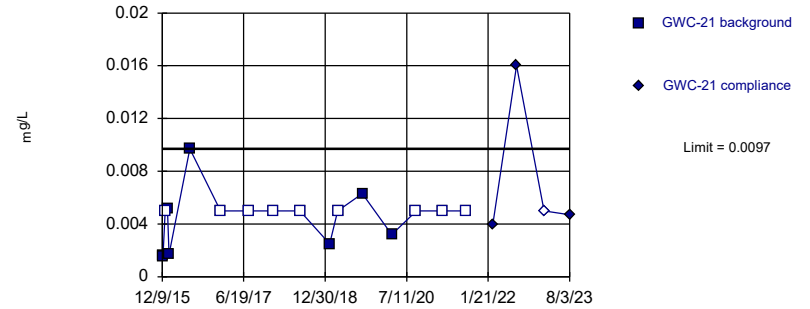


Non-parametric test used in lieu of parametric prediction limit because censored data exceeded 50%. Limit is highest of 17 background values. 52.94% NDs. Well-constituent pair annual alpha = 0.01179. Individual comparison alpha = 0.005914 (1 of 2).

Constituent: Zinc Analysis Run 9/14/2023 8:24 AM View: Appendix I  
Plant McIntosh Client: Southern Company Data: McIntosh LF4 CCR

Sanitas™ v.9.6.37 . UG  
Hollow symbols indicate censored values.  
Within Limit

Prediction Limit  
Intrawell Non-parametric

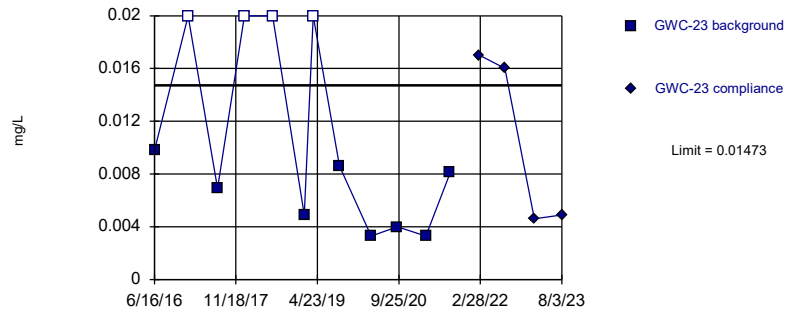


Non-parametric test used in lieu of parametric prediction limit because censored data exceeded 50%. Limit is highest of 17 background values. 52.94% NDs. Well-constituent pair annual alpha = 0.01179. Individual comparison alpha = 0.005914 (1 of 2).

Constituent: Zinc Analysis Run 9/14/2023 8:24 AM View: Appendix I  
Plant McIntosh Client: Southern Company Data: McIntosh LF4 CCR

Sanitas™ v.9.6.37 . UG  
Hollow symbols indicate censored values.  
Within Limit

Prediction Limit  
Intrawell Parametric

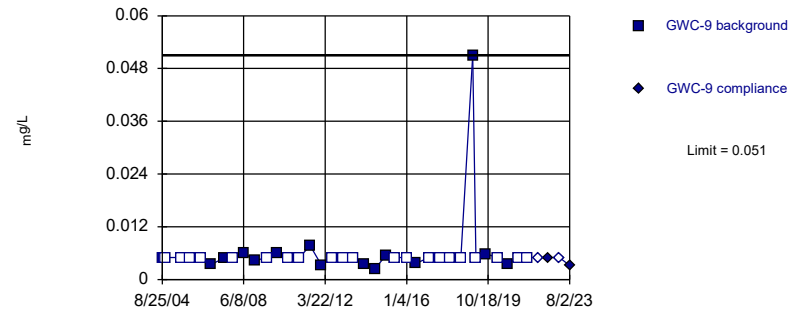


Background Data Summary (based on square root transformation) (after Kaplan-Meier Adjustment): Mean=0.07662, Std. Dev.=0.01557, n=12, 33.33% NDs. Normality test: Shapiro Wilk @alpha = 0.01, calculated = 0.8412, critical = 0.805. Kappa = 2.874 (c=15, w=9, 1 of 2, event alpha = 0.05132). Report alpha = 0.0003901.

Constituent: Zinc Analysis Run 9/14/2023 8:24 AM View: Appendix I  
Plant McIntosh Client: Southern Company Data: McIntosh LF4 CCR

Sanitas™ v.9.6.37 . UG  
Hollow symbols indicate censored values.  
Within Limit

Prediction Limit  
Intrawell Non-parametric



Non-parametric test used in lieu of parametric prediction limit because censored data exceeded 50%. Limit is highest of 38 background values. 63.16% NDs. Well-constituent pair annual alpha = 0.002586. Individual comparison alpha = 0.001294 (1 of 2).

Constituent: Zinc Analysis Run 9/14/2023 8:24 AM View: Appendix I  
Plant McIntosh Client: Southern Company Data: McIntosh LF4 CCR

# Prediction Limit

Constituent: Antimony (mg/L) Analysis Run 9/14/2023 8:26 AM View: Appendix I  
Plant McIntosh Client: Southern Company Data: McIntosh LF4 CCR

	GWA-13	GWA-13
12/7/2015	<0.002	
12/15/2015	<0.002	
12/29/2015	<0.002	
1/13/2016	<0.002	
1/25/2016	<0.002	
4/20/2016	<0.002	
6/14/2016	<0.002	
8/9/2016	<0.002	
9/27/2016	<0.002	
11/15/2016	<0.002	
1/12/2017	<0.002	
2/28/2017	<0.002	
4/20/2017	<0.002	
7/18/2017	<0.002	
1/10/2018	<0.002	
7/11/2018	<0.002	
1/29/2019	<0.002	
3/26/2019	<0.002	
9/10/2019	0.00052 (J)	
3/31/2020	<0.002	
9/15/2020	<0.002	
3/16/2021	<0.002	
8/18/2021	<0.002	
2/22/2022		<0.002
8/2/2022		<0.002
2/6/2023		<0.002
8/1/2023		<0.002



# Prediction Limit

Constituent: Antimony (mg/L) Analysis Run 9/14/2023 8:26 AM View: Appendix I  
Plant McIntosh Client: Southern Company Data: McIntosh LF4 CCR

	GWA-14	GWA-14
12/7/2015	<0.002	
12/15/2015	<0.002	
12/29/2015	<0.002	
1/13/2016	<0.002	
1/25/2016	<0.002	
4/20/2016	<0.002	
6/14/2016	<0.002	
8/9/2016	<0.002	
9/27/2016	<0.002	
11/15/2016	<0.002	
1/11/2017	<0.002	
2/28/2017	<0.002	
4/20/2017	<0.002	
7/19/2017	<0.002	
1/11/2018	<0.002	
7/11/2018	<0.002	
1/29/2019	<0.002	
3/26/2019	<0.002	
9/10/2019	<0.002	
4/1/2020	<0.002	
9/15/2020	0.00039 (J)	
3/16/2021	<0.002	
8/17/2021	<0.002	
2/22/2022		<0.002
8/2/2022		<0.002
2/7/2023		<0.002
8/2/2023		<0.002

# Prediction Limit

Constituent: Antimony (mg/L) Analysis Run 9/14/2023 8:26 AM View: Appendix I

Plant McIntosh Client: Southern Company Data: McIntosh LF4 CCR

	GWA-2	GWA-2
8/25/2004	<0.002	
9/11/2004	<0.002	
9/26/2004	<0.002	
10/13/2004	<0.002	
7/11/2005	<0.002	
12/7/2005	<0.002	
6/22/2006	<0.002	
11/28/2006	<0.002	
7/6/2007	<0.002	
12/13/2007	<0.002	
6/20/2008	<0.002	
12/7/2008	<0.002	
7/9/2009	<0.002	
12/28/2009	<0.002	
6/22/2010	<0.002	
1/4/2011	<0.002	
7/9/2011	<0.002	
1/21/2012	<0.002	
7/11/2012	<0.002	
1/20/2013	<0.002	
7/19/2013	<0.002	
1/15/2014	<0.002	
7/11/2014	<0.002 (D)	
1/16/2015	<0.002	
6/20/2015	<0.002	
1/16/2016	<0.002	
4/19/2016	<0.002	
6/14/2016	<0.002	
8/9/2016	<0.002	
9/26/2016	<0.002	
11/15/2016	<0.002	
1/10/2017	<0.002	
2/28/2017	<0.002	
4/19/2017	<0.002	
7/17/2017	<0.002	
1/10/2018	<0.002	
7/11/2018	<0.002	
1/29/2019	<0.002	
3/27/2019	<0.002	
9/11/2019	<0.002	
4/1/2020	0.0004 (J)	
9/15/2020	<0.002	
3/16/2021	<0.002	
8/17/2021	<0.002	
2/22/2022		<0.002
8/2/2022		<0.002
2/7/2023		<0.002
8/1/2023		<0.002

# Prediction Limit

Constituent: Antimony (mg/L) Analysis Run 9/14/2023 8:26 AM View: Appendix I

Plant McIntosh Client: Southern Company Data: McIntosh LF4 CCR

	GWA-3	GWA-3
8/25/2004	<0.002	
9/11/2004	<0.002	
9/26/2004	<0.002	
10/13/2004	<0.002	
7/11/2005	<0.002	
12/7/2005	<0.002	
6/22/2006	<0.002	
11/28/2006	<0.002	
7/6/2007	<0.002	
12/13/2007	<0.002	
6/20/2008	<0.002	
12/7/2008	<0.002	
7/9/2009	<0.002	
12/28/2009	<0.002	
6/22/2010	<0.002	
1/5/2011	<0.002	
7/9/2011	<0.002	
1/20/2012	<0.002	
7/11/2012	<0.002	
1/19/2013	<0.002	
7/18/2013	<0.002	
1/15/2014	<0.002	
7/11/2014	<0.002 (D)	
1/15/2015	<0.002	
6/19/2015	<0.002	
1/16/2016	<0.002	
4/19/2016	<0.002	
6/14/2016	<0.002	
8/9/2016	<0.002	
9/27/2016	<0.002	
11/14/2016	<0.002	
1/10/2017	<0.002	
2/28/2017	<0.002	
4/19/2017	<0.002	
7/18/2017	0.0022 (J)	
1/10/2018	<0.002	
7/11/2018	<0.002	
1/29/2019	<0.002	
3/27/2019	<0.002	
9/11/2019	0.00081 (J)	
4/1/2020	<0.002	
9/15/2020	<0.002	
3/16/2021	<0.002	
8/17/2021	<0.002	
2/22/2022		<0.002
8/2/2022		<0.002
2/7/2023		<0.002
8/2/2023		<0.002

# Prediction Limit

Constituent: Antimony (mg/L) Analysis Run 9/14/2023 8:26 AM View: Appendix I

Plant McIntosh Client: Southern Company Data: McIntosh LF4 CCR

	GWC-1	GWC-1
8/25/2004	<0.002	
9/11/2004	<0.002	
9/26/2004	<0.002	
7/11/2005	<0.002	
12/7/2005	<0.002	
6/22/2006	<0.002	
11/28/2006	<0.002	
7/6/2007	<0.002	
12/13/2007	<0.002	
6/20/2008	<0.002	
12/7/2008	<0.002	
7/9/2009	<0.002	
12/28/2009	<0.002	
6/22/2010	<0.002	
1/4/2011	<0.002	
7/9/2011	<0.002	
1/21/2012	<0.002	
7/11/2012	<0.002	
1/20/2013	<0.002	
7/19/2013	<0.002	
1/15/2014	<0.002	
7/11/2014	<0.002 (D)	
1/16/2015	<0.002	
6/20/2015	<0.002	
1/16/2016	<0.002	
4/20/2016	<0.002	
6/15/2016	<0.002	
8/10/2016	<0.002	
9/27/2016	<0.002	
11/15/2016	<0.002	
1/12/2017	<0.002	
1/23/2017	<0.002	
3/1/2017	<0.002	
4/20/2017	<0.002	
7/19/2017	<0.002	
1/11/2018	<0.002	
7/12/2018	<0.002	
1/30/2019	<0.002	
3/27/2019	<0.002	
9/11/2019	<0.002	
4/1/2020	<0.002	
9/15/2020	<0.002	
3/16/2021	<0.002	
8/18/2021	<0.002	
2/23/2022		<0.002
8/3/2022		0.00057 (J)
2/7/2023		<0.002
8/2/2023		<0.002

# Prediction Limit

Constituent: Antimony (mg/L) Analysis Run 9/14/2023 8:26 AM View: Appendix I  
Plant McIntosh Client: Southern Company Data: McIntosh LF4 CCR

	GWC-18	GWC-18
12/8/2015	<0.002	
12/14/2015	<0.002	
12/28/2015	<0.002	
1/14/2016	<0.002	
1/26/2016	<0.002	
4/19/2016	<0.002	
6/16/2016	0.00022 (J)	
8/11/2016	<0.002	
9/28/2016	<0.002	
11/16/2016	<0.002	
1/11/2017	<0.002	
3/1/2017	<0.002	
4/25/2017	<0.002	
7/25/2017	<0.002	
1/12/2018	<0.002	
7/11/2018	<0.002	
1/30/2019	<0.002	
3/27/2019	<0.002	
9/11/2019	<0.002	
4/1/2020	<0.002	
9/15/2020	<0.002	
3/17/2021	<0.002	
8/19/2021	<0.002	
2/23/2022		<0.002
8/2/2022		<0.002
2/7/2023		<0.002
8/2/2023		<0.002

# Prediction Limit

Constituent: Arsenic (mg/L) Analysis Run 9/14/2023 8:26 AM View: Appendix I  
Plant McIntosh Client: Southern Company Data: McIntosh LF4 CCR

	GWA-13	GWA-13
12/7/2015	<0.001	
12/15/2015	<0.001	
12/29/2015	<0.001	
1/13/2016	<0.001	
1/25/2016	<0.001	
4/20/2016	<0.001	
6/14/2016	<0.001	
8/9/2016	<0.001	
9/27/2016	<0.001	
11/15/2016	<0.001	
1/12/2017	<0.001	
2/28/2017	<0.001	
4/20/2017	<0.001	
7/18/2017	<0.001	
1/10/2018	<0.001	
7/11/2018	<0.001	
1/29/2019	<0.001	
3/26/2019	<0.001	
9/10/2019	0.00076 (J)	
3/31/2020	<0.001	
9/15/2020	<0.001	
3/16/2021	<0.001	
8/18/2021	<0.001	
2/22/2022		<0.001
8/2/2022		<0.001
2/6/2023		<0.001
8/1/2023		<0.001

# Prediction Limit

Constituent: Arsenic (mg/L) Analysis Run 9/14/2023 8:26 AM View: Appendix I  
Plant McIntosh Client: Southern Company Data: McIntosh LF4 CCR

	GWA-14	GWA-14
12/7/2015	<0.001	
12/15/2015	<0.001	
12/29/2015	<0.001	
1/13/2016	<0.001	
1/25/2016	<0.001	
4/20/2016	<0.001	
6/14/2016	<0.001	
8/9/2016	<0.001	
9/27/2016	<0.001	
11/15/2016	<0.001	
1/11/2017	<0.001	
2/28/2017	<0.001	
4/20/2017	<0.001	
7/19/2017	<0.001	
1/11/2018	<0.001	
7/11/2018	<0.001	
1/29/2019	<0.001	
3/26/2019	<0.001	
9/10/2019	0.00043 (J)	
4/1/2020	<0.001	
9/15/2020	<0.001	
3/16/2021	<0.001	
8/17/2021	<0.001	
2/22/2022		<0.001
8/2/2022		<0.001
2/7/2023		<0.001
8/2/2023		<0.001

# Prediction Limit

Constituent: Arsenic (mg/L) Analysis Run 9/14/2023 8:26 AM View: Appendix I  
Plant McIntosh Client: Southern Company Data: McIntosh LF4 CCR

	GWA-15	GWA-15
12/7/2015	<0.001	
12/15/2015	<0.001	
12/28/2015	<0.001	
1/13/2016	<0.001	
1/25/2016	<0.001	
4/21/2016	<0.001	
6/15/2016	<0.001	
8/9/2016	<0.001	
9/27/2016	<0.001	
11/15/2016	<0.001	
1/11/2017	<0.001	
2/28/2017	<0.001	
4/20/2017	<0.001	
7/19/2017	0.00056 (J)	
1/11/2018	<0.001	
7/11/2018	<0.001	
1/29/2019	<0.001	
3/26/2019	0.00075	
9/11/2019	0.00033 (J)	
4/1/2020	<0.001	
9/15/2020	<0.001	
3/17/2021	<0.001	
8/19/2021	<0.001	
2/22/2022		<0.001
8/2/2022		<0.001
2/7/2023		<0.001
8/1/2023		<0.001



# Prediction Limit

Constituent: Arsenic (mg/L) Analysis Run 9/14/2023 8:26 AM View: Appendix I  
Plant McIntosh Client: Southern Company Data: McIntosh LF4 CCR

	GWA-16	GWA-16
12/7/2015	<0.001	
12/14/2015	<0.001	
12/28/2015	<0.001	
1/13/2016	<0.001	
1/25/2016	<0.001	
4/20/2016	<0.001	
6/15/2016	<0.001	
8/9/2016	<0.001	
9/27/2016	<0.001	
11/15/2016	<0.001	
1/11/2017	<0.001	
3/1/2017	<0.001	
4/20/2017	<0.001	
7/19/2017	<0.001	
1/11/2018	<0.001	
7/11/2018	<0.001	
1/29/2019	<0.001	
3/26/2019	<0.001	
9/10/2019	0.00036 (J)	
4/1/2020	<0.001	
9/15/2020	<0.001	
3/16/2021	<0.001	
8/17/2021	<0.001	
2/22/2022		<0.001
8/2/2022		<0.001
2/7/2023		<0.001
8/1/2023		<0.001

# Prediction Limit

Constituent: Arsenic (mg/L) Analysis Run 9/14/2023 8:26 AM View: Appendix I

Plant McIntosh Client: Southern Company Data: McIntosh LF4 CCR

	GWA-3	GWA-3
8/25/2004	<0.001	
9/11/2004	<0.001	
9/26/2004	<0.001	
10/13/2004	<0.001	
7/11/2005	<0.001	
12/7/2005	<0.001	
6/22/2006	<0.001	
11/28/2006	<0.001	
7/6/2007	<0.001	
12/13/2007	<0.001	
6/20/2008	<0.001	
12/7/2008	<0.001	
7/9/2009	<0.001	
12/28/2009	<0.001	
6/22/2010	<0.001	
1/5/2011	0.0089 (o)	
7/9/2011	<0.001	
1/20/2012	<0.001	
7/11/2012	<0.001	
1/19/2013	<0.001	
7/18/2013	<0.001	
1/15/2014	<0.001	
7/11/2014	<0.001	
1/15/2015	<0.001	
6/19/2015	<0.001	
1/16/2016	<0.001	
4/19/2016	<0.001	
6/14/2016	<0.001	
8/9/2016	<0.001	
9/27/2016	<0.001	
11/14/2016	<0.001	
1/10/2017	<0.001	
2/28/2017	0.00061 (J)	
4/19/2017	0.00069 (J)	
7/18/2017	<0.001	
1/10/2018	<0.001	
7/11/2018	<0.001	
1/29/2019	<0.001	
3/27/2019	0.0011	
9/11/2019	<0.001	
4/1/2020	<0.001	
9/15/2020	<0.001	
3/16/2021	<0.001	
8/17/2021	<0.001	
2/22/2022		<0.001
8/2/2022		<0.001
2/7/2023		<0.001
8/2/2023		<0.001

# Prediction Limit

Constituent: Arsenic (mg/L) Analysis Run 9/14/2023 8:26 AM View: Appendix I

Plant McIntosh Client: Southern Company Data: McIntosh LF4 CCR

	GWA-4A	GWA-4A
8/25/2004	<0.001	
9/11/2004	<0.001	
9/26/2004	<0.001	
10/13/2004	<0.001	
7/11/2005	<0.001	
12/7/2005	<0.001	
6/22/2006	<0.001	
11/28/2006	<0.001	
7/6/2007	<0.001	
12/13/2007	<0.001	
6/20/2008	<0.001	
12/7/2008	<0.001	
7/9/2009	<0.001	
12/30/2009	<0.001	
6/22/2010	<0.001	
1/4/2011	<0.001	
7/10/2011	<0.001	
1/21/2012	<0.001	
7/11/2012	<0.001	
1/20/2013	<0.001	
7/19/2013	<0.001	
1/16/2014	<0.001	
7/10/2014	<0.001	
1/16/2015	<0.001	
6/20/2015	<0.001	
1/14/2016	<0.001	
4/20/2016	<0.001	
6/14/2016	0.00016 (J)	
8/11/2016	0.00096 (J)	
9/27/2016	0.0026	
11/14/2016	0.0017	
1/10/2017	0.0021	
2/28/2017	0.0027	
4/20/2017	0.0014	
7/18/2017	0.0012 (J)	
1/10/2018	0.00068 (J)	
7/11/2018	<0.001	
1/29/2019	<0.001	
3/26/2019	0.0005	
9/10/2019	0.00051 (J)	
3/31/2020	<0.001	
9/16/2020	<0.001	
3/17/2021	<0.001	
8/19/2021	<0.001	
2/23/2022		0.00035 (J)
8/3/2022		<0.001
2/7/2023		<0.001
8/1/2023		<0.001

# Prediction Limit

Constituent: Arsenic (mg/L) Analysis Run 9/14/2023 8:26 AM View: Appendix I

Plant McIntosh Client: Southern Company Data: McIntosh LF4 CCR

	GWA-5	GWA-5
8/25/2004	<0.001	
9/11/2004	<0.001	
9/26/2004	<0.001	
10/13/2004	<0.001	
7/11/2005	<0.001	
12/7/2005	<0.001	
6/22/2006	<0.001	
11/28/2006	<0.001	
7/6/2007	<0.001	
12/13/2007	<0.001	
6/20/2008	<0.001	
12/7/2008	<0.001	
7/9/2009	<0.001	
12/29/2009	<0.001	
6/22/2010	<0.001	
1/4/2011	<0.001	
7/9/2011	<0.001	
1/21/2012	<0.001	
7/11/2012	<0.001	
1/19/2013	<0.001	
7/18/2013	<0.001	
1/15/2014	<0.001	
7/10/2014	<0.001	
1/15/2015	<0.001	
6/19/2015	<0.001	
1/14/2016	<0.001	
4/20/2016	<0.001	
6/14/2016	5E-05 (J)	
8/9/2016	<0.001	
9/27/2016	<0.001	
11/15/2016	<0.001	
1/11/2017	<0.001	
1/19/2017	<0.001	
1/24/2017	0.0027	
2/28/2017	<0.001	
4/20/2017	<0.001	
7/18/2017	<0.001	
1/10/2018	<0.001	
7/11/2018	<0.001	
1/29/2019	<0.001	
3/26/2019	<0.001	
9/10/2019	0.00035 (J)	
3/31/2020	<0.001	
9/15/2020	<0.001	
3/17/2021	<0.001	
8/19/2021	<0.001	
2/22/2022		<0.001
8/2/2022		<0.001
2/7/2023		<0.001
8/1/2023		<0.001

# Prediction Limit

Constituent: Arsenic (mg/L) Analysis Run 9/14/2023 8:26 AM View: Appendix I

Plant McIntosh Client: Southern Company Data: McIntosh LF4 CCR

	GWC-1	GWC-1
8/25/2004	<0.001	
9/11/2004	<0.001	
9/26/2004	<0.001	
7/11/2005	<0.001	
12/7/2005	<0.001	
6/22/2006	<0.001	
11/28/2006	<0.001	
7/6/2007	<0.001	
12/13/2007	<0.001	
6/20/2008	<0.001	
12/7/2008	<0.001	
7/9/2009	<0.001	
12/28/2009	<0.001	
6/22/2010	<0.001	
1/4/2011	<0.001	
7/9/2011	<0.001	
1/21/2012	<0.001	
7/11/2012	<0.001	
1/20/2013	<0.001	
7/19/2013	<0.001	
1/15/2014	<0.001	
7/11/2014	<0.001	
1/16/2015	<0.001	
6/20/2015	<0.001	
1/16/2016	<0.001	
4/20/2016	<0.001	
6/15/2016	<0.001	
8/10/2016	<0.001	
9/27/2016	<0.001	
11/15/2016	<0.001	
1/12/2017	<0.001	
1/23/2017	<0.001	
3/1/2017	<0.001	
4/20/2017	<0.001	
7/19/2017	<0.001	
1/11/2018	<0.001	
7/12/2018	<0.001	
1/30/2019	<0.001	
3/27/2019	<0.001	
9/11/2019	<0.001	
4/1/2020	<0.001	
9/15/2020	<0.001	
3/16/2021	<0.001	
8/18/2021	0.0004 (J)	
2/23/2022		<0.001
8/3/2022		<0.001
2/7/2023		<0.001
8/2/2023		<0.001

# Prediction Limit

Constituent: Arsenic (mg/L) Analysis Run 9/14/2023 8:26 AM View: Appendix I

Plant McIntosh Client: Southern Company Data: McIntosh LF4 CCR

	GWC-10	GWC-10
8/25/2004	<0.001	
9/11/2004	<0.001	
9/26/2004	<0.001	
10/13/2004	<0.001	
7/11/2005	<0.001	
12/7/2005	<0.001	
6/22/2006	<0.001	
11/28/2006	<0.001	
7/6/2007	<0.001	
12/13/2007	<0.001	
6/20/2008	<0.001	
12/7/2008	<0.001	
7/10/2009	<0.001	
12/29/2009	<0.001	
6/22/2010	<0.001	
1/4/2011	<0.001	
7/10/2011	<0.001	
1/21/2012	<0.001	
7/11/2012	<0.001	
1/20/2013	<0.001	
7/19/2013	<0.001	
1/16/2014	<0.001	
7/10/2014	<0.001	
1/16/2015	<0.001	
6/20/2015	<0.001	
1/16/2016	<0.001	
4/21/2016	<0.001	
6/16/2016	0.0004 (J)	
8/10/2016	<0.001	
9/27/2016	<0.001	
11/15/2016	<0.001	
1/12/2017	0.00077 (J)	
3/1/2017	<0.001	
4/24/2017	<0.001	
7/24/2017	<0.001	
1/11/2018	0.00046 (J)	
7/12/2018	<0.001	
1/30/2019	<0.001	
3/27/2019	0.0013	
9/11/2019	0.00082 (J)	
4/1/2020	0.00055 (J)	
9/15/2020	0.00041 (J)	
3/16/2021	0.00069 (J)	
8/18/2021	0.00045 (J)	
2/23/2022		0.00048 (J)
8/3/2022		0.00052 (J)
2/8/2023		<0.001
8/2/2023		<0.001

# Prediction Limit

Constituent: Arsenic (mg/L) Analysis Run 9/14/2023 8:26 AM View: Appendix I

Plant McIntosh Client: Southern Company Data: McIntosh LF4 CCR

	GWC-11	GWC-11
8/25/2004	<0.005	
9/11/2004	<0.005	
9/26/2004	<0.005	
10/13/2004	<0.005	
7/11/2005	<0.005	
12/7/2005	<0.005	
6/22/2006	<0.005	
11/28/2006	<0.005	
7/6/2007	<0.005	
12/13/2007	<0.005	
6/20/2008	<0.005	
12/7/2008	<0.005	
7/10/2009	<0.005	
12/29/2009	<0.005	
6/22/2010	<0.005	
1/5/2011	<0.005	
7/9/2011	<0.005	
1/21/2012	<0.005	
7/11/2012	<0.005	
1/19/2013	<0.005	
7/19/2013	<0.005	
1/15/2014	<0.005	
7/11/2014	<0.005	
1/16/2015	<0.005	
6/20/2015	<0.005	
1/14/2016	<0.005	
4/20/2016	0.00117 (J)	
6/15/2016	0.0013 (J)	
8/10/2016	0.0013	
9/27/2016	0.0011 (J)	
11/15/2016	0.001 (J)	
1/12/2017	0.0016	
3/1/2017	0.00092 (J)	
4/24/2017	0.0011 (J)	
7/24/2017	0.00086 (J)	
1/11/2018	0.0012 (J)	
7/12/2018	0.001 (J)	
1/30/2019	0.0015 (J)	
3/27/2019	0.0013	
9/11/2019	0.0017	
4/2/2020	0.0014	
9/15/2020	0.0011	
3/17/2021	0.0014	
8/18/2021	0.0013	
2/23/2022		0.0013
8/2/2022		0.0013
2/8/2023		0.0017
8/2/2023		0.0014

# Prediction Limit

Constituent: Arsenic (mg/L) Analysis Run 9/14/2023 8:26 AM View: Appendix I

Plant McIntosh Client: Southern Company Data: McIntosh LF4 CCR

	GWC-12	GWC-12
8/25/2004	<0.001	
9/11/2004	<0.001	
9/26/2004	<0.001	
10/13/2004	<0.001	
7/11/2005	<0.001	
12/7/2005	<0.001	
6/22/2006	<0.001	
11/28/2006	<0.001	
7/6/2007	<0.001	
12/13/2007	<0.001	
6/20/2008	<0.001	
12/7/2008	<0.001	
7/10/2009	<0.001	
12/28/2009	<0.001	
6/22/2010	<0.001	
1/4/2011	<0.001	
7/9/2011	<0.001	
1/20/2012	<0.001	
7/11/2012	<0.001	
1/19/2013	<0.001	
7/18/2013	<0.001	
1/15/2014	<0.001	
7/11/2014	<0.001	
1/15/2015	<0.001	
6/19/2015	<0.001	
1/16/2016	<0.001	
4/20/2016	<0.001	
6/15/2016	<0.001	
8/10/2016	<0.001	
9/27/2016	<0.001	
11/15/2016	<0.001	
1/12/2017	0.00062 (J)	
3/1/2017	<0.001	
4/20/2017	<0.001	
7/20/2017	0.00053 (J)	
1/11/2018	<0.001	
7/12/2018	<0.001	
1/30/2019	<0.001	
3/27/2019	0.0011	
9/11/2019	0.00032 (J)	
4/1/2020	<0.001	
9/16/2020	<0.001	
3/16/2021	<0.001	
8/18/2021	<0.001	
2/23/2022		<0.001
8/3/2022		<0.001
2/7/2023		<0.001
8/2/2023		<0.001



# Prediction Limit

Constituent: Arsenic (mg/L) Analysis Run 9/14/2023 8:26 AM View: Appendix I  
Plant McIntosh Client: Southern Company Data: McIntosh LF4 CCR

	GWC-17	GWC-17
12/8/2015	<0.001	
12/14/2015	<0.001	
12/28/2015	<0.001	
1/13/2016	<0.001	
1/26/2016	<0.001	
4/20/2016	<0.001	
6/15/2016	0.00015 (J)	
8/9/2016	<0.001	
9/27/2016	<0.001	
11/15/2016	<0.001	
1/11/2017	<0.001	
3/1/2017	<0.001	
4/20/2017	<0.001	
7/19/2017	0.00047 (J)	
1/11/2018	<0.001	
7/11/2018	<0.001	
1/29/2019	<0.001	
3/27/2019	0.00097	
9/11/2019	0.00038 (J)	
4/1/2020	<0.001	
9/15/2020	<0.001	
3/16/2021	<0.001	
8/19/2021	<0.001	
2/22/2022		<0.001
8/2/2022		<0.001
2/8/2023		<0.001
8/2/2023		<0.001

# Prediction Limit

Constituent: Arsenic (mg/L) Analysis Run 9/14/2023 8:26 AM View: Appendix I  
Plant McIntosh Client: Southern Company Data: McIntosh LF4 CCR

	GWC-18	GWC-18
12/8/2015	<0.0013	
12/14/2015	<0.0013	
12/28/2015	<0.0013	
1/14/2016	<0.0013	
1/26/2016	<0.0013	
4/19/2016	0.00112 (J)	
6/16/2016	0.0011 (J)	
8/11/2016	0.001 (J)	
9/28/2016	0.00062 (J)	
11/16/2016	0.00046 (J)	
1/11/2017	0.00093 (J)	
3/1/2017	0.0006 (J)	
4/25/2017	0.0011 (J)	
7/25/2017	0.001 (J)	
1/12/2018	0.00095 (J)	
7/11/2018	0.0007 (J)	
1/30/2019	<0.0013	
3/27/2019	0.0019	
9/11/2019	0.0012	
4/1/2020	0.00067	
9/15/2020	0.00076 (J)	
3/17/2021	0.00072 (J)	
8/19/2021	0.00059 (J)	
2/23/2022		0.00098 (J)
8/2/2022		0.0009 (J)
2/7/2023		0.0011
8/2/2023		0.001

# Prediction Limit

Constituent: Arsenic (mg/L) Analysis Run 9/14/2023 8:26 AM View: Appendix I  
Plant McIntosh Client: Southern Company Data: McIntosh LF4 CCR

	GWC-19	GWC-19
12/8/2015	<0.001	
12/15/2015	<0.001	
12/28/2015	<0.001	
1/14/2016	<0.001	
1/26/2016	<0.001	
4/19/2016	<0.001	
6/16/2016	0.00026 (J)	
8/10/2016	<0.001	
9/28/2016	<0.001	
11/15/2016	<0.001	
1/16/2017	0.00067 (J)	
3/1/2017	<0.001	
4/25/2017	<0.001	
7/25/2017	<0.001	
1/12/2018	<0.001	
7/11/2018	<0.001	
1/29/2019	<0.001	
3/27/2019	<0.001	
9/11/2019	0.00057 (J)	
4/1/2020	<0.001	
9/16/2020	<0.001	
3/16/2021	<0.001	
8/19/2021	<0.001	
2/23/2022		0.00028 (J)
8/3/2022		<0.001
2/8/2023		<0.001
8/2/2023		<0.001

# Prediction Limit

Constituent: Arsenic (mg/L) Analysis Run 9/14/2023 8:26 AM View: Appendix I  
Plant McIntosh Client: Southern Company Data: McIntosh LF4 CCR

	GWC-20	GWC-20
12/9/2015	<0.001	
12/14/2015	<0.001	
12/29/2015	<0.001	
1/14/2016	<0.001	
1/25/2016	<0.001	
4/21/2016	<0.001	
6/16/2016	0.00014 (J)	
8/10/2016	<0.001	
9/27/2016	<0.001	
11/15/2016	<0.001	
1/13/2017	<0.001	
3/1/2017	<0.001	
4/25/2017	0.00046 (J)	
7/25/2017	<0.001	
1/12/2018	<0.001	
7/11/2018	<0.001	
1/29/2019	<0.001	
3/27/2019	<0.001	
9/11/2019	0.00066 (J)	
4/1/2020	<0.001	
9/15/2020	<0.001	
3/16/2021	<0.001	
8/19/2021	<0.001	
2/22/2022		<0.001
8/3/2022		<0.001
2/8/2023		<0.001
8/2/2023		<0.001

# Prediction Limit

Constituent: Arsenic (mg/L) Analysis Run 9/14/2023 8:26 AM View: Appendix I  
Plant McIntosh Client: Southern Company Data: McIntosh LF4 CCR

	GWC-21	GWC-21
12/9/2015	<0.001	
12/14/2015	<0.001	
12/29/2015	0.0022 (J)	
1/14/2016	0.002 (J)	
1/25/2016	<0.001	
4/21/2016	<0.001	
6/16/2016	0.00046 (J)	
8/10/2016	<0.001	
9/27/2016	0.00084 (J)	
11/15/2016	<0.001	
1/12/2017	<0.001	
3/1/2017	<0.001	
4/24/2017	<0.001	
7/25/2017	<0.001	
1/11/2018	<0.001	
7/11/2018	<0.001	
1/30/2019	<0.001	
3/27/2019	0.00074	
9/11/2019	0.00064 (J)	
4/1/2020	<0.001	
9/15/2020	<0.001	
3/17/2021	<0.001	
8/19/2021	<0.001	
2/23/2022		<0.001
8/4/2022		<0.001
2/8/2023		<0.001
8/3/2023		<0.001

# Prediction Limit

Constituent: Arsenic (mg/L) Analysis Run 9/14/2023 8:26 AM View: Appendix I  
Plant McIntosh Client: Southern Company Data: McIntosh LF4 CCR

	GWC-23	GWC-23
6/16/2016	0.00043 (J)	
8/10/2016	0.0021	
9/28/2016	0.0011 (J)	
11/16/2016	0.0011 (J)	
1/17/2017	0.00064 (J)	
3/2/2017	<0.001	
4/25/2017	0.0007 (J)	
7/13/2017	<0.001	
7/25/2017	<0.001	
1/12/2018	<0.001	
7/12/2018	<0.001	
1/30/2019	<0.001	
3/27/2019	0.00079	
9/11/2019	0.00051 (J)	
4/1/2020	<0.001	
9/15/2020	<0.001	
3/17/2021	<0.001	
8/19/2021	<0.001	
2/23/2022		<0.001
8/4/2022		0.00053 (J)
2/8/2023		<0.001
8/3/2023		<0.001

# Prediction Limit

Constituent: Arsenic (mg/L) Analysis Run 9/14/2023 8:26 AM View: Appendix I

Plant McIntosh Client: Southern Company Data: McIntosh LF4 CCR

	GWC-9	GWC-9
8/25/2004	<0.001	
9/11/2004	<0.001	
9/26/2004	<0.001	
10/13/2004	<0.001	
7/11/2005	<0.001	
12/7/2005	<0.001	
6/22/2006	<0.001	
11/28/2006	<0.001	
7/6/2007	<0.001	
12/13/2007	<0.001	
6/20/2008	<0.001	
12/7/2008	<0.001	
7/9/2009	<0.001	
12/29/2009	<0.001	
6/22/2010	<0.001	
1/5/2011	<0.001	
7/9/2011	<0.001	
1/21/2012	<0.001	
7/11/2012	<0.001	
1/19/2013	<0.001	
7/18/2013	<0.001	
1/15/2014	<0.001	
7/10/2014	<0.001	
1/16/2015	<0.001	
6/20/2015	<0.001	
1/14/2016	<0.001	
4/19/2016	<0.001	
6/15/2016	<0.001	
8/10/2016	<0.001	
9/27/2016	<0.001	
11/15/2016	<0.001	
1/13/2017	0.00055 (J)	
3/1/2017	<0.001	
4/24/2017	<0.001	
7/24/2017	<0.001	
1/12/2018	<0.001	
7/12/2018	<0.001	
1/30/2019	<0.001	
3/27/2019	0.00073	
9/11/2019	0.00044 (J)	
4/1/2020	<0.001	
9/16/2020	<0.001	
3/17/2021	<0.001	
8/19/2021	<0.001	
2/23/2022		<0.001
8/3/2022		<0.001
2/8/2023		<0.001
8/2/2023		<0.001

# Prediction Limit

Constituent: Barium (mg/L) Analysis Run 9/14/2023 8:26 AM View: Appendix I  
Plant McIntosh Client: Southern Company Data: McIntosh LF4 CCR

---

	GWA-13	GWA-13
12/7/2015	0.015	
12/15/2015	0.015	
12/29/2015	0.016	
1/13/2016	0.017	
1/25/2016	0.017	
4/20/2016	0.0144	
6/14/2016	0.015	
8/9/2016	0.013	
9/27/2016	0.015	
11/15/2016	0.015	
1/12/2017	0.012	
2/28/2017	0.016	
4/20/2017	0.015	
7/18/2017	0.015	
1/10/2018	0.015	
7/11/2018	0.015	
1/29/2019	0.019	
3/26/2019	0.016	
9/10/2019	0.03	
3/31/2020	0.015	
9/15/2020	0.014	
3/16/2021	0.018	
8/18/2021	0.018	
2/22/2022		0.019
8/2/2022		0.016
2/6/2023		0.016
8/1/2023		0.019



# Prediction Limit

Constituent: Barium (mg/L) Analysis Run 9/14/2023 8:26 AM View: Appendix I  
Plant McIntosh Client: Southern Company Data: McIntosh LF4 CCR

---

	GWA-14	GWA-14
12/7/2015	0.018	
12/15/2015	0.017	
12/29/2015	0.018	
1/13/2016	0.018	
1/25/2016	0.018	
4/20/2016	0.0143	
6/14/2016	0.012	
8/9/2016	0.011	
9/27/2016	0.01	
11/15/2016	0.012	
1/11/2017	0.011	
2/28/2017	0.011	
4/20/2017	0.011	
7/19/2017	0.012	
1/11/2018	0.012	
7/11/2018	0.012	
1/29/2019	0.013	
3/26/2019	0.012	
9/10/2019	0.016	
4/1/2020	0.013	
9/15/2020	0.012	
3/16/2021	0.013	
8/17/2021	0.014	
2/22/2022		0.014
8/2/2022		0.014
2/7/2023		0.014
8/2/2023		0.014

# Prediction Limit

Constituent: Barium (mg/L) Analysis Run 9/14/2023 8:26 AM View: Appendix I  
Plant McIntosh Client: Southern Company Data: McIntosh LF4 CCR

---

	GWA-15	GWA-15
12/7/2015	0.027	
12/15/2015	0.028	
12/28/2015	0.026	
1/13/2016	0.026	
1/25/2016	0.027	
4/21/2016	0.0262	
6/15/2016	0.024	
8/9/2016	0.023	
9/27/2016	0.023	
11/15/2016	0.023	
1/11/2017	0.022	
2/28/2017	0.023	
4/20/2017	0.024	
7/19/2017	0.025	
1/11/2018	0.023	
7/11/2018	0.025	
1/29/2019	0.027	
3/26/2019	0.028	
9/11/2019	0.023	
4/1/2020	0.026	
9/15/2020	0.023	
3/17/2021	0.028	
8/19/2021	0.022	
2/22/2022		0.026
8/2/2022		0.023
2/7/2023		0.025
8/1/2023		0.024

# Prediction Limit

Constituent: Barium (mg/L) Analysis Run 9/14/2023 8:26 AM View: Appendix I  
Plant McIntosh Client: Southern Company Data: McIntosh LF4 CCR

---

	GWA-16	GWA-16
12/7/2015	0.027	
12/14/2015	0.028	
12/28/2015	0.029	
1/13/2016	0.028	
1/25/2016	0.027	
4/20/2016	0.0259	
6/15/2016	0.024	
8/9/2016	0.023	
9/27/2016	0.021	
11/15/2016	0.023	
1/11/2017	0.021	
3/1/2017	0.022	
4/20/2017	0.022	
7/19/2017	0.024	
1/11/2018	0.022	
7/11/2018	0.023	
1/29/2019	0.026	
3/26/2019	0.023	
9/10/2019	0.039	
4/1/2020	0.022	
9/15/2020	0.024	
3/16/2021	0.025	
8/17/2021	0.024	
2/22/2022		0.026
8/2/2022		0.029
2/7/2023		0.026
8/1/2023		0.031

# Prediction Limit

Constituent: Barium (mg/L) Analysis Run 9/14/2023 8:26 AM View: Appendix I

Plant McIntosh Client: Southern Company Data: McIntosh LF4 CCR

---

	GWA-2	GWA-2
8/25/2004	0.018	
9/11/2004	0.019	
9/26/2004	0.02	
10/13/2004	0.017	
7/11/2005	0.012	
12/7/2005	0.014	
6/22/2006	0.018	
11/28/2006	0.015	
7/6/2007	0.014	
12/13/2007	0.014	
6/20/2008	0.018	
12/7/2008	0.013	
7/9/2009	0.019	
12/28/2009	0.012	
6/22/2010	0.02	
1/4/2011	0.02	
7/9/2011	0.028	
1/21/2012	0.026	
7/11/2012	0.038	
1/20/2013	0.025	
7/19/2013	0.018	
1/15/2014	0.026	
7/11/2014	0.029	
1/16/2015	0.021	
6/20/2015	0.031	
1/16/2016	0.031	
4/19/2016	0.0305	
6/14/2016	0.03	
8/9/2016	0.032	
9/26/2016	0.031	
11/15/2016	0.033	
1/10/2017	0.031	
2/28/2017	0.033	
4/19/2017	0.032	
7/17/2017	0.033	
1/10/2018	0.034	
7/11/2018	0.035	
1/29/2019	0.034	
3/27/2019	0.03	
9/11/2019	0.034	
4/1/2020	0.037	
9/15/2020	0.036	
3/16/2021	0.035	
8/17/2021	0.037	
2/22/2022		0.038
8/2/2022		0.032
2/7/2023		0.033
8/1/2023		0.037

# Prediction Limit

Constituent: Barium (mg/L) Analysis Run 9/14/2023 8:26 AM View: Appendix I

Plant McIntosh Client: Southern Company Data: McIntosh LF4 CCR

	GWA-3	GWA-3
8/25/2004	0.025	
9/11/2004	0.015	
9/26/2004	0.017	
10/13/2004	0.017	
7/11/2005	0.012	
12/7/2005	0.012	
6/22/2006	0.016	
11/28/2006	0.017	
7/6/2007	0.1 (O)	
12/13/2007	0.01	
6/20/2008	0.026	
12/7/2008	0.097 (O)	
7/9/2009	0.01	
12/28/2009	0.0091	
6/22/2010	0.011	
1/5/2011	0.21 (O)	
7/9/2011	0.035	
1/20/2012	0.021	
7/11/2012	0.009	
1/19/2013	0.01	
7/18/2013	0.014	
1/15/2014	0.016	
7/11/2014	0.016	
1/15/2015	0.014	
6/19/2015	0.013	
1/16/2016	0.021	
4/19/2016	0.0217	
6/14/2016	0.024	
8/9/2016	0.023	
9/27/2016	0.016	
11/14/2016	0.014	
1/10/2017	0.015	
2/28/2017	0.017	
4/19/2017	0.013	
7/18/2017	0.012	
1/10/2018	0.016	
7/11/2018	0.015	
1/29/2019	0.017	
3/27/2019	0.014	
9/11/2019	0.015	
4/1/2020	0.014	
9/15/2020	0.015	
3/16/2021	0.015	
8/17/2021	0.015	
2/22/2022		0.015
8/2/2022		0.012
2/7/2023		0.012
8/2/2023		0.015

# Prediction Limit

Constituent: Barium (mg/L) Analysis Run 9/14/2023 8:26 AM View: Appendix I

Plant McIntosh Client: Southern Company Data: McIntosh LF4 CCR

---

	GWA-4A	GWA-4A
8/25/2004	0.0096	
9/11/2004	0.024	
9/26/2004	0.027	
10/13/2004	0.022	
7/11/2005	0.029	
12/7/2005	0.023	
6/22/2006	0.026	
11/28/2006	0.039	
7/6/2007	0.037	
12/13/2007	0.029	
6/20/2008	0.037	
12/7/2008	0.025	
7/9/2009	0.028	
12/30/2009	0.017	
6/22/2010	0.032	
1/4/2011	0.02	
7/10/2011	0.032	
1/21/2012	0.026	
7/11/2012	0.023	
1/20/2013	0.011	
7/19/2013	0.018	
1/16/2014	0.015	
7/10/2014	0.025	
1/16/2015	0.022	
6/20/2015	0.015	
1/14/2016	0.016	
4/20/2016	0.0234	
6/14/2016	0.019	
8/11/2016	0.024	
9/27/2016	0.035	
11/14/2016	0.034	
1/10/2017	0.021	
2/28/2017	0.021	
4/20/2017	0.019	
7/18/2017	0.018	
1/10/2018	0.021	
7/11/2018	0.029	
1/29/2019	0.025	
3/26/2019	0.023	
9/10/2019	0.026	
3/31/2020	0.017	
9/16/2020	0.016	
3/17/2021	0.014	
8/19/2021	0.013	
2/23/2022		0.015
8/3/2022		0.032
2/7/2023		0.015
8/1/2023		0.016

# Prediction Limit

Constituent: Barium (mg/L) Analysis Run 9/14/2023 8:26 AM View: Appendix I

Plant McIntosh Client: Southern Company Data: McIntosh LF4 CCR

	GWA-5	GWA-5
8/25/2004	0.016	
9/11/2004	0.02	
9/26/2004	0.016	
10/13/2004	0.014	
7/11/2005	0.014	
12/7/2005	0.014	
6/22/2006	0.019	
11/28/2006	0.016	
7/6/2007	0.018	
12/13/2007	0.015	
6/20/2008	0.018	
12/7/2008	0.016	
7/9/2009	0.019	
12/29/2009	0.02	
6/22/2010	0.027	
1/4/2011	0.025	
7/9/2011	0.022	
1/21/2012	0.024	
7/11/2012	0.024	
1/19/2013	0.026	
7/18/2013	0.024	
1/15/2014	0.026	
7/10/2014	0.036	
1/15/2015	0.035	
6/19/2015	0.066	
1/14/2016	0.059	
4/20/2016	0.0553	
6/14/2016	0.035	
8/9/2016	0.035	
9/27/2016	0.038	
11/15/2016	0.039	
1/11/2017	0.037	
1/19/2017	0.079	
1/24/2017	0.42 (o)	
2/28/2017	0.042	
4/20/2017	0.04	
7/18/2017	0.04	
1/10/2018	0.048	
7/11/2018	0.044	
1/29/2019	0.05	
3/26/2019	0.046	
9/10/2019	0.044	
3/31/2020	0.044	
9/15/2020	0.041	
3/17/2021	0.04	
8/19/2021	0.038	
2/22/2022		0.041
8/2/2022		0.043
2/7/2023		0.039
8/1/2023		0.041

# Prediction Limit

Constituent: Barium (mg/L) Analysis Run 9/14/2023 8:26 AM View: Appendix I

Plant McIntosh Client: Southern Company Data: McIntosh LF4 CCR

	GWC-1	GWC-1
8/25/2004	0.02	
9/11/2004	0.021	
9/26/2004	0.019	
7/11/2005	0.017	
12/7/2005	0.018	
6/22/2006	0.018	
11/28/2006	0.026	
7/6/2007	0.014	
12/13/2007	0.013	
6/20/2008	0.019	
12/7/2008	0.019	
7/9/2009	0.029	
12/28/2009	0.039	
6/22/2010	0.032	
1/4/2011	0.024	
7/9/2011	0.034	
1/21/2012	0.022	
7/11/2012	0.023	
1/20/2013	0.027	
7/19/2013	0.037	
1/15/2014	0.032	
7/11/2014	0.034	
1/16/2015	0.032	
6/20/2015	0.037	
1/16/2016	0.051	
4/20/2016	0.0554	
6/15/2016	0.046	
8/10/2016	0.042	
9/27/2016	0.042	
11/15/2016	0.042	
1/12/2017	0.046	
1/23/2017	0.023	
3/1/2017	0.048	
4/20/2017	0.046	
7/19/2017	0.045	
1/11/2018	0.046	
7/12/2018	0.045	
1/30/2019	0.05	
3/27/2019	0.045	
9/11/2019	0.038	
4/1/2020	0.041	
9/15/2020	0.038	
3/16/2021	0.039	
8/18/2021	0.034	
2/23/2022		0.039
8/3/2022		0.029
2/7/2023		0.031
8/2/2023		0.03



# Prediction Limit

Constituent: Barium (mg/L) Analysis Run 9/14/2023 8:26 AM View: Appendix I

Plant McIntosh Client: Southern Company Data: McIntosh LF4 CCR

	GWC-10	GWC-10
8/25/2004	0.036	
9/11/2004	0.036	
9/26/2004	0.035	
10/13/2004	0.035	
7/11/2005	0.017	
12/7/2005	0.017	
6/22/2006	0.015	
11/28/2006	0.032	
7/6/2007	0.03	
12/13/2007	0.039	
6/20/2008	0.038	
12/7/2008	0.034	
7/10/2009	0.032	
12/29/2009	0.03	
6/22/2010	0.024	
1/4/2011	0.017	
7/10/2011	0.03	
1/21/2012	0.022	
7/11/2012	0.025	
1/20/2013	0.029	
7/19/2013	0.02	
1/16/2014	0.022	
7/10/2014	0.018	
1/16/2015	0.019	
6/20/2015	0.021	
1/16/2016	0.019	
4/21/2016	0.0178	
6/16/2016	0.022	
8/10/2016	0.015	
9/27/2016	0.014	
11/15/2016	0.015	
1/12/2017	0.015	
3/1/2017	0.017	
4/24/2017	0.014	
7/24/2017	0.015	
1/11/2018	0.013	
7/12/2018	0.024	
1/30/2019	0.023	
3/27/2019	0.019	
9/11/2019	0.021	
4/1/2020	0.035	
9/15/2020	0.023	
3/16/2021	0.019	
8/18/2021	0.018	
2/23/2022		0.018
8/3/2022		0.017
2/8/2023		0.017
8/2/2023		0.016

# Prediction Limit

Constituent: Barium (mg/L) Analysis Run 9/14/2023 8:26 AM View: Appendix I

Plant McIntosh Client: Southern Company Data: McIntosh LF4 CCR

	GWC-11	GWC-11
8/25/2004	0.018	
9/11/2004	0.022	
9/26/2004	0.022	
10/13/2004	0.017	
7/11/2005	0.015	
12/7/2005	0.012	
6/22/2006	0.012	
11/28/2006	0.013	
7/6/2007	0.012	
12/13/2007	0.013	
6/20/2008	0.026	
12/7/2008	0.093 (O)	
7/10/2009	0.013	
12/29/2009	0.012	
6/22/2010	0.014	
1/5/2011	0.011	
7/9/2011	0.012	
1/21/2012	0.017	
7/11/2012	0.015	
1/19/2013	0.013	
7/19/2013	0.012	
1/15/2014	0.012	
7/11/2014	0.012	
1/16/2015	0.011	
6/20/2015	0.013	
1/14/2016	0.016	
4/20/2016	0.0113	
6/15/2016	0.013	
8/10/2016	0.01	
9/27/2016	0.01	
11/15/2016	0.011	
1/12/2017	0.01	
3/1/2017	0.011	
4/24/2017	0.01	
7/24/2017	0.0089	
1/11/2018	0.01	
7/12/2018	0.016	
1/30/2019	0.014 (J)	
3/27/2019	0.013	
9/11/2019	0.011	
4/2/2020	0.011	
9/15/2020	0.015	
3/17/2021	0.016	
8/18/2021	0.011	
2/23/2022		0.01
8/2/2022		0.011
2/8/2023		0.011
8/2/2023		0.01

# Prediction Limit

Constituent: Barium (mg/L) Analysis Run 9/14/2023 8:26 AM View: Appendix I

Plant McIntosh Client: Southern Company Data: McIntosh LF4 CCR

---

	GWC-12	GWC-12
8/25/2004	0.014	
9/11/2004	0.014	
9/26/2004	0.014	
10/13/2004	0.013	
7/11/2005	0.011	
12/7/2005	0.012	
6/22/2006	0.012	
11/28/2006	0.011	
7/6/2007	0.014	
12/13/2007	0.011	
6/20/2008	0.011	
12/7/2008	0.01	
7/10/2009	0.011	
12/28/2009	0.011	
6/22/2010	0.011	
1/4/2011	0.013	
7/9/2011	0.015	
1/20/2012	0.013	
7/11/2012	0.015	
1/19/2013	0.014	
7/18/2013	0.013	
1/15/2014	0.013	
7/11/2014	0.016	
1/15/2015	0.012	
6/19/2015	0.015	
1/16/2016	0.013	
4/20/2016	0.0114	
6/15/2016	0.0095 (J)	
8/10/2016	0.0094	
9/27/2016	0.011	
11/15/2016	0.0096	
1/12/2017	0.01	
3/1/2017	0.011	
4/20/2017	0.01	
7/20/2017	0.011	
1/11/2018	0.01	
7/12/2018	0.011	
1/30/2019	0.011 (J)	
3/27/2019	0.0099	
9/11/2019	0.01	
4/1/2020	0.0097 (J)	
9/16/2020	0.011	
3/16/2021	0.01	
8/18/2021	0.01	
2/23/2022		0.01
8/3/2022		0.011
2/7/2023		0.011
8/2/2023		0.014

# Prediction Limit

Constituent: Barium (mg/L) Analysis Run 9/14/2023 8:26 AM View: Appendix I  
Plant McIntosh Client: Southern Company Data: McIntosh LF4 CCR

---

	GWC-17	GWC-17
12/8/2015	0.021	
12/14/2015	0.021	
12/28/2015	0.02	
1/13/2016	0.019	
1/26/2016	0.019	
4/20/2016	0.0188	
6/15/2016	0.017	
8/9/2016	0.018	
9/27/2016	0.016	
11/15/2016	0.017	
1/11/2017	0.017	
3/1/2017	0.017	
4/20/2017	0.016	
7/19/2017	0.017	
1/11/2018	0.017	
7/11/2018	0.017	
1/29/2019	0.02	
3/27/2019	0.017	
9/11/2019	0.021	
4/1/2020	0.019	
9/15/2020	0.018	
3/16/2021	0.017	
8/19/2021	0.017	
2/22/2022		0.019
8/2/2022		0.017
2/8/2023		0.02
8/2/2023		0.017

# Prediction Limit

Constituent: Barium (mg/L) Analysis Run 9/14/2023 8:26 AM View: Appendix I  
Plant McIntosh Client: Southern Company Data: McIntosh LF4 CCR

---

	GWC-18	GWC-18
12/8/2015	0.053	
12/14/2015	0.049	
12/28/2015	0.048	
1/14/2016	0.048	
1/26/2016	0.044	
4/19/2016	0.0308	
6/16/2016	0.029	
8/11/2016	0.023	
9/28/2016	0.024	
11/16/2016	0.022	
1/11/2017	0.017	
3/1/2017	0.02	
4/25/2017	0.02	
7/25/2017	0.017	
1/12/2018	0.015	
7/11/2018	0.013	
1/30/2019	0.02	
3/27/2019	0.014	
9/11/2019	0.018	
4/1/2020	0.013	
9/15/2020	0.014	
3/17/2021	0.013	
8/19/2021	0.013	
2/23/2022		0.012
8/2/2022		0.013
2/7/2023		0.012
8/2/2023		0.012

# Prediction Limit

Constituent: Barium (mg/L) Analysis Run 9/14/2023 8:26 AM View: Appendix I  
Plant McIntosh Client: Southern Company Data: McIntosh LF4 CCR

	GWC-19	GWC-19
12/8/2015	0.057	
12/15/2015	0.052	
12/28/2015	0.041	
1/14/2016	0.038	
1/26/2016	0.034	
4/19/2016	0.023	
6/16/2016	0.017	
8/10/2016	0.013	
9/28/2016	0.013	
11/15/2016	0.013	
1/16/2017	0.014	
3/1/2017	0.017	
4/25/2017	0.015	
7/25/2017	0.012	
1/12/2018	0.014	
7/11/2018	0.018	
1/29/2019	0.016	
3/27/2019	0.013	
9/11/2019	0.015	
4/1/2020	0.013	
9/16/2020	0.012	
3/16/2021	0.0099 (J)	
8/19/2021	0.0095 (J)	
2/23/2022		0.01
8/3/2022		0.011
2/8/2023		0.01
8/2/2023		0.0092 (J)

# Prediction Limit

Constituent: Barium (mg/L) Analysis Run 9/14/2023 8:26 AM View: Appendix I  
Plant McIntosh Client: Southern Company Data: McIntosh LF4 CCR

---

	GWC-20	GWC-20
12/9/2015	0.039	
12/14/2015	0.045	
12/29/2015	0.045	
1/14/2016	0.034	
1/25/2016	0.038	
4/21/2016	0.0325	
6/16/2016	0.027	
8/10/2016	0.025	
9/27/2016	0.023	
11/15/2016	0.022	
1/13/2017	0.021	
3/1/2017	0.021	
4/25/2017	0.02	
7/25/2017	0.02	
1/12/2018	0.021	
7/11/2018	0.021	
1/29/2019	0.017	
3/27/2019	0.018	
9/11/2019	0.021	
4/1/2020	0.016	
9/15/2020	0.021	
3/16/2021	0.016	
8/19/2021	0.017	
2/22/2022		0.018
8/3/2022		0.018
2/8/2023		0.015
8/2/2023		0.015

# Prediction Limit

Constituent: Barium (mg/L) Analysis Run 9/14/2023 8:26 AM View: Appendix I  
Plant McIntosh Client: Southern Company Data: McIntosh LF4 CCR

---

	GWC-21	GWC-21
12/9/2015	0.024	
12/14/2015	0.027	
12/29/2015	0.027	
1/14/2016	0.025	
1/25/2016	0.023	
4/21/2016	0.0165	
6/16/2016	0.018	
8/10/2016	0.014	
9/27/2016	0.018	
11/15/2016	0.015	
1/12/2017	0.014	
3/1/2017	0.015	
4/24/2017	0.015	
7/25/2017	0.015	
1/11/2018	0.016	
7/11/2018	0.017	
1/30/2019	0.017	
3/27/2019	0.016	
9/11/2019	0.019	
4/1/2020	0.018	
9/15/2020	0.021	
3/17/2021	0.019	
8/19/2021	0.018	
2/23/2022		0.02
8/4/2022		0.022
2/8/2023		0.019
8/3/2023		0.018



# Prediction Limit

Constituent: Barium (mg/L) Analysis Run 9/14/2023 8:26 AM View: Appendix I  
Plant McIntosh Client: Southern Company Data: McIntosh LF4 CCR

---

	GWC-23	GWC-23
6/16/2016	0.057	
8/10/2016	0.072	
9/28/2016	0.076	
11/16/2016	0.057	
1/17/2017	0.049	
3/2/2017	0.067	
4/25/2017	0.049	
7/13/2017	0.04	
7/25/2017	0.038	
1/12/2018	0.037	
7/12/2018	0.037	
1/30/2019	0.034	
3/27/2019	0.027	
9/11/2019	0.023	
4/1/2020	0.024	
9/15/2020	0.024	
3/17/2021	0.024	
8/19/2021	0.019	
2/23/2022		0.024
8/4/2022		0.017
2/8/2023		0.016
8/3/2023		0.012

# Prediction Limit

Constituent: Barium (mg/L) Analysis Run 9/14/2023 8:26 AM View: Appendix I

Plant McIntosh Client: Southern Company Data: McIntosh LF4 CCR

---

	GWC-9	GWC-9
8/25/2004	0.029	
9/11/2004	0.031	
9/26/2004	0.03	
10/13/2004	0.024	
7/11/2005	0.022	
12/7/2005	0.032	
6/22/2006	0.026	
11/28/2006	0.02	
7/6/2007	0.018	
12/13/2007	0.017	
6/20/2008	0.018	
12/7/2008	0.016	
7/9/2009	0.019	
12/29/2009	0.02	
6/22/2010	0.022	
1/5/2011	0.021	
7/9/2011	0.021	
1/21/2012	0.021	
7/11/2012	0.021	
1/19/2013	0.024	
7/18/2013	0.024	
1/15/2014	0.022	
7/10/2014	0.023	
1/16/2015	0.015	
6/20/2015	0.024	
1/14/2016	0.026	
4/19/2016	0.0274	
6/15/2016	0.024	
8/10/2016	0.031	
9/27/2016	0.029	
11/15/2016	0.029	
1/13/2017	0.025	
3/1/2017	0.03	
4/24/2017	0.024	
7/24/2017	0.026	
1/12/2018	0.027	
7/12/2018	0.031	
1/30/2019	0.032	
3/27/2019	0.023	
9/11/2019	0.029	
4/1/2020	0.021	
9/16/2020	0.033	
3/17/2021	0.041	
8/19/2021	0.024	
2/23/2022		0.026
8/3/2022		0.03
2/8/2023		0.024
8/2/2023		0.021

# Prediction Limit

Constituent: Beryllium (mg/L) Analysis Run 9/14/2023 8:26 AM View: Appendix I  
Plant McIntosh Client: Southern Company Data: McIntosh LF4 CCR

	GWA-13	GWA-13
12/7/2015	<0.0025	
12/15/2015	<0.0025	
1/13/2016	<0.0025	
1/25/2016	<0.0025	
4/20/2016	<0.0025	
6/14/2016	7.1E-05 (J)	
8/9/2016	<0.0025	
9/27/2016	<0.0025	
11/15/2016	<0.0025	
1/12/2017	<0.0025	
2/28/2017	<0.0025	
4/20/2017	<0.0025	
7/18/2017	<0.0025	
1/10/2018	<0.0025	
7/11/2018	<0.0025	
1/29/2019	<0.0025	
3/26/2019	<0.0025	
9/10/2019	0.0008 (J)	
3/31/2020	<0.0025	
9/15/2020	<0.0025	
3/16/2021	0.0002 (J)	
8/18/2021	<0.0025	
2/22/2022		<0.0025
8/2/2022		<0.0025
2/6/2023		<0.0025
8/1/2023		<0.0025

# Prediction Limit

Constituent: Beryllium (mg/L) Analysis Run 9/14/2023 8:26 AM View: Appendix I  
Plant McIntosh Client: Southern Company Data: McIntosh LF4 CCR

	GWA-14	GWA-14
12/7/2015	<0.0025	
12/15/2015	<0.0025	
12/29/2015	<0.0025	
1/13/2016	<0.0025	
1/25/2016	<0.0025	
4/20/2016	<0.0025	
6/14/2016	4.4E-05 (J)	
8/9/2016	<0.0025	
9/27/2016	<0.0025	
11/15/2016	<0.0025	
1/11/2017	<0.0025	
2/28/2017	<0.0025	
4/20/2017	<0.0025	
7/19/2017	<0.0025	
1/11/2018	<0.0025	
7/11/2018	<0.0025	
1/29/2019	<0.0025	
3/26/2019	<0.0025	
9/10/2019	0.00025 (J)	
4/1/2020	<0.0025	
9/15/2020	<0.0025	
3/16/2021	<0.0025	
8/17/2021	<0.0025	
2/22/2022		<0.0025
8/2/2022		<0.0025
2/7/2023		<0.0025
8/2/2023		<0.0025

# Prediction Limit

Constituent: Beryllium (mg/L) Analysis Run 9/14/2023 8:26 AM View: Appendix I  
Plant McIntosh Client: Southern Company Data: McIntosh LF4 CCR

	GWA-15	GWA-15
12/7/2015	<0.0025	
12/15/2015	<0.0025	
12/28/2015	<0.0025	
1/13/2016	<0.0025	
1/25/2016	<0.0025	
4/21/2016	<0.0025	
6/15/2016	3.8E-05 (J)	
8/9/2016	<0.0025	
9/27/2016	<0.0025	
11/15/2016	<0.0025	
1/11/2017	<0.0025	
2/28/2017	<0.0025	
4/20/2017	<0.0025	
7/19/2017	<0.0025	
1/11/2018	<0.0025	
7/11/2018	<0.0025	
1/29/2019	<0.0025	
3/26/2019	<0.0025	
9/11/2019	<0.0025	
4/1/2020	<0.0025	
9/15/2020	<0.0025	
3/17/2021	<0.0025	
8/19/2021	<0.0025	
2/22/2022		<0.0025
8/2/2022		<0.0025
2/7/2023		<0.0025
8/1/2023		<0.0025

# Prediction Limit

Constituent: Beryllium (mg/L) Analysis Run 9/14/2023 8:26 AM View: Appendix I  
Plant McIntosh Client: Southern Company Data: McIntosh LF4 CCR

	GWA-16	GWA-16
12/7/2015	<0.0025	
12/14/2015	<0.0025	
12/28/2015	<0.0025	
1/13/2016	<0.0025	
1/25/2016	<0.0025	
4/20/2016	<0.0025	
6/15/2016	0.00011 (J)	
8/9/2016	<0.0025	
9/27/2016	<0.0025	
11/15/2016	<0.0025	
1/11/2017	<0.0025	
3/1/2017	<0.0025	
4/20/2017	<0.0025	
7/19/2017	<0.0025	
1/11/2018	<0.0025	
7/11/2018	<0.0025	
1/29/2019	<0.0025	
3/26/2019	<0.0025	
9/10/2019	0.00036 (J)	
4/1/2020	<0.0025	
9/15/2020	<0.0025	
3/16/2021	<0.0025	
8/17/2021	<0.0025	
2/22/2022		<0.0025
8/2/2022		<0.0025
2/7/2023		<0.0025
8/1/2023		<0.0025

# Prediction Limit

Constituent: Beryllium (mg/L) Analysis Run 9/14/2023 8:26 AM View: Appendix I

Plant McIntosh Client: Southern Company Data: McIntosh LF4 CCR

	GWA-2	GWA-2
8/25/2004	<0.0025	
9/11/2004	<0.0025	
9/26/2004	<0.0025	
10/13/2004	<0.0025	
7/11/2005	<0.0025	
12/7/2005	<0.0025	
6/22/2006	<0.0025	
11/28/2006	<0.0025	
7/6/2007	<0.0025	
12/13/2007	<0.0025	
6/20/2008	<0.0025	
12/7/2008	<0.0025	
7/9/2009	<0.0025	
12/28/2009	<0.0025	
6/22/2010	<0.0025	
1/4/2011	<0.0025	
7/9/2011	<0.0025	
1/21/2012	<0.0025	
7/11/2012	<0.0025	
1/20/2013	<0.0025	
7/19/2013	<0.0025	
1/15/2014	0.00011 (J)	
7/11/2014	0.0001 (J)	
1/16/2015	<0.0025	
6/20/2015	<0.0025	
1/16/2016	<0.0025	
4/19/2016	<0.0025	
6/14/2016	6.5E-05 (J)	
8/9/2016	<0.0025	
9/26/2016	<0.0025	
11/15/2016	<0.0025	
1/10/2017	<0.0025	
2/28/2017	<0.0025	
4/19/2017	<0.0025	
7/17/2017	<0.0025	
1/10/2018	<0.0025	
7/11/2018	<0.0025	
1/29/2019	6.3E-05 (J)	
3/27/2019	<0.0025	
9/11/2019	<0.0025	
4/1/2020	<0.0025	
9/15/2020	0.00024 (J)	
3/16/2021	<0.0025	
8/17/2021	0.00018 (J)	
2/22/2022		<0.0025
8/2/2022		<0.0025
2/7/2023		<0.0025
8/1/2023		<0.0025

# Prediction Limit

Constituent: Beryllium (mg/L) Analysis Run 9/14/2023 8:26 AM View: Appendix I

Plant McIntosh Client: Southern Company Data: McIntosh LF4 CCR

	GWA-3	GWA-3
8/25/2004	<0.0025	
9/11/2004	<0.0025	
9/26/2004	<0.0025	
10/13/2004	<0.0025	
7/11/2005	<0.0025	
12/7/2005	<0.0025	
6/22/2006	<0.0025	
11/28/2006	<0.0025	
7/6/2007	<0.0025	
12/13/2007	<0.0025	
6/20/2008	<0.0025	
12/7/2008	<0.0025	
7/9/2009	<0.0025	
12/28/2009	<0.0025	
6/22/2010	<0.0025	
1/5/2011	0.0018	
7/9/2011	<0.0025	
1/20/2012	<0.0025	
7/11/2012	<0.0025	
1/19/2013	<0.0025	
7/18/2013	<0.0025	
1/15/2014	<0.0025	
7/11/2014	<0.0025	
1/15/2015	<0.0025	
6/19/2015	<0.0025	
1/16/2016	<0.0025	
4/19/2016	<0.0025	
6/14/2016	3.2E-05 (J)	
8/9/2016	<0.0025	
9/27/2016	<0.0025	
11/14/2016	<0.0025	
1/10/2017	<0.0025	
2/28/2017	<0.0025	
4/19/2017	<0.0025	
7/18/2017	<0.0025	
1/10/2018	<0.0025	
7/11/2018	<0.0025	
1/29/2019	<0.0025	
3/27/2019	<0.0025	
9/11/2019	<0.0025	
4/1/2020	<0.0025	
9/15/2020	<0.0025	
3/16/2021	<0.0025	
8/17/2021	<0.0025	
2/22/2022		<0.0025
8/2/2022		<0.0025
2/7/2023		<0.0025
8/2/2023		<0.0025



# Prediction Limit

Constituent: Beryllium (mg/L) Analysis Run 9/14/2023 8:26 AM View: Appendix I

Plant McIntosh Client: Southern Company Data: McIntosh LF4 CCR

	GWA-4A	GWA-4A
8/25/2004	<0.0025	
9/11/2004	<0.0025	
9/26/2004	<0.0025	
10/13/2004	<0.0025	
7/11/2005	<0.0025	
12/7/2005	<0.0025	
6/22/2006	<0.0025	
11/28/2006	<0.0025	
7/6/2007	<0.0025	
12/13/2007	<0.0025	
6/20/2008	<0.0025	
12/7/2008	<0.0025	
7/9/2009	<0.0025	
12/30/2009	<0.0025	
6/22/2010	<0.0025	
1/4/2011	<0.0025	
7/10/2011	<0.0025	
1/21/2012	<0.0025	
7/11/2012	<0.0025	
1/20/2013	<0.0025	
7/19/2013	<0.0025	
1/16/2014	<0.0025	
7/10/2014	0.0001 (J)	
1/16/2015	<0.0025	
6/20/2015	<0.0025	
1/14/2016	<0.0025	
4/20/2016	<0.0025	
6/14/2016	8.7E-05 (J)	
8/11/2016	<0.0025	
9/27/2016	<0.0025	
11/14/2016	<0.0025	
1/10/2017	<0.0025	
2/28/2017	<0.0025	
4/20/2017	<0.0025	
7/18/2017	<0.0025	
1/10/2018	<0.0025	
7/11/2018	<0.0025	
1/29/2019	0.00011 (J)	
3/26/2019	<0.0025	
9/10/2019	0.0006 (J)	
3/31/2020	<0.0025	
9/16/2020	<0.0025	
3/17/2021	<0.0025	
8/19/2021	<0.0025	
2/23/2022		<0.0025
8/3/2022		<0.0025
2/7/2023		<0.0025
8/1/2023		<0.0025

# Prediction Limit

Constituent: Beryllium (mg/L) Analysis Run 9/14/2023 8:26 AM View: Appendix I  
Plant McIntosh Client: Southern Company Data: McIntosh LF4 CCR

	GWA-5	GWA-5
8/25/2004	<0.0025	
9/11/2004	<0.0025	
9/26/2004	<0.0025	
10/13/2004	<0.0025	
7/11/2005	0.0011	
12/7/2005	<0.0025	
6/22/2006	<0.0025	
11/28/2006	<0.0025	
7/6/2007	<0.0025	
12/13/2007	<0.0025	
6/20/2008	<0.0025	
12/7/2008	<0.0025	
7/9/2009	<0.0025	
12/29/2009	<0.0025	
6/22/2010	<0.0025	
1/4/2011	<0.0025	
7/9/2011	<0.0025	
1/21/2012	<0.0025	
7/11/2012	<0.0025	
1/19/2013	<0.0025	
7/18/2013	<0.0025	
1/15/2014	<0.0025	
7/10/2014	<0.0025	
1/15/2015	<0.0025	
6/19/2015	0.00013 (J)	
1/14/2016	<0.0025	
4/20/2016	<0.0025	
6/14/2016	5.4E-05 (J)	
8/9/2016	<0.0025	
9/27/2016	<0.0025	
11/15/2016	<0.0025	
1/11/2017	<0.0025	
1/19/2017	<0.0025	
1/24/2017	<0.0025	
2/28/2017	<0.0025	
4/20/2017	<0.0025	
7/18/2017	<0.0025	
1/10/2018	<0.0025	
7/11/2018	<0.0025	
1/29/2019	<0.0025	
3/26/2019	<0.0025	
9/10/2019	<0.0025	
3/31/2020	<0.0025	
9/15/2020	<0.0025	
3/17/2021	<0.0025	
8/19/2021	<0.0025	
2/22/2022		<0.0025
8/2/2022		<0.0025
2/7/2023		<0.0025
8/1/2023		<0.0025

# Prediction Limit

Constituent: Beryllium (mg/L) Analysis Run 9/14/2023 8:26 AM View: Appendix I

Plant McIntosh Client: Southern Company Data: McIntosh LF4 CCR

	GWC-1	GWC-1
8/25/2004	<0.0025	
9/11/2004	<0.0025	
9/26/2004	<0.0025	
7/11/2005	<0.0025	
12/7/2005	<0.0025	
6/22/2006	<0.0025	
11/28/2006	<0.0025	
7/6/2007	<0.0025	
12/13/2007	<0.0025	
6/20/2008	<0.0025	
12/7/2008	<0.0025	
7/9/2009	<0.0025	
12/28/2009	<0.0025	
6/22/2010	<0.0025	
1/4/2011	<0.0025	
7/9/2011	<0.0025	
1/21/2012	<0.0025	
7/11/2012	<0.0025	
1/20/2013	<0.0025	
7/19/2013	<0.0025	
1/15/2014	0.00016 (J)	
7/11/2014	0.00018 (J)	
1/16/2015	0.00016 (J)	
6/20/2015	0.00017 (J)	
1/16/2016	8E-05 (J)	
4/20/2016	<0.0025	
6/15/2016	0.00012 (J)	
8/10/2016	<0.0025	
9/27/2016	<0.0025	
11/15/2016	<0.0025	
1/12/2017	<0.0025	
1/23/2017	<0.0025	
3/1/2017	<0.0025	
4/20/2017	<0.0025	
7/19/2017	<0.0025	
1/11/2018	<0.0025	
7/12/2018	<0.0025	
1/30/2019	<0.0025	
3/27/2019	<0.0025	
9/11/2019	0.00021 (J)	
4/1/2020	<0.0025	
9/15/2020	<0.0025	
3/16/2021	0.00022 (J)	
8/18/2021	0.00018 (J)	
2/23/2022		<0.0025
8/3/2022		<0.0025
2/7/2023		<0.0025
8/2/2023		<0.0025

# Prediction Limit

Constituent: Beryllium (mg/L) Analysis Run 9/14/2023 8:26 AM View: Appendix I

Plant McIntosh Client: Southern Company Data: McIntosh LF4 CCR

	GWC-10	GWC-10
8/25/2004	<0.0025	
9/11/2004	<0.0025	
9/26/2004	<0.0025	
10/13/2004	<0.0025	
7/11/2005	<0.0025	
12/7/2005	<0.0025	
6/22/2006	<0.0025	
11/28/2006	<0.0025	
7/6/2007	<0.0025	
12/13/2007	<0.0025	
6/20/2008	<0.0025	
12/7/2008	<0.0025	
7/10/2009	<0.0025	
12/29/2009	<0.0025	
6/22/2010	<0.0025	
1/4/2011	<0.0025	
7/10/2011	<0.0025	
1/21/2012	<0.0025	
7/11/2012	<0.0025	
1/20/2013	<0.0025	
7/19/2013	<0.0025	
1/16/2014	<0.0025	
7/10/2014	<0.0025	
1/16/2015	<0.0025	
6/20/2015	0.00013 (J)	
1/16/2016	<0.0025	
4/21/2016	<0.0025	
6/16/2016	8.5E-05 (J)	
8/10/2016	<0.0025	
9/27/2016	<0.0025	
11/15/2016	<0.0025	
1/12/2017	<0.0025	
3/1/2017	<0.0025	
4/24/2017	<0.0025	
7/24/2017	<0.0025	
1/11/2018	<0.0025	
7/12/2018	<0.0025	
1/30/2019	<0.0025	
3/27/2019	<0.0025	
9/11/2019	<0.0025	
4/1/2020	<0.0025	
9/15/2020	<0.0025	
3/16/2021	0.00033 (J)	
8/18/2021	<0.0025	
2/23/2022		<0.0025
8/3/2022		<0.0025
2/8/2023		<0.0025
8/2/2023		<0.0025

# Prediction Limit

Constituent: Beryllium (mg/L) Analysis Run 9/14/2023 8:26 AM View: Appendix I

Plant McIntosh Client: Southern Company Data: McIntosh LF4 CCR

	GWC-11	GWC-11
8/25/2004	<0.0025	
9/11/2004	<0.0025	
9/26/2004	<0.0025	
10/13/2004	<0.0025	
7/11/2005	<0.0025	
12/7/2005	<0.0025	
6/22/2006	<0.0025	
11/28/2006	<0.0025	
7/6/2007	<0.0025	
12/13/2007	<0.0025	
6/20/2008	<0.0025	
12/7/2008	<0.0025	
7/10/2009	<0.0025	
12/29/2009	<0.0025	
6/22/2010	<0.0025	
1/5/2011	<0.0025	
7/9/2011	<0.0025	
1/21/2012	<0.0025	
7/11/2012	<0.0025	
1/19/2013	<0.0025	
7/19/2013	<0.0025	
1/15/2014	<0.0025	
7/11/2014	<0.0025	
1/16/2015	<0.0025	
6/20/2015	<0.0025	
1/14/2016	<0.0025	
4/20/2016	<0.0025	
6/15/2016	<0.0025	
8/10/2016	<0.0025	
9/27/2016	<0.0025	
11/15/2016	<0.0025	
1/12/2017	<0.0025	
3/1/2017	<0.0025	
4/24/2017	<0.0025	
7/24/2017	<0.0025	
1/11/2018	<0.0025	
7/12/2018	<0.0025	
1/30/2019	<0.0025	
3/27/2019	<0.0025	
9/11/2019	<0.0025	
4/2/2020	0.00023 (J)	
9/15/2020	<0.0025	
3/17/2021	0.00048 (J)	
8/18/2021	<0.0025	
2/23/2022		<0.0025
8/2/2022		<0.0025
2/8/2023		<0.0025
8/2/2023		<0.0025

# Prediction Limit

Constituent: Beryllium (mg/L) Analysis Run 9/14/2023 8:26 AM View: Appendix I

Plant McIntosh Client: Southern Company Data: McIntosh LF4 CCR

	GWC-12	GWC-12
8/25/2004	<0.0025	
9/11/2004	<0.0025	
9/26/2004	<0.0025	
10/13/2004	<0.0025	
7/11/2005	<0.0025	
12/7/2005	<0.0025	
6/22/2006	<0.0025	
11/28/2006	<0.0025	
7/6/2007	<0.0025	
12/13/2007	<0.0025	
6/20/2008	<0.0025	
12/7/2008	<0.0025	
7/10/2009	<0.0025	
12/28/2009	<0.0025	
6/22/2010	<0.0025	
1/4/2011	<0.0025	
7/9/2011	<0.0025	
1/20/2012	<0.0025	
7/11/2012	<0.0025	
1/19/2013	<0.0025	
7/18/2013	<0.0025	
1/15/2014	0.00017 (J)	
7/11/2014	0.00024 (J)	
1/15/2015	0.00015 (J)	
6/19/2015	0.00016 (J)	
1/16/2016	0.00014 (J)	
4/20/2016	<0.0025	
6/15/2016	0.00014 (J)	
8/10/2016	<0.0025	
9/27/2016	<0.0025	
11/15/2016	<0.0025	
1/12/2017	<0.0025	
3/1/2017	<0.0025	
4/20/2017	<0.0025	
7/20/2017	<0.0025	
1/11/2018	<0.0025	
7/12/2018	<0.0025	
1/30/2019	<0.0025	
3/27/2019	<0.0025	
9/11/2019	0.00022 (J)	
4/1/2020	<0.0025	
9/16/2020	<0.0025	
3/16/2021	0.00037 (J)	
8/18/2021	<0.0025	
2/23/2022		<0.0025
8/3/2022		0.00027 (J)
2/7/2023		<0.0025
8/2/2023		<0.0025

# Prediction Limit

Constituent: Beryllium (mg/L) Analysis Run 9/14/2023 8:26 AM View: Appendix I  
Plant McIntosh Client: Southern Company Data: McIntosh LF4 CCR

	GWC-17	GWC-17
12/8/2015	0.00046 (J)	
12/14/2015	0.00052 (J)	
12/28/2015	0.00057 (J)	
1/13/2016	0.00056 (J)	
1/26/2016	0.00057 (J)	
4/20/2016	<0.003 (o)	
6/15/2016	0.00056 (J)	
8/9/2016	0.00054 (J)	
9/27/2016	0.00056 (J)	
11/15/2016	0.00047 (J)	
1/11/2017	0.00066 (J)	
3/1/2017	0.00066 (J)	
4/20/2017	0.00055 (J)	
7/19/2017	0.00061 (J)	
1/11/2018	0.00064 (J)	
7/11/2018	0.00065 (J)	
1/29/2019	0.00062 (J)	
3/27/2019	0.00062	
9/11/2019	0.001	
4/1/2020	0.00058 (J)	
9/15/2020	0.00063 (J)	
3/16/2021	0.00062 (J)	
8/19/2021	0.00057 (J)	
2/22/2022		0.00078 (J)
8/2/2022		0.00057 (J)
2/8/2023		0.00071 (J)
8/2/2023		0.00057 (J)

# Prediction Limit

Constituent: Beryllium (mg/L) Analysis Run 9/14/2023 8:26 AM View: Appendix I  
Plant McIntosh Client: Southern Company Data: McIntosh LF4 CCR

	GWC-18	GWC-18
12/8/2015	<0.0025	
12/14/2015	<0.0025	
12/28/2015	<0.0025	
1/14/2016	<0.0025	
1/26/2016	<0.0025	
4/19/2016	<0.0025	
6/16/2016	<0.0025	
8/11/2016	<0.0025	
9/28/2016	<0.0025	
11/16/2016	<0.0025	
1/11/2017	<0.0025	
3/1/2017	<0.0025	
4/25/2017	<0.0025	
7/25/2017	<0.0025	
1/12/2018	<0.0025	
7/11/2018	<0.0025	
1/30/2019	<0.0025	
3/27/2019	<0.0025	
9/11/2019	0.00026 (J)	
4/1/2020	<0.0025	
9/15/2020	<0.0025	
3/17/2021	<0.0025	
8/19/2021	<0.0025	
2/23/2022		<0.0025
8/2/2022		<0.0025
2/7/2023		<0.0025
8/2/2023		<0.0025



# Prediction Limit

Constituent: Beryllium (mg/L) Analysis Run 9/14/2023 8:26 AM View: Appendix I  
Plant McIntosh Client: Southern Company Data: McIntosh LF4 CCR

	GWC-19	GWC-19
12/8/2015	0.00018 (J)	
12/15/2015	0.00014 (J)	
12/28/2015	9E-05 (J)	
1/14/2016	0.0001 (J)	
1/26/2016	0.00011 (J)	
4/19/2016	<0.0025	
6/16/2016	0.00011 (J)	
8/10/2016	<0.0025	
9/28/2016	<0.0025	
11/15/2016	<0.0025	
1/16/2017	<0.0025	
3/1/2017	<0.0025	
4/25/2017	<0.0025	
7/25/2017	<0.0025	
1/12/2018	<0.0025	
7/11/2018	<0.0025	
1/29/2019	0.00023 (J)	
3/27/2019	<0.0025	
9/11/2019	0.00058 (J)	
4/1/2020	<0.0025	
9/16/2020	0.00022 (J)	
3/16/2021	0.00024 (J)	
8/19/2021	<0.0025	
2/23/2022		0.00031 (J)
8/3/2022		<0.0025
2/8/2023		0.00022 (J)
8/2/2023		0.0002 (J)

# Prediction Limit

Constituent: Beryllium (mg/L) Analysis Run 9/14/2023 8:26 AM View: Appendix I  
Plant McIntosh Client: Southern Company Data: McIntosh LF4 CCR

	GWC-20	GWC-20
12/9/2015	0.00026 (J)	
12/14/2015	0.00032 (J)	
12/29/2015	0.00043 (J)	
1/14/2016	0.00032 (J)	
1/25/2016	0.00038 (J)	
4/21/2016	<0.0025	
6/16/2016	0.00032 (J)	
8/10/2016	<0.0025	
9/27/2016	<0.0025	
11/15/2016	<0.0025	
1/13/2017	<0.0025	
3/1/2017	<0.0025	
4/25/2017	<0.0025	
7/25/2017	<0.0025	
1/12/2018	<0.0025	
7/11/2018	<0.0025	
1/29/2019	0.00016 (J)	
3/27/2019	<0.0025	
9/11/2019	0.00052 (J)	
4/1/2020	<0.0025	
9/15/2020	0.00025 (J)	
3/16/2021	0.00022 (J)	
8/19/2021	<0.0025	
2/22/2022		<0.0025
8/3/2022		0.00031 (J)
2/8/2023		<0.0025
8/2/2023		<0.0025

# Prediction Limit

Constituent: Beryllium (mg/L) Analysis Run 9/14/2023 8:26 AM View: Appendix I  
Plant McIntosh Client: Southern Company Data: McIntosh LF4 CCR

	GWC-21	GWC-21
12/9/2015	<0.0025	
12/14/2015	<0.0025	
12/29/2015	<0.0025	
1/14/2016	<0.0025	
1/25/2016	<0.0025	
4/21/2016	<0.0025	
6/16/2016	<0.0025	
8/10/2016	<0.0025	
9/27/2016	0.00064 (J)	
11/15/2016	<0.0025	
1/12/2017	<0.0025	
3/1/2017	<0.0025	
4/24/2017	<0.0025	
7/25/2017	<0.0025	
1/11/2018	<0.0025	
7/11/2018	<0.0025	
1/30/2019	<0.0025	
3/27/2019	<0.0025	
9/11/2019	0.00054 (J)	
4/1/2020	<0.0025	
9/15/2020	<0.0025	
3/17/2021	<0.0025	
8/19/2021	<0.0025	
2/23/2022		<0.0025
8/4/2022		<0.0025
2/8/2023		<0.0025
8/3/2023		<0.0025

# Prediction Limit

Constituent: Beryllium (mg/L) Analysis Run 9/14/2023 8:26 AM View: Appendix I  
Plant McIntosh Client: Southern Company Data: McIntosh LF4 CCR

	GWC-23	GWC-23
6/16/2016	<0.0025	
8/10/2016	<0.0025	
9/28/2016	<0.0025	
11/16/2016	<0.0025	
1/17/2017	<0.0025	
3/2/2017	<0.0025	
4/25/2017	<0.0025	
7/13/2017	<0.0025	
7/25/2017	<0.0025	
1/12/2018	<0.0025	
7/12/2018	<0.0025	
1/30/2019	<0.0025	
3/27/2019	<0.0025	
9/11/2019	0.00026 (J)	
4/1/2020	<0.0025	
9/15/2020	<0.0025	
3/17/2021	0.00018 (J)	
8/19/2021	<0.0025	
2/23/2022		<0.0025
8/4/2022		<0.0025
2/8/2023		<0.0025
8/3/2023		<0.0025

# Prediction Limit

Constituent: Beryllium (mg/L) Analysis Run 9/14/2023 8:26 AM View: Appendix I

Plant McIntosh Client: Southern Company Data: McIntosh LF4 CCR

	GWC-9	GWC-9
8/25/2004	<0.0025	
9/11/2004	<0.0025	
9/26/2004	<0.0025	
10/13/2004	<0.0025	
7/11/2005	<0.0025	
12/7/2005	<0.0025	
6/22/2006	<0.0025	
11/28/2006	<0.0025	
7/6/2007	<0.0025	
12/13/2007	<0.0025	
6/20/2008	<0.0025	
12/7/2008	<0.0025	
7/9/2009	<0.0025	
12/29/2009	<0.0025	
6/22/2010	<0.0025	
1/5/2011	<0.0025	
7/9/2011	<0.0025	
1/21/2012	<0.0025	
7/11/2012	<0.0025	
1/19/2013	<0.0025	
7/18/2013	<0.0025	
1/15/2014	<0.0025	
7/10/2014	0.0001 (J)	
1/16/2015	<0.0025	
6/20/2015	<0.0025	
1/14/2016	<0.0025	
4/19/2016	<0.0025	
6/15/2016	7.7E-05 (J)	
8/10/2016	<0.0025	
9/27/2016	<0.0025	
11/15/2016	<0.0025	
1/13/2017	<0.0025	
3/1/2017	<0.0025	
4/24/2017	<0.0025	
7/24/2017	<0.0025	
1/12/2018	<0.0025	
7/12/2018	<0.0025	
1/30/2019	<0.0025	
3/27/2019	<0.0025	
9/11/2019	0.00021 (J)	
4/1/2020	<0.0025	
9/16/2020	<0.0025	
3/17/2021	0.00024 (J)	
8/19/2021	<0.0025	
2/23/2022		<0.0025
8/3/2022		<0.0025
2/8/2023		<0.0025
8/2/2023		<0.0025

# Prediction Limit

Constituent: Cadmium (mg/L) Analysis Run 9/14/2023 8:26 AM View: Appendix I  
Plant McIntosh Client: Southern Company Data: McIntosh LF4 CCR

	GWA-13	GWA-13
12/7/2015	<0.0025	
12/15/2015	<0.0025	
12/29/2015	<0.0025	
1/13/2016	<0.0025	
1/25/2016	<0.0025	
4/20/2016	<0.0025	
6/14/2016	0.001	
8/9/2016	<0.0025	
9/27/2016	<0.0025	
11/15/2016	<0.0025	
1/12/2017	<0.0025	
2/28/2017	<0.0025	
4/20/2017	<0.0025	
7/18/2017	<0.0025	
1/10/2018	<0.0025	
7/11/2018	<0.0025	
1/29/2019	<0.0025	
3/26/2019	<0.0025	
9/10/2019	0.00035 (J)	
3/31/2020	<0.0025	
9/15/2020	<0.0025	
3/16/2021	<0.0025	
8/18/2021	<0.0025	
2/22/2022		<0.0025
8/2/2022		<0.0025
2/6/2023		<0.0025
8/1/2023		<0.0025

# Prediction Limit

Constituent: Cadmium (mg/L) Analysis Run 9/14/2023 8:26 AM View: Appendix I  
Plant McIntosh Client: Southern Company Data: McIntosh LF4 CCR

	GWA-14	GWA-14
12/7/2015	<0.0025	
12/15/2015	<0.0025	
12/29/2015	<0.0025	
1/13/2016	<0.0025	
1/25/2016	<0.0025	
4/20/2016	<0.0025	
6/14/2016	6.2E-05 (J)	
8/9/2016	<0.0025	
9/27/2016	<0.0025	
11/15/2016	<0.0025	
1/11/2017	<0.0025	
2/28/2017	<0.0025	
4/20/2017	<0.0025	
7/19/2017	<0.0025	
1/11/2018	<0.0025	
7/11/2018	<0.0025	
1/29/2019	<0.0025	
3/26/2019	<0.0025	
9/10/2019	<0.0025	
4/1/2020	<0.0025	
9/15/2020	<0.0025	
3/16/2021	<0.0025	
8/17/2021	0.00036 (J)	
2/22/2022		<0.0025
8/2/2022		<0.0025
2/7/2023		<0.0025
8/2/2023		<0.0025

# Prediction Limit

Constituent: Cadmium (mg/L) Analysis Run 9/14/2023 8:26 AM View: Appendix I  
Plant McIntosh Client: Southern Company Data: McIntosh LF4 CCR

	GWA-16	GWA-16
12/7/2015	<0.0025	
12/14/2015	<0.0025	
12/28/2015	<0.0025	
1/13/2016	<0.0025	
1/25/2016	<0.0025	
4/20/2016	<0.0025	
6/15/2016	<0.0025	
8/9/2016	<0.0025	
9/27/2016	<0.0025	
11/15/2016	<0.0025	
1/11/2017	<0.0025	
3/1/2017	<0.0025	
4/20/2017	<0.0025	
7/19/2017	<0.0025	
1/11/2018	<0.0025	
7/11/2018	<0.0025	
1/29/2019	<0.0025	
3/26/2019	<0.0025	
9/10/2019	0.00015 (J)	
4/1/2020	<0.0025	
9/15/2020	<0.0025	
3/16/2021	<0.0025	
8/17/2021	<0.0025	
2/22/2022		<0.0025
8/2/2022		<0.0025
2/7/2023		<0.0025
8/1/2023		<0.0025



# Prediction Limit

Constituent: Cadmium (mg/L) Analysis Run 9/14/2023 8:26 AM View: Appendix I

Plant McIntosh Client: Southern Company Data: McIntosh LF4 CCR

	GWA-4A	GWA-4A
8/25/2004	<0.0025	
9/11/2004	<0.0025	
9/26/2004	<0.0025	
10/13/2004	<0.0025	
7/11/2005	<0.0025	
12/7/2005	<0.0025	
6/22/2006	<0.0025	
11/28/2006	<0.0025	
7/6/2007	<0.0025	
12/13/2007	<0.0025	
6/20/2008	<0.0025	
12/7/2008	<0.0025	
7/9/2009	<0.0025	
12/30/2009	<0.0025	
6/22/2010	<0.0025	
1/4/2011	<0.0025	
7/10/2011	<0.0025	
1/21/2012	<0.0025	
7/11/2012	<0.0025	
1/20/2013	<0.0025	
7/19/2013	<0.0025	
1/16/2014	<0.0025	
7/10/2014	<0.0025	
1/16/2015	<0.0025	
6/20/2015	<0.0025	
1/14/2016	<0.0025	
4/20/2016	0.000111 (J)	
6/14/2016	0.00013 (J)	
8/11/2016	<0.0025	
9/27/2016	<0.0025	
11/14/2016	<0.0025	
1/10/2017	<0.0025	
2/28/2017	<0.0025	
4/20/2017	<0.0025	
7/18/2017	<0.0025	
1/10/2018	<0.0025	
7/11/2018	<0.0025	
1/29/2019	<0.0025	
3/26/2019	<0.0025	
9/10/2019	0.00019 (J)	
3/31/2020	<0.0025	
9/16/2020	<0.0025	
3/17/2021	<0.0025	
8/19/2021	<0.0025	
2/23/2022		0.00024 (J)
8/3/2022		<0.0025
2/7/2023		<0.0025
8/1/2023		<0.0025

# Prediction Limit

Constituent: Cadmium (mg/L) Analysis Run 9/14/2023 8:26 AM View: Appendix I

Plant McIntosh Client: Southern Company Data: McIntosh LF4 CCR

	GWC-1	GWC-1
8/25/2004	<0.0025	
9/11/2004	<0.0025	
9/26/2004	<0.0025	
7/11/2005	<0.0025	
12/7/2005	<0.0025	
6/22/2006	<0.0025	
11/28/2006	<0.0025	
7/6/2007	<0.0025	
12/13/2007	<0.0025	
6/20/2008	<0.0025	
12/7/2008	<0.0025	
7/9/2009	<0.0025	
12/28/2009	<0.0025	
6/22/2010	<0.0025	
1/4/2011	<0.0025	
7/9/2011	<0.0025	
1/21/2012	<0.0025	
7/11/2012	<0.0025	
1/20/2013	<0.0025	
7/19/2013	<0.0025	
1/15/2014	<0.0025	
7/11/2014	<0.0025	
1/16/2015	<0.0025	
6/20/2015	<0.0025	
1/16/2016	<0.0025	
4/20/2016	<0.0025	
6/15/2016	<0.0025	
8/10/2016	<0.0025	
9/27/2016	<0.0025	
11/15/2016	<0.0025	
1/12/2017	<0.0025	
1/23/2017	<0.0025	
3/1/2017	<0.0025	
4/20/2017	<0.0025	
7/19/2017	<0.0025	
1/11/2018	<0.0025	
7/12/2018	<0.0025	
1/30/2019	<0.0025	
3/27/2019	<0.0025	
9/11/2019	<0.0025	
4/1/2020	<0.0025	
9/15/2020	<0.0025	
3/16/2021	<0.0025	
8/18/2021	<0.0025	
2/23/2022		<0.0025
8/3/2022		0.0001 (J)
2/7/2023		<0.0025
8/2/2023		<0.0025

# Prediction Limit

Constituent: Cadmium (mg/L) Analysis Run 9/14/2023 8:26 AM View: Appendix I  
Plant McIntosh Client: Southern Company Data: McIntosh LF4 CCR

	GWC-17	GWC-17
12/8/2015	0.00049 (J)	
12/14/2015	0.00053 (J)	
12/28/2015	0.00061 (J)	
1/13/2016	0.00063 (J)	
1/26/2016	0.00072 (J)	
4/20/2016	0.000633 (J)	
6/15/2016	0.00055 (J)	
8/9/2016	0.00046 (J)	
9/27/2016	0.00071 (J)	
11/15/2016	0.00056 (J)	
1/11/2017	0.0007 (J)	
3/1/2017	0.00063 (J)	
4/20/2017	0.00055 (J)	
7/19/2017	0.00072 (J)	
1/11/2018	0.00062 (J)	
7/11/2018	0.0004 (J)	
1/29/2019	0.00062 (J)	
3/27/2019	0.00041	
9/11/2019	0.00064 (J)	
4/1/2020	0.00048 (J)	
9/15/2020	0.00046 (J)	
3/16/2021	0.00057 (J)	
8/19/2021	0.00057 (J)	
2/22/2022		0.00064 (J)
8/2/2022		0.00057 (J)
2/8/2023		0.00058 (J)
8/2/2023		0.00052 (J)

# Prediction Limit

Constituent: Cadmium (mg/L) Analysis Run 9/14/2023 8:26 AM View: Appendix I  
Plant McIntosh Client: Southern Company Data: McIntosh LF4 CCR

	GWC-18	GWC-18
12/8/2015	<0.0025	
12/14/2015	<0.0025	
12/28/2015	<0.0025	
1/14/2016	<0.0025	
1/26/2016	<0.0025	
4/19/2016	<0.0025	
6/16/2016	8.5E-05 (J)	
8/11/2016	<0.0025	
9/28/2016	<0.0025	
11/16/2016	<0.0025	
1/11/2017	<0.0025	
3/1/2017	<0.0025	
4/25/2017	<0.0025	
7/25/2017	<0.0025	
1/12/2018	<0.0025	
7/11/2018	<0.0025	
1/30/2019	<0.0025	
3/27/2019	<0.0025	
9/11/2019	<0.0025	
4/1/2020	<0.0025	
9/15/2020	<0.0025	
3/17/2021	<0.0025	
8/19/2021	<0.0025	
2/23/2022		<0.0025
8/2/2022		<0.0025
2/7/2023		<0.0025
8/2/2023		<0.0025

# Prediction Limit

Constituent: Cadmium (mg/L) Analysis Run 9/14/2023 8:26 AM View: Appendix I  
Plant McIntosh Client: Southern Company Data: McIntosh LF4 CCR

	GWC-19	GWC-19
12/8/2015	<0.0025	
12/15/2015	<0.0025	
12/28/2015	<0.0025	
1/14/2016	<0.0025	
1/26/2016	<0.0025	
4/19/2016	0.00017 (J)	
6/16/2016	0.00018 (J)	
8/10/2016	<0.0025	
9/28/2016	<0.0025	
11/15/2016	<0.0025	
1/16/2017	<0.0025	
3/1/2017	<0.0025	
4/25/2017	<0.0025	
7/25/2017	<0.0025	
1/12/2018	<0.0025	
7/11/2018	<0.0025	
1/29/2019	0.0002 (J)	
3/27/2019	<0.0025	
9/11/2019	0.00031 (J)	
4/1/2020	<0.0025	
9/16/2020	<0.0025	
3/16/2021	<0.0025	
8/19/2021	<0.0025	
2/23/2022		<0.0025
8/3/2022		0.00016 (J)
2/8/2023		0.00018 (J)
8/2/2023		0.00025 (J)

# Prediction Limit

Constituent: Cadmium (mg/L) Analysis Run 9/14/2023 8:26 AM View: Appendix I  
Plant McIntosh Client: Southern Company Data: McIntosh LF4 CCR

	GWC-20	GWC-20
12/9/2015	<0.0025	
12/14/2015	0.00031 (J)	
12/29/2015	0.00075 (J)	
1/14/2016	0.00039 (J)	
1/25/2016	0.00078 (J)	
4/21/2016	0.00052 (J)	
6/16/2016	0.00044 (J)	
8/10/2016	<0.0025	
9/27/2016	<0.0025	
11/15/2016	<0.0025	
1/13/2017	0.00036 (J)	
3/1/2017	<0.0025	
4/25/2017	<0.0025	
7/25/2017	<0.0025	
1/12/2018	<0.0025	
7/11/2018	<0.0025	
1/29/2019	0.00016 (J)	
3/27/2019	<0.0025	
9/11/2019	0.00029 (J)	
4/1/2020	<0.0025	
9/15/2020	<0.0025	
3/16/2021	<0.0025	
8/19/2021	<0.0025	
2/22/2022		<0.0025
8/3/2022		0.00016 (J)
2/8/2023		0.00011 (J)
8/2/2023		0.00015 (J)

# Prediction Limit

Constituent: Cadmium (mg/L) Analysis Run 9/14/2023 8:26 AM View: Appendix I  
Plant McIntosh Client: Southern Company Data: McIntosh LF4 CCR

	GWC-21	GWC-21
12/9/2015	<0.0025	
12/14/2015	<0.0025	
12/29/2015	<0.0025	
1/14/2016	<0.0025	
1/25/2016	<0.0025	
4/21/2016	<0.0025	
6/16/2016	0.00012 (J)	
8/10/2016	<0.0025	
9/27/2016	0.00062 (J)	
11/15/2016	<0.0025	
1/12/2017	<0.0025	
3/1/2017	<0.0025	
4/24/2017	<0.0025	
7/25/2017	<0.0025	
1/11/2018	<0.0025	
7/11/2018	<0.0025	
1/30/2019	0.00014 (J)	
3/27/2019	<0.0025	
9/11/2019	0.00029 (J)	
4/1/2020	<0.0025	
9/15/2020	<0.0025	
3/17/2021	<0.0025	
8/19/2021	<0.0025	
2/23/2022		<0.0025
8/4/2022		0.00014 (J)
2/8/2023		<0.0025
8/3/2023		0.00011 (J)

# Prediction Limit

Constituent: Cadmium (mg/L) Analysis Run 9/14/2023 8:26 AM View: Appendix I  
Plant McIntosh Client: Southern Company Data: McIntosh LF4 CCR

	GWC-23	GWC-23
6/16/2016	<0.0025	
8/10/2016	<0.0025	
9/28/2016	<0.0025	
11/16/2016	<0.0025	
1/17/2017	<0.0025	
3/2/2017	<0.0025	
4/25/2017	<0.0025	
7/13/2017	<0.0025	
7/25/2017	<0.0025	
1/12/2018	<0.0025	
7/12/2018	<0.0025	
1/30/2019	0.00015 (J)	
3/27/2019	<0.0025	
9/11/2019	0.00018 (J)	
4/1/2020	<0.0025	
9/15/2020	<0.0025	
3/17/2021	<0.0025	
8/19/2021	<0.0025	
2/23/2022		<0.0025
8/4/2022		<0.0025
2/8/2023		0.00013 (J)
8/3/2023		0.0001 (J)



# Prediction Limit

Constituent: Cadmium (mg/L) Analysis Run 9/14/2023 8:26 AM View: Appendix I  
Plant McIntosh Client: Southern Company Data: McIntosh LF4 CCR

	GWC-9	GWC-9
8/25/2004	<0.0025	
9/11/2004	<0.0025	
9/26/2004	<0.0025	
10/13/2004	<0.0025	
7/11/2005	<0.0025	
12/7/2005	<0.0025	
6/22/2006	<0.0025	
11/28/2006	<0.0025	
7/6/2007	<0.0025	
12/13/2007	<0.0025	
6/20/2008	<0.0025	
12/7/2008	<0.0025	
7/9/2009	<0.0025	
12/29/2009	<0.0025	
6/22/2010	<0.0025	
1/5/2011	<0.0025	
7/9/2011	<0.0025	
1/21/2012	<0.0025	
7/11/2012	<0.0025	
1/19/2013	<0.0025	
7/18/2013	<0.0025	
1/15/2014	<0.0025	
7/10/2014	<0.0025	
1/16/2015	<0.0025	
6/20/2015	<0.0025	
1/14/2016	<0.0025	
4/19/2016	<0.0025	
6/15/2016	<0.0025	
8/10/2016	<0.0025	
9/27/2016	<0.0025	
11/15/2016	<0.0025	
1/13/2017	<0.0025	
3/1/2017	<0.0025	
4/24/2017	<0.0025	
7/24/2017	<0.0025	
1/12/2018	<0.0025	
7/12/2018	<0.0025	
1/30/2019	<0.0025	
3/27/2019	<0.0025	
9/11/2019	<0.0025	
4/1/2020	<0.0025	
9/16/2020	<0.0025	
3/17/2021	<0.0025	
8/19/2021	<0.0025	
2/23/2022		<0.0025
8/3/2022		0.00011 (J)
2/8/2023		9.5E-05 (J)
8/2/2023		<0.0025

# Prediction Limit

Constituent: Chromium (mg/L) Analysis Run 9/14/2023 8:26 AM View: Appendix I  
Plant McIntosh Client: Southern Company Data: McIntosh LF4 CCR

	GWA-13	GWA-13
12/7/2015	<0.002	
12/15/2015	<0.002	
12/29/2015	<0.002	
1/25/2016	<0.002	
4/20/2016	<0.01 (o)	
6/14/2016	0.0094 (J)	
8/9/2016	<0.002	
9/27/2016	<0.002	
11/15/2016	<0.002	
1/12/2017	<0.002	
2/28/2017	0.0049	
4/20/2017	0.0011 (J)	
7/18/2017	<0.002	
1/10/2018	<0.002	
7/11/2018	<0.002	
1/29/2019	0.0037 (J)	
3/26/2019	0.0014	
9/10/2019	0.0052	
3/31/2020	0.0019 (J)	
9/15/2020	<0.002	
3/16/2021	<0.002	
8/18/2021	<0.002	
2/22/2022		<0.002
8/2/2022		<0.002
2/6/2023		0.0025
8/1/2023		0.0018 (J)

# Prediction Limit

Constituent: Chromium (mg/L) Analysis Run 9/14/2023 8:26 AM View: Appendix I  
Plant McIntosh Client: Southern Company Data: McIntosh LF4 CCR

	GWA-14	GWA-14
12/7/2015	<0.002	
12/15/2015	<0.002	
12/29/2015	<0.002	
1/25/2016	<0.002	
4/20/2016	<0.002	
6/14/2016	0.00086 (J)	
8/9/2016	<0.002	
9/27/2016	<0.002	
11/15/2016	<0.002	
1/11/2017	<0.002	
2/28/2017	0.0047	
4/20/2017	<0.002	
7/19/2017	<0.002	
1/11/2018	<0.002	
7/11/2018	<0.002	
1/29/2019	<0.002	
3/26/2019	<0.002	
9/10/2019	0.004	
4/1/2020	<0.002	
9/15/2020	<0.002	
3/16/2021	<0.002	
8/17/2021	<0.002	
2/22/2022		<0.002
8/2/2022		<0.002
2/7/2023		0.0021
8/2/2023		0.0021

# Prediction Limit

Constituent: Chromium (mg/L) Analysis Run 9/14/2023 8:26 AM View: Appendix I  
Plant McIntosh Client: Southern Company Data: McIntosh LF4 CCR

	GWA-15	GWA-15
12/7/2015	<0.002	
12/15/2015	<0.002	
12/28/2015	<0.002	
1/25/2016	<0.002	
4/21/2016	<0.002	
6/15/2016	0.0008 (J)	
8/9/2016	<0.002	
9/27/2016	<0.002	
11/15/2016	<0.002	
1/11/2017	<0.002	
2/28/2017	0.0051	
4/20/2017	0.0012 (J)	
7/19/2017	0.0013 (J)	
1/11/2018	0.0011 (J)	
7/11/2018	<0.002	
1/29/2019	<0.002	
3/26/2019	0.0016	
9/11/2019	0.0038	
4/1/2020	0.0015 (J)	
9/15/2020	<0.002	
3/17/2021	<0.002	
8/19/2021	<0.002	
2/22/2022		<0.002
8/2/2022		<0.002
2/7/2023		0.0021
8/1/2023		0.0019 (J)

# Prediction Limit

Constituent: Chromium (mg/L) Analysis Run 9/14/2023 8:26 AM View: Appendix I  
Plant McIntosh Client: Southern Company Data: McIntosh LF4 CCR

	GWA-16	GWA-16
12/7/2015	<0.002	
12/14/2015	<0.002	
12/28/2015	<0.002	
1/25/2016	<0.002	
4/20/2016	<0.002	
6/15/2016	0.00072 (J)	
8/9/2016	<0.002	
9/27/2016	<0.002	
11/15/2016	0.0011 (J)	
1/11/2017	0.0012 (J)	
3/1/2017	0.0052	
4/20/2017	0.0013 (J)	
7/19/2017	0.0015 (J)	
1/11/2018	0.0013 (J)	
7/11/2018	0.0012 (J)	
1/29/2019	<0.002	
3/26/2019	0.0015	
9/10/2019	0.004	
4/1/2020	0.024	
9/15/2020	0.0015 (J)	
3/16/2021	0.0017 (J)	
8/17/2021	0.0019 (J)	
2/22/2022		0.0015 (J)
8/2/2022		<0.002
2/7/2023		0.0025
8/1/2023		0.0024

# Prediction Limit

Constituent: Chromium (mg/L) Analysis Run 9/14/2023 8:26 AM View: Appendix I

Plant McIntosh Client: Southern Company Data: McIntosh LF4 CCR

	GWA-2	GWA-2
8/25/2004	<0.0025	
9/11/2004	<0.0025	
9/26/2004	<0.0025	
10/13/2004	<0.0025	
7/11/2005	<0.0025	
12/7/2005	<0.0025	
6/22/2006	0.0024	
11/28/2006	0.0019	
7/6/2007	0.0021	
12/13/2007	0.0021	
6/20/2008	0.0017	
12/7/2008	0.0018	
7/9/2009	0.0015	
12/28/2009	0.002	
6/22/2010	0.0017	
1/4/2011	0.002	
7/9/2011	0.0027	
1/21/2012	<0.0025	
7/11/2012	0.0061 (O)	
1/20/2013	0.002	
7/19/2013	0.0021	
1/15/2014	0.0029	
7/11/2014	0.002	
1/16/2015	0.0026	
6/20/2015	0.002	
1/16/2016	0.0015	
4/19/2016	<0.0025	
6/14/2016	0.0017 (J)	
8/9/2016	0.0014 (J)	
9/26/2016	0.0016 (J)	
11/15/2016	0.0015 (J)	
1/10/2017	0.0015 (J)	
2/28/2017	0.0044	
4/19/2017	0.0011 (J)	
7/17/2017	0.0011 (J)	
1/10/2018	0.0014 (J)	
7/11/2018	0.0011 (J)	
1/29/2019	<0.0025	
3/27/2019	0.0016	
9/11/2019	0.004	
4/1/2020	0.0017 (J)	
9/15/2020	0.0015 (J)	
3/16/2021	0.0015 (J)	
8/17/2021	0.0016 (J)	
2/22/2022		0.0018 (J)
8/2/2022		0.0015 (J)
2/7/2023		0.0028
8/1/2023		0.0025

# Prediction Limit

Constituent: Chromium (mg/L) Analysis Run 9/14/2023 8:26 AM View: Appendix I

Plant McIntosh Client: Southern Company Data: McIntosh LF4 CCR

	GWA-3	GWA-3
8/25/2004	<0.002	
9/11/2004	0.0024	
9/26/2004	<0.002	
10/13/2004	<0.002	
7/11/2005	<0.002	
12/7/2005	<0.002	
6/22/2006	0.0021	
11/28/2006	0.0023	
7/6/2007	0.0049	
12/13/2007	0.0013	
6/20/2008	0.0025	
12/7/2008	0.0034	
7/9/2009	<0.002	
12/28/2009	0.0021	
6/22/2010	0.0018	
1/5/2011	0.077 (O)	
7/9/2011	0.004	
1/20/2012	<0.002	
7/11/2012	<0.002	
1/19/2013	0.0013	
7/18/2013	0.0022	
1/15/2014	0.0019	
7/11/2014	0.0014	
1/15/2015	0.0011 (J)	
6/19/2015	0.0012 (J)	
1/16/2016	0.0014	
4/19/2016	<0.002	
6/14/2016	0.00085 (J)	
8/9/2016	<0.002	
9/27/2016	<0.002	
11/14/2016	0.0011 (J)	
1/10/2017	0.0012 (J)	
2/28/2017	0.004	
4/19/2017	0.0011 (J)	
7/18/2017	<0.002	
1/10/2018	0.0012 (J)	
7/11/2018	0.0011 (J)	
1/29/2019	<0.002	
3/27/2019	0.0014	
9/11/2019	0.0034	
4/1/2020	<0.002	
9/15/2020	<0.002	
3/16/2021	0.0015 (J)	
8/17/2021	0.0015 (J)	
2/22/2022		<0.002
8/2/2022		<0.002
2/7/2023		0.0019 (J)
8/2/2023		0.0022

# Prediction Limit

Constituent: Chromium (mg/L) Analysis Run 9/14/2023 8:26 AM View: Appendix I

Plant McIntosh Client: Southern Company Data: McIntosh LF4 CCR

	GWA-4A	GWA-4A
8/25/2004	0.0022	
9/11/2004	<0.002	
9/26/2004	<0.002	
10/13/2004	<0.002	
7/11/2005	<0.002	
12/7/2005	<0.002	
6/22/2006	<0.002	
11/28/2006	<0.002	
7/6/2007	<0.002	
12/13/2007	<0.002	
6/20/2008	<0.002	
12/7/2008	<0.002	
7/9/2009	<0.002	
12/30/2009	0.0078	
6/22/2010	<0.002	
1/4/2011	0.0037	
7/10/2011	<0.002	
1/21/2012	<0.002	
7/11/2012	0.0096	
1/20/2013	0.0052	
7/19/2013	0.002	
1/16/2014	0.0061	
7/10/2014	<0.002	
1/16/2015	0.002	
6/20/2015	0.0011 (J)	
1/14/2016	0.0011 (J)	
4/20/2016	<0.002	
6/14/2016	0.0013 (J)	
8/11/2016	<0.002	
9/27/2016	<0.002	
11/14/2016	<0.002	
1/10/2017	<0.002	
2/28/2017	0.0048	
4/20/2017	<0.002	
7/18/2017	<0.002	
1/10/2018	<0.002	
7/11/2018	<0.002	
1/29/2019	<0.002	
3/26/2019	<0.002	
9/10/2019	0.0031	
3/31/2020	<0.002	
9/16/2020	<0.002	
3/17/2021	<0.002	
8/19/2021	<0.002	
2/23/2022		<0.002
8/3/2022		<0.002
2/7/2023		<0.002
8/1/2023		<0.002



# Prediction Limit

Constituent: Chromium (mg/L) Analysis Run 9/14/2023 8:26 AM View: Appendix I

Plant McIntosh Client: Southern Company Data: McIntosh LF4 CCR

	GWA-5	GWA-5
8/25/2004	0.22 (O)	
9/11/2004	<0.002	
9/26/2004	<0.002	
10/13/2004	<0.002	
7/11/2005	0.0023	
12/7/2005	<0.002	
6/22/2006	<0.002	
11/28/2006	<0.002	
7/6/2007	<0.002	
12/13/2007	<0.002	
6/20/2008	<0.002	
12/7/2008	<0.002	
7/9/2009	<0.002	
12/29/2009	0.004	
6/22/2010	<0.002	
1/4/2011	0.0027	
7/9/2011	<0.002	
1/21/2012	<0.002	
7/11/2012	0.0038	
1/19/2013	0.002	
7/18/2013	0.0023	
1/15/2014	0.0012 (J)	
7/10/2014	0.0012 (J)	
1/15/2015	<0.002	
6/19/2015	0.0037	
1/14/2016	<0.002	
4/20/2016	<0.002	
6/14/2016	0.0011 (J)	
8/9/2016	<0.002	
9/27/2016	<0.002	
11/15/2016	<0.002	
1/11/2017	<0.002	
1/19/2017	0.002 (J)	
1/24/2017	<0.002	
2/28/2017	0.0054	
4/20/2017	0.0013 (J)	
7/18/2017	<0.002	
1/10/2018	<0.002	
7/11/2018	<0.002	
1/29/2019	<0.002	
3/26/2019	<0.002	
9/10/2019	0.0041	
3/31/2020	<0.002	
9/15/2020	<0.002	
3/17/2021	<0.002	
8/19/2021	<0.002	
2/22/2022		<0.002
8/2/2022		<0.002
2/7/2023		0.002
8/1/2023		0.0016 (J)

# Prediction Limit

Constituent: Chromium (mg/L) Analysis Run 9/14/2023 8:26 AM View: Appendix I

Plant McIntosh Client: Southern Company Data: McIntosh LF4 CCR

	GWC-1	GWC-1
8/25/2004	<0.002	
9/11/2004	<0.002	
9/26/2004	<0.002	
7/11/2005	<0.002	
12/7/2005	0.0021	
6/22/2006	0.002	
11/28/2006	0.0024	
7/6/2007	0.0034	
12/13/2007	0.0029	
6/20/2008	0.002	
12/7/2008	0.072 (O)	
2/6/2009	0.0035	
7/9/2009	0.0017	
12/28/2009	<0.002	
6/22/2010	<0.002	
1/4/2011	0.0023	
7/9/2011	0.005	
1/21/2012	<0.002	
7/11/2012	0.0023	
1/20/2013	0.003	
7/19/2013	<0.002	
1/15/2014	0.002	
7/11/2014	0.0012 (J)	
1/16/2015	0.0011 (J)	
6/20/2015	0.0028	
1/16/2016	0.0013	
4/20/2016	<0.002	
6/15/2016	0.0011 (J)	
8/10/2016	0.0015 (J)	
9/27/2016	0.0018 (J)	
11/15/2016	0.0019 (J)	
1/12/2017	0.0012 (J)	
1/23/2017	<0.002	
3/1/2017	0.0049	
4/20/2017	<0.002	
7/19/2017	0.0017 (J)	
1/11/2018	<0.002	
7/12/2018	<0.002	
1/30/2019	<0.002	
3/27/2019	<0.002	
9/11/2019	0.0035	
4/1/2020	<0.002	
9/15/2020	<0.002	
3/16/2021	<0.002	
8/18/2021	0.0018 (J)	
2/23/2022		<0.002
8/3/2022		0.0015 (J)
2/7/2023		0.0024
8/2/2023		0.0024

# Prediction Limit

Constituent: Chromium (mg/L) Analysis Run 9/14/2023 8:26 AM View: Appendix I

Plant McIntosh Client: Southern Company Data: McIntosh LF4 CCR

	GWC-10	GWC-10
8/25/2004	<0.0013	
9/11/2004	0.0027	
9/26/2004	<0.0013	
10/13/2004	<0.0013	
7/11/2005	0.0036	
12/7/2005	0.0042	
6/22/2006	0.0045	
11/28/2006	0.0017	
7/6/2007	<0.0013	
12/13/2007	<0.0013	
6/20/2008	<0.0013	
12/7/2008	<0.0013	
7/10/2009	0.0021	
12/29/2009	0.0023	
6/22/2010	0.0051	
1/4/2011	0.0026	
7/10/2011	<0.0013	
1/21/2012	<0.0013	
7/11/2012	0.0018	
1/20/2013	0.0014	
7/19/2013	0.0032	
1/16/2014	0.0058	
7/10/2014	0.0034	
1/16/2015	0.0024	
6/20/2015	0.0072	
1/16/2016	0.0076	
4/21/2016	0.00617 (J)	
6/16/2016	0.007 (J)	
8/10/2016	0.0056	
9/27/2016	0.0057	
11/15/2016	0.0062	
1/12/2017	0.0061	
3/1/2017	0.01	
4/24/2017	0.0053	
7/24/2017	0.0055	
1/11/2018	0.0055	
7/12/2018	0.0017 (J)	
1/30/2019	0.0071 (J)	
3/27/2019	0.0035	
9/11/2019	0.004	
4/1/2020	0.0084	
9/15/2020	0.0018 (J)	
3/16/2021	0.0054	
8/18/2021	0.0026	
2/23/2022		0.0031
8/3/2022		0.0031
2/8/2023		0.0038
8/2/2023		0.0051

# Prediction Limit

Constituent: Chromium (mg/L) Analysis Run 9/14/2023 8:26 AM View: Appendix I  
Plant McIntosh Client: Southern Company Data: McIntosh LF4 CCR

	GWC-11	GWC-11
8/25/2004	0.0033	
9/11/2004	0.0038	
9/26/2004	0.0031	
10/13/2004	<0.005	
7/11/2005	0.0039	
12/7/2005	0.0053	
6/22/2006	0.0069	
11/28/2006	0.0056	
7/6/2007	0.0063	
12/13/2007	0.0058	
6/20/2008	0.013	
12/7/2008	0.0048	
7/10/2009	0.0086	
12/29/2009	0.0077	
6/22/2010	0.0046	
1/5/2011	0.0053	
7/9/2011	0.007	
1/21/2012	0.0073	
7/11/2012	0.01	
1/19/2013	0.0058	
7/19/2013	0.005	
1/15/2014	0.0081	
7/11/2014	0.0087	
1/16/2015	0.0061	
6/20/2015	0.005	
1/14/2016	0.0045	
4/20/2016	0.00856 (J)	
6/15/2016	0.0061 (J)	
8/10/2016	0.0052	
9/27/2016	0.0051	
11/15/2016	0.005	
1/12/2017	0.0051	
3/1/2017	0.0088	
4/24/2017	0.0049	
7/24/2017	0.0049	
1/11/2018	0.0044	
7/12/2018	0.0023 (J)	
1/30/2019	0.006 (J)	
3/27/2019	0.0031	
9/11/2019	0.0071	
4/2/2020	0.0055	
9/15/2020	0.0028	
3/17/2021	0.0031	
8/18/2021	0.004	
2/23/2022		0.005
8/2/2022		0.0046
2/8/2023		0.0059
8/2/2023		0.0047

# Prediction Limit

Constituent: Chromium (mg/L) Analysis Run 9/14/2023 8:26 AM View: Appendix I

Plant McIntosh Client: Southern Company Data: McIntosh LF4 CCR

	GWC-12	GWC-12
8/25/2004	<0.01	
9/11/2004	<0.01	
9/26/2004	<0.01	
10/13/2004	<0.01	
7/11/2005	<0.01	
12/7/2005	<0.01	
6/22/2006	0.002	
11/28/2006	0.0015	
7/6/2007	0.0021	
12/13/2007	0.0025	
6/20/2008	0.0017	
12/7/2008	0.0016	
7/10/2009	0.0017	
12/28/2009	0.0018	
6/22/2010	0.0018	
1/4/2011	0.0039	
7/9/2011	0.0041	
1/20/2012	<0.01	
7/11/2012	0.0052	
1/19/2013	0.0025	
7/18/2013	0.0035	
1/15/2014	0.0082	
7/11/2014	0.0048	
1/15/2015	0.0022	
6/19/2015	0.0024	
1/16/2016	0.002	
4/20/2016	<0.01	
6/15/2016	0.0016 (J)	
8/10/2016	0.0016 (J)	
9/27/2016	0.0019 (J)	
11/15/2016	0.0017 (J)	
1/12/2017	0.0017 (J)	
3/1/2017	0.0055	
4/20/2017	0.0016 (J)	
7/20/2017	0.0017 (J)	
1/11/2018	0.0016 (J)	
7/12/2018	0.0015 (J)	
1/30/2019	0.0039 (J)	
3/27/2019	0.0019	
9/11/2019	0.0036	
4/1/2020	0.0019 (J)	
9/16/2020	0.0016 (J)	
3/16/2021	0.0019 (J)	
8/18/2021	0.0037	
2/23/2022		0.0016 (J)
8/3/2022		0.0019 (J)
2/7/2023		0.002
8/2/2023		0.0023

# Prediction Limit

Constituent: Chromium (mg/L) Analysis Run 9/14/2023 8:26 AM View: Appendix I  
Plant McIntosh Client: Southern Company Data: McIntosh LF4 CCR

	GWC-17	GWC-17
12/8/2015	<0.01	
12/14/2015	<0.01	
12/28/2015	<0.01	
1/26/2016	<0.01	
4/20/2016	<0.01	
6/15/2016	0.0018 (J)	
8/9/2016	0.002 (J)	
9/27/2016	0.0021 (J)	
11/15/2016	0.002 (J)	
1/11/2017	0.0025	
3/1/2017	0.0067	
4/20/2017	0.0024 (J)	
7/19/2017	0.0025	
1/11/2018	0.0026	
7/11/2018	0.0025	
1/29/2019	0.0041 (J)	
3/27/2019	0.0028	
9/11/2019	0.0059	
4/1/2020	0.0032	
9/15/2020	0.0027	
3/16/2021	0.0031	
8/19/2021	0.0027	
2/22/2022		0.003
8/2/2022		0.0033
2/8/2023		0.0044
8/2/2023		0.0039

# Prediction Limit

Constituent: Chromium (mg/L) Analysis Run 9/14/2023 8:26 AM View: Appendix I  
Plant McIntosh Client: Southern Company Data: McIntosh LF4 CCR

---

	GWC-18	GWC-18
12/8/2015	0.0012 (J)	
12/14/2015	0.0018	
12/28/2015	0.0017	
1/26/2016	0.0013	
4/19/2016	0.00277 (J)	
6/16/2016	0.0021 (J)	
8/11/2016	0.0023 (J)	
9/28/2016	0.0022 (J)	
11/16/2016	0.0019 (J)	
1/11/2017	0.0025	
3/1/2017	0.0065	
4/25/2017	0.0026	
7/25/2017	0.0023 (J)	
1/12/2018	0.002 (J)	
7/11/2018	0.0022 (J)	
1/30/2019	0.0049 (J)	
3/27/2019	0.0025	
9/11/2019	0.0049	
4/1/2020	0.0025	
9/15/2020	0.0025	
3/17/2021	0.0027	
8/19/2021	0.0025	
2/23/2022		0.0025
8/2/2022		0.0025
2/7/2023		0.0043
8/2/2023		0.0025

# Prediction Limit

Constituent: Chromium (mg/L) Analysis Run 9/14/2023 8:26 AM View: Appendix I  
Plant McIntosh Client: Southern Company Data: McIntosh LF4 CCR

	GWC-19	GWC-19
12/8/2015	0.0026	
12/15/2015	0.0017	
12/28/2015	0.0016	
1/26/2016	0.0016	
4/19/2016	0.002	
6/16/2016	0.0016 (J)	
8/10/2016	0.0016 (J)	
9/28/2016	<0.0025	
11/15/2016	<0.0025	
1/16/2017	0.0013 (J)	
3/1/2017	0.0056	
4/25/2017	0.0019 (J)	
7/25/2017	0.0013 (J)	
1/12/2018	0.0017 (J)	
7/11/2018	0.0011 (J)	
1/29/2019	<0.0025	
3/27/2019	0.0014	
9/11/2019	0.0043	
4/1/2020	0.0018 (J)	
9/16/2020	0.0015 (J)	
3/16/2021	0.0017 (J)	
8/19/2021	0.0015 (J)	
2/23/2022		0.0016 (J)
8/3/2022		0.0017 (J)
2/8/2023		0.0026
8/2/2023		0.0023



# Prediction Limit

Constituent: Chromium (mg/L) Analysis Run 9/14/2023 8:26 AM View: Appendix I  
Plant McIntosh Client: Southern Company Data: McIntosh LF4 CCR

	GWC-20	GWC-20
12/9/2015	<0.002	
12/14/2015	<0.002	
12/29/2015	<0.002	
1/25/2016	<0.002	
4/21/2016	<0.002	
6/16/2016	0.0008 (J)	
8/10/2016	<0.002	
9/27/2016	<0.002	
11/15/2016	<0.002	
1/13/2017	<0.002	
3/1/2017	0.005	
4/25/2017	<0.002	
7/25/2017	<0.002	
1/12/2018	<0.002	
7/11/2018	<0.002	
1/29/2019	<0.002	
3/27/2019	<0.002	
9/11/2019	0.0034	
4/1/2020	<0.002	
9/15/2020	<0.002	
3/16/2021	<0.002	
8/19/2021	0.0018 (J)	
2/22/2022		<0.002
8/3/2022		<0.002
2/8/2023		0.002
8/2/2023		0.004

# Prediction Limit

Constituent: Chromium (mg/L) Analysis Run 9/14/2023 8:26 AM View: Appendix I  
Plant McIntosh Client: Southern Company Data: McIntosh LF4 CCR

	GWC-21	GWC-21
12/9/2015	<0.002	
12/14/2015	<0.002	
12/29/2015	<0.002	
1/25/2016	<0.002	
4/21/2016	<0.002	
6/16/2016	0.00031 (J)	
8/10/2016	<0.002	
9/27/2016	0.35 (o)	
11/15/2016	<0.002	
1/12/2017	<0.002	
3/1/2017	0.0044	
4/24/2017	<0.002	
7/25/2017	<0.002	
1/11/2018	<0.002	
7/11/2018	<0.002	
1/30/2019	<0.002	
3/27/2019	<0.002	
9/11/2019	0.0025	
4/1/2020	<0.002	
9/15/2020	<0.002	
3/17/2021	<0.002	
8/19/2021	<0.002	
2/23/2022		<0.002
8/4/2022		<0.002
2/8/2023		<0.002
8/3/2023		<0.002

# Prediction Limit

Constituent: Chromium (mg/L) Analysis Run 9/14/2023 8:26 AM View: Appendix I  
Plant McIntosh Client: Southern Company Data: McIntosh LF4 CCR

	GWC-23	GWC-23
6/16/2016	0.00023 (J)	
8/10/2016	<0.0025	
9/28/2016	<0.0025	
11/16/2016	<0.0025	
1/17/2017	<0.0025	
3/2/2017	0.0017 (J)	
4/25/2017	<0.0025	
7/13/2017	<0.0025	
7/25/2017	<0.0025	
1/12/2018	<0.0025	
7/12/2018	<0.0025	
1/30/2019	<0.0025	
3/27/2019	<0.0025	
9/11/2019	0.004	
4/1/2020	0.0022	
9/15/2020	0.0023	
3/17/2021	0.0027	
8/19/2021	0.0023	
2/23/2022		0.0028
8/4/2022		0.0029
2/8/2023		0.0033
8/3/2023		0.0026

# Prediction Limit

Constituent: Chromium (mg/L) Analysis Run 9/14/2023 8:26 AM View: Appendix I  
Plant McIntosh Client: Southern Company Data: McIntosh LF4 CCR

	GWC-9	GWC-9
8/25/2004	<0.002	
9/11/2004	<0.002	
9/26/2004	<0.002	
10/13/2004	<0.002	
7/11/2005	<0.002	
12/7/2005	<0.002	
6/22/2006	<0.002	
11/28/2006	<0.002	
7/6/2007	0.0017	
12/13/2007	0.0021	
6/20/2008	0.0021	
12/7/2008	0.0018	
7/9/2009	0.0024	
12/29/2009	0.0021	
6/22/2010	<0.002	
1/5/2011	0.0034	
7/9/2011	0.0018	
1/21/2012	<0.002	
7/11/2012	0.0038	
1/19/2013	0.0065 (o)	
7/18/2013	0.0029	
1/15/2014	<0.002	
7/10/2014	<0.002	
1/16/2015	<0.002	
6/20/2015	<0.002	
1/14/2016	<0.002	
4/19/2016	<0.002	
6/15/2016	0.00021	
8/10/2016	<0.002	
9/27/2016	<0.002	
11/15/2016	<0.002	
1/13/2017	0.0012 (J)	
3/1/2017	0.0043	
4/24/2017	<0.002	
7/24/2017	<0.002	
1/12/2018	<0.002	
7/12/2018	<0.002	
1/30/2019	<0.002	
3/27/2019	<0.002	
9/11/2019	0.0025	
4/1/2020	<0.002	
9/16/2020	<0.002	
3/17/2021	<0.002	
8/19/2021	<0.002	
2/23/2022		<0.002
8/3/2022		<0.002
2/8/2023		0.0013 (J)
8/2/2023		0.0012 (J)

# Prediction Limit

Constituent: Cobalt (mg/L) Analysis Run 9/14/2023 8:26 AM View: Appendix I  
Plant McIntosh Client: Southern Company Data: McIntosh LF4 CCR

	GWA-13	GWA-13
12/7/2015	0.0012 (J)	
12/15/2015	0.00099 (J)	
12/29/2015	0.0012 (J)	
1/13/2016	0.0012 (J)	
1/25/2016	0.00095 (J)	
4/20/2016	<0.0025	
6/14/2016	0.00072 (J)	
8/9/2016	0.00041 (J)	
9/27/2016	0.00058 (J)	
11/15/2016	0.00048 (J)	
1/12/2017	0.0014 (J)	
2/28/2017	0.00075 (J)	
4/20/2017	0.0005 (J)	
7/18/2017	0.00051 (J)	
1/10/2018	0.00049 (J)	
7/11/2018	<0.0025	
1/29/2019	0.00043 (J)	
3/26/2019	<0.0025	
9/10/2019	0.00064	
3/31/2020	0.00034 (J)	
9/15/2020	<0.0025	
3/16/2021	0.0005 (J)	
8/18/2021	0.00058 (J)	
2/22/2022		0.00052 (J)
8/2/2022		0.00044 (J)
2/6/2023		0.00049 (J)
8/1/2023		0.00053 (J)

# Prediction Limit

Constituent: Cobalt (mg/L) Analysis Run 9/14/2023 8:26 AM View: Appendix I  
Plant McIntosh Client: Southern Company Data: McIntosh LF4 CCR

	GWA-14	GWA-14
12/7/2015	0.001 (J)	
12/15/2015	0.00078 (J)	
12/29/2015	0.00094 (J)	
1/13/2016	0.001 (J)	
1/25/2016	0.00085 (J)	
4/20/2016	<0.0025	
6/14/2016	0.00048 (J)	
8/9/2016	0.00045 (J)	
9/27/2016	0.00046 (J)	
11/15/2016	<0.0025	
1/11/2017	<0.0025	
2/28/2017	0.00051 (J)	
4/20/2017	<0.0025	
7/19/2017	<0.0025	
1/11/2018	<0.0025	
7/11/2018	<0.0025	
1/29/2019	0.00029 (J)	
3/26/2019	<0.0025	
9/10/2019	0.00042 (J)	
4/1/2020	0.00033 (J)	
9/15/2020	<0.0025	
3/16/2021	0.00035 (J)	
8/17/2021	0.00048 (J)	
2/22/2022		0.00042 (J)
8/2/2022		0.00038 (J)
2/7/2023		0.00043 (J)
8/2/2023		0.00036 (J)

# Prediction Limit

Constituent: Cobalt (mg/L) Analysis Run 9/14/2023 8:26 AM View: Appendix I  
Plant McIntosh Client: Southern Company Data: McIntosh LF4 CCR

	GWA-15	GWA-15
12/7/2015	0.0011 (J)	
12/15/2015	0.0011 (J)	
12/28/2015	0.0016	
1/13/2016	0.0016	
1/25/2016	0.0014	
4/21/2016	<0.0025	
6/15/2016	0.00047 (J)	
8/9/2016	<0.0025	
9/27/2016	0.00045 (J)	
11/15/2016	0.00048 (J)	
1/11/2017	0.00046 (J)	
2/28/2017	0.00061 (J)	
4/20/2017	0.00042 (J)	
7/19/2017	0.00041 (J)	
1/11/2018	0.00044 (J)	
7/11/2018	0.0004 (J)	
1/29/2019	0.00037 (J)	
3/26/2019	<0.0025	
9/11/2019	0.00044 (J)	
4/1/2020	0.00036 (J)	
9/15/2020	<0.0025	
3/17/2021	0.0004 (J)	
8/19/2021	0.0004 (J)	
2/22/2022		0.00051 (J)
8/2/2022		0.00042 (J)
2/7/2023		0.0004 (J)
8/1/2023		0.00043 (J)

# Prediction Limit

Constituent: Cobalt (mg/L) Analysis Run 9/14/2023 8:26 AM View: Appendix I  
Plant McIntosh Client: Southern Company Data: McIntosh LF4 CCR

	GWA-16	GWA-16
12/7/2015	0.0012 (J)	
12/14/2015	0.001 (J)	
12/28/2015	0.0012 (J)	
1/13/2016	0.001 (J)	
1/25/2016	0.00089 (J)	
4/20/2016	<0.0025	
6/15/2016	0.00063 (J)	
8/9/2016	0.00055 (J)	
9/27/2016	0.00059 (J)	
11/15/2016	0.0005 (J)	
1/11/2017	0.00044 (J)	
3/1/2017	0.00066 (J)	
4/20/2017	0.00045 (J)	
7/19/2017	0.00047 (J)	
1/11/2018	0.00043 (J)	
7/11/2018	0.00043 (J)	
1/29/2019	0.00044 (J)	
3/26/2019	<0.0025	
9/10/2019	0.0005	
4/1/2020	0.00036 (J)	
9/15/2020	<0.0025	
3/16/2021	0.00047 (J)	
8/17/2021	0.00043 (J)	
2/22/2022		0.00048 (J)
8/2/2022		0.00049 (J)
2/7/2023		0.00047 (J)
8/1/2023		0.00055 (J)



# Prediction Limit

Constituent: Cobalt (mg/L) Analysis Run 9/14/2023 8:26 AM View: Appendix I

Plant McIntosh Client: Southern Company Data: McIntosh LF4 CCR

	GWA-2	GWA-2
8/25/2004	<0.01	
9/11/2004	<0.01	
9/26/2004	<0.01	
10/13/2004	<0.01	
7/11/2005	<0.01	
12/7/2005	<0.01	
6/22/2006	<0.01	
11/28/2006	<0.01	
7/6/2007	<0.01	
12/13/2007	<0.01	
6/20/2008	<0.01	
12/7/2008	<0.01	
7/9/2009	<0.01	
12/28/2009	<0.01	
6/22/2010	<0.01	
1/4/2011	<0.01	
7/9/2011	<0.01	
1/21/2012	<0.01	
7/11/2012	0.0017	
1/20/2013	<0.01	
7/19/2013	<0.01	
1/15/2014	0.0011 (J)	
7/11/2014	0.0012 (J)	
1/16/2015	0.00083 (J)	
6/20/2015	0.0013	
1/16/2016	0.0012 (J)	
4/19/2016	<0.01	
6/14/2016	0.001 (J)	
8/9/2016	0.0012 (J)	
9/26/2016	0.0012 (J)	
11/15/2016	0.0013 (J)	
1/10/2017	0.0011 (J)	
2/28/2017	0.0014 (J)	
4/19/2017	0.0012 (J)	
7/17/2017	0.0013 (J)	
1/10/2018	0.0013 (J)	
7/11/2018	0.0013 (J)	
1/29/2019	0.001 (J)	
3/27/2019	0.0011	
9/11/2019	0.0015	
4/1/2020	0.0013 (J)	
9/15/2020	0.00099 (J)	
3/16/2021	0.0013 (J)	
8/17/2021	0.0015 (J)	
2/22/2022		0.0015 (J)
8/2/2022		0.0013 (J)
2/7/2023		0.0012 (J)
8/1/2023		0.0015 (J)

# Prediction Limit

Constituent: Cobalt (mg/L) Analysis Run 9/14/2023 8:26 AM View: Appendix I

Plant McIntosh Client: Southern Company Data: McIntosh LF4 CCR

	GWA-3	GWA-3
8/25/2004	<0.0025	
9/11/2004	<0.0025	
9/26/2004	<0.0025	
10/13/2004	<0.0025	
7/11/2005	<0.0025	
12/7/2005	<0.0025	
6/22/2006	<0.0025	
11/28/2006	<0.0025	
7/6/2007	<0.0025	
12/13/2007	<0.0025	
6/20/2008	<0.0025	
12/7/2008	<0.0025	
7/9/2009	<0.0025	
12/28/2009	<0.0025	
6/22/2010	<0.0025	
1/5/2011	0.0066 (o)	
7/9/2011	<0.0025	
1/20/2012	<0.0025	
7/11/2012	<0.0025	
1/19/2013	<0.0025	
7/18/2013	<0.0025	
1/15/2014	<0.0025	
7/11/2014	<0.0025	
1/15/2015	<0.0025	
6/19/2015	<0.0025	
1/16/2016	<0.0025	
4/19/2016	<0.0025	
6/14/2016	0.00044 (J)	
8/9/2016	0.00042 (J)	
9/27/2016	0.00042 (J)	
11/14/2016	<0.0025	
1/10/2017	<0.0025	
2/28/2017	0.00048 (J)	
4/19/2017	<0.0025	
7/18/2017	<0.0025	
1/10/2018	<0.0025	
7/11/2018	<0.0025	
1/29/2019	0.00035 (J)	
3/27/2019	<0.0025	
9/11/2019	0.00039 (J)	
4/1/2020	0.00024 (J)	
9/15/2020	<0.0025	
3/16/2021	0.00033 (J)	
8/17/2021	0.00039 (J)	
2/22/2022		0.00037 (J)
8/2/2022		0.00031 (J)
2/7/2023		0.00026 (J)
8/2/2023		0.00032 (J)

# Prediction Limit

Constituent: Cobalt (mg/L) Analysis Run 9/14/2023 8:26 AM View: Appendix I

Plant McIntosh Client: Southern Company Data: McIntosh LF4 CCR

	GWA-4A	GWA-4A
8/25/2004	<0.0025	
9/11/2004	<0.0025	
9/26/2004	<0.0025	
10/13/2004	<0.0025	
7/11/2005	<0.0025	
12/7/2005	<0.0025	
6/22/2006	<0.0025	
11/28/2006	<0.0025	
7/6/2007	<0.0025	
12/13/2007	<0.0025	
6/20/2008	<0.0025	
12/7/2008	<0.0025	
7/9/2009	<0.0025	
12/30/2009	0.013	
6/22/2010	<0.0025	
1/4/2011	<0.0025	
7/10/2011	<0.0025	
1/21/2012	0.0061	
7/11/2012	0.01	
1/20/2013	0.0033	
7/19/2013	<0.0025	
1/16/2014	0.0027	
7/10/2014	<0.0025	
1/16/2015	0.0077	
6/20/2015	<0.0025	
1/14/2016	<0.0025	
4/20/2016	<0.0025	
6/14/2016	0.0004 (J)	
8/11/2016	0.0046	
9/27/2016	0.001 (J)	
11/14/2016	<0.0025	
1/10/2017	0.00044 (J)	
2/28/2017	0.001 (J)	
4/20/2017	0.00059 (J)	
7/18/2017	0.00079 (J)	
1/10/2018	0.0018 (J)	
7/11/2018	0.0044	
1/29/2019	0.0033	
3/26/2019	0.0037	
9/10/2019	0.0031	
3/31/2020	0.0038	
9/16/2020	0.0014 (J)	
3/17/2021	0.0014 (J)	
8/19/2021	0.0013 (J)	
2/23/2022		0.0013 (J)
8/3/2022		0.0017 (J)
2/7/2023		0.0013 (J)
8/1/2023		0.0013 (J)

# Prediction Limit

Constituent: Cobalt (mg/L) Analysis Run 9/14/2023 8:26 AM View: Appendix I

Plant McIntosh Client: Southern Company Data: McIntosh LF4 CCR

	GWA-5	GWA-5
8/25/2004	<0.01	
9/11/2004	<0.01	
9/26/2004	<0.01	
10/13/2004	<0.01	
7/11/2005	<0.01	
12/7/2005	<0.01	
6/22/2006	<0.01	
11/28/2006	<0.01	
7/6/2007	<0.01	
12/13/2007	<0.01	
6/20/2008	<0.01	
12/7/2008	<0.01	
7/9/2009	<0.01	
12/29/2009	0.011	
6/22/2010	<0.01	
1/4/2011	<0.01	
7/9/2011	<0.01	
1/21/2012	<0.01	
7/11/2012	0.0072	
1/19/2013	<0.01	
7/18/2013	<0.01	
1/15/2014	0.00075 (J)	
7/10/2014	0.0007 (J)	
1/15/2015	0.0007 (J)	
6/19/2015	0.0011 (J)	
1/14/2016	0.00064 (J)	
4/20/2016	<0.01	
6/14/2016	0.0006 (J)	
8/9/2016	0.00062 (J)	
9/27/2016	0.00059 (J)	
11/15/2016	0.00064 (J)	
1/11/2017	0.00064 (J)	
1/19/2017	0.00046 (J)	
1/24/2017	0.009	
2/28/2017	0.00078 (J)	
4/20/2017	0.00065 (J)	
7/18/2017	0.00069 (J)	
1/10/2018	0.00068 (J)	
7/11/2018	0.00071 (J)	
1/29/2019	0.00064 (J)	
3/26/2019	0.00064	
9/10/2019	0.00074	
3/31/2020	0.00067 (J)	
9/15/2020	0.0005 (J)	
3/17/2021	0.00083 (J)	
8/19/2021	0.00079 (J)	
2/22/2022		0.00076 (J)
8/2/2022		0.00085 (J)
2/7/2023		0.00094 (J)
8/1/2023		0.00086 (J)

# Prediction Limit

Constituent: Cobalt (mg/L) Analysis Run 9/14/2023 8:26 AM View: Appendix I

Plant McIntosh Client: Southern Company Data: McIntosh LF4 CCR

	GWC-1	GWC-1
8/25/2004	<0.0025	
9/11/2004	<0.0025	
9/26/2004	<0.0025	
7/11/2005	<0.0025	
12/7/2005	<0.0025	
6/22/2006	<0.0025	
11/28/2006	<0.0025	
7/6/2007	<0.0025	
12/13/2007	<0.0025	
6/20/2008	<0.0025	
12/7/2008	<0.0025	
7/9/2009	<0.0025	
12/28/2009	<0.0025	
6/22/2010	<0.0025	
1/4/2011	<0.0025	
7/9/2011	<0.0025	
1/21/2012	<0.0025	
7/11/2012	0.0013	
1/20/2013	0.0013	
7/19/2013	0.0015	
1/15/2014	0.0017	
7/11/2014	0.0018	
1/16/2015	0.0019	
6/20/2015	0.002	
1/16/2016	0.0015	
4/20/2016	<0.0025	
6/15/2016	0.0015 (J)	
8/10/2016	0.0016 (J)	
9/27/2016	0.0016 (J)	
11/15/2016	0.0015 (J)	
1/12/2017	0.0016 (J)	
1/23/2017	<0.0025	
3/1/2017	0.0021 (J)	
4/20/2017	0.0018 (J)	
7/19/2017	0.0015 (J)	
1/11/2018	0.0019 (J)	
7/12/2018	0.0018 (J)	
1/30/2019	<0.0025	
3/27/2019	0.0017	
9/11/2019	0.002	
4/1/2020	0.0016 (J)	
9/15/2020	0.0014 (J)	
3/16/2021	0.0017 (J)	
8/18/2021	0.0018 (J)	
2/23/2022		0.0017 (J)
8/3/2022		0.00034 (J)
2/7/2023		0.0016 (J)
8/2/2023		0.0016 (J)

# Prediction Limit

Constituent: Cobalt (mg/L) Analysis Run 9/14/2023 8:26 AM View: Appendix I

Plant McIntosh Client: Southern Company Data: McIntosh LF4 CCR

	GWC-10	GWC-10
8/25/2004	<0.0025	
9/11/2004	<0.0025	
9/26/2004	<0.0025	
10/13/2004	<0.0025	
7/11/2005	<0.0025	
12/7/2005	<0.0025	
6/22/2006	<0.0025	
11/28/2006	<0.0025	
7/6/2007	<0.0025	
12/13/2007	<0.0025	
6/20/2008	<0.0025	
12/7/2008	<0.0025	
7/10/2009	<0.0025	
12/29/2009	<0.0025	
6/22/2010	<0.0025	
1/4/2011	<0.0025	
7/10/2011	<0.0025	
1/21/2012	<0.0025	
7/11/2012	<0.0025	
1/20/2013	<0.0025	
7/19/2013	<0.0025	
1/16/2014	<0.0025	
7/10/2014	<0.0025	
1/16/2015	<0.0025	
6/20/2015	0.0006 (J)	
1/16/2016	<0.0025	
4/21/2016	<0.0025	
6/16/2016	1E-05 (J)	
8/10/2016	<0.0025	
9/27/2016	<0.0025	
11/15/2016	<0.0025	
1/12/2017	<0.0025	
3/1/2017	<0.0025	
4/24/2017	<0.0025	
7/24/2017	<0.0025	
1/11/2018	<0.0025	
7/12/2018	<0.0025	
1/30/2019	<0.0025	
3/27/2019	<0.0025	
9/11/2019	0.0001 (J)	
4/1/2020	<0.0025	
9/15/2020	<0.0025	
3/16/2021	<0.0025	
8/18/2021	<0.0025	
2/23/2022		<0.0025
8/3/2022		<0.0025
2/8/2023		<0.0025
8/2/2023		<0.0025

# Prediction Limit

Constituent: Cobalt (mg/L) Analysis Run 9/14/2023 8:26 AM View: Appendix I

Plant McIntosh Client: Southern Company Data: McIntosh LF4 CCR

	GWC-11	GWC-11
8/25/2004	<0.0025	
9/11/2004	<0.0025	
9/26/2004	<0.0025	
10/13/2004	<0.0025	
7/11/2005	<0.0025	
12/7/2005	<0.0025	
6/22/2006	<0.0025	
11/28/2006	<0.0025	
7/6/2007	<0.0025	
12/13/2007	<0.0025	
6/20/2008	<0.0025	
12/7/2008	<0.0025	
7/10/2009	<0.0025	
12/29/2009	0.0071	
6/22/2010	<0.0025	
1/5/2011	<0.0025	
7/9/2011	0.0037	
1/21/2012	0.0062	
7/11/2012	0.007	
1/19/2013	<0.0025	
7/19/2013	<0.0025	
1/15/2014	0.0028	
7/11/2014	<0.0025	
1/16/2015	0.0048	
6/20/2015	<0.0025	
1/14/2016	<0.0025	
4/20/2016	<0.0025	
6/15/2016	0.00011 (J)	
8/10/2016	<0.0025	
9/27/2016	<0.0025	
11/15/2016	<0.0025	
1/12/2017	<0.0025	
3/1/2017	<0.0025	
4/24/2017	<0.0025	
7/24/2017	<0.0025	
1/11/2018	<0.0025	
7/12/2018	<0.0025	
1/30/2019	<0.0025	
3/27/2019	<0.0025	
9/11/2019	<0.0025	
4/2/2020	<0.0025	
9/15/2020	<0.0025	
3/17/2021	0.00016 (J)	
8/18/2021	<0.0025	
2/23/2022		<0.0025
8/2/2022		<0.0025
2/8/2023		<0.0025
8/2/2023		<0.0025

# Prediction Limit

Constituent: Cobalt (mg/L) Analysis Run 9/14/2023 8:26 AM View: Appendix I

Plant McIntosh Client: Southern Company Data: McIntosh LF4 CCR

	GWC-12	GWC-12
8/25/2004	<0.0025	
9/11/2004	<0.0025	
9/26/2004	<0.0025	
10/13/2004	<0.0025	
7/11/2005	<0.0025	
12/7/2005	<0.0025	
6/22/2006	<0.0025	
11/28/2006	<0.0025	
7/6/2007	<0.0025	
12/13/2007	<0.0025	
6/20/2008	<0.0025	
12/7/2008	<0.0025	
7/10/2009	<0.0025	
12/28/2009	<0.0025	
6/22/2010	<0.0025	
1/4/2011	<0.0025	
7/9/2011	0.0039	
1/20/2012	<0.0025	
7/11/2012	0.012 (o)	
1/19/2013	<0.0025	
7/18/2013	<0.0025	
1/15/2014	0.005	
7/11/2014	0.00079 (J)	
1/15/2015	0.00069 (J)	
6/19/2015	0.0007 (J)	
1/16/2016	0.00061 (J)	
4/20/2016	<0.0025	
6/15/2016	0.00051 (J)	
8/10/2016	0.00052 (J)	
9/27/2016	0.00077 (J)	
11/15/2016	0.00055 (J)	
1/12/2017	0.0005 (J)	
3/1/2017	0.00079 (J)	
4/20/2017	0.00056 (J)	
7/20/2017	0.00051 (J)	
1/11/2018	0.0006 (J)	
7/12/2018	0.00056 (J)	
1/30/2019	<0.0025	
3/27/2019	0.00051	
9/11/2019	0.00067	
4/1/2020	0.00051 (J)	
9/16/2020	0.00023 (J)	
3/16/2021	0.00058 (J)	
8/18/2021	0.00065 (J)	
2/23/2022		0.00049 (J)
8/3/2022		0.00068 (J)
2/7/2023		0.00058 (J)
8/2/2023		0.00055 (J)



# Prediction Limit

Constituent: Cobalt (mg/L) Analysis Run 9/14/2023 8:26 AM View: Appendix I  
Plant McIntosh Client: Southern Company Data: McIntosh LF4 CCR

	GWC-17	GWC-17
12/8/2015	0.0018	
12/14/2015	0.0016	
12/28/2015	0.0015	
1/13/2016	0.0013	
1/26/2016	0.0012 (J)	
4/20/2016	<0.0025	
6/15/2016	0.00073 (J)	
8/9/2016	0.00069 (J)	
9/27/2016	0.00081 (J)	
11/15/2016	0.00071 (J)	
1/11/2017	0.00062 (J)	
3/1/2017	0.00081 (J)	
4/20/2017	0.00053 (J)	
7/19/2017	0.00051 (J)	
1/11/2018	0.00046 (J)	
7/11/2018	<0.0025	
1/29/2019	0.00038 (J)	
3/27/2019	<0.0025	
9/11/2019	0.00034 (J)	
4/1/2020	0.00023 (J)	
9/15/2020	<0.0025	
3/16/2021	0.00027 (J)	
8/19/2021	0.00023 (J)	
2/22/2022		<0.0025
8/2/2022		<0.0025
2/8/2023		<0.0025
8/2/2023		<0.0025

# Prediction Limit

Constituent: Cobalt (mg/L) Analysis Run 9/14/2023 8:26 AM View: Appendix I  
Plant McIntosh Client: Southern Company Data: McIntosh LF4 CCR

	GWC-18	GWC-18
12/8/2015	<0.0025	
12/14/2015	<0.0025	
12/28/2015	<0.0025	
1/14/2016	<0.0025	
1/26/2016	<0.0025	
4/19/2016	<0.0025	
6/16/2016	0.00017 (J)	
8/11/2016	<0.0025	
9/28/2016	<0.0025	
11/16/2016	<0.0025	
1/11/2017	<0.0025	
3/1/2017	<0.0025	
4/25/2017	<0.0025	
7/25/2017	<0.0025	
1/12/2018	<0.0025	
7/11/2018	<0.0025	
1/30/2019	<0.0025	
3/27/2019	<0.0025	
9/11/2019	8.2E-05 (J)	
4/1/2020	<0.0025	
9/15/2020	<0.0025	
3/17/2021	<0.0025	
8/19/2021	<0.0025	
2/23/2022		<0.0025
8/2/2022		<0.0025
2/7/2023		<0.0025
8/2/2023		<0.0025

# Prediction Limit

Constituent: Cobalt (mg/L) Analysis Run 9/14/2023 8:26 AM View: Appendix I  
Plant McIntosh Client: Southern Company Data: McIntosh LF4 CCR

	GWC-19	GWC-19
12/8/2015	0.00084 (J)	
12/15/2015	0.00063 (J)	
12/28/2015	0.00071 (J)	
1/14/2016	<0.0025	
1/26/2016	<0.0025	
4/19/2016	<0.0025	
6/16/2016	6.7E-05 (J)	
8/10/2016	<0.0025	
9/28/2016	<0.0025	
11/15/2016	<0.0025	
1/16/2017	<0.0025	
3/1/2017	<0.0025	
4/25/2017	<0.0025	
7/25/2017	<0.0025	
1/12/2018	<0.0025	
7/11/2018	<0.0025	
1/29/2019	<0.0025	
3/27/2019	<0.0025	
9/11/2019	9.9E-05 (J)	
4/1/2020	<0.0025	
9/16/2020	<0.0025	
3/16/2021	<0.0025	
8/19/2021	<0.0025	
2/23/2022		<0.0025
8/3/2022		<0.0025
2/8/2023		<0.0025
8/2/2023		<0.0025

# Prediction Limit

Constituent: Cobalt (mg/L) Analysis Run 9/14/2023 8:26 AM View: Appendix I  
Plant McIntosh Client: Southern Company Data: McIntosh LF4 CCR

	GWC-20	GWC-20
12/9/2015	0.0055	
12/14/2015	0.0073	
12/29/2015	0.0076	
1/14/2016	0.0056	
1/25/2016	0.0061	
4/21/2016	0.00468 (J)	
6/16/2016	0.0032 (J)	
8/10/2016	0.0025	
9/27/2016	0.0023 (J)	
11/15/2016	0.0019 (J)	
1/13/2017	0.0017 (J)	
3/1/2017	0.0021 (J)	
4/25/2017	0.0016 (J)	
7/25/2017	0.0016 (J)	
1/12/2018	0.0014 (J)	
7/11/2018	0.0013 (J)	
1/29/2019	0.00084 (J)	
3/27/2019	0.0012	
9/11/2019	0.0014	
4/1/2020	0.00094 (J)	
9/15/2020	0.00097 (J)	
3/16/2021	0.0009 (J)	
8/19/2021	0.00088 (J)	
2/22/2022		0.0009 (J)
8/3/2022		0.00091 (J)
2/8/2023		0.00075 (J)
8/2/2023		0.00082 (J)

# Prediction Limit

Constituent: Cobalt (mg/L) Analysis Run 9/14/2023 8:26 AM View: Appendix I  
Plant McIntosh Client: Southern Company Data: McIntosh LF4 CCR

	GWC-21	GWC-21
12/9/2015	0.0013	
12/14/2015	0.0014	
12/29/2015	0.0018	
1/14/2016	0.0018	
1/25/2016	0.0019	
4/21/2016	<0.0025	
6/16/2016	0.0021 (J)	
8/10/2016	0.0015 (J)	
9/27/2016	0.015 (o)	
11/15/2016	0.0017 (J)	
1/12/2017	0.0014 (J)	
3/1/2017	0.0019 (J)	
4/24/2017	0.0015 (J)	
7/25/2017	0.0014 (J)	
1/11/2018	0.0013 (J)	
7/11/2018	0.0012 (J)	
1/30/2019	<0.0025	
3/27/2019	0.001	
9/11/2019	0.0012	
4/1/2020	0.00088 (J)	
9/15/2020	0.00088 (J)	
3/17/2021	0.00092 (J)	
8/19/2021	0.00077 (J)	
2/23/2022		0.00079 (J)
8/4/2022		0.00083 (J)
2/8/2023		0.00077 (J)
8/3/2023		0.0007 (J)

# Prediction Limit

Constituent: Cobalt (mg/L) Analysis Run 9/14/2023 8:26 AM View: Appendix I  
Plant McIntosh Client: Southern Company Data: McIntosh LF4 CCR

---

	GWC-23	GWC-23
6/16/2016	0.0019 (J)	
8/10/2016	0.0051	
9/28/2016	0.0058	
11/16/2016	0.0063	
1/17/2017	0.0057	
3/2/2017	0.0095	
4/25/2017	0.0078	
7/13/2017	0.0061	
7/25/2017	0.0074	
1/12/2018	0.0072	
7/12/2018	0.0077	
1/30/2019	0.0061	
3/27/2019	0.006	
9/11/2019	0.0059	
4/1/2020	0.0037	
9/15/2020	0.0032	
3/17/2021	0.0035	
8/19/2021	0.0025	
2/23/2022		0.0026
8/4/2022		0.0016 (J)
2/8/2023		0.0014 (J)
8/3/2023		0.00045 (J)

# Prediction Limit

Constituent: Cobalt (mg/L) Analysis Run 9/14/2023 8:26 AM View: Appendix I

Plant McIntosh Client: Southern Company Data: McIntosh LF4 CCR

	GWC-9	GWC-9
8/25/2004	<0.0025	
9/11/2004	<0.0025	
9/26/2004	<0.0025	
10/13/2004	<0.0025	
7/11/2005	<0.0025	
12/7/2005	<0.0025	
6/22/2006	<0.0025	
11/28/2006	<0.0025	
7/6/2007	<0.0025	
12/13/2007	<0.0025	
6/20/2008	<0.0025	
12/7/2008	<0.0025	
7/9/2009	<0.0025	
12/29/2009	<0.0025	
6/22/2010	<0.0025	
1/5/2011	<0.0025	
7/9/2011	<0.0025	
1/21/2012	<0.0025	
7/11/2012	0.0013	
1/19/2013	0.0055	
7/18/2013	<0.0025	
1/15/2014	0.00052 (J)	
7/10/2014	0.00055 (J)	
1/16/2015	<0.0025	
6/20/2015	0.00052 (J)	
1/14/2016	0.00051 (J)	
4/19/2016	<0.0025	
6/15/2016	0.00052 (J)	
8/10/2016	0.0006 (J)	
9/27/2016	0.00063 (J)	
11/15/2016	0.00053 (J)	
1/13/2017	0.00052 (J)	
3/1/2017	0.00084 (J)	
4/24/2017	0.00055 (J)	
7/24/2017	0.00058 (J)	
1/12/2018	0.00054 (J)	
7/12/2018	0.00072 (J)	
1/30/2019	<0.0025	
3/27/2019	0.00051	
9/11/2019	0.00083	
4/1/2020	0.00042 (J)	
9/16/2020	0.00037 (J)	
3/17/2021	0.00092 (J)	
8/19/2021	0.00063 (J)	
2/23/2022		0.00064 (J)
8/3/2022		0.00034 (J)
2/8/2023		<0.0025
8/2/2023		<0.0025

# Prediction Limit

Constituent: Copper (mg/L) Analysis Run 9/14/2023 8:26 AM View: Appendix I  
Plant McIntosh Client: Southern Company Data: McIntosh LF4 CCR

	GWA-13	GWA-13
12/7/2015	<0.002	
12/15/2015	<0.002	
12/29/2015	<0.002	
1/13/2016	<0.002	
1/25/2016	<0.002	
6/14/2016	<0.002	
1/12/2017	<0.002	
7/18/2017	<0.002	
1/10/2018	<0.002	
7/11/2018	<0.002	
1/29/2019	<0.002	
3/26/2019	<0.002	
9/10/2019	0.00066 (J)	
3/31/2020	<0.002	
9/15/2020	<0.002	
3/16/2021	<0.002	
8/18/2021	<0.002	
2/22/2022		<0.002
8/2/2022		<0.002
2/6/2023		<0.002
8/1/2023		<0.002



# Prediction Limit

Constituent: Copper (mg/L) Analysis Run 9/14/2023 8:26 AM View: Appendix I  
Plant McIntosh Client: Southern Company Data: McIntosh LF4 CCR

	GWA-14	GWA-14
12/7/2015	<0.002	
12/15/2015	<0.002	
12/29/2015	<0.002	
1/13/2016	<0.002	
1/25/2016	0.0014 (J)	
6/14/2016	<0.002	
1/11/2017	<0.002	
7/19/2017	<0.002	
1/11/2018	<0.002	
7/11/2018	<0.002	
1/29/2019	<0.002	
3/26/2019	<0.002	
9/10/2019	0.00076 (J)	
4/1/2020	<0.002	
9/15/2020	<0.002	
3/16/2021	<0.002	
8/17/2021	<0.002	
2/22/2022		<0.002
8/2/2022		<0.002
2/7/2023		<0.002
8/2/2023		<0.002

# Prediction Limit

Constituent: Copper (mg/L) Analysis Run 9/14/2023 8:26 AM View: Appendix I  
Plant McIntosh Client: Southern Company Data: McIntosh LF4 CCR

	GWA-15	GWA-15
12/7/2015	0.00084 (J)	
12/15/2015	<0.002	
12/28/2015	<0.002	
1/13/2016	<0.002	
1/25/2016	<0.002	
6/15/2016	<0.002	
1/11/2017	<0.002	
7/19/2017	<0.002	
1/11/2018	<0.002	
7/11/2018	<0.002	
1/29/2019	<0.002	
3/26/2019	<0.002	
9/11/2019	<0.002	
4/1/2020	<0.002	
9/15/2020	<0.002	
3/17/2021	<0.002	
8/19/2021	<0.002	
2/22/2022		<0.002
8/2/2022		<0.002
2/7/2023		<0.002
8/1/2023		<0.002

# Prediction Limit

Constituent: Copper (mg/L) Analysis Run 9/14/2023 8:26 AM View: Appendix I  
Plant McIntosh Client: Southern Company Data: McIntosh LF4 CCR

	GWA-16	GWA-16
12/7/2015	0.001 (J)	
12/14/2015	<0.002	
12/28/2015	<0.002	
1/13/2016	<0.002	
1/25/2016	0.00081 (J)	
6/15/2016	<0.002	
1/11/2017	<0.002	
7/19/2017	<0.002	
1/11/2018	<0.002	
7/11/2018	<0.002	
1/29/2019	<0.002	
3/26/2019	<0.002	
9/10/2019	<0.002	
4/1/2020	<0.002	
9/15/2020	<0.002	
3/16/2021	<0.002	
8/17/2021	<0.002	
2/22/2022		<0.002
8/2/2022		<0.002
2/7/2023		<0.002
8/1/2023		<0.002

# Prediction Limit

Constituent: Copper (mg/L) Analysis Run 9/14/2023 8:26 AM View: Appendix I  
Plant McIntosh Client: Southern Company Data: McIntosh LF4 CCR

	GWA-2	GWA-2
8/25/2004	<0.002	
9/11/2004	0.003	
9/26/2004	<0.002	
10/13/2004	<0.002	
7/11/2005	<0.002	
12/7/2005	<0.002	
6/22/2006	<0.002	
11/28/2006	<0.002	
7/6/2007	<0.002	
12/13/2007	<0.002	
6/20/2008	<0.002	
12/7/2008	<0.002	
7/9/2009	<0.002	
12/28/2009	<0.002	
6/22/2010	<0.002	
1/4/2011	<0.002	
7/9/2011	<0.002	
1/21/2012	<0.002	
7/11/2012	<0.002	
1/20/2013	<0.002	
7/19/2013	<0.002	
1/15/2014	<0.002	
7/11/2014	<0.002	
1/16/2015	<0.002	
6/20/2015	<0.002	
1/16/2016	<0.002	
6/14/2016	<0.002	
1/10/2017	<0.002	
7/17/2017	<0.002	
1/10/2018	<0.002	
7/11/2018	<0.002	
1/29/2019	<0.002	
3/27/2019	<0.002	
9/11/2019	<0.002	
4/1/2020	<0.002	
9/15/2020	<0.002	
3/16/2021	<0.002	
8/17/2021	<0.002	
2/22/2022		<0.002
8/2/2022		<0.002
2/7/2023		<0.002
8/1/2023		<0.002

# Prediction Limit

Constituent: Copper (mg/L) Analysis Run 9/14/2023 8:26 AM View: Appendix I

Plant McIntosh Client: Southern Company Data: McIntosh LF4 CCR

	GWA-3	GWA-3
8/25/2004	<0.002	
9/11/2004	<0.002	
9/26/2004	0.0029	
10/13/2004	<0.002	
7/11/2005	<0.002	
12/7/2005	<0.002	
6/22/2006	0.0026	
11/28/2006	<0.002	
7/6/2007	0.0034	
12/13/2007	<0.002	
6/20/2008	<0.002	
12/7/2008	<0.002	
7/9/2009	<0.002	
12/28/2009	<0.002	
6/22/2010	<0.002	
1/5/2011	0.014 (o)	
7/9/2011	<0.002	
1/20/2012	<0.002	
7/11/2012	<0.002	
1/19/2013	<0.002	
7/18/2013	<0.002	
1/15/2014	<0.002	
7/11/2014	<0.002	
1/15/2015	<0.002	
6/19/2015	<0.002	
1/16/2016	<0.002	
6/14/2016	<0.002	
1/10/2017	<0.002	
7/18/2017	<0.002	
1/10/2018	<0.002	
7/11/2018	<0.002	
1/29/2019	<0.002	
3/27/2019	<0.002	
9/11/2019	0.00092 (J)	
4/1/2020	<0.002	
9/15/2020	0.00095 (J)	
3/16/2021	<0.002	
8/17/2021	<0.002	
2/22/2022		<0.002
8/2/2022		<0.002
2/7/2023		<0.002
8/2/2023		<0.002

# Prediction Limit

Constituent: Copper (mg/L) Analysis Run 9/14/2023 8:26 AM View: Appendix I

Plant McIntosh Client: Southern Company Data: McIntosh LF4 CCR

	GWA-4A	GWA-4A
8/25/2004	0.0023	
9/11/2004	<0.002	
9/26/2004	<0.002	
10/13/2004	<0.002	
7/11/2005	<0.002	
12/7/2005	<0.002	
6/22/2006	<0.002	
11/28/2006	<0.002	
7/6/2007	<0.002	
12/13/2007	<0.002	
6/20/2008	<0.002	
12/7/2008	<0.002	
7/9/2009	<0.002	
12/30/2009	<0.002	
6/22/2010	<0.002	
1/4/2011	<0.002	
7/10/2011	<0.002	
1/21/2012	<0.002	
7/11/2012	<0.002	
1/20/2013	<0.002	
7/19/2013	<0.002	
1/16/2014	<0.002	
7/10/2014	<0.002	
1/16/2015	<0.002	
6/20/2015	<0.002	
1/14/2016	<0.002	
6/14/2016	<0.002	
1/10/2017	<0.002	
7/18/2017	<0.002	
1/10/2018	<0.002	
7/11/2018	<0.002	
1/29/2019	<0.002	
3/26/2019	0.0021	
9/10/2019	0.0016 (J)	
3/31/2020	0.0051	
9/16/2020	0.00079 (J)	
3/17/2021	0.0012 (J)	
8/19/2021	0.00087 (J)	
2/23/2022		0.0012 (J)
8/3/2022		<0.002
2/7/2023		<0.002
8/1/2023		<0.002

# Prediction Limit

Constituent: Copper (mg/L) Analysis Run 9/14/2023 8:26 AM View: Appendix I  
Plant McIntosh Client: Southern Company Data: McIntosh LF4 CCR

	GWA-5	GWA-5
8/25/2004	<0.002	
9/11/2004	<0.002	
9/26/2004	<0.002	
10/13/2004	<0.002	
7/11/2005	<0.002	
12/7/2005	<0.002	
6/22/2006	<0.002	
11/28/2006	<0.002	
7/6/2007	<0.002	
12/13/2007	<0.002	
6/20/2008	<0.002	
12/7/2008	<0.002	
7/9/2009	<0.002	
12/29/2009	<0.002	
6/22/2010	<0.002	
1/4/2011	<0.002	
7/9/2011	<0.002	
1/21/2012	<0.002	
7/11/2012	<0.002	
1/19/2013	<0.002	
7/18/2013	<0.002	
1/15/2014	<0.002	
7/10/2014	<0.002	
1/15/2015	<0.002	
6/19/2015	<0.002	
1/14/2016	0.00084 (J)	
6/14/2016	0.0021 (J)	
1/11/2017	<0.002	
7/18/2017	<0.002	
1/10/2018	<0.002	
7/11/2018	<0.002	
1/29/2019	<0.002	
3/26/2019	<0.002	
9/10/2019	<0.002	
3/31/2020	<0.002	
9/15/2020	<0.002	
3/17/2021	<0.002	
8/19/2021	<0.002	
2/22/2022		<0.002
8/2/2022		<0.002
2/7/2023		<0.002
8/1/2023		<0.002

# Prediction Limit

Constituent: Copper (mg/L) Analysis Run 9/14/2023 8:26 AM View: Appendix I  
Plant McIntosh Client: Southern Company Data: McIntosh LF4 CCR

	GWC-1	GWC-1
8/25/2004	<0.002	
9/11/2004	<0.002	
9/26/2004	<0.002	
7/11/2005	<0.002	
12/7/2005	<0.002	
6/22/2006	<0.002	
11/28/2006	<0.002	
7/6/2007	<0.002	
12/13/2007	<0.002	
6/20/2008	<0.002	
12/7/2008	<0.002	
7/9/2009	<0.002	
12/28/2009	<0.002	
6/22/2010	<0.002	
1/4/2011	<0.002	
7/9/2011	<0.002	
1/21/2012	<0.002	
7/11/2012	<0.002	
1/20/2013	<0.002	
7/19/2013	<0.002	
1/15/2014	<0.002	
7/11/2014	<0.002	
1/16/2015	<0.002	
6/20/2015	<0.002	
1/16/2016	<0.002	
6/15/2016	<0.002	
1/12/2017	<0.002	
7/19/2017	<0.002	
1/11/2018	<0.002	
7/12/2018	<0.002	
1/30/2019	<0.002	
3/27/2019	<0.002	
9/11/2019	0.001 (J)	
4/1/2020	<0.002	
9/15/2020	<0.002	
3/16/2021	<0.002	
8/18/2021	<0.002	
2/23/2022		<0.002
8/3/2022		<0.002
2/7/2023		<0.002
8/2/2023		<0.002



# Prediction Limit

Constituent: Copper (mg/L) Analysis Run 9/14/2023 8:26 AM View: Appendix I

Plant McIntosh Client: Southern Company Data: McIntosh LF4 CCR

	GWC-11	GWC-11
8/25/2004	<0.002	
9/11/2004	<0.002	
9/26/2004	<0.002	
10/13/2004	<0.002	
7/11/2005	<0.002	
12/7/2005	<0.002	
6/22/2006	<0.002	
11/28/2006	0.0027	
7/6/2007	<0.002	
12/13/2007	<0.002	
6/20/2008	<0.002	
12/7/2008	<0.002	
7/10/2009	<0.002	
12/29/2009	<0.002	
6/22/2010	<0.002	
1/5/2011	<0.002	
7/9/2011	<0.002	
1/21/2012	<0.002	
7/11/2012	<0.002	
1/19/2013	<0.002	
7/19/2013	<0.002	
1/15/2014	<0.002	
7/11/2014	0.0014 (J)	
1/16/2015	<0.002	
6/20/2015	<0.002	
1/14/2016	<0.002	
6/15/2016	<0.002	
1/12/2017	<0.002	
7/24/2017	<0.002	
1/11/2018	<0.002	
7/12/2018	<0.002	
1/30/2019	<0.002	
3/27/2019	<0.002	
9/11/2019	<0.002	
4/2/2020	0.0013 (J)	
9/15/2020	<0.002	
3/17/2021	0.0019 (J)	
8/18/2021	<0.002	
2/23/2022		<0.002
8/2/2022		<0.002
2/8/2023		<0.002
8/2/2023		<0.002

# Prediction Limit

Constituent: Copper (mg/L) Analysis Run 9/14/2023 8:26 AM View: Appendix I  
Plant McIntosh Client: Southern Company Data: McIntosh LF4 CCR

	GWC-12	GWC-12
8/25/2004	<0.002	
9/11/2004	<0.002	
9/26/2004	<0.002	
10/13/2004	<0.002	
7/11/2005	<0.002	
12/7/2005	<0.002	
6/22/2006	<0.002	
11/28/2006	<0.002	
7/6/2007	<0.002	
12/13/2007	<0.002	
6/20/2008	<0.002	
12/7/2008	<0.002	
7/10/2009	<0.002	
12/28/2009	<0.002	
6/22/2010	<0.002	
1/4/2011	<0.002	
7/9/2011	<0.002	
1/20/2012	<0.002	
7/11/2012	<0.002	
1/19/2013	<0.002	
7/18/2013	<0.002	
1/15/2014	<0.002	
7/11/2014	<0.002	
1/15/2015	<0.002	
6/19/2015	<0.002	
1/16/2016	<0.002	
6/15/2016	<0.002	
1/12/2017	<0.002	
7/20/2017	<0.002	
1/11/2018	<0.002	
7/12/2018	<0.002	
1/30/2019	<0.002	
3/27/2019	<0.002	
9/11/2019	0.00069 (J)	
4/1/2020	<0.002	
9/16/2020	<0.002	
3/16/2021	<0.002	
8/18/2021	0.00096 (J)	
2/23/2022		<0.002
8/3/2022		<0.002
2/7/2023		<0.002
8/2/2023		<0.002

# Prediction Limit

Constituent: Copper (mg/L) Analysis Run 9/14/2023 8:26 AM View: Appendix I  
Plant McIntosh Client: Southern Company Data: McIntosh LF4 CCR

---

	GWC-17	GWC-17
12/8/2015	0.0021 (J)	
12/14/2015	0.0018 (J)	
12/28/2015	<0.002	
1/13/2016	<0.002	
1/26/2016	<0.002	
6/15/2016	<0.002	
1/11/2017	<0.002	
7/19/2017	<0.002	
1/11/2018	<0.002	
7/11/2018	<0.002	
1/29/2019	<0.002	
3/27/2019	<0.002	
9/11/2019	0.0012 (J)	
4/1/2020	<0.002	
9/15/2020	<0.002	
3/16/2021	<0.002	
8/19/2021	<0.002	
2/22/2022		<0.002
8/2/2022		<0.002
2/8/2023		<0.002
8/2/2023		<0.002

# Prediction Limit

Constituent: Copper (mg/L) Analysis Run 9/14/2023 8:26 AM View: Appendix I  
Plant McIntosh Client: Southern Company Data: McIntosh LF4 CCR

	GWC-18	GWC-18
12/8/2015	<0.002	
12/14/2015	0.00096 (J)	
12/28/2015	<0.002	
1/14/2016	<0.002	
1/26/2016	<0.002	
6/16/2016	0.00068 (J)	
1/11/2017	<0.002	
7/25/2017	<0.002	
1/12/2018	<0.002	
7/11/2018	<0.002	
1/30/2019	0.0021 (J)	
3/27/2019	<0.002	
9/11/2019	0.0011 (J)	
4/1/2020	<0.002	
9/15/2020	<0.002	
3/17/2021	0.001 (J)	
8/19/2021	0.00089 (J)	
2/23/2022		<0.002
8/2/2022		<0.002
2/7/2023		<0.002
8/2/2023		0.0013 (J)

# Prediction Limit

Constituent: Copper (mg/L) Analysis Run 9/14/2023 8:26 AM View: Appendix I  
Plant McIntosh Client: Southern Company Data: McIntosh LF4 CCR

	GWC-19	GWC-19
12/8/2015	<0.002	
12/15/2015	<0.002	
12/28/2015	<0.002	
1/14/2016	<0.002	
1/26/2016	<0.002	
6/16/2016	0.00024 (J)	
1/16/2017	<0.002	
7/25/2017	<0.002	
1/12/2018	<0.002	
7/11/2018	<0.002	
1/29/2019	<0.002	
3/27/2019	<0.002	
9/11/2019	0.00085 (J)	
4/1/2020	<0.002	
9/16/2020	<0.002	
3/16/2021	<0.002	
8/19/2021	<0.002	
2/23/2022		<0.002
8/3/2022		<0.002
2/8/2023		<0.002
8/2/2023		<0.002

# Prediction Limit

Constituent: Copper (mg/L) Analysis Run 9/14/2023 8:26 AM View: Appendix I  
Plant McIntosh Client: Southern Company Data: McIntosh LF4 CCR

	GWC-20	GWC-20
12/9/2015	<0.002	
12/14/2015	<0.002	
12/29/2015	<0.002	
1/14/2016	<0.002	
1/25/2016	<0.002	
6/16/2016	0.00032 (J)	
1/13/2017	<0.002	
7/25/2017	<0.002	
1/12/2018	<0.002	
7/11/2018	<0.002	
1/29/2019	<0.002	
3/27/2019	<0.002	
9/11/2019	0.0012 (J)	
4/1/2020	<0.002	
9/15/2020	<0.002	
3/16/2021	<0.002	
8/19/2021	<0.002	
2/22/2022		<0.002
8/3/2022		<0.002
2/8/2023		<0.002
8/2/2023		<0.002

# Prediction Limit

Constituent: Copper (mg/L) Analysis Run 9/14/2023 8:26 AM View: Appendix I  
Plant McIntosh Client: Southern Company Data: McIntosh LF4 CCR

	GWC-21	GWC-21
12/9/2015	<0.002	
12/14/2015	<0.002	
12/29/2015	0.00082 (J)	
1/14/2016	0.0064 (o)	
1/25/2016	<0.002	
6/16/2016	0.00042 (J)	
1/12/2017	<0.002	
7/25/2017	<0.002	
1/11/2018	<0.002	
7/11/2018	<0.002	
1/30/2019	<0.002	
3/27/2019	<0.002	
9/11/2019	0.00066 (J)	
4/1/2020	<0.002	
9/15/2020	<0.002	
3/17/2021	<0.002	
8/19/2021	<0.002	
2/23/2022		<0.002
8/4/2022		<0.002
2/8/2023		<0.002
8/3/2023		<0.002

# Prediction Limit

Constituent: Copper (mg/L) Analysis Run 9/14/2023 8:26 AM View: Appendix I  
Plant McIntosh Client: Southern Company Data: McIntosh LF4 CCR

---

	GWC-23	GWC-23
6/16/2016	0.0011 (J)	
1/17/2017	<0.002	
7/25/2017	<0.002	
1/12/2018	<0.002	
7/12/2018	<0.002	
1/30/2019	<0.002	
3/27/2019	<0.002	
9/11/2019	0.00092 (J)	
4/1/2020	<0.002	
9/15/2020	<0.002	
3/17/2021	<0.002	
8/19/2021	0.0013 (J)	
2/23/2022		<0.002
8/4/2022		<0.002
2/8/2023		<0.002
8/3/2023		<0.002



# Prediction Limit

Constituent: Copper (mg/L) Analysis Run 9/14/2023 8:26 AM View: Appendix I  
Plant McIntosh Client: Southern Company Data: McIntosh LF4 CCR

	GWC-9	GWC-9
8/25/2004	<0.002	
9/11/2004	<0.002	
9/26/2004	0.0021	
10/13/2004	<0.002	
7/11/2005	<0.002	
12/7/2005	<0.002	
6/22/2006	<0.002	
11/28/2006	<0.002	
7/6/2007	<0.002	
12/13/2007	<0.002	
6/20/2008	<0.002	
12/7/2008	<0.002	
7/9/2009	<0.002	
12/29/2009	<0.002	
6/22/2010	<0.002	
1/5/2011	<0.002	
7/9/2011	<0.002	
1/21/2012	<0.002	
7/11/2012	<0.002	
1/19/2013	<0.002	
7/18/2013	<0.002	
1/15/2014	<0.002	
7/10/2014	<0.002	
1/16/2015	<0.002	
6/20/2015	<0.002	
1/14/2016	<0.002	
6/15/2016	<0.002	
1/13/2017	<0.002	
7/24/2017	<0.002	
1/12/2018	<0.002	
7/12/2018	<0.002	
1/30/2019	0.002 (J)	
3/27/2019	<0.002	
9/11/2019	0.00092 (J)	
4/1/2020	<0.002	
9/16/2020	<0.002	
3/17/2021	<0.002	
8/19/2021	<0.002	
2/23/2022		<0.002
8/3/2022		<0.002
2/8/2023		<0.002
8/2/2023		<0.002

# Prediction Limit

Constituent: Lead (mg/L) Analysis Run 9/14/2023 8:26 AM View: Appendix I  
Plant McIntosh Client: Southern Company Data: McIntosh LF4 CCR

	GWA-13	GWA-13
12/7/2015	<0.001	
12/15/2015	<0.001	
12/29/2015	<0.001	
1/13/2016	<0.001	
1/25/2016	<0.001	
4/20/2016	<0.001	
6/14/2016	<0.001	
8/9/2016	<0.001	
9/27/2016	<0.001	
11/15/2016	<0.001	
1/12/2017	<0.001	
2/28/2017	<0.001	
4/20/2017	<0.001	
7/18/2017	<0.001	
1/10/2018	<0.001	
7/11/2018	<0.001	
1/29/2019	<0.001	
3/26/2019	<0.001	
9/10/2019	0.00058 (J)	
3/31/2020	<0.001	
9/15/2020	<0.001	
3/16/2021	<0.001	
8/18/2021	<0.001	
2/22/2022		<0.001
8/2/2022		<0.001
2/6/2023		<0.001
8/1/2023		<0.001

# Prediction Limit

Constituent: Lead (mg/L) Analysis Run 9/14/2023 8:26 AM View: Appendix I  
Plant McIntosh Client: Southern Company Data: McIntosh LF4 CCR

	GWA-14	GWA-14
12/7/2015	<0.001	
12/15/2015	<0.001	
12/29/2015	<0.001	
1/13/2016	<0.001	
1/25/2016	<0.001	
4/20/2016	<0.001	
6/14/2016	<0.001	
8/9/2016	<0.001	
9/27/2016	<0.001	
11/15/2016	<0.001	
1/11/2017	<0.001	
2/28/2017	<0.001	
4/20/2017	<0.001	
7/19/2017	<0.001	
1/11/2018	<0.001	
7/11/2018	<0.001	
1/29/2019	<0.001	
3/26/2019	<0.001	
9/10/2019	0.00013 (J)	
4/1/2020	<0.001	
9/15/2020	<0.001	
3/16/2021	<0.001	
8/17/2021	0.00021 (J)	
2/22/2022		<0.001
8/2/2022		<0.001
2/7/2023		<0.001
8/2/2023		<0.001

# Prediction Limit

Constituent: Lead (mg/L) Analysis Run 9/14/2023 8:26 AM View: Appendix I  
Plant McIntosh Client: Southern Company Data: McIntosh LF4 CCR

	GWA-16	GWA-16
12/7/2015	<0.001	
12/14/2015	<0.001	
12/28/2015	<0.001	
1/13/2016	<0.001	
1/25/2016	<0.001	
4/20/2016	<0.001	
6/15/2016	<0.001	
8/9/2016	<0.001	
9/27/2016	<0.001	
11/15/2016	<0.001	
1/11/2017	<0.001	
3/1/2017	<0.001	
4/20/2017	<0.001	
7/19/2017	<0.001	
1/11/2018	<0.001	
7/11/2018	<0.001	
1/29/2019	<0.001	
3/26/2019	<0.001	
9/10/2019	0.00013 (J)	
4/1/2020	<0.001	
9/15/2020	0.00024 (J)	
3/16/2021	<0.001	
8/17/2021	<0.001	
2/22/2022		<0.001
8/2/2022		<0.001
2/7/2023		<0.001
8/1/2023		<0.001

# Prediction Limit

Constituent: Lead (mg/L) Analysis Run 9/14/2023 8:26 AM View: Appendix I

Plant McIntosh Client: Southern Company Data: McIntosh LF4 CCR

	GWA-2	GWA-2
8/25/2004	<0.001	
9/11/2004	<0.001	
9/26/2004	<0.001	
10/13/2004	<0.001	
7/11/2005	<0.001	
12/7/2005	<0.001	
6/22/2006	<0.001	
11/28/2006	<0.001	
7/6/2007	<0.001	
12/13/2007	<0.001	
6/20/2008	<0.001	
12/7/2008	<0.001	
7/9/2009	<0.001	
12/28/2009	<0.001	
6/22/2010	<0.001	
1/4/2011	<0.001	
7/9/2011	<0.001	
1/21/2012	<0.001	
7/11/2012	<0.001	
1/20/2013	<0.001	
7/19/2013	<0.001	
1/15/2014	<0.001	
7/11/2014	<0.001	
1/16/2015	<0.001	
6/20/2015	<0.001	
1/16/2016	<0.001	
4/19/2016	<0.001	
6/14/2016	<0.001	
8/9/2016	<0.001	
9/26/2016	<0.001	
11/15/2016	<0.001	
1/10/2017	<0.001	
2/28/2017	<0.001	
4/19/2017	<0.001	
7/17/2017	<0.001	
1/10/2018	<0.001	
7/11/2018	<0.001	
1/29/2019	<0.001	
3/27/2019	<0.001	
9/11/2019	<0.001	
4/1/2020	<0.001	
9/15/2020	<0.001	
3/16/2021	<0.001	
8/17/2021	0.00081 (J)	
2/22/2022		0.0054
8/2/2022		0.00043 (J)
2/7/2023		0.0015
8/1/2023		0.00088 (J)

# Prediction Limit

Constituent: Lead (mg/L) Analysis Run 9/14/2023 8:26 AM View: Appendix I

Plant McIntosh Client: Southern Company Data: McIntosh LF4 CCR

	GWA-3	GWA-3
8/25/2004	<0.001	
9/11/2004	<0.001	
9/26/2004	<0.001	
10/13/2004	<0.001	
7/11/2005	<0.001	
12/7/2005	<0.001	
6/22/2006	<0.001	
11/28/2006	<0.001	
7/6/2007	<0.001	
12/13/2007	<0.001	
6/20/2008	<0.001	
12/7/2008	<0.001	
7/9/2009	<0.001	
12/28/2009	<0.001	
6/22/2010	<0.001	
1/5/2011	0.014 (o)	
7/9/2011	<0.001	
1/20/2012	<0.001	
7/11/2012	<0.001	
1/19/2013	<0.001	
7/18/2013	<0.001	
1/15/2014	<0.001	
7/11/2014	<0.001	
1/15/2015	<0.001	
6/19/2015	<0.001	
1/16/2016	<0.001	
4/19/2016	<0.001	
6/14/2016	<0.001	
8/9/2016	<0.001	
9/27/2016	<0.001	
11/14/2016	<0.001	
1/10/2017	<0.001	
2/28/2017	<0.001	
4/19/2017	<0.001	
7/18/2017	<0.001	
1/10/2018	<0.001	
7/11/2018	<0.001	
1/29/2019	<0.001	
3/27/2019	<0.001	
9/11/2019	<0.001	
4/1/2020	<0.001	
9/15/2020	<0.001	
3/16/2021	<0.001	
8/17/2021	<0.001	
2/22/2022		<0.001
8/2/2022		0.015
2/7/2023		<0.001
8/2/2023		<0.001

# Prediction Limit

Constituent: Lead (mg/L) Analysis Run 9/14/2023 8:26 AM View: Appendix I  
Plant McIntosh Client: Southern Company Data: McIntosh LF4 CCR

	GWA-4A	GWA-4A
8/25/2004	<0.001	
9/11/2004	<0.001	
9/26/2004	<0.001	
10/13/2004	<0.001	
7/11/2005	<0.001	
12/7/2005	<0.001	
6/22/2006	<0.001	
11/28/2006	<0.001	
7/6/2007	<0.001	
12/13/2007	<0.001	
6/20/2008	<0.001	
12/7/2008	<0.001	
7/9/2009	<0.001	
12/30/2009	<0.001	
6/22/2010	<0.001	
1/4/2011	<0.001	
7/10/2011	<0.001	
1/21/2012	<0.001	
7/11/2012	<0.001	
1/20/2013	<0.001	
7/19/2013	<0.001	
1/16/2014	<0.001	
7/10/2014	<0.001	
1/16/2015	<0.001	
6/20/2015	<0.001	
1/14/2016	<0.001	
4/20/2016	<0.001	
6/14/2016	<0.001	
8/11/2016	<0.001	
9/27/2016	<0.001	
11/14/2016	<0.001	
1/10/2017	<0.001	
2/28/2017	<0.001	
4/20/2017	<0.001	
7/18/2017	<0.001	
1/10/2018	<0.001	
7/11/2018	<0.001	
1/29/2019	<0.001	
3/26/2019	<0.001	
9/10/2019	0.00051 (J)	
3/31/2020	0.00024 (J)	
9/16/2020	<0.001	
3/17/2021	<0.001	
8/19/2021	<0.001	
2/23/2022		0.00019 (J)
8/3/2022		0.0037
2/7/2023		<0.001
8/1/2023		<0.001

# Prediction Limit

Constituent: Lead (mg/L) Analysis Run 9/14/2023 8:26 AM View: Appendix I

Plant McIntosh Client: Southern Company Data: McIntosh LF4 CCR

	GWA-5	GWA-5
8/25/2004	<0.001	
9/11/2004	<0.001	
9/26/2004	<0.001	
10/13/2004	<0.001	
7/11/2005	<0.001	
12/7/2005	<0.001	
6/22/2006	<0.001	
11/28/2006	<0.001	
7/6/2007	<0.001	
12/13/2007	<0.001	
6/20/2008	<0.001	
12/7/2008	<0.001	
7/9/2009	<0.001	
12/29/2009	<0.001	
6/22/2010	<0.001	
1/4/2011	<0.001	
7/9/2011	<0.001	
1/21/2012	<0.001	
7/11/2012	<0.001	
1/19/2013	<0.001	
7/18/2013	<0.001	
1/15/2014	<0.001	
7/10/2014	<0.001	
1/15/2015	<0.001	
6/19/2015	<0.001	
1/14/2016	<0.001	
4/20/2016	<0.001	
6/14/2016	0.00019 (J)	
8/9/2016	<0.001	
9/27/2016	<0.001	
11/15/2016	<0.001	
1/11/2017	<0.001	
1/19/2017	0.001 (J)	
1/24/2017	<0.001	
2/28/2017	<0.001	
4/20/2017	0.00041 (J)	
7/18/2017	<0.001	
1/10/2018	<0.001	
7/11/2018	<0.001	
1/29/2019	<0.001	
3/26/2019	<0.001	
9/10/2019	0.00074 (J)	
3/31/2020	<0.001	
9/15/2020	<0.001	
3/17/2021	<0.001	
8/19/2021	<0.001	
2/22/2022		<0.001
8/2/2022		<0.001
2/7/2023		<0.001
8/1/2023		<0.001



# Prediction Limit

Constituent: Lead (mg/L) Analysis Run 9/14/2023 8:26 AM View: Appendix I

Plant McIntosh Client: Southern Company Data: McIntosh LF4 CCR

	GWC-11	GWC-11
8/25/2004	<0.001	
9/11/2004	<0.001	
9/26/2004	<0.001	
10/13/2004	<0.001	
7/11/2005	<0.001	
12/7/2005	<0.001	
6/22/2006	<0.001	
11/28/2006	<0.001	
7/6/2007	<0.001	
12/13/2007	<0.001	
6/20/2008	<0.001	
12/7/2008	<0.001	
7/10/2009	<0.001	
12/29/2009	<0.001	
6/22/2010	<0.001	
1/5/2011	<0.001	
7/9/2011	<0.001	
1/21/2012	<0.001	
7/11/2012	<0.001	
1/19/2013	<0.001	
7/19/2013	<0.001	
1/15/2014	<0.001	
7/11/2014	<0.001	
1/16/2015	<0.001	
6/20/2015	<0.001	
1/14/2016	<0.001	
4/20/2016	<0.001	
6/15/2016	0.0002 (J)	
8/10/2016	<0.001	
9/27/2016	<0.001	
11/15/2016	<0.001	
1/12/2017	<0.001	
3/1/2017	<0.001	
4/24/2017	0.00037 (J)	
7/24/2017	<0.001	
1/11/2018	<0.001	
7/12/2018	<0.001	
1/30/2019	<0.001	
3/27/2019	<0.001	
9/11/2019	<0.001	
4/2/2020	0.00025 (J)	
9/15/2020	<0.001	
3/17/2021	0.00031 (J)	
8/18/2021	<0.001	
2/23/2022		0.00017 (J)
8/2/2022		<0.001
2/8/2023		<0.001
8/2/2023		<0.001

# Prediction Limit

Constituent: Lead (mg/L) Analysis Run 9/14/2023 8:26 AM View: Appendix I  
Plant McIntosh Client: Southern Company Data: McIntosh LF4 CCR

	GWC-18	GWC-18
12/8/2015	<0.001	
12/14/2015	<0.001	
12/28/2015	<0.001	
1/14/2016	<0.001	
1/26/2016	<0.001	
4/19/2016	<0.001	
6/16/2016	0.00015 (J)	
8/11/2016	<0.001	
9/28/2016	<0.001	
11/16/2016	<0.001	
1/11/2017	<0.001	
3/1/2017	<0.001	
4/25/2017	<0.001	
7/25/2017	<0.001	
1/12/2018	<0.001	
7/11/2018	<0.001	
1/30/2019	0.00067 (J)	
3/27/2019	<0.001	
9/11/2019	0.00017 (J)	
4/1/2020	<0.001	
9/15/2020	<0.001	
3/17/2021	0.00015 (J)	
8/19/2021	0.00037 (J)	
2/23/2022		0.00026 (J)
8/2/2022		0.00029 (J)
2/7/2023		0.00035 (J)
8/2/2023		<0.001

# Prediction Limit

Constituent: Lead (mg/L) Analysis Run 9/14/2023 8:26 AM View: Appendix I  
Plant McIntosh Client: Southern Company Data: McIntosh LF4 CCR

	GWC-20	GWC-20
12/9/2015	<0.001	
12/14/2015	<0.001	
12/29/2015	<0.001	
1/14/2016	<0.001	
1/25/2016	<0.001	
4/21/2016	<0.001	
6/16/2016	<0.001	
8/10/2016	<0.001	
9/27/2016	<0.001	
11/15/2016	<0.001	
1/13/2017	<0.001	
3/1/2017	<0.001	
4/25/2017	<0.001	
7/25/2017	<0.001	
1/12/2018	<0.001	
7/11/2018	<0.001	
1/29/2019	<0.001	
3/27/2019	<0.001	
9/11/2019	0.00024 (J)	
4/1/2020	<0.001	
9/15/2020	<0.001	
3/16/2021	<0.001	
8/19/2021	<0.001	
2/22/2022		<0.001
8/3/2022		<0.001
2/8/2023		<0.001
8/2/2023		<0.001

# Prediction Limit

Constituent: Lead (mg/L) Analysis Run 9/14/2023 8:26 AM View: Appendix I  
Plant McIntosh Client: Southern Company Data: McIntosh LF4 CCR

	GWC-21	GWC-21
12/9/2015	<0.001	
12/14/2015	<0.001	
12/29/2015	<0.001	
1/14/2016	<0.001	
1/25/2016	<0.001	
4/21/2016	<0.001	
6/16/2016	<0.001	
8/10/2016	<0.001	
9/27/2016	0.00079 (J)	
11/15/2016	<0.001	
1/12/2017	<0.001	
3/1/2017	<0.001	
4/24/2017	<0.001	
7/25/2017	<0.001	
1/11/2018	<0.001	
7/11/2018	<0.001	
1/30/2019	<0.001	
3/27/2019	<0.001	
9/11/2019	0.00021 (J)	
4/1/2020	<0.001	
9/15/2020	<0.001	
3/17/2021	<0.001	
8/19/2021	<0.001	
2/23/2022		<0.001
8/4/2022		<0.001
2/8/2023		<0.001
8/3/2023		<0.001

# Prediction Limit

Constituent: Lead (mg/L) Analysis Run 9/14/2023 8:26 AM View: Appendix I  
Plant McIntosh Client: Southern Company Data: McIntosh LF4 CCR

	GWC-23	GWC-23
6/16/2016	<0.001	
8/10/2016	<0.001	
9/28/2016	<0.001	
11/16/2016	<0.001	
1/17/2017	<0.001	
3/2/2017	<0.001	
4/25/2017	<0.001	
7/13/2017	<0.001	
7/25/2017	<0.001	
1/12/2018	<0.001	
7/12/2018	<0.001	
1/30/2019	0.00013 (J)	
3/27/2019	<0.001	
9/11/2019	0.00018 (J)	
4/1/2020	<0.001	
9/15/2020	<0.001	
3/17/2021	<0.001	
8/19/2021	<0.001	
2/23/2022		<0.001
8/4/2022		0.00034 (J)
2/8/2023		<0.001
8/3/2023		<0.001

# Prediction Limit

Constituent: Nickel (mg/L) Analysis Run 9/14/2023 8:26 AM View: Appendix I  
Plant McIntosh Client: Southern Company Data: McIntosh LF4 CCR

---

	GWA-13	GWA-13
12/7/2015	<0.001	
12/15/2015	<0.001	
12/29/2015	<0.001	
1/13/2016	<0.001	
1/25/2016	<0.001	
6/14/2016	<0.001	
1/12/2017	<0.001	
7/18/2017	<0.001	
1/10/2018	<0.001	
7/11/2018	<0.001	
1/29/2019	0.00033 (J)	
3/26/2019	<0.001	
9/10/2019	0.0004 (J)	
3/31/2020	<0.001	
9/15/2020	0.00037 (J)	
3/16/2021	<0.001	
8/18/2021	<0.001	
2/22/2022		<0.001
8/2/2022		<0.001
2/6/2023		<0.001
8/1/2023		0.00043 (J)

# Prediction Limit

Constituent: Nickel (mg/L) Analysis Run 9/14/2023 8:26 AM View: Appendix I  
Plant McIntosh Client: Southern Company Data: McIntosh LF4 CCR

	GWA-14	GWA-14
12/7/2015	<0.001	
12/15/2015	<0.001	
12/29/2015	<0.001	
1/13/2016	<0.001	
1/25/2016	<0.001	
6/14/2016	0.00052 (J)	
1/11/2017	<0.001	
7/19/2017	<0.001	
1/11/2018	<0.001	
7/11/2018	<0.001	
1/29/2019	0.0004 (J)	
3/26/2019	<0.001	
9/10/2019	0.00056 (J)	
4/1/2020	0.00043 (J)	
9/15/2020	0.00075 (J)	
3/16/2021	0.00045 (J)	
8/17/2021	0.00061 (J)	
2/22/2022		<0.001
8/2/2022		<0.001
2/7/2023		0.00061 (J)
8/2/2023		0.00057 (J)

# Prediction Limit

Constituent: Nickel (mg/L) Analysis Run 9/14/2023 8:26 AM View: Appendix I  
Plant McIntosh Client: Southern Company Data: McIntosh LF4 CCR

	GWA-15	GWA-15
12/7/2015	<0.001	
12/15/2015	<0.001	
12/28/2015	<0.001	
1/13/2016	<0.001	
1/25/2016	<0.001	
6/15/2016	<0.001	
1/11/2017	<0.001	
7/19/2017	<0.001	
1/11/2018	<0.001	
7/11/2018	<0.001	
1/29/2019	0.00046 (J)	
3/26/2019	<0.001	
9/11/2019	0.00042 (J)	
4/1/2020	<0.001	
9/15/2020	0.00047 (J)	
3/17/2021	0.00047 (J)	
8/19/2021	<0.001	
2/22/2022		0.00061 (J)
8/2/2022		<0.001
2/7/2023		<0.001
8/1/2023		<0.001



# Prediction Limit

Constituent: Nickel (mg/L) Analysis Run 9/14/2023 8:26 AM View: Appendix I  
Plant McIntosh Client: Southern Company Data: McIntosh LF4 CCR

	GWA-16	GWA-16
12/7/2015	<0.001	
12/14/2015	<0.001	
12/28/2015	<0.001	
1/13/2016	<0.001	
1/25/2016	<0.001	
6/15/2016	<0.001	
1/11/2017	<0.001	
7/19/2017	<0.001	
1/11/2018	<0.001	
7/11/2018	<0.001	
1/29/2019	0.0004 (J)	
3/26/2019	<0.001	
9/10/2019	0.00036 (J)	
4/1/2020	<0.001	
9/15/2020	0.00045 (J)	
3/16/2021	0.00043 (J)	
8/17/2021	0.00052 (J)	
2/22/2022		<0.001
8/2/2022		<0.001
2/7/2023		0.00054 (J)
8/1/2023		0.00044 (J)

# Prediction Limit

Constituent: Nickel (mg/L) Analysis Run 9/14/2023 8:26 AM View: Appendix I  
Plant McIntosh Client: Southern Company Data: McIntosh LF4 CCR

	GWA-2	GWA-2
8/25/2004	<0.0025	
9/11/2004	<0.0025	
9/26/2004	<0.0025	
10/13/2004	<0.0025	
7/11/2005	<0.0025	
12/7/2005	<0.0025	
6/22/2006	<0.0025	
11/28/2006	<0.0025	
7/6/2007	<0.0025	
12/13/2007	<0.0025	
6/20/2008	<0.0025	
12/7/2008	<0.0025	
7/9/2009	0.0043	
12/28/2009	<0.0025	
6/22/2010	<0.0025	
1/4/2011	<0.0025	
7/9/2011	<0.0025	
1/21/2012	<0.0025	
7/11/2012	<0.0025	
1/20/2013	<0.0025	
7/19/2013	<0.0025	
1/15/2014	0.0016 (J)	
7/11/2014	<0.0025	
1/16/2015	<0.0025	
6/20/2015	<0.0025	
1/16/2016	<0.0025	
6/14/2016	0.0006 (J)	
1/10/2017	<0.0025	
7/17/2017	<0.0025	
1/10/2018	0.0026	
7/11/2018	<0.0025	
1/29/2019	0.00063 (J)	
3/27/2019	<0.0025	
9/11/2019	0.00091 (J)	
4/1/2020	0.00077 (J)	
9/15/2020	0.00094 (J)	
3/16/2021	0.00072 (J)	
8/17/2021	0.00097 (J)	
2/22/2022		0.00092 (J)
8/2/2022		0.00086 (J)
2/7/2023		0.00083 (J)
8/1/2023		0.001

# Prediction Limit

Constituent: Nickel (mg/L) Analysis Run 9/14/2023 8:26 AM View: Appendix I  
Plant McIntosh Client: Southern Company Data: McIntosh LF4 CCR

	GWA-3	GWA-3
8/25/2004	<0.001	
9/11/2004	0.03 (O)	
9/26/2004	<0.001	
10/13/2004	<0.001	
7/11/2005	<0.001	
12/7/2005	<0.001	
6/22/2006	<0.001	
11/28/2006	<0.001	
7/6/2007	<0.001	
12/13/2007	<0.001	
6/20/2008	<0.001	
12/7/2008	<0.001	
7/9/2009	<0.001	
12/28/2009	<0.001	
6/22/2010	<0.001	
1/5/2011	0.025 (O)	
7/9/2011	<0.001	
1/20/2012	<0.001	
7/11/2012	<0.001	
1/19/2013	<0.001	
7/18/2013	<0.001	
1/15/2014	<0.001	
7/11/2014	<0.001	
1/15/2015	<0.001	
6/19/2015	<0.001	
1/16/2016	<0.001	
6/14/2016	<0.001	
1/10/2017	<0.001	
7/18/2017	<0.001	
1/10/2018	<0.001	
7/11/2018	<0.001	
1/29/2019	0.00034 (J)	
3/27/2019	<0.001	
9/11/2019	0.00045 (J)	
4/1/2020	<0.001	
9/15/2020	0.00038 (J)	
3/16/2021	<0.001	
8/17/2021	0.00047 (J)	
2/22/2022		<0.001
8/2/2022		0.00054 (J)
2/7/2023		<0.001
8/2/2023		0.00046 (J)

# Prediction Limit

Constituent: Nickel (mg/L) Analysis Run 9/14/2023 8:26 AM View: Appendix I

Plant McIntosh Client: Southern Company Data: McIntosh LF4 CCR

	GWA-4A	GWA-4A
8/25/2004	<0.001	
9/11/2004	<0.001	
9/26/2004	<0.001	
10/13/2004	<0.001	
7/11/2005	<0.001	
12/7/2005	<0.001	
6/22/2006	<0.001	
11/28/2006	<0.001	
7/6/2007	<0.001	
12/13/2007	<0.001	
6/20/2008	<0.001	
12/7/2008	<0.001	
7/9/2009	<0.001	
12/30/2009	0.0048	
6/22/2010	<0.001	
1/4/2011	<0.001	
7/10/2011	<0.001	
1/21/2012	0.0026	
7/11/2012	0.0072	
1/20/2013	0.0025	
7/19/2013	<0.001	
1/16/2014	0.0031	
7/10/2014	<0.001	
1/16/2015	0.0024 (J)	
6/20/2015	<0.001	
1/14/2016	<0.001	
6/14/2016	0.0013 (J)	
1/10/2017	<0.001	
7/18/2017	<0.001	
1/10/2018	<0.001	
7/11/2018	0.003	
1/29/2019	0.0021 (J)	
3/26/2019	0.0021	
9/10/2019	0.002	
3/31/2020	0.0028	
9/16/2020	0.00096 (J)	
3/17/2021	0.00083 (J)	
8/19/2021	0.00065 (J)	
2/23/2022		<0.001
8/3/2022		0.00078 (J)
2/7/2023		<0.001
8/1/2023		0.00065 (J)

# Prediction Limit

Constituent: Nickel (mg/L) Analysis Run 9/14/2023 8:26 AM View: Appendix I  
Plant McIntosh Client: Southern Company Data: McIntosh LF4 CCR

	GWA-5	GWA-5
8/25/2004	<0.001	
9/11/2004	<0.001	
9/26/2004	<0.001	
10/13/2004	<0.001	
7/11/2005	<0.001	
12/7/2005	<0.001	
6/22/2006	<0.001	
11/28/2006	<0.001	
7/6/2007	<0.001	
12/13/2007	<0.001	
6/20/2008	<0.001	
12/7/2008	<0.001	
7/9/2009	<0.001	
12/29/2009	<0.001	
6/22/2010	<0.001	
1/4/2011	<0.001	
7/9/2011	<0.001	
1/21/2012	<0.001	
7/11/2012	0.0031	
1/19/2013	<0.001	
7/18/2013	<0.001	
1/15/2014	<0.001	
7/10/2014	<0.001	
1/15/2015	<0.001	
6/19/2015	<0.001	
1/14/2016	<0.001	
6/14/2016	0.00054 (J)	
1/11/2017	<0.001	
7/18/2017	<0.001	
1/10/2018	<0.001	
7/11/2018	<0.001	
1/29/2019	<0.001	
3/26/2019	<0.001	
9/10/2019	0.00043 (J)	
3/31/2020	<0.001	
9/15/2020	0.00056 (J)	
3/17/2021	0.00041 (J)	
8/19/2021	0.00043 (J)	
2/22/2022		<0.001
8/2/2022		<0.001
2/7/2023		0.00046 (J)
8/1/2023		<0.001

# Prediction Limit

Constituent: Nickel (mg/L) Analysis Run 9/14/2023 8:26 AM View: Appendix I  
Plant McIntosh Client: Southern Company Data: McIntosh LF4 CCR

	GWC-1	GWC-1
8/25/2004	<0.0025	
9/11/2004	<0.0025	
9/26/2004	<0.0025	
7/11/2005	<0.0025	
12/7/2005	<0.0025	
6/22/2006	<0.0025	
11/28/2006	<0.0025	
7/6/2007	<0.0025	
12/13/2007	<0.0025	
6/20/2008	<0.0025	
12/7/2008	<0.0025	
7/9/2009	<0.0025	
12/28/2009	<0.0025	
6/22/2010	<0.0025	
1/4/2011	<0.0025	
7/9/2011	<0.0025	
1/21/2012	<0.0025	
7/11/2012	<0.0025	
1/20/2013	<0.0025	
7/19/2013	<0.0025	
1/15/2014	0.0013 (J)	
7/11/2014	0.0013 (J)	
1/16/2015	<0.0025	
6/20/2015	0.0016 (J)	
1/16/2016	<0.0025	
6/15/2016	0.00088 (J)	
1/12/2017	<0.0025	
7/19/2017	<0.0025	
1/11/2018	<0.0025	
7/12/2018	<0.0025	
1/30/2019	<0.0025	
3/27/2019	<0.0025	
9/11/2019	0.0013	
4/1/2020	0.00099 (J)	
9/15/2020	0.0012	
3/16/2021	0.0012	
8/18/2021	0.0014	
2/23/2022		0.0012
8/3/2022		0.0013
2/7/2023		0.0012
8/2/2023		0.0014

# Prediction Limit

Constituent: Nickel (mg/L) Analysis Run 9/14/2023 8:26 AM View: Appendix I

Plant McIntosh Client: Southern Company Data: McIntosh LF4 CCR

	GWC-10	GWC-10
8/25/2004	<0.001	
9/11/2004	<0.001	
9/26/2004	<0.001	
10/13/2004	<0.001	
7/11/2005	<0.001	
12/7/2005	<0.001	
6/22/2006	<0.001	
11/28/2006	<0.001	
7/6/2007	<0.001	
12/13/2007	<0.001	
6/20/2008	<0.001	
12/7/2008	<0.001	
7/10/2009	<0.001	
12/29/2009	<0.001	
6/22/2010	<0.001	
1/4/2011	<0.001	
7/10/2011	<0.001	
1/21/2012	<0.001	
7/11/2012	<0.001	
1/20/2013	<0.001	
7/19/2013	<0.001	
1/16/2014	<0.001	
7/10/2014	<0.001	
1/16/2015	<0.001	
6/20/2015	0.0013 (J)	
1/16/2016	<0.001	
6/16/2016	<0.001	
1/12/2017	<0.001	
7/24/2017	<0.001	
1/11/2018	<0.001	
7/12/2018	<0.001	
1/30/2019	<0.001	
3/27/2019	<0.001	
9/11/2019	<0.001	
4/1/2020	<0.001	
9/15/2020	0.0013	
3/16/2021	0.00043 (J)	
8/18/2021	<0.001	
2/23/2022		<0.001
8/3/2022		<0.001
2/8/2023		<0.001
8/2/2023		0.0011

# Prediction Limit

Constituent: Nickel (mg/L) Analysis Run 9/14/2023 8:26 AM View: Appendix I  
Plant McIntosh Client: Southern Company Data: McIntosh LF4 CCR

	GWC-11	GWC-11
8/25/2004	<0.001	
9/11/2004	<0.001	
9/26/2004	<0.001	
10/13/2004	<0.001	
7/11/2005	<0.001	
12/7/2005	<0.001	
6/22/2006	<0.001	
11/28/2006	<0.001	
7/6/2007	<0.001	
12/13/2007	<0.001	
6/20/2008	<0.001	
12/7/2008	<0.001	
7/10/2009	<0.001	
12/29/2009	<0.001	
6/22/2010	<0.001	
1/5/2011	<0.001	
7/9/2011	<0.001	
1/21/2012	<0.001	
7/11/2012	0.0049	
1/19/2013	<0.001	
7/19/2013	<0.001	
1/15/2014	<0.001	
7/11/2014	0.0029	
1/16/2015	0.0014 (J)	
6/20/2015	<0.001	
1/14/2016	<0.001	
6/15/2016	0.00085 (J)	
1/12/2017	<0.001	
7/24/2017	<0.001	
1/11/2018	<0.001	
7/12/2018	<0.001	
1/30/2019	<0.001	
3/27/2019	<0.001	
9/11/2019	0.00042 (J)	
4/2/2020	0.0009 (J)	
9/15/2020	0.00063 (J)	
3/17/2021	0.00077 (J)	
8/18/2021	0.00034 (J)	
2/23/2022		<0.001
8/2/2022		<0.001
2/8/2023		<0.001
8/2/2023		<0.001



# Prediction Limit

Constituent: Nickel (mg/L) Analysis Run 9/14/2023 8:26 AM View: Appendix I  
Plant McIntosh Client: Southern Company Data: McIntosh LF4 CCR

	GWC-12	GWC-12
8/25/2004	<0.0025	
9/11/2004	<0.0025	
9/26/2004	<0.0025	
10/13/2004	<0.0025	
7/11/2005	<0.0025	
12/7/2005	<0.0025	
6/22/2006	<0.0025	
11/28/2006	<0.0025	
7/6/2007	<0.0025	
12/13/2007	<0.0025	
6/20/2008	<0.0025	
12/7/2008	<0.0025	
7/10/2009	<0.0025	
12/28/2009	<0.0025	
6/22/2010	<0.0025	
1/4/2011	<0.0025	
7/9/2011	<0.0025	
1/20/2012	<0.0025	
7/11/2012	0.0057	
1/19/2013	<0.0025	
7/18/2013	<0.0025	
1/15/2014	0.0043	
7/11/2014	0.0026	
1/15/2015	<0.0025	
6/19/2015	<0.0025	
1/16/2016	<0.0025	
6/15/2016	0.00068 (J)	
1/12/2017	<0.0025	
7/20/2017	<0.0025	
1/11/2018	<0.0025	
7/12/2018	<0.0025	
1/30/2019	<0.0025	
3/27/2019	<0.0025	
9/11/2019	0.001	
4/1/2020	0.0008 (J)	
9/16/2020	0.00088 (J)	
3/16/2021	0.00093 (J)	
8/18/2021	0.00097 (J)	
2/23/2022		0.0011
8/3/2022		0.0064
2/7/2023		0.00082 (J)
8/2/2023		0.00091 (J)

# Prediction Limit

Constituent: Nickel (mg/L) Analysis Run 9/14/2023 8:26 AM View: Appendix I  
Plant McIntosh Client: Southern Company Data: McIntosh LF4 CCR

	GWC-17	GWC-17
12/8/2015	0.0036	
12/14/2015	0.0035	
12/28/2015	0.0032	
1/13/2016	0.0029	
1/26/2016	0.0027	
6/15/2016	0.0018 (J)	
1/11/2017	0.002 (J)	
7/19/2017	0.002 (J)	
1/11/2018	0.0019 (J)	
7/11/2018	<0.0025	
1/29/2019	0.0016 (J)	
3/27/2019	0.0018	
9/11/2019	0.0018	
4/1/2020	0.0016	
9/15/2020	0.0016	
3/16/2021	0.0015	
8/19/2021	0.0017	
2/22/2022		0.0017
8/2/2022		0.0019
2/8/2023		0.0017
8/2/2023		0.0018

# Prediction Limit

Constituent: Nickel (mg/L) Analysis Run 9/14/2023 8:26 AM View: Appendix I  
Plant McIntosh Client: Southern Company Data: McIntosh LF4 CCR

	GWC-18	GWC-18
12/8/2015	<0.0025	
12/14/2015	0.0019 (J)	
12/28/2015	0.0018 (J)	
1/14/2016	0.0017 (J)	
1/26/2016	0.0019 (J)	
6/16/2016	0.0014 (J)	
1/11/2017	<0.0025	
7/25/2017	<0.0025	
1/12/2018	<0.0025	
7/11/2018	<0.0025	
1/30/2019	<0.0025	
3/27/2019	<0.0025	
9/11/2019	0.0012	
4/1/2020	0.00095	
9/15/2020	0.00092 (J)	
3/17/2021	0.0011	
8/19/2021	0.0011	
2/23/2022		0.001
8/2/2022		0.00086 (J)
2/7/2023		0.0011
8/2/2023		0.00075 (J)

# Prediction Limit

Constituent: Nickel (mg/L) Analysis Run 9/14/2023 8:26 AM View: Appendix I  
Plant McIntosh Client: Southern Company Data: McIntosh LF4 CCR

	GWC-19	GWC-19
12/8/2015	0.0022 (J)	
12/15/2015	0.0019 (J)	
12/28/2015	0.0017 (J)	
1/14/2016	0.0029	
1/26/2016	0.0014 (J)	
6/16/2016	0.0013 (J)	
1/16/2017	0.0018 (J)	
7/25/2017	0.002 (J)	
1/12/2018	0.002 (J)	
7/11/2018	0.0018 (J)	
1/29/2019	0.0017 (J)	
3/27/2019	<0.0025	
9/11/2019	0.0018	
4/1/2020	0.0014	
9/16/2020	0.0012	
3/16/2021	0.0012	
8/19/2021	0.0012	
2/23/2022		0.0011
8/3/2022		0.0051
2/8/2023		0.0012
8/2/2023		0.0012

# Prediction Limit

Constituent: Nickel (mg/L) Analysis Run 9/14/2023 8:26 AM View: Appendix I  
Plant McIntosh Client: Southern Company Data: McIntosh LF4 CCR

	GWC-20	GWC-20
12/9/2015	0.0042	
12/14/2015	0.0067	
12/29/2015	0.0067	
1/14/2016	0.0039	
1/25/2016	0.0049	
6/16/2016	0.003 (J)	
1/13/2017	<0.0025	
7/25/2017	<0.0025	
1/12/2018	<0.0025	
7/11/2018	<0.0025	
1/29/2019	0.00093 (J)	
3/27/2019	<0.0025	
9/11/2019	0.0014	
4/1/2020	0.001	
9/15/2020	0.0011	
3/16/2021	0.00093 (J)	
8/19/2021	0.00092 (J)	
2/22/2022		0.00092 (J)
8/3/2022		0.001
2/8/2023		0.00083 (J)
8/2/2023		0.0018

# Prediction Limit

Constituent: Nickel (mg/L) Analysis Run 9/14/2023 8:26 AM View: Appendix I  
Plant McIntosh Client: Southern Company Data: McIntosh LF4 CCR

	GWC-21	GWC-21
12/9/2015	<0.0025	
12/14/2015	<0.0025	
12/29/2015	<0.0025	
1/14/2016	<0.0025	
1/25/2016	<0.0025	
6/16/2016	0.0012 (J)	
1/12/2017	<0.0025	
7/25/2017	<0.0025	
1/11/2018	<0.0025	
7/11/2018	<0.0025	
1/30/2019	<0.0025	
3/27/2019	<0.0025	
9/11/2019	0.00097 (J)	
4/1/2020	0.00067 (J)	
9/15/2020	0.0007 (J)	
3/17/2021	0.00068 (J)	
8/19/2021	0.00067 (J)	
2/23/2022		0.00071 (J)
8/4/2022		0.00065 (J)
2/8/2023		0.00064 (J)
8/3/2023		0.00074 (J)

# Prediction Limit

Constituent: Nickel (mg/L) Analysis Run 9/14/2023 8:26 AM View: Appendix I  
Plant McIntosh Client: Southern Company Data: McIntosh LF4 CCR

---

	GWC-23	GWC-23
6/16/2016	0.0009 (J)	
1/17/2017	<0.0025	
7/25/2017	0.002 (J)	
1/12/2018	0.0023 (J)	
7/12/2018	0.0026	
1/30/2019	<0.0025	
3/27/2019	0.0018	
9/11/2019	0.0023	
4/1/2020	0.0013	
9/15/2020	0.0013	
3/17/2021	0.0014	
8/19/2021	0.0013	
2/23/2022		0.0013
8/4/2022		0.0016
2/8/2023		0.0013
8/3/2023		0.0013

# Prediction Limit

Constituent: Nickel (mg/L) Analysis Run 9/14/2023 8:26 AM View: Appendix I  
Plant McIntosh Client: Southern Company Data: McIntosh LF4 CCR

	GWC-9	GWC-9
8/25/2004	<0.001	
9/11/2004	<0.001	
9/26/2004	<0.001	
10/13/2004	<0.001	
7/11/2005	<0.001	
12/7/2005	<0.001	
6/22/2006	<0.001	
11/28/2006	<0.001	
7/6/2007	<0.001	
12/13/2007	<0.001	
6/20/2008	0.003	
12/7/2008	<0.001	
7/9/2009	<0.001	
12/29/2009	<0.001	
6/22/2010	<0.001	
1/5/2011	<0.001	
7/9/2011	<0.001	
1/21/2012	<0.001	
7/11/2012	0.0033	
1/19/2013	0.0026	
7/18/2013	<0.001	
1/15/2014	<0.001	
7/10/2014	<0.001	
1/16/2015	<0.001	
6/20/2015	<0.001	
1/14/2016	<0.001	
6/15/2016	<0.001	
1/13/2017	<0.001	
7/24/2017	<0.001	
1/12/2018	<0.001	
7/12/2018	<0.001	
1/30/2019	<0.001	
3/27/2019	<0.001	
9/11/2019	0.00065 (J)	
4/1/2020	<0.001	
9/16/2020	0.00075 (J)	
3/17/2021	0.0006 (J)	
8/19/2021	0.00038 (J)	
2/23/2022		0.00076 (J)
8/3/2022		0.0015
2/8/2023		0.00084 (J)
8/2/2023		0.00077 (J)



# Prediction Limit

Constituent: Selenium (mg/L) Analysis Run 9/14/2023 8:26 AM View: Appendix I  
Plant McIntosh Client: Southern Company Data: McIntosh LF4 CCR

	GWA-13	GWA-13
12/7/2015	<0.005	
12/15/2015	<0.005	
12/29/2015	<0.005	
1/13/2016	<0.005	
1/25/2016	<0.005	
4/20/2016	<0.005	
6/14/2016	<0.005	
8/9/2016	<0.005	
9/27/2016	<0.005	
11/15/2016	<0.005	
1/12/2017	<0.005	
2/28/2017	<0.005	
4/20/2017	<0.005	
7/18/2017	<0.005	
1/10/2018	0.00025 (J)	
7/11/2018	<0.005	
1/29/2019	<0.005	
3/26/2019	<0.005	
9/10/2019	<0.005	
3/31/2020	<0.005	
9/15/2020	<0.005	
3/16/2021	<0.005	
8/18/2021	<0.005	
2/22/2022		<0.005
8/2/2022		<0.005
2/6/2023		<0.005
8/1/2023		<0.005

# Prediction Limit

Constituent: Selenium (mg/L) Analysis Run 9/14/2023 8:26 AM View: Appendix I  
Plant McIntosh Client: Southern Company Data: McIntosh LF4 CCR

	GWA-15	GWA-15
12/7/2015	<0.005	
12/15/2015	<0.005	
12/28/2015	<0.005	
1/13/2016	<0.005	
1/25/2016	<0.005	
4/21/2016	<0.005	
6/15/2016	<0.005	
8/9/2016	<0.005	
9/27/2016	<0.005	
11/15/2016	<0.005	
1/11/2017	<0.005	
2/28/2017	<0.005	
4/20/2017	<0.005	
7/19/2017	0.00071 (J)	
1/11/2018	<0.005	
7/11/2018	<0.005	
1/29/2019	<0.005	
3/26/2019	<0.005	
9/11/2019	<0.005	
4/1/2020	<0.005	
9/15/2020	<0.005	
3/17/2021	<0.005	
8/19/2021	<0.005	
2/22/2022		<0.005
8/2/2022		<0.005
2/7/2023		<0.005
8/1/2023		<0.005

# Prediction Limit

Constituent: Selenium (mg/L) Analysis Run 9/14/2023 8:26 AM View: Appendix I  
Plant McIntosh Client: Southern Company Data: McIntosh LF4 CCR

	GWA-16	GWA-16
12/7/2015	<0.005	
12/14/2015	<0.005	
12/28/2015	<0.005	
1/13/2016	<0.005	
1/25/2016	<0.005	
4/20/2016	<0.005	
6/15/2016	<0.005	
8/9/2016	<0.005	
9/27/2016	<0.005	
11/15/2016	<0.005	
1/11/2017	<0.005	
3/1/2017	<0.005	
4/20/2017	<0.005	
7/19/2017	0.00025 (J)	
1/11/2018	<0.005	
7/11/2018	<0.005	
1/29/2019	<0.005	
3/26/2019	<0.005	
9/10/2019	<0.005	
4/1/2020	<0.005	
9/15/2020	<0.005	
3/16/2021	<0.005	
8/17/2021	<0.005	
2/22/2022		<0.005
8/2/2022		<0.005
2/7/2023		<0.005
8/1/2023		<0.005

# Prediction Limit

Constituent: Selenium (mg/L) Analysis Run 9/14/2023 8:26 AM View: Appendix I  
Plant McIntosh Client: Southern Company Data: McIntosh LF4 CCR

	GWA-2	GWA-2
8/25/2004	<0.005	
9/11/2004	<0.005	
9/26/2004	<0.005	
10/13/2004	<0.005	
7/11/2005	<0.005	
12/7/2005	<0.005	
6/22/2006	<0.005	
11/28/2006	<0.005	
7/6/2007	<0.005	
12/13/2007	<0.005	
6/20/2008	<0.005	
12/7/2008	<0.005	
7/9/2009	<0.005	
12/28/2009	<0.005	
6/22/2010	<0.005	
1/4/2011	<0.005	
7/9/2011	<0.005	
1/21/2012	<0.005	
7/11/2012	<0.005	
1/20/2013	<0.005	
7/19/2013	<0.005	
1/15/2014	<0.005	
7/11/2014	<0.005	
1/16/2015	<0.005	
6/20/2015	<0.005	
1/16/2016	<0.005	
4/19/2016	<0.005	
6/14/2016	<0.005	
8/9/2016	<0.005	
9/26/2016	<0.005	
11/15/2016	<0.005	
1/10/2017	<0.005	
2/28/2017	<0.005	
4/19/2017	0.00065 (J)	
7/17/2017	0.00047 (J)	
1/10/2018	0.00052 (J)	
7/11/2018	<0.005	
1/29/2019	<0.005	
3/27/2019	<0.005	
9/11/2019	<0.005	
4/1/2020	<0.005	
9/15/2020	<0.005	
3/16/2021	<0.005	
8/17/2021	<0.005	
2/22/2022		<0.005
8/2/2022		<0.005
2/7/2023		<0.005
8/1/2023		<0.005

# Prediction Limit

Constituent: Selenium (mg/L) Analysis Run 9/14/2023 8:26 AM View: Appendix I

Plant McIntosh Client: Southern Company Data: McIntosh LF4 CCR

	GWA-3	GWA-3
8/25/2004	<0.005	
9/11/2004	<0.005	
9/26/2004	<0.005	
10/13/2004	<0.005	
7/11/2005	<0.005	
12/7/2005	<0.005	
6/22/2006	<0.005	
11/28/2006	<0.005	
7/6/2007	<0.005	
12/13/2007	<0.005	
6/20/2008	<0.005	
12/7/2008	<0.005	
7/9/2009	<0.005	
12/28/2009	<0.005	
6/22/2010	<0.005	
1/5/2011	<0.005	
7/9/2011	<0.005	
1/20/2012	<0.005	
7/11/2012	<0.005	
1/19/2013	<0.005	
7/18/2013	<0.005	
1/15/2014	<0.005	
7/11/2014	<0.005	
1/15/2015	<0.005	
6/19/2015	<0.005	
1/16/2016	<0.005	
4/19/2016	<0.005	
6/14/2016	<0.005	
8/9/2016	<0.005	
9/27/2016	0.00045 (J)	
11/14/2016	<0.005	
1/10/2017	<0.005	
2/28/2017	0.0027	
4/19/2017	0.002	
7/18/2017	0.0017	
1/10/2018	0.00079 (J)	
7/11/2018	<0.005	
1/29/2019	<0.005	
3/27/2019	<0.005	
9/11/2019	<0.005	
4/1/2020	<0.005	
9/15/2020	<0.005	
3/16/2021	<0.005	
8/17/2021	<0.005	
2/22/2022		<0.005
8/2/2022		<0.005
2/7/2023		<0.005
8/2/2023		<0.005

# Prediction Limit

Constituent: Selenium (mg/L) Analysis Run 9/14/2023 8:26 AM View: Appendix I

Plant McIntosh Client: Southern Company Data: McIntosh LF4 CCR

	GWA-4A	GWA-4A
8/25/2004	<0.005	
9/11/2004	<0.005	
9/26/2004	<0.005	
10/13/2004	<0.005	
7/11/2005	<0.005	
12/7/2005	<0.005	
6/22/2006	<0.005	
11/28/2006	<0.005	
7/6/2007	<0.005	
12/13/2007	<0.005	
6/20/2008	<0.005	
12/7/2008	<0.005	
7/9/2009	<0.005	
12/30/2009	<0.005	
6/22/2010	<0.005	
1/4/2011	<0.005	
7/10/2011	<0.005	
1/21/2012	<0.005	
7/11/2012	<0.005	
1/20/2013	<0.005	
7/19/2013	<0.005	
1/16/2014	<0.005	
7/10/2014	<0.005	
1/16/2015	<0.005	
6/20/2015	<0.005	
1/14/2016	<0.005	
4/20/2016	<0.005	
6/14/2016	<0.005	
8/11/2016	<0.005	
9/27/2016	<0.005	
11/14/2016	<0.005	
1/10/2017	<0.005	
2/28/2017	0.0024	
4/20/2017	<0.005	
7/18/2017	0.00026 (J)	
1/10/2018	0.00069 (J)	
7/11/2018	<0.005	
1/29/2019	<0.005	
3/26/2019	<0.005	
9/10/2019	<0.005	
3/31/2020	<0.005	
9/16/2020	<0.005	
3/17/2021	<0.005	
8/19/2021	<0.005	
2/23/2022		<0.005
8/3/2022		<0.005
2/7/2023		<0.005
8/1/2023		<0.005

# Prediction Limit

Constituent: Selenium (mg/L) Analysis Run 9/14/2023 8:26 AM View: Appendix I

Plant McIntosh Client: Southern Company Data: McIntosh LF4 CCR

	GWA-5	GWA-5
8/25/2004	<0.005	
9/11/2004	<0.005	
9/26/2004	<0.005	
10/13/2004	<0.005	
7/11/2005	<0.005	
12/7/2005	<0.005	
6/22/2006	<0.005	
11/28/2006	<0.005	
7/6/2007	<0.005	
12/13/2007	<0.005	
6/20/2008	<0.005	
12/7/2008	<0.005	
7/9/2009	<0.005	
12/29/2009	<0.005	
6/22/2010	<0.005	
1/4/2011	<0.005	
7/9/2011	<0.005	
1/21/2012	<0.005	
7/11/2012	<0.005	
1/19/2013	<0.005	
7/18/2013	<0.005	
1/15/2014	<0.005	
7/10/2014	<0.005	
1/15/2015	<0.005	
6/19/2015	<0.005	
1/14/2016	<0.005	
4/20/2016	<0.005	
6/14/2016	<0.005	
8/9/2016	<0.005	
9/27/2016	<0.005	
11/15/2016	<0.005	
1/11/2017	<0.005	
1/19/2017	0.0006 (J)	
1/24/2017	0.025 (o)	
2/28/2017	<0.005	
4/20/2017	<0.005	
7/18/2017	<0.005	
1/10/2018	<0.005	
7/11/2018	<0.005	
1/29/2019	<0.005	
3/26/2019	<0.005	
9/10/2019	<0.005	
3/31/2020	<0.005	
9/15/2020	<0.005	
3/17/2021	<0.005	
8/19/2021	<0.005	
2/22/2022		<0.005
8/2/2022		<0.005
2/7/2023		<0.005
8/1/2023		<0.005

# Prediction Limit

Constituent: Selenium (mg/L) Analysis Run 9/14/2023 8:26 AM View: Appendix I

Plant McIntosh Client: Southern Company Data: McIntosh LF4 CCR

	GWC-1	GWC-1
8/25/2004	<0.005	
9/11/2004	<0.005	
9/26/2004	<0.005	
7/11/2005	<0.005	
12/7/2005	<0.005	
6/22/2006	<0.005	
11/28/2006	<0.005	
7/6/2007	<0.005	
12/13/2007	<0.005	
6/20/2008	<0.005	
12/7/2008	<0.005	
7/9/2009	<0.005	
12/28/2009	<0.005	
6/22/2010	<0.005	
1/4/2011	<0.005	
7/9/2011	<0.005	
1/21/2012	<0.005	
7/11/2012	<0.005	
1/20/2013	<0.005	
7/19/2013	<0.005	
1/15/2014	<0.005	
7/11/2014	<0.005	
1/16/2015	<0.005	
6/20/2015	<0.005	
1/16/2016	<0.005	
4/20/2016	<0.005	
6/15/2016	<0.005	
8/10/2016	<0.005	
9/27/2016	<0.005	
11/15/2016	<0.005	
1/12/2017	0.00035 (J)	
1/23/2017	<0.005	
3/1/2017	<0.005	
4/20/2017	<0.005	
7/19/2017	0.00026 (J)	
1/11/2018	<0.005	
7/12/2018	<0.005	
1/30/2019	<0.005	
3/27/2019	<0.005	
9/11/2019	<0.005	
4/1/2020	<0.005	
9/15/2020	<0.005	
3/16/2021	<0.005	
8/18/2021	<0.005	
2/23/2022		<0.005
8/3/2022		<0.005
2/7/2023		<0.005
8/2/2023		<0.005



# Prediction Limit

Constituent: Selenium (mg/L) Analysis Run 9/14/2023 8:26 AM View: Appendix I  
Plant McIntosh Client: Southern Company Data: McIntosh LF4 CCR

	GWC-10	GWC-10
8/25/2004	<0.005	
9/11/2004	<0.005	
9/26/2004	<0.005	
10/13/2004	<0.005	
7/11/2005	<0.005	
12/7/2005	<0.005	
6/22/2006	<0.005	
11/28/2006	<0.005	
7/6/2007	<0.005	
12/13/2007	<0.005	
6/20/2008	<0.005	
12/7/2008	<0.005	
7/10/2009	<0.005	
12/29/2009	<0.005	
6/22/2010	<0.005	
1/4/2011	<0.005	
7/10/2011	<0.005	
1/21/2012	<0.005	
7/11/2012	<0.005	
1/20/2013	<0.005	
7/19/2013	<0.005	
1/16/2014	<0.005	
7/10/2014	<0.005	
1/16/2015	<0.005	
6/20/2015	<0.005	
1/16/2016	<0.005	
4/21/2016	<0.005	
6/16/2016	<0.005	
8/10/2016	0.00026 (J)	
9/27/2016	0.00024 (J)	
11/15/2016	<0.005	
1/12/2017	<0.005	
3/1/2017	<0.005	
4/24/2017	<0.005	
7/24/2017	<0.005	
1/11/2018	<0.005	
7/12/2018	<0.005	
1/30/2019	<0.005	
3/27/2019	<0.005	
9/11/2019	<0.005	
4/1/2020	<0.005	
9/15/2020	<0.005	
3/16/2021	<0.005	
8/18/2021	<0.005	
2/23/2022		<0.005
8/3/2022		<0.005
2/8/2023		<0.005
8/2/2023		<0.005

# Prediction Limit

Constituent: Selenium (mg/L) Analysis Run 9/14/2023 8:26 AM View: Appendix I  
Plant McIntosh Client: Southern Company Data: McIntosh LF4 CCR

	GWC-11	GWC-11
8/25/2004	<0.005	
9/11/2004	<0.005	
9/26/2004	<0.005	
10/13/2004	<0.005	
7/11/2005	<0.005	
12/7/2005	<0.005	
6/22/2006	<0.005	
11/28/2006	<0.005	
7/6/2007	<0.005	
12/13/2007	<0.005	
6/20/2008	<0.005	
12/7/2008	<0.005	
7/10/2009	<0.005	
12/29/2009	<0.005	
6/22/2010	<0.005	
1/5/2011	<0.005	
7/9/2011	<0.005	
1/21/2012	<0.005	
7/11/2012	<0.005	
1/19/2013	<0.005	
7/19/2013	<0.005	
1/15/2014	<0.005	
7/11/2014	<0.005	
1/16/2015	<0.005	
6/20/2015	<0.005	
1/14/2016	<0.005	
4/20/2016	<0.005	
6/15/2016	0.00052 (J)	
8/10/2016	0.00053 (J)	
9/27/2016	0.00047 (J)	
11/15/2016	<0.005	
1/12/2017	0.00025 (J)	
3/1/2017	<0.005	
4/24/2017	<0.005	
7/24/2017	0.00032 (J)	
1/11/2018	<0.005	
7/12/2018	0.00025 (J)	
1/30/2019	<0.005	
3/27/2019	<0.005	
9/11/2019	<0.005	
4/2/2020	<0.005	
9/15/2020	<0.005	
3/17/2021	<0.005	
8/18/2021	<0.005	
2/23/2022		<0.005
8/2/2022		<0.005
2/8/2023		<0.005
8/2/2023		<0.005

# Prediction Limit

Constituent: Selenium (mg/L) Analysis Run 9/14/2023 8:26 AM View: Appendix I  
Plant McIntosh Client: Southern Company Data: McIntosh LF4 CCR

	GWC-18	GWC-18
12/8/2015	<0.005	
12/14/2015	<0.005	
12/28/2015	<0.005	
1/14/2016	<0.005	
1/26/2016	<0.005	
4/19/2016	<0.005	
6/16/2016	<0.005	
8/11/2016	<0.005	
9/28/2016	<0.005	
11/16/2016	<0.005	
1/11/2017	<0.005	
3/1/2017	<0.005	
4/25/2017	<0.005	
7/25/2017	<0.005	
1/12/2018	<0.005	
7/11/2018	0.00044 (J)	
1/30/2019	<0.005	
3/27/2019	<0.005	
9/11/2019	<0.005	
4/1/2020	<0.005	
9/15/2020	<0.005	
3/17/2021	<0.005	
8/19/2021	<0.005	
2/23/2022		<0.005
8/2/2022		<0.005
2/7/2023		<0.005
8/2/2023		<0.005

# Prediction Limit

Constituent: Selenium (mg/L) Analysis Run 9/14/2023 8:26 AM View: Appendix I  
Plant McIntosh Client: Southern Company Data: McIntosh LF4 CCR

	GWC-19	GWC-19
12/8/2015	<0.005	
12/15/2015	<0.005	
12/28/2015	<0.005	
1/14/2016	<0.005	
1/26/2016	<0.005	
4/19/2016	<0.005	
6/16/2016	<0.005	
8/10/2016	<0.005	
9/28/2016	<0.005	
11/15/2016	<0.005	
1/16/2017	<0.005	
3/1/2017	<0.005	
4/25/2017	0.00052 (J)	
7/25/2017	<0.005	
1/12/2018	<0.005	
7/11/2018	<0.005	
1/29/2019	<0.005	
3/27/2019	<0.005	
9/11/2019	<0.005	
4/1/2020	<0.005	
9/16/2020	<0.005	
3/16/2021	<0.005	
8/19/2021	<0.005	
2/23/2022		<0.005
8/3/2022		<0.005
2/8/2023		<0.005
8/2/2023		<0.005

# Prediction Limit

Constituent: Selenium (mg/L) Analysis Run 9/14/2023 8:26 AM View: Appendix I  
Plant McIntosh Client: Southern Company Data: McIntosh LF4 CCR

	GWC-20	GWC-20
12/9/2015	<0.005	
12/14/2015	<0.005	
12/29/2015	<0.005	
1/14/2016	<0.005	
1/25/2016	<0.005	
4/21/2016	<0.005	
6/16/2016	<0.005	
8/10/2016	<0.005	
9/27/2016	<0.005	
11/15/2016	<0.005	
1/13/2017	<0.005	
3/1/2017	<0.005	
4/25/2017	0.0021	
7/25/2017	<0.005	
1/12/2018	<0.005	
7/11/2018	<0.005	
1/29/2019	<0.005	
3/27/2019	<0.005	
9/11/2019	<0.005	
4/1/2020	<0.005	
9/15/2020	<0.005	
3/16/2021	<0.005	
8/19/2021	<0.005	
2/22/2022		<0.005
8/3/2022		<0.005
2/8/2023		<0.005
8/2/2023		<0.005

# Prediction Limit

Constituent: Selenium (mg/L) Analysis Run 9/14/2023 8:26 AM View: Appendix I  
Plant McIntosh Client: Southern Company Data: McIntosh LF4 CCR

	GWC-21	GWC-21
12/9/2015	<0.005	
12/14/2015	<0.005	
12/29/2015	<0.005	
1/14/2016	<0.005	
1/25/2016	<0.005	
4/21/2016	<0.005	
6/16/2016	<0.005	
8/10/2016	<0.005	
9/27/2016	0.00043 (J)	
11/15/2016	<0.005	
1/12/2017	<0.005	
3/1/2017	<0.005	
4/24/2017	<0.005	
7/25/2017	<0.005	
1/11/2018	<0.005	
7/11/2018	<0.005	
1/30/2019	<0.005	
3/27/2019	<0.005	
9/11/2019	<0.005	
4/1/2020	<0.005	
9/15/2020	<0.005	
3/17/2021	<0.005	
8/19/2021	<0.005	
2/23/2022		<0.005
8/4/2022		<0.005
2/8/2023		<0.005
8/3/2023		<0.005

# Prediction Limit

Constituent: Selenium (mg/L) Analysis Run 9/14/2023 8:26 AM View: Appendix I

Plant McIntosh Client: Southern Company Data: McIntosh LF4 CCR

	GWC-9	GWC-9
8/25/2004	<0.005	
9/11/2004	<0.005	
9/26/2004	<0.005	
10/13/2004	<0.005	
7/11/2005	0.0058	
12/7/2005	<0.005	
6/22/2006	<0.005	
11/28/2006	<0.005	
7/6/2007	<0.005	
12/13/2007	<0.005	
6/20/2008	<0.005	
12/7/2008	<0.005	
7/9/2009	<0.005	
12/29/2009	<0.005	
6/22/2010	<0.005	
1/5/2011	<0.005	
7/9/2011	<0.005	
1/21/2012	<0.005	
7/11/2012	<0.005	
1/19/2013	<0.005	
7/18/2013	<0.005	
1/15/2014	<0.005	
7/10/2014	<0.005	
1/16/2015	<0.005	
6/20/2015	<0.005	
1/14/2016	<0.005	
4/19/2016	<0.005	
6/15/2016	<0.005	
8/10/2016	<0.005	
9/27/2016	<0.005	
11/15/2016	<0.005	
1/13/2017	<0.005	
3/1/2017	<0.005	
4/24/2017	<0.005	
7/24/2017	<0.005	
1/12/2018	<0.005	
7/12/2018	<0.005	
1/30/2019	<0.005	
3/27/2019	<0.005	
9/11/2019	<0.005	
4/1/2020	<0.005	
9/16/2020	<0.005	
3/17/2021	<0.005	
8/19/2021	<0.005	
2/23/2022		<0.005
8/3/2022		<0.005
2/8/2023		<0.005
8/2/2023		<0.005

# Prediction Limit

Constituent: Silver (mg/L) Analysis Run 9/14/2023 8:26 AM View: Appendix I  
Plant McIntosh Client: Southern Company Data: McIntosh LF4 CCR

	GWC-11	GWC-11
8/25/2004	<0.001	
9/11/2004	<0.001	
9/26/2004	<0.001	
10/13/2004	<0.001	
7/11/2005	<0.001	
12/7/2005	<0.001	
6/22/2006	<0.001	
11/28/2006	<0.001	
7/6/2007	<0.001	
12/13/2007	<0.001	
6/20/2008	<0.001	
12/7/2008	<0.001	
7/10/2009	<0.001	
12/29/2009	<0.001	
6/22/2010	<0.001	
1/5/2011	<0.001	
7/9/2011	<0.001	
1/21/2012	<0.001	
7/11/2012	<0.001	
1/19/2013	<0.001	
7/19/2013	<0.001	
1/15/2014	<0.001	
7/11/2014	0.00061 (J)	
1/16/2015	<0.001	
6/20/2015	<0.001	
1/14/2016	<0.001	
6/15/2016	<0.001	
1/12/2017	<0.001	
7/24/2017	<0.001	
1/11/2018	<0.001	
7/12/2018	<0.001	
1/30/2019	<0.001	
3/27/2019	<0.001	
9/11/2019	<0.001	
4/2/2020	<0.001	
9/15/2020	<0.001	
3/17/2021	<0.001	
8/18/2021	<0.001	
2/23/2022		<0.001
8/2/2022		<0.001
2/8/2023		<0.001
8/2/2023		<0.001



# Prediction Limit

Constituent: Thallium (mg/L) Analysis Run 9/14/2023 8:26 AM View: Appendix I  
Plant McIntosh Client: Southern Company Data: McIntosh LF4 CCR

	GWA-13	GWA-13
12/7/2015	<0.001	
12/15/2015	<0.001	
12/29/2015	0.0001 (J)	
1/13/2016	6E-05 (J)	
1/25/2016	<0.001	
4/20/2016	<0.001	
6/14/2016	<0.001	
8/9/2016	<0.001	
9/27/2016	<0.001	
11/15/2016	<0.001	
1/12/2017	<0.001	
2/28/2017	<0.001	
4/20/2017	<0.001	
7/18/2017	<0.001	
1/10/2018	<0.001	
7/11/2018	<0.001	
1/29/2019	<0.001	
3/26/2019	<0.001	
9/10/2019	0.00057 (J)	
3/31/2020	<0.001	
9/15/2020	<0.001	
3/16/2021	<0.001	
8/18/2021	0.00016 (J)	
2/22/2022		<0.001
8/2/2022		<0.001
2/6/2023		<0.001
8/1/2023		<0.001

# Prediction Limit

Constituent: Thallium (mg/L) Analysis Run 9/14/2023 8:26 AM View: Appendix I  
Plant McIntosh Client: Southern Company Data: McIntosh LF4 CCR

	GWA-14	GWA-14
12/7/2015	<0.001	
12/15/2015	<0.001	
12/29/2015	<0.001	
1/13/2016	7.9E-05 (J)	
1/25/2016	<0.001	
4/20/2016	<0.001	
6/14/2016	<0.001	
8/9/2016	<0.001	
9/27/2016	<0.001	
11/15/2016	<0.001	
1/11/2017	<0.001	
2/28/2017	<0.001	
4/20/2017	<0.001	
7/19/2017	<0.001	
1/11/2018	<0.001	
7/11/2018	<0.001	
1/29/2019	<0.001	
3/26/2019	<0.001	
9/10/2019	0.00021 (J)	
4/1/2020	0.00018 (J)	
9/15/2020	<0.001	
3/16/2021	<0.001	
8/17/2021	0.0006 (J)	
2/22/2022		<0.001
8/2/2022		<0.001
2/7/2023		<0.001
8/2/2023		<0.001

# Prediction Limit

Constituent: Thallium (mg/L) Analysis Run 9/14/2023 8:26 AM View: Appendix I  
Plant McIntosh Client: Southern Company Data: McIntosh LF4 CCR

	GWA-16	GWA-16
12/7/2015	<0.001	
12/14/2015	<0.001	
12/28/2015	<0.001	
1/13/2016	<0.001	
1/25/2016	<0.001	
4/20/2016	<0.001	
6/15/2016	<0.001	
8/9/2016	<0.001	
9/27/2016	<0.001	
11/15/2016	<0.001	
1/11/2017	<0.001	
3/1/2017	<0.001	
4/20/2017	<0.001	
7/19/2017	<0.001	
1/11/2018	<0.001	
7/11/2018	<0.001	
1/29/2019	<0.001	
3/26/2019	<0.001	
9/10/2019	0.0002 (J)	
4/1/2020	<0.001	
9/15/2020	<0.001	
3/16/2021	<0.001	
8/17/2021	0.00025 (J)	
2/22/2022		<0.001
8/2/2022		<0.001
2/7/2023		<0.001
8/1/2023		<0.001

# Prediction Limit

Constituent: Thallium (mg/L) Analysis Run 9/14/2023 8:26 AM View: Appendix I  
Plant McIntosh Client: Southern Company Data: McIntosh LF4 CCR

	GWA-2	GWA-2
8/25/2004	<0.001	
9/11/2004	<0.001	
9/26/2004	<0.001	
10/13/2004	<0.001	
7/11/2005	<0.001	
12/7/2005	<0.001	
6/22/2006	<0.001	
11/28/2006	<0.001	
7/6/2007	<0.001	
12/13/2007	<0.001	
6/20/2008	<0.001	
12/7/2008	<0.001	
7/9/2009	<0.001	
12/28/2009	<0.001	
6/22/2010	<0.001	
1/4/2011	<0.001	
7/9/2011	<0.001	
1/21/2012	<0.001	
7/11/2012	<0.001	
1/20/2013	<0.001	
7/19/2013	<0.001	
1/15/2014	<0.001	
6/20/2015	<0.001	
1/16/2016	<0.001	
4/19/2016	<0.001	
6/14/2016	<0.001	
8/9/2016	<0.001	
9/26/2016	<0.001	
11/15/2016	<0.001	
1/10/2017	<0.001	
2/28/2017	<0.001	
4/19/2017	<0.001	
7/17/2017	<0.001	
1/10/2018	<0.001	
7/11/2018	<0.001	
1/29/2019	<0.001	
3/27/2019	<0.001	
9/11/2019	<0.001	
4/1/2020	0.00017 (J)	
9/15/2020	0.00029 (J)	
3/16/2021	<0.001	
8/17/2021	0.00062 (J)	
2/22/2022		<0.001
8/2/2022		<0.001
2/7/2023		<0.001
8/1/2023		<0.001

# Prediction Limit

Constituent: Thallium (mg/L) Analysis Run 9/14/2023 8:26 AM View: Appendix I

Plant McIntosh Client: Southern Company Data: McIntosh LF4 CCR

	GWA-3	GWA-3
8/25/2004	<0.001	
9/11/2004	<0.001	
9/26/2004	<0.001	
10/13/2004	<0.001	
7/11/2005	<0.001	
12/7/2005	<0.001	
6/22/2006	<0.001	
11/28/2006	<0.001	
7/6/2007	<0.001	
12/13/2007	<0.001	
6/20/2008	<0.001	
12/7/2008	<0.001	
7/9/2009	<0.001	
12/28/2009	<0.001	
6/22/2010	<0.001	
1/4/2011	<0.001	
7/9/2011	<0.001	
1/20/2012	<0.001	
7/11/2012	<0.001	
1/19/2013	<0.001	
7/18/2013	<0.001	
1/15/2014	<0.001	
6/19/2015	<0.001	
1/16/2016	<0.001	
4/19/2016	<0.001	
6/14/2016	<0.001	
8/9/2016	<0.001	
9/27/2016	<0.001	
11/14/2016	<0.001	
1/10/2017	<0.001	
2/28/2017	<0.001	
4/19/2017	<0.001	
7/18/2017	<0.001	
1/10/2018	<0.001	
7/11/2018	<0.001	
1/29/2019	<0.001	
3/27/2019	<0.001	
9/11/2019	<0.001	
4/1/2020	<0.001	
9/15/2020	0.00017 (J)	
3/16/2021	<0.001	
8/17/2021	0.00015 (J)	
2/22/2022		<0.001
8/2/2022		<0.001
2/7/2023		<0.001
8/2/2023		<0.001

# Prediction Limit

Constituent: Thallium (mg/L) Analysis Run 9/14/2023 8:26 AM View: Appendix I  
Plant McIntosh Client: Southern Company Data: McIntosh LF4 CCR

	GWA-4A	GWA-4A
8/25/2004	<0.001	
9/11/2004	<0.001	
9/26/2004	<0.001	
10/13/2004	<0.001	
7/11/2005	<0.001	
12/7/2005	<0.001	
6/22/2006	<0.001	
11/28/2006	<0.001	
7/6/2007	<0.001	
12/13/2007	<0.001	
6/20/2008	<0.001	
12/7/2008	<0.001	
7/9/2009	<0.001	
12/30/2009	<0.001	
6/22/2010	<0.001	
1/4/2011	<0.001	
7/9/2011	<0.001	
1/21/2012	<0.001	
7/11/2012	<0.001	
1/20/2013	<0.001	
7/19/2013	<0.001	
1/16/2014	<0.001	
6/20/2015	<0.001	
1/14/2016	<0.001	
4/20/2016	<0.001	
6/14/2016	3.6E-05 (J)	
8/11/2016	<0.001	
9/27/2016	<0.001	
11/14/2016	<0.001	
1/10/2017	<0.001	
2/28/2017	<0.001	
4/20/2017	<0.001	
7/18/2017	<0.001	
1/10/2018	<0.001	
7/11/2018	<0.001	
1/29/2019	<0.001	
3/26/2019	<0.001	
9/10/2019	0.00033 (J)	
3/31/2020	<0.001	
9/16/2020	<0.001	
3/17/2021	<0.001	
8/19/2021	<0.001	
2/23/2022		<0.001
8/3/2022		<0.001
2/7/2023		<0.001
8/1/2023		<0.001

# Prediction Limit

Constituent: Thallium (mg/L) Analysis Run 9/14/2023 8:26 AM View: Appendix I  
Plant McIntosh Client: Southern Company Data: McIntosh LF4 CCR

	GWA-5	GWA-5
8/25/2004	<0.001	
9/11/2004	<0.001	
9/26/2004	<0.001	
10/13/2004	<0.001	
7/11/2005	<0.001	
12/7/2005	<0.001	
6/22/2006	<0.001	
11/28/2006	<0.001	
7/6/2007	<0.001	
12/13/2007	<0.001	
6/20/2008	<0.001	
12/7/2008	<0.001	
7/9/2009	<0.001	
12/29/2009	<0.001	
6/22/2010	<0.001	
1/4/2011	<0.001	
7/9/2011	<0.001	
1/21/2012	<0.001	
7/11/2012	<0.001	
1/19/2013	<0.001	
7/18/2013	<0.001	
1/15/2014	<0.001	
6/19/2015	<0.001	
1/14/2016	<0.001	
4/20/2016	<0.001	
6/14/2016	<0.001	
8/9/2016	<0.001	
9/27/2016	<0.001	
11/15/2016	<0.001	
1/11/2017	<0.001	
1/19/2017	<0.001	
1/24/2017	0.00072	
2/28/2017	<0.001	
4/20/2017	<0.001	
7/18/2017	<0.001	
1/10/2018	<0.001	
7/11/2018	<0.001	
1/29/2019	<0.001	
3/26/2019	<0.001	
9/10/2019	<0.001	
3/31/2020	<0.001	
9/15/2020	<0.001	
3/17/2021	<0.001	
8/19/2021	<0.001	
2/22/2022		<0.001
8/2/2022		<0.001
2/7/2023		<0.001
8/1/2023		<0.001

# Prediction Limit

Constituent: Thallium (mg/L) Analysis Run 9/14/2023 8:26 AM View: Appendix I

Plant McIntosh Client: Southern Company Data: McIntosh LF4 CCR

	GWC-10	GWC-10
8/25/2004	<0.001	
9/11/2004	<0.001	
9/26/2004	<0.001	
10/13/2004	<0.001	
7/11/2005	<0.001	
12/7/2005	<0.001	
6/22/2006	<0.001	
11/28/2006	<0.001	
7/6/2007	<0.001	
12/13/2007	<0.001	
6/20/2008	<0.001	
12/7/2008	<0.001	
7/10/2009	<0.001	
12/29/2009	<0.001	
6/22/2010	<0.001	
1/4/2011	<0.001	
7/9/2011	<0.001	
1/21/2012	<0.001	
7/11/2012	<0.001	
1/20/2013	<0.001	
7/18/2013	<0.001	
1/16/2014	<0.001	
6/20/2015	<0.001	
1/16/2016	<0.001	
4/21/2016	<0.001	
6/16/2016	<0.001	
8/10/2016	<0.001	
9/27/2016	<0.001	
11/15/2016	<0.001	
1/12/2017	<0.001	
3/1/2017	<0.001	
4/24/2017	<0.001	
7/24/2017	<0.001	
1/11/2018	<0.001	
7/12/2018	<0.001	
1/30/2019	<0.001	
3/27/2019	<0.001	
9/11/2019	0.0002 (J)	
4/1/2020	0.00031 (J)	
9/15/2020	<0.001	
3/16/2021	0.00037 (J)	
8/18/2021	<0.001	
2/23/2022		<0.001
8/3/2022		<0.001
2/8/2023		<0.001
8/2/2023		<0.001



# Prediction Limit

Constituent: Thallium (mg/L) Analysis Run 9/14/2023 8:26 AM View: Appendix I

Plant McIntosh Client: Southern Company Data: McIntosh LF4 CCR

	GWC-11	GWC-11
8/25/2004	<0.001	
9/11/2004	<0.001	
9/26/2004	<0.001	
10/13/2004	<0.001	
7/11/2005	<0.001	
12/7/2005	<0.001	
6/22/2006	<0.001	
11/28/2006	<0.001	
7/6/2007	<0.001	
12/13/2007	<0.001	
6/20/2008	<0.001	
12/7/2008	<0.001	
7/10/2009	<0.001	
12/29/2009	<0.001	
6/22/2010	<0.001	
1/5/2011	<0.001	
7/9/2011	<0.001	
1/21/2012	<0.001	
7/11/2012	<0.001	
1/19/2013	<0.001	
7/19/2013	<0.001	
1/15/2014	<0.001	
6/20/2015	<0.001	
1/14/2016	6.1E-05 (J)	
4/20/2016	<0.001	
6/15/2016	<0.001	
8/10/2016	<0.001	
9/27/2016	<0.001	
11/15/2016	<0.001	
1/12/2017	<0.001	
3/1/2017	<0.001	
4/24/2017	<0.001	
7/24/2017	<0.001	
1/11/2018	<0.001	
7/12/2018	<0.001	
1/30/2019	<0.001	
3/27/2019	<0.001	
9/11/2019	<0.001	
4/2/2020	0.00028 (J)	
9/15/2020	<0.001	
3/17/2021	0.00047 (J)	
8/18/2021	<0.001	
2/23/2022		<0.001
8/2/2022		<0.001
2/8/2023		<0.001
8/2/2023		<0.001

# Prediction Limit

Constituent: Thallium (mg/L) Analysis Run 9/14/2023 8:26 AM View: Appendix I  
Plant McIntosh Client: Southern Company Data: McIntosh LF4 CCR

	GWC-12	GWC-12
8/25/2004	<0.001	
9/11/2004	<0.001	
9/26/2004	<0.001	
10/13/2004	<0.001	
7/11/2005	<0.001	
12/7/2005	<0.001	
6/22/2006	<0.001	
11/28/2006	<0.001	
7/6/2007	<0.001	
12/13/2007	<0.001	
6/20/2008	<0.001	
12/7/2008	<0.001	
7/10/2009	<0.001	
12/28/2009	<0.001	
6/22/2010	<0.001	
1/4/2011	<0.001	
7/9/2011	<0.001	
1/20/2012	<0.001	
7/11/2012	<0.001	
1/19/2013	<0.001	
7/18/2013	<0.001	
1/15/2014	<0.001	
6/19/2015	<0.001	
1/16/2016	<0.001	
4/20/2016	<0.001	
6/15/2016	<0.001	
8/10/2016	<0.001	
9/27/2016	<0.001	
11/15/2016	<0.001	
1/12/2017	<0.001	
3/1/2017	<0.001	
4/20/2017	<0.001	
7/20/2017	<0.001	
1/11/2018	<0.001	
7/12/2018	<0.001	
1/30/2019	<0.001	
3/27/2019	<0.001	
9/11/2019	0.00017 (J)	
4/1/2020	<0.001	
9/16/2020	<0.001	
3/16/2021	0.00022 (J)	
8/18/2021	<0.001	
2/23/2022		<0.001
8/3/2022		<0.001
2/7/2023		<0.001
8/2/2023		<0.001

# Prediction Limit

Constituent: Thallium (mg/L) Analysis Run 9/14/2023 8:26 AM View: Appendix I  
Plant McIntosh Client: Southern Company Data: McIntosh LF4 CCR

	GWC-17	GWC-17
12/8/2015	0.0001 (J)	
12/14/2015	9E-05 (J)	
12/28/2015	9E-05 (J)	
1/13/2016	0.0001 (J)	
1/26/2016	9.5E-05 (J)	
4/20/2016	<0.001	
6/15/2016	3.8E-05 (J)	
8/9/2016	<0.001	
9/27/2016	<0.001	
11/15/2016	<0.001	
1/11/2017	<0.001	
3/1/2017	<0.001	
4/20/2017	<0.001	
7/19/2017	<0.001	
1/11/2018	<0.001	
7/11/2018	<0.001	
1/29/2019	<0.001	
3/27/2019	<0.001	
9/11/2019	<0.001	
4/1/2020	<0.001	
9/15/2020	<0.001	
3/16/2021	<0.001	
8/19/2021	<0.001	
2/22/2022		<0.001
8/2/2022		<0.001
2/8/2023		<0.001
8/2/2023		<0.001

# Prediction Limit

Constituent: Thallium (mg/L) Analysis Run 9/14/2023 8:26 AM View: Appendix I  
Plant McIntosh Client: Southern Company Data: McIntosh LF4 CCR

	GWC-18	GWC-18
12/8/2015	0.0001 (J)	
12/14/2015	0.0001 (J)	
12/28/2015	0.0001 (J)	
1/14/2016	0.000137 (J)	
1/26/2016	0.000142 (J)	
4/19/2016	<0.001	
6/16/2016	0.00013 (J)	
8/11/2016	0.00011 (J)	
9/28/2016	0.00012 (J)	
11/16/2016	<0.001	
1/11/2017	9.5E-05 (J)	
3/1/2017	0.00011 (J)	
4/25/2017	0.00012 (J)	
7/25/2017	0.00011 (J)	
1/12/2018	0.00011 (J)	
7/11/2018	9.5E-05 (J)	
1/30/2019	0.00012 (J)	
3/27/2019	<0.001	
9/11/2019	0.00018 (J)	
4/1/2020	<0.001	
9/15/2020	<0.001	
3/17/2021	0.00016 (J)	
8/19/2021	<0.001	
2/23/2022		<0.001
8/2/2022		<0.001
2/7/2023		<0.001
8/2/2023		<0.001

# Prediction Limit

Constituent: Thallium (mg/L) Analysis Run 9/14/2023 8:26 AM View: Appendix I  
Plant McIntosh Client: Southern Company Data: McIntosh LF4 CCR

	GWC-19	GWC-19
12/8/2015	<0.001	
12/15/2015	<0.001	
12/28/2015	<0.001	
1/14/2016	7.9E-05 (J)	
1/26/2016	<0.001	
4/19/2016	<0.001	
6/16/2016	<0.001	
8/10/2016	<0.001	
9/28/2016	<0.001	
11/15/2016	<0.001	
1/16/2017	<0.001	
3/1/2017	<0.001	
4/25/2017	<0.001	
7/25/2017	<0.001	
1/12/2018	<0.001	
7/11/2018	<0.001	
1/29/2019	<0.001	
3/27/2019	<0.001	
9/11/2019	0.00019 (J)	
4/1/2020	<0.001	
9/16/2020	0.00026 (J)	
3/16/2021	<0.001	
8/19/2021	<0.001	
2/23/2022		<0.001
8/3/2022		<0.001
2/8/2023		<0.001
8/2/2023		<0.001

# Prediction Limit

Constituent: Thallium (mg/L) Analysis Run 9/14/2023 8:26 AM View: Appendix I  
Plant McIntosh Client: Southern Company Data: McIntosh LF4 CCR

	GWC-20	GWC-20
12/9/2015	0.0001 (J)	
12/14/2015	9E-05 (J)	
12/29/2015	0.0001 (J)	
1/14/2016	0.000118 (J)	
1/25/2016	0.000102 (J)	
4/21/2016	<0.001	
6/16/2016	5.2E-05 (J)	
8/10/2016	<0.001	
9/27/2016	<0.001	
11/15/2016	<0.001	
1/13/2017	<0.001	
3/1/2017	<0.001	
4/25/2017	<0.001	
7/25/2017	<0.001	
1/12/2018	<0.001	
7/11/2018	<0.001	
1/29/2019	<0.001	
3/27/2019	<0.001	
9/11/2019	0.00034 (J)	
4/1/2020	<0.001	
9/15/2020	<0.001	
3/16/2021	<0.001	
8/19/2021	<0.001	
2/22/2022		<0.001
8/3/2022		<0.001
2/8/2023		<0.001
8/2/2023		<0.001

# Prediction Limit

Constituent: Thallium (mg/L) Analysis Run 9/14/2023 8:26 AM View: Appendix I  
Plant McIntosh Client: Southern Company Data: McIntosh LF4 CCR

	GWC-21	GWC-21
12/9/2015	<0.001	
12/14/2015	<0.001	
12/29/2015	<0.001	
1/14/2016	<0.001	
1/25/2016	<0.001	
4/21/2016	<0.001	
6/16/2016	2.7E-05 (J)	
8/10/2016	<0.001	
9/27/2016	0.00016 (J)	
11/15/2016	<0.001	
1/12/2017	<0.001	
3/1/2017	<0.001	
4/24/2017	<0.001	
7/25/2017	<0.001	
1/11/2018	<0.001	
7/11/2018	<0.001	
1/30/2019	<0.001	
3/27/2019	<0.001	
9/11/2019	0.00041 (J)	
4/1/2020	<0.001	
9/15/2020	<0.001	
3/17/2021	<0.001	
8/19/2021	<0.001	
2/23/2022		<0.001
8/4/2022		<0.001
2/8/2023		<0.001
8/3/2023		<0.001

# Prediction Limit

Constituent: Thallium (mg/L) Analysis Run 9/14/2023 8:26 AM View: Appendix I  
Plant McIntosh Client: Southern Company Data: McIntosh LF4 CCR

	GWC-23	GWC-23
6/16/2016	<0.001	
8/10/2016	<0.001	
9/28/2016	<0.001	
11/16/2016	<0.001	
1/17/2017	<0.001	
3/2/2017	<0.001	
4/25/2017	<0.001	
7/13/2017	<0.001	
7/25/2017	9E-05 (J)	
1/12/2018	0.00011 (J)	
7/12/2018	0.0001 (J)	
1/30/2019	0.00016 (J)	
3/27/2019	0.00011	
9/11/2019	0.00034 (J)	
4/1/2020	<0.001	
9/15/2020	<0.001	
3/17/2021	<0.001	
8/19/2021	<0.001	
2/23/2022		<0.001
8/4/2022		<0.001
2/8/2023		<0.001
8/3/2023		<0.001



# Prediction Limit

Constituent: Thallium (mg/L) Analysis Run 9/14/2023 8:26 AM View: Appendix I  
Plant McIntosh Client: Southern Company Data: McIntosh LF4 CCR

	GWC-9	GWC-9
8/25/2004	<0.001	
9/11/2004	<0.001	
9/26/2004	<0.001	
10/13/2004	<0.001	
7/11/2005	<0.001	
12/7/2005	<0.001	
6/22/2006	<0.001	
11/28/2006	<0.001	
7/6/2007	<0.001	
12/13/2007	<0.001	
6/20/2008	<0.001	
12/7/2008	<0.001	
7/9/2009	<0.001	
12/29/2009	<0.001	
6/22/2010	<0.001	
1/5/2011	<0.001	
7/9/2011	<0.001	
1/21/2012	<0.001	
7/11/2012	<0.001	
1/19/2013	<0.001	
7/18/2013	<0.001	
1/15/2014	<0.001	
6/20/2015	<0.001	
1/14/2016	<0.001	
4/19/2016	<0.001	
6/15/2016	<0.001	
8/10/2016	<0.001	
9/27/2016	<0.001	
11/15/2016	<0.001	
1/13/2017	<0.001	
3/1/2017	<0.001	
4/24/2017	<0.001	
7/24/2017	<0.001	
1/12/2018	<0.001	
7/12/2018	<0.001	
1/30/2019	<0.001	
3/27/2019	<0.001	
9/11/2019	0.00023 (J)	
4/1/2020	<0.001	
9/16/2020	<0.001	
3/17/2021	<0.001	
8/19/2021	<0.001	
2/23/2022		<0.001
8/3/2022		<0.001
2/8/2023		<0.001
8/2/2023		<0.001

# Prediction Limit

Constituent: Vanadium (mg/L) Analysis Run 9/14/2023 8:26 AM View: Appendix I  
Plant McIntosh Client: Southern Company Data: McIntosh LF4 CCR

	GWA-13	GWA-13
12/7/2015	<0.002	
12/15/2015	<0.002	
12/29/2015	<0.002	
1/13/2016	<0.002	
1/25/2016	<0.002	
6/14/2016	0.00055 (J)	
1/12/2017	0.0018 (J)	
7/18/2017	<0.002	
1/10/2018	<0.002	
7/11/2018	<0.002	
1/29/2019	0.0018 (J)	
3/26/2019	<0.002	
9/10/2019	0.0027	
3/31/2020	<0.002	
9/15/2020	<0.002	
3/16/2021	<0.002	
8/18/2021	<0.002	
2/22/2022		<0.002
8/2/2022		<0.002
2/6/2023		<0.002
8/1/2023		<0.002

# Prediction Limit

Constituent: Vanadium (mg/L) Analysis Run 9/14/2023 8:26 AM View: Appendix I  
Plant McIntosh Client: Southern Company Data: McIntosh LF4 CCR

	GWA-14	GWA-14
12/7/2015	<0.002	
12/15/2015	<0.002	
12/29/2015	<0.002	
1/13/2016	<0.002	
1/25/2016	<0.002	
6/14/2016	0.00033 (J)	
1/11/2017	<0.002	
7/19/2017	<0.002	
1/11/2018	<0.002	
7/11/2018	<0.002	
1/29/2019	<0.002	
3/26/2019	<0.002	
9/10/2019	0.002	
4/1/2020	<0.002	
9/15/2020	<0.002	
3/16/2021	<0.002	
8/17/2021	<0.002	
2/22/2022		<0.002
8/2/2022		<0.002
2/7/2023		<0.002
8/2/2023		<0.002

# Prediction Limit

Constituent: Vanadium (mg/L) Analysis Run 9/14/2023 8:26 AM View: Appendix I  
Plant McIntosh Client: Southern Company Data: McIntosh LF4 CCR

	GWA-15	GWA-15
12/7/2015	<0.002	
12/15/2015	<0.002	
12/28/2015	<0.002	
1/13/2016	<0.002	
1/25/2016	<0.002	
6/15/2016	0.0003 (J)	
1/11/2017	0.0017 (J)	
7/19/2017	<0.002	
1/11/2018	<0.002	
7/11/2018	<0.002	
1/29/2019	<0.002	
3/26/2019	0.0041	
9/11/2019	0.0016	
4/1/2020	<0.002	
9/15/2020	<0.002	
3/17/2021	<0.002	
8/19/2021	<0.002	
2/22/2022		<0.002
8/2/2022		<0.002
2/7/2023		<0.002
8/1/2023		<0.002

# Prediction Limit

Constituent: Vanadium (mg/L) Analysis Run 9/14/2023 8:26 AM View: Appendix I  
Plant McIntosh Client: Southern Company Data: McIntosh LF4 CCR

	GWA-16	GWA-16
12/7/2015	<0.002	
12/14/2015	<0.002	
12/28/2015	<0.002	
1/13/2016	<0.002	
1/25/2016	<0.002	
6/15/2016	0.00015 (J)	
1/11/2017	0.0015 (J)	
7/19/2017	<0.002	
1/11/2018	<0.002	
7/11/2018	<0.002	
1/29/2019	<0.002	
3/26/2019	0.0019	
9/10/2019	0.0019	
4/1/2020	<0.002	
9/15/2020	<0.002	
3/16/2021	<0.002	
8/17/2021	<0.002	
2/22/2022		<0.002
8/2/2022		<0.002
2/7/2023		<0.002
8/1/2023		<0.002

# Prediction Limit

Constituent: Vanadium (mg/L) Analysis Run 9/14/2023 8:26 AM View: Appendix I  
Plant McIntosh Client: Southern Company Data: McIntosh LF4 CCR

	GWA-2	GWA-2
8/25/2004	<0.002	
9/11/2004	<0.002	
9/26/2004	<0.002	
10/13/2004	<0.002	
7/11/2005	<0.002	
12/7/2005	<0.002	
6/22/2006	<0.002	
11/28/2006	<0.002	
7/6/2007	<0.002	
12/13/2007	<0.002	
6/20/2008	<0.002	
12/7/2008	<0.002	
7/9/2009	<0.002	
12/28/2009	<0.002	
6/22/2010	<0.002	
1/4/2011	<0.002	
7/9/2011	<0.002	
1/21/2012	<0.002	
7/11/2012	0.0051	
1/20/2013	<0.002	
7/19/2013	<0.002	
1/15/2014	<0.002	
7/11/2014	<0.002	
1/16/2015	<0.002	
6/20/2015	<0.002	
1/16/2016	<0.002	
6/14/2016	0.00044 (J)	
1/10/2017	0.0014 (J)	
7/17/2017	<0.002	
1/10/2018	<0.002	
7/11/2018	<0.002	
1/29/2019	<0.002	
3/27/2019	0.0019	
9/11/2019	0.0014	
4/1/2020	<0.002	
9/15/2020	<0.002	
3/16/2021	<0.002	
8/17/2021	<0.002	
2/22/2022		0.001
8/2/2022		<0.002
2/7/2023		<0.002
8/1/2023		<0.002

# Prediction Limit

Constituent: Vanadium (mg/L) Analysis Run 9/14/2023 8:26 AM View: Appendix I  
Plant McIntosh Client: Southern Company Data: McIntosh LF4 CCR

	GWA-3	GWA-3
8/25/2004	<0.002	
9/11/2004	<0.002	
9/26/2004	<0.002	
10/13/2004	<0.002	
7/11/2005	<0.002	
12/7/2005	<0.002	
6/22/2006	<0.002	
11/28/2006	<0.002	
7/6/2007	0.0031	
12/13/2007	<0.002	
6/20/2008	0.005	
12/7/2008	<0.002	
7/9/2009	<0.002	
12/28/2009	<0.002	
6/22/2010	<0.002	
1/5/2011	0.056 (O)	
7/9/2011	0.0033	
1/20/2012	<0.002	
7/11/2012	<0.002	
1/19/2013	<0.002	
7/18/2013	<0.002	
1/15/2014	<0.002	
7/11/2014	<0.002	
1/15/2015	<0.002	
6/19/2015	<0.002	
1/16/2016	<0.002	
6/14/2016	0.00027 (J)	
1/10/2017	0.0015 (J)	
7/18/2017	<0.002	
1/10/2018	<0.002	
7/11/2018	<0.002	
1/29/2019	<0.002	
3/27/2019	0.0047	
9/11/2019	0.0012	
4/1/2020	<0.002	
9/15/2020	<0.002	
3/16/2021	<0.002	
8/17/2021	<0.002	
2/22/2022		<0.002
8/2/2022		<0.002
2/7/2023		<0.002
8/2/2023		<0.002

# Prediction Limit

Constituent: Vanadium (mg/L) Analysis Run 9/14/2023 8:26 AM View: Appendix I  
Plant McIntosh Client: Southern Company Data: McIntosh LF4 CCR

	GWA-4A	GWA-4A
8/25/2004	<0.002	
9/11/2004	<0.002	
9/26/2004	<0.002	
10/13/2004	<0.002	
7/11/2005	<0.002	
12/7/2005	<0.002	
6/22/2006	<0.002	
11/28/2006	<0.002	
7/6/2007	<0.002	
12/13/2007	<0.002	
6/20/2008	0.0033	
12/7/2008	<0.002	
7/9/2009	<0.002	
12/30/2009	<0.002	
6/22/2010	<0.002	
1/4/2011	<0.002	
7/10/2011	<0.002	
1/21/2012	<0.002	
7/11/2012	<0.002	
1/20/2013	<0.002	
7/19/2013	<0.002	
1/16/2014	<0.002	
7/10/2014	<0.002	
1/16/2015	<0.002	
6/20/2015	<0.002	
1/14/2016	<0.002	
6/14/2016	0.00028 (J)	
1/10/2017	0.0014 (J)	
7/18/2017	<0.002	
1/10/2018	<0.002	
7/11/2018	<0.002	
1/29/2019	<0.002	
3/26/2019	0.0027	
9/10/2019	0.0018	
3/31/2020	<0.002	
9/16/2020	<0.002	
3/17/2021	<0.002	
8/19/2021	<0.002	
2/23/2022		<0.002
8/3/2022		0.00097 (J)
2/7/2023		<0.002
8/1/2023		<0.002



# Prediction Limit

Constituent: Vanadium (mg/L) Analysis Run 9/14/2023 8:26 AM View: Appendix I  
Plant McIntosh Client: Southern Company Data: McIntosh LF4 CCR

	GWA-5	GWA-5
8/25/2004	<0.002	
9/11/2004	<0.002	
9/26/2004	<0.002	
10/13/2004	<0.002	
7/11/2005	<0.002	
12/7/2005	<0.002	
6/22/2006	<0.002	
11/28/2006	<0.002	
7/6/2007	<0.002	
12/13/2007	<0.002	
6/20/2008	<0.002	
12/7/2008	<0.002	
7/9/2009	<0.002	
12/29/2009	<0.002	
6/22/2010	<0.002	
1/4/2011	<0.002	
7/9/2011	<0.002	
1/21/2012	<0.002	
7/11/2012	<0.002	
1/19/2013	<0.002	
7/18/2013	<0.002	
1/15/2014	<0.002	
7/10/2014	<0.002	
1/15/2015	<0.002	
6/19/2015	0.0035 (J)	
1/14/2016	<0.002	
6/14/2016	0.00047 (J)	
1/11/2017	0.0016 (J)	
7/18/2017	<0.002	
1/10/2018	<0.002	
7/11/2018	<0.002	
1/29/2019	<0.002	
3/26/2019	0.0015	
9/10/2019	0.0018	
3/31/2020	<0.002	
9/15/2020	<0.002	
3/17/2021	<0.002	
8/19/2021	<0.002	
2/22/2022		<0.002
8/2/2022		<0.002
2/7/2023		<0.002
8/1/2023		<0.002

# Prediction Limit

Constituent: Vanadium (mg/L) Analysis Run 9/14/2023 8:26 AM View: Appendix I  
Plant McIntosh Client: Southern Company Data: McIntosh LF4 CCR

	GWC-1	GWC-1
8/25/2004	<0.002	
9/11/2004	<0.002	
9/26/2004	<0.002	
7/11/2005	<0.002	
12/7/2005	<0.002	
6/22/2006	<0.002	
11/28/2006	<0.002	
7/6/2007	<0.002	
12/13/2007	<0.002	
6/20/2008	<0.002	
12/7/2008	<0.002	
7/9/2009	<0.002	
12/28/2009	<0.002	
6/22/2010	<0.002	
1/4/2011	<0.002	
7/9/2011	0.0032	
1/21/2012	<0.002	
7/11/2012	<0.002	
1/20/2013	<0.002	
7/19/2013	<0.002	
1/15/2014	<0.002	
7/11/2014	<0.002	
1/16/2015	<0.002	
6/20/2015	0.0017 (J)	
1/16/2016	<0.002	
6/15/2016	0.00031 (J)	
1/12/2017	0.0031	
7/19/2017	<0.002	
1/11/2018	<0.002	
7/12/2018	<0.002	
1/30/2019	<0.002	
3/27/2019	<0.002	
9/11/2019	0.0013	
4/1/2020	<0.002	
9/15/2020	<0.002	
3/16/2021	<0.002	
8/18/2021	0.0011	
2/23/2022		<0.002
8/3/2022		<0.002
2/7/2023		<0.002
8/2/2023		0.00084 (J)

# Prediction Limit

Constituent: Vanadium (mg/L) Analysis Run 9/14/2023 8:26 AM View: Appendix I  
Plant McIntosh Client: Southern Company Data: McIntosh LF4 CCR

	GWC-10	GWC-10
8/25/2004	<0.001	
9/11/2004	<0.001	
9/26/2004	<0.001	
10/13/2004	<0.001	
7/11/2005	<0.001	
12/7/2005	<0.001	
6/22/2006	<0.001	
11/28/2006	<0.001	
7/6/2007	<0.001	
12/13/2007	<0.001	
6/20/2008	<0.001	
12/7/2008	<0.001	
7/10/2009	<0.001	
12/29/2009	<0.001	
6/22/2010	<0.001	
1/4/2011	<0.001	
7/10/2011	<0.001	
1/21/2012	<0.001	
7/11/2012	<0.001	
1/20/2013	<0.001	
7/19/2013	<0.001	
1/16/2014	<0.001	
7/10/2014	<0.001	
1/16/2015	0.00098 (J)	
6/20/2015	0.0019 (J)	
1/16/2016	0.0008 (J)	
6/16/2016	0.0011 (J)	
1/12/2017	0.0087 (o)	
7/24/2017	0.0027	
1/11/2018	<0.001	
7/12/2018	<0.001	
1/30/2019	0.0027 (J)	
3/27/2019	0.0065 (o)	
9/11/2019	0.0022	
4/1/2020	0.0012	
9/15/2020	<0.001	
3/16/2021	0.0013	
8/18/2021	0.0015	
2/23/2022		0.0011
8/3/2022		0.002
2/8/2023		0.001 (J)
8/2/2023		0.00096 (J)

# Prediction Limit

Constituent: Vanadium (mg/L) Analysis Run 9/14/2023 8:26 AM View: Appendix I  
Plant McIntosh Client: Southern Company Data: McIntosh LF4 CCR

	GWC-11	GWC-11
8/25/2004	<0.0025	
9/11/2004	<0.0025	
9/26/2004	<0.0025	
10/13/2004	<0.0025	
7/11/2005	<0.0025	
12/7/2005	<0.0025	
6/22/2006	<0.0025	
11/28/2006	<0.0025	
7/6/2007	<0.0025	
12/13/2007	<0.0025	
6/20/2008	0.0093 (o)	
12/7/2008	<0.0025	
7/10/2009	<0.0025	
12/29/2009	<0.0025	
6/22/2010	0.0025	
1/5/2011	<0.0025	
7/9/2011	<0.0025	
1/21/2012	<0.0025	
7/11/2012	<0.0025	
1/19/2013	<0.0025	
7/19/2013	<0.0025	
1/15/2014	<0.0025	
7/11/2014	0.001 (J)	
1/16/2015	0.00089 (J)	
6/20/2015	0.0017 (J)	
1/14/2016	0.0017 (J)	
6/15/2016	0.0018 (J)	
1/12/2017	0.01 (o)	
7/24/2017	0.0015 (J)	
1/11/2018	<0.0025	
7/12/2018	<0.0025	
1/30/2019	<0.0025	
3/27/2019	0.0016	
9/11/2019	0.0025	
4/2/2020	0.0016	
9/15/2020	0.001	
3/17/2021	0.0015	
8/18/2021	0.0018	
2/23/2022		0.0013
8/2/2022		0.0014
2/8/2023		0.00095 (J)
8/2/2023		0.0015 (J)

# Prediction Limit

Constituent: Vanadium (mg/L) Analysis Run 9/14/2023 8:26 AM View: Appendix I  
Plant McIntosh Client: Southern Company Data: McIntosh LF4 CCR

	GWC-12	GWC-12
8/25/2004	<0.002	
9/11/2004	<0.002	
9/26/2004	<0.002	
10/13/2004	<0.002	
7/11/2005	<0.002	
12/7/2005	<0.002	
6/22/2006	<0.002	
11/28/2006	<0.002	
7/6/2007	<0.002	
12/13/2007	<0.002	
6/20/2008	<0.002	
12/7/2008	<0.002	
7/10/2009	<0.002	
12/28/2009	<0.002	
6/22/2010	<0.002	
1/4/2011	<0.002	
7/9/2011	<0.002	
1/20/2012	<0.002	
7/11/2012	<0.002	
1/19/2013	<0.002	
7/18/2013	<0.002	
1/15/2014	<0.002	
7/11/2014	<0.002	
1/15/2015	<0.002	
6/19/2015	<0.002	
1/16/2016	<0.002	
6/15/2016	0.0004 (J)	
1/12/2017	0.0075 (o)	
7/20/2017	0.0015 (J)	
1/11/2018	<0.002	
7/12/2018	<0.002	
1/30/2019	<0.002	
3/27/2019	0.0078 (o)	
9/11/2019	0.0011	
4/1/2020	<0.002	
9/16/2020	<0.002	
3/16/2021	<0.002	
8/18/2021	<0.002	
2/23/2022		<0.002
8/3/2022		0.0016
2/7/2023		<0.002
8/2/2023		<0.002

# Prediction Limit

Constituent: Vanadium (mg/L) Analysis Run 9/14/2023 8:26 AM View: Appendix I  
Plant McIntosh Client: Southern Company Data: McIntosh LF4 CCR

	GWC-17	GWC-17
12/8/2015	<0.002	
12/14/2015	<0.002	
12/28/2015	<0.002	
1/13/2016	<0.002	
1/26/2016	<0.002	
6/15/2016	0.00047 (J)	
1/11/2017	<0.002	
7/19/2017	<0.002	
1/11/2018	<0.002	
7/11/2018	<0.002	
1/29/2019	<0.002	
3/27/2019	0.004	
9/11/2019	0.0018	
4/1/2020	<0.002	
9/15/2020	<0.002	
3/16/2021	<0.002	
8/19/2021	0.0013	
2/22/2022		<0.002
8/2/2022		<0.002
2/8/2023		<0.002
8/2/2023		<0.002

# Prediction Limit

Constituent: Vanadium (mg/L) Analysis Run 9/14/2023 8:26 AM View: Appendix I  
Plant McIntosh Client: Southern Company Data: McIntosh LF4 CCR

---

	GWC-18	GWC-18
12/8/2015	0.0023 (J)	
12/14/2015	0.0028 (J)	
12/28/2015	0.0024 (J)	
1/14/2016	0.0022 (J)	
1/26/2016	0.0022 (J)	
6/16/2016	0.0041 (J)	
1/11/2017	0.003	
7/25/2017	0.0055	
1/12/2018	0.0022 (J)	
7/11/2018	0.0016 (J)	
1/30/2019	0.0042 (J)	
3/27/2019	0.0074	
9/11/2019	0.0037	
4/1/2020	0.0024	
9/15/2020	0.0022	
3/17/2021	0.0026	
8/19/2021	0.003	
2/23/2022		0.0025
8/2/2022		0.0028
2/7/2023		0.0038
8/2/2023		0.0031

# Prediction Limit

Constituent: Vanadium (mg/L) Analysis Run 9/14/2023 8:26 AM View: Appendix I  
Plant McIntosh Client: Southern Company Data: McIntosh LF4 CCR

	GWC-19	GWC-19
12/8/2015	0.0023 (J)	
12/15/2015	0.0016 (J)	
12/28/2015	0.0013 (J)	
1/14/2016	0.0014 (J)	
1/26/2016	0.0013 (J)	
6/16/2016	0.00092 (J)	
1/16/2017	0.0067	
7/25/2017	0.0035	
1/12/2018	<0.002	
7/11/2018	<0.002	
1/29/2019	<0.002	
3/27/2019	<0.002	
9/11/2019	0.0023	
4/1/2020	<0.002	
9/16/2020	<0.002	
3/16/2021	<0.002	
8/19/2021	0.0015	
2/23/2022		0.00088 (J)
8/3/2022		0.0022
2/8/2023		0.00088 (J)
8/2/2023		<0.002



# Prediction Limit

Constituent: Vanadium (mg/L) Analysis Run 9/14/2023 8:26 AM View: Appendix I  
Plant McIntosh Client: Southern Company Data: McIntosh LF4 CCR

	GWC-20	GWC-20
12/9/2015	<0.002	
12/14/2015	<0.002	
12/29/2015	<0.002	
1/14/2016	<0.002	
1/25/2016	<0.002	
6/16/2016	0.00054 (J)	
1/13/2017	0.0074	
7/25/2017	0.0034	
1/12/2018	<0.002	
7/11/2018	<0.002	
1/29/2019	<0.002	
3/27/2019	0.0031	
9/11/2019	0.0018	
4/1/2020	<0.002	
9/15/2020	<0.002	
3/16/2021	<0.002	
8/19/2021	<0.002	
2/22/2022		<0.002
8/3/2022		0.0017
2/8/2023		<0.002
8/2/2023		<0.002

# Prediction Limit

Constituent: Vanadium (mg/L) Analysis Run 9/14/2023 8:26 AM View: Appendix I  
Plant McIntosh Client: Southern Company Data: McIntosh LF4 CCR

	GWC-21	GWC-21
12/9/2015	<0.002	
12/14/2015	<0.002	
12/29/2015	<0.002	
1/14/2016	<0.002	
1/25/2016	<0.002	
6/16/2016	0.00048 (J)	
1/12/2017	0.0058	
7/25/2017	0.0029	
1/11/2018	<0.002	
7/11/2018	<0.002	
1/30/2019	<0.002	
3/27/2019	0.0049	
9/11/2019	0.0015	
4/1/2020	<0.002	
9/15/2020	<0.002	
3/17/2021	<0.002	
8/19/2021	0.001	
2/23/2022		<0.002
8/4/2022		0.0019
2/8/2023		<0.002
8/3/2023		<0.002

# Prediction Limit

Constituent: Vanadium (mg/L) Analysis Run 9/14/2023 8:26 AM View: Appendix I  
Plant McIntosh Client: Southern Company Data: McIntosh LF4 CCR

---

	GWC-23	GWC-23
6/16/2016	0.00063 (J)	
1/17/2017	0.0026	
7/25/2017	0.003	
1/12/2018	<0.002	
7/12/2018	<0.002	
1/30/2019	<0.002	
3/27/2019	0.0055	
9/11/2019	0.0015	
4/1/2020	<0.002	
9/15/2020	<0.002	
3/17/2021	<0.002	
8/19/2021	0.0011	
2/23/2022		<0.002
8/4/2022		0.00095 (J)
2/8/2023		<0.002
8/3/2023		0.0007 (J)

# Prediction Limit

Constituent: Vanadium (mg/L) Analysis Run 9/14/2023 8:26 AM View: Appendix I  
Plant McIntosh Client: Southern Company Data: McIntosh LF4 CCR

	GWC-9	GWC-9
8/25/2004	<0.002	
9/11/2004	<0.002	
9/26/2004	<0.002	
10/13/2004	<0.002	
7/11/2005	<0.002	
12/7/2005	<0.002	
6/22/2006	<0.002	
11/28/2006	<0.002	
7/6/2007	<0.002	
12/13/2007	<0.002	
6/20/2008	0.0037	
12/7/2008	<0.002	
7/9/2009	<0.002	
12/29/2009	<0.002	
6/22/2010	<0.002	
1/5/2011	<0.002	
7/9/2011	<0.002	
1/21/2012	<0.002	
7/11/2012	<0.002	
1/19/2013	<0.002	
7/18/2013	<0.002	
1/15/2014	<0.002	
7/10/2014	<0.002	
1/16/2015	<0.002	
6/20/2015	<0.002	
1/14/2016	<0.002	
6/15/2016	0.00019 (J)	
1/13/2017	0.0091 (o)	
7/24/2017	0.0027	
1/12/2018	<0.002	
7/12/2018	<0.002	
1/30/2019	<0.002	
3/27/2019	0.006	
9/11/2019	0.0015	
4/1/2020	<0.002	
9/16/2020	<0.002	
3/17/2021	<0.002	
8/19/2021	<0.002	
2/23/2022		<0.002
8/3/2022		0.0016
2/8/2023		<0.002
8/2/2023		<0.002

# Prediction Limit

Constituent: Zinc (mg/L) Analysis Run 9/14/2023 8:27 AM View: Appendix I  
Plant McIntosh Client: Southern Company Data: McIntosh LF4 CCR

	GWA-13	GWA-13
12/7/2015	0.0034	
12/15/2015	0.003	
12/29/2015	0.0028	
1/13/2016	0.0025	
1/25/2016	0.0022 (J)	
6/14/2016	0.0042 (J)	
1/12/2017	<0.005	
7/18/2017	<0.005	
1/10/2018	<0.005	
7/11/2018	<0.005	
1/29/2019	<0.005	
3/26/2019	<0.005	
9/10/2019	0.0061	
3/31/2020	<0.005	
9/15/2020	0.0037 (J)	
3/16/2021	<0.005	
8/18/2021	<0.005	
2/22/2022		<0.005
8/2/2022		<0.005
2/6/2023		<0.005
8/1/2023		0.0032 (J)

# Prediction Limit

Constituent: Zinc (mg/L) Analysis Run 9/14/2023 8:27 AM View: Appendix I  
Plant McIntosh Client: Southern Company Data: McIntosh LF4 CCR

	GWA-14	GWA-14
12/7/2015	0.0044	
12/15/2015	0.0031	
12/29/2015	0.0028	
1/13/2016	0.0028	
1/25/2016	0.0034	
6/14/2016	0.0036 (J)	
1/11/2017	0.013 (J)	
7/19/2017	<0.005	
1/11/2018	<0.005	
7/11/2018	<0.005	
1/29/2019	0.0048 (J)	
3/26/2019	<0.005	
9/10/2019	0.0069	
4/1/2020	<0.005	
9/15/2020	0.024	
3/16/2021	0.007	
8/17/2021	<0.005	
2/22/2022		0.0054
8/2/2022		0.0042 (J)
2/7/2023		0.0031 (J)
8/2/2023		0.003 (J)

# Prediction Limit

Constituent: Zinc (mg/L) Analysis Run 9/14/2023 8:27 AM View: Appendix I  
Plant McIntosh Client: Southern Company Data: McIntosh LF4 CCR

	GWA-15	GWA-15
12/7/2015	0.0052	
12/15/2015	0.0046	
12/28/2015	0.0042	
1/13/2016	0.0038	
1/25/2016	0.0036	
6/15/2016	0.0028 (J)	
1/11/2017	0.014 (J)	
7/19/2017	<0.005	
1/11/2018	<0.005	
7/11/2018	<0.005	
1/29/2019	0.0059 (J)	
3/26/2019	<0.005	
9/11/2019	0.0062	
4/1/2020	<0.005	
9/15/2020	0.0033 (J)	
3/17/2021	0.0063	
8/19/2021	<0.005	
2/22/2022		0.0057
8/2/2022		0.0039 (J)
2/7/2023		<0.005
8/1/2023		0.0029 (J)

# Prediction Limit

Constituent: Zinc (mg/L) Analysis Run 9/14/2023 8:27 AM View: Appendix I  
Plant McIntosh Client: Southern Company Data: McIntosh LF4 CCR

	GWA-16	GWA-16
12/7/2015	0.0048	
12/14/2015	0.0038	
12/28/2015	0.0042	
1/13/2016	0.0036	
1/25/2016	0.0033	
6/15/2016	0.0032 (J)	
1/11/2017	<0.005	
7/19/2017	<0.005	
1/11/2018	<0.005	
7/11/2018	<0.005	
1/29/2019	0.0024 (J)	
3/26/2019	<0.005	
9/10/2019	0.006	
4/1/2020	<0.005	
9/15/2020	0.0033 (J)	
3/16/2021	0.005	
8/17/2021	<0.005	
2/22/2022		0.0076
8/2/2022		0.0032 (J)
2/7/2023		0.0063
8/1/2023		0.0032 (J)



# Prediction Limit

Constituent: Zinc (mg/L) Analysis Run 9/14/2023 8:27 AM View: Appendix I

Plant McIntosh Client: Southern Company Data: McIntosh LF4 CCR

	GWA-2	GWA-2
8/25/2004	0.014	
9/11/2004	<0.02	
9/26/2004	<0.02	
10/13/2004	<0.02	
7/11/2005	<0.02	
12/7/2005	<0.02	
6/22/2006	0.0041	
11/28/2006	0.0033	
7/6/2007	0.0036	
12/13/2007	<0.02	
6/20/2008	0.0045	
12/7/2008	0.0031	
7/9/2009	0.004	
12/28/2009	0.0027	
6/22/2010	0.0028	
1/4/2011	0.0027	
7/9/2011	0.0051	
1/21/2012	0.004	
7/11/2012	0.0075	
1/20/2013	0.0034	
7/19/2013	<0.02	
1/15/2014	0.0049	
7/11/2014	0.0038	
1/16/2015	0.0032	
6/20/2015	0.0042	
1/16/2016	0.0042	
6/14/2016	0.0043 (J)	
1/10/2017	0.0084 (J)	
7/17/2017	<0.02	
1/10/2018	<0.02	
7/11/2018	<0.02	
1/29/2019	0.0064 (J)	
3/27/2019	<0.02	
9/11/2019	0.0089	
4/1/2020	0.0066	
9/15/2020	0.0049 (J)	
3/16/2021	0.0045 (J)	
8/17/2021	0.004 (J)	
2/22/2022		0.0055
8/2/2022		0.0074
2/7/2023		0.0051
8/1/2023		0.0061

# Prediction Limit

Constituent: Zinc (mg/L) Analysis Run 9/14/2023 8:27 AM View: Appendix I  
Plant McIntosh Client: Southern Company Data: McIntosh LF4 CCR

	GWA-3	GWA-3
8/25/2004	<0.005	
9/11/2004	<0.005	
9/26/2004	<0.005	
10/13/2004	<0.005	
7/11/2005	<0.005	
12/7/2005	<0.005	
6/22/2006	0.0042	
11/28/2006	0.0048	
7/6/2007	0.045	
12/13/2007	0.005	
6/20/2008	0.012	
12/7/2008	0.042	
7/9/2009	0.0038	
12/28/2009	<0.005	
6/22/2010	<0.005	
1/5/2011	0.057 (O)	
7/9/2011	0.0085	
1/20/2012	0.0057	
7/11/2012	<0.005	
1/19/2013	<0.005	
7/18/2013	0.0028	
1/15/2014	0.0047	
7/11/2014	0.0025	
1/15/2015	0.002 (J)	
6/19/2015	0.0019 (J)	
1/16/2016	0.0033	
6/14/2016	0.0028 (J)	
1/10/2017	0.0079 (J)	
7/18/2017	<0.005	
1/10/2018	<0.005	
7/11/2018	<0.005	
1/29/2019	<0.005	
3/27/2019	<0.005	
9/11/2019	0.012	
4/1/2020	<0.005	
9/15/2020	<0.005	
3/16/2021	0.0035 (J)	
8/17/2021	<0.005	
2/22/2022		<0.005
8/2/2022		0.033
2/7/2023		0.0032 (J)
8/2/2023		<0.005

# Prediction Limit

Constituent: Zinc (mg/L) Analysis Run 9/14/2023 8:27 AM View: Appendix I

Plant McIntosh Client: Southern Company Data: McIntosh LF4 CCR

	GWA-4A	GWA-4A
8/25/2004	<0.005	
9/11/2004	<0.005	
9/26/2004	<0.005	
10/13/2004	<0.005	
7/11/2005	<0.005	
12/7/2005	0.06 (O)	
6/22/2006	0.0061	
11/28/2006	0.0064	
7/6/2007	0.011	
12/13/2007	0.0061	
6/20/2008	0.009	
12/7/2008	0.0071	
7/9/2009	0.0059	
12/30/2009	0.0038	
6/22/2010	0.0044	
1/4/2011	0.0038	
7/10/2011	0.005	
1/21/2012	0.0074	
7/11/2012	0.0047	
1/20/2013	<0.005	
7/19/2013	0.0032	
1/16/2014	0.019	
7/10/2014	0.0038	
1/16/2015	0.0045	
6/20/2015	0.0023 (J)	
1/14/2016	0.0024 (J)	
6/14/2016	0.0053 (J)	
1/10/2017	<0.005	
7/18/2017	<0.005	
1/10/2018	<0.005	
7/11/2018	0.0098 (J)	
1/29/2019	0.0064 (J)	
3/26/2019	0.01	
9/10/2019	0.012	
3/31/2020	0.013	
9/16/2020	0.011	
3/17/2021	0.0039 (J)	
8/19/2021	0.004 (J)	
2/23/2022		<0.005
8/3/2022		0.012
2/7/2023		0.0031 (J)
8/1/2023		0.0047 (J)

# Prediction Limit

Constituent: Zinc (mg/L) Analysis Run 9/14/2023 8:27 AM View: Appendix I  
Plant McIntosh Client: Southern Company Data: McIntosh LF4 CCR

	GWA-5	GWA-5
8/25/2004	0.017	
9/11/2004	<0.005	
9/26/2004	<0.005	
10/13/2004	<0.005	
7/11/2005	<0.005	
12/7/2005	<0.005	
6/22/2006	0.0033	
11/28/2006	0.0034	
7/6/2007	0.0037	
12/13/2007	<0.005	
6/20/2008	0.0042	
12/7/2008	0.0049	
7/9/2009	0.0032	
12/29/2009	0.0031	
6/22/2010	<0.005	
1/4/2011	0.0029	
7/9/2011	0.0038	
1/21/2012	0.0057	
7/11/2012	0.0032	
1/19/2013	0.0032	
7/18/2013	0.0027	
1/15/2014	0.0059	
7/10/2014	0.0064	
1/15/2015	0.0024 (J)	
6/19/2015	0.0057	
1/14/2016	0.0022 (J)	
6/14/2016	0.0028 (J)	
1/11/2017	0.013 (J)	
7/18/2017	<0.005	
1/10/2018	<0.005	
7/11/2018	<0.005	
1/29/2019	0.0027 (J)	
3/26/2019	<0.005	
9/10/2019	0.022	
3/31/2020	<0.005	
9/15/2020	0.0049 (J)	
3/17/2021	0.0041 (J)	
8/19/2021	<0.005	
2/22/2022		<0.005
8/2/2022		0.0051
2/7/2023		0.0037 (J)
8/1/2023		0.0028 (J)

# Prediction Limit

Constituent: Zinc (mg/L) Analysis Run 9/14/2023 8:27 AM View: Appendix I  
Plant McIntosh Client: Southern Company Data: McIntosh LF4 CCR

	GWC-1	GWC-1
8/25/2004	0.012	
9/11/2004	<0.005	
9/26/2004	<0.005	
7/11/2005	<0.005	
12/7/2005	0.015	
6/22/2006	0.0044	
11/28/2006	0.0034	
7/6/2007	0.0029	
12/13/2007	<0.005	
6/20/2008	0.0035	
12/7/2008	0.0036	
7/9/2009	0.0032	
12/28/2009	0.0032	
6/22/2010	0.0032	
1/4/2011	<0.005	
7/9/2011	0.0076	
1/21/2012	0.0034	
7/11/2012	0.0028	
1/20/2013	0.0032	
7/19/2013	0.0028	
1/15/2014	0.0047	
7/11/2014	0.0041	
1/16/2015	0.0035	
6/20/2015	0.0043	
1/16/2016	0.002 (J)	
6/15/2016	0.0027 (J)	
1/12/2017	<0.005	
7/19/2017	<0.005	
1/11/2018	<0.005	
7/12/2018	<0.005	
1/30/2019	0.0031 (J)	
3/27/2019	<0.005	
9/11/2019	0.0088	
4/1/2020	0.0046 (J)	
9/15/2020	0.0049 (J)	
3/16/2021	0.0047 (J)	
8/18/2021	0.0035 (J)	
2/23/2022		<0.005
8/3/2022		0.0073
2/7/2023		0.0055
8/2/2023		0.0062

# Prediction Limit

Constituent: Zinc (mg/L) Analysis Run 9/14/2023 8:27 AM View: Appendix I  
Plant McIntosh Client: Southern Company Data: McIntosh LF4 CCR

	GWC-10	GWC-10
8/25/2004	<0.005	
9/11/2004	0.01	
9/26/2004	<0.005	
10/13/2004	<0.005	
7/11/2005	<0.005	
12/7/2005	<0.005	
6/22/2006	0.0034	
11/28/2006	0.019	
7/6/2007	<0.005	
12/13/2007	<0.005	
6/20/2008	0.0039	
12/7/2008	<0.005	
7/10/2009	<0.005	
12/29/2009	<0.005	
6/22/2010	<0.005	
1/4/2011	<0.005	
7/10/2011	0.0026	
1/21/2012	<0.005	
7/11/2012	<0.005	
1/20/2013	<0.005	
7/19/2013	<0.005	
1/16/2014	0.0031	
7/10/2014	0.0012 (J)	
1/16/2015	0.0017 (J)	
6/20/2015	0.0036	
1/16/2016	<0.005	
6/16/2016	<0.005	
1/12/2017	<0.005	
7/24/2017	<0.005	
1/11/2018	<0.005	
7/12/2018	<0.005	
1/30/2019	<0.005	
3/27/2019	<0.005	
9/11/2019	0.0058	
4/1/2020	<0.005	
9/15/2020	0.0043 (J)	
3/16/2021	<0.005	
8/18/2021	<0.005	
2/23/2022		<0.005
8/3/2022		0.0046 (J)
2/8/2023		<0.005
8/2/2023		0.0046 (J)

# Prediction Limit

Constituent: Zinc (mg/L) Analysis Run 9/14/2023 8:27 AM View: Appendix I

Plant McIntosh Client: Southern Company Data: McIntosh LF4 CCR

	GWC-11	GWC-11
8/25/2004	<0.005	
9/11/2004	<0.005	
9/26/2004	<0.005	
10/13/2004	<0.005	
7/11/2005	<0.005	
12/7/2005	<0.005	
6/22/2006	0.0025	
11/28/2006	0.0026	
7/6/2007	0.0025	
12/13/2007	<0.005	
6/20/2008	0.0089	
12/7/2008	0.041 (Q)	
7/10/2009	<0.005	
12/29/2009	<0.005	
6/22/2010	<0.005	
1/5/2011	<0.005	
7/9/2011	<0.005	
1/21/2012	0.005	
7/11/2012	0.0025	
1/19/2013	<0.005	
7/19/2013	<0.005	
1/15/2014	0.0034	
7/11/2014	0.0019 (J)	
1/16/2015	<0.005	
6/20/2015	<0.005	
1/14/2016	0.0022 (J)	
6/15/2016	0.0028 (J)	
1/12/2017	<0.005	
7/24/2017	<0.005	
1/11/2018	<0.005	
7/12/2018	<0.005	
1/30/2019	<0.005	
3/27/2019	<0.005	
9/11/2019	0.005	
4/2/2020	0.0049 (J)	
9/15/2020	<0.005	
3/17/2021	0.0032 (J)	
8/18/2021	<0.005	
2/23/2022		<0.005
8/2/2022		0.0052
2/8/2023		<0.005
8/2/2023		0.0061

# Prediction Limit

Constituent: Zinc (mg/L) Analysis Run 9/14/2023 8:27 AM View: Appendix I  
Plant McIntosh Client: Southern Company Data: McIntosh LF4 CCR

	GWC-12	GWC-12
8/25/2004	<0.005	
9/11/2004	0.01	
9/26/2004	<0.005	
10/13/2004	<0.005	
7/11/2005	<0.005	
12/7/2005	<0.005	
6/22/2006	0.0038	
11/28/2006	0.007	
7/6/2007	0.0025	
12/13/2007	0.0032	
6/20/2008	0.0044	
12/7/2008	0.0042	
7/10/2009	0.0025	
12/28/2009	0.0027	
6/22/2010	<0.005	
1/4/2011	0.0033	
7/9/2011	0.0043	
1/20/2012	0.0038	
7/11/2012	0.0035	
1/19/2013	0.0028	
7/18/2013	0.0028	
1/15/2014	0.0053	
7/11/2014	0.0034	
1/15/2015	0.003	
6/19/2015	0.0035	
1/16/2016	0.0023 (J)	
6/15/2016	0.0031 (J)	
1/12/2017	<0.005	
7/20/2017	<0.005	
1/11/2018	<0.005	
7/12/2018	<0.005	
1/30/2019	<0.005	
3/27/2019	<0.005	
9/11/2019	0.0066	
4/1/2020	<0.005	
9/16/2020	0.0033 (J)	
3/16/2021	<0.005	
8/18/2021	0.0081	
2/23/2022		<0.005
8/3/2022		0.0071
2/7/2023		<0.005
8/2/2023		0.0036 (J)



# Prediction Limit

Constituent: Zinc (mg/L) Analysis Run 9/14/2023 8:27 AM View: Appendix I  
Plant McIntosh Client: Southern Company Data: McIntosh LF4 CCR

	GWC-17	GWC-17
12/8/2015	0.0058	
12/14/2015	0.006	
12/28/2015	0.0058	
1/13/2016	0.0056	
1/26/2016	0.0046	
6/15/2016	0.0053 (J)	
1/11/2017	0.018 (J)	
7/19/2017	<0.02	
1/11/2018	<0.02	
7/11/2018	<0.02	
1/29/2019	0.0059 (J)	
3/27/2019	<0.02	
9/11/2019	0.013	
4/1/2020	0.005	
9/15/2020	0.0052	
3/16/2021	0.006	
8/19/2021	0.013	
2/22/2022		0.0046 (J)
8/2/2022		0.0074
2/8/2023		0.0061
8/2/2023		0.012

# Prediction Limit

Constituent: Zinc (mg/L) Analysis Run 9/14/2023 8:27 AM View: Appendix I  
Plant McIntosh Client: Southern Company Data: McIntosh LF4 CCR

	GWC-18	GWC-18
12/8/2015	0.0017 (J)	
12/14/2015	0.0028	
12/28/2015	0.0024 (J)	
1/14/2016	0.0036	
1/26/2016	0.0036	
6/16/2016	0.0052 (J)	
1/11/2017	0.025	
7/25/2017	<0.005	
1/12/2018	<0.005	
7/11/2018	<0.005	
1/30/2019	0.5 (o)	
3/27/2019	<0.005	
9/11/2019	0.0058	
4/1/2020	<0.005	
9/15/2020	0.0032 (J)	
3/17/2021	0.0032 (J)	
8/19/2021	0.015	
2/23/2022		<0.005
8/2/2022		0.0058
2/7/2023		0.0032 (J)
8/2/2023		0.0044 (J)

# Prediction Limit

Constituent: Zinc (mg/L) Analysis Run 9/14/2023 8:27 AM View: Appendix I  
Plant McIntosh Client: Southern Company Data: McIntosh LF4 CCR

	GWC-19	GWC-19
12/8/2015	0.0035	
12/15/2015	0.0028	
12/28/2015	0.0023 (J)	
1/14/2016	0.012	
1/26/2016	0.0034	
6/16/2016	0.0026 (J)	
1/16/2017	<0.005	
7/25/2017	<0.005	
1/12/2018	<0.005	
7/11/2018	<0.005	
1/29/2019	0.0051 (J)	
3/27/2019	<0.005	
9/11/2019	0.0046 (J)	
4/1/2020	<0.005	
9/16/2020	0.004 (J)	
3/16/2021	<0.005	
8/19/2021	0.017	
2/23/2022		<0.005
8/3/2022		0.0057
2/8/2023		<0.005
8/2/2023		0.0051

# Prediction Limit

Constituent: Zinc (mg/L) Analysis Run 9/14/2023 8:27 AM View: Appendix I  
Plant McIntosh Client: Southern Company Data: McIntosh LF4 CCR

	GWC-20	GWC-20
12/9/2015	0.0035	
12/14/2015	0.0056	
12/29/2015	0.0084	
1/14/2016	0.0048	
1/25/2016	0.0069	
6/16/2016	0.0048 (J)	
1/13/2017	<0.005	
7/25/2017	<0.005	
1/12/2018	<0.005	
7/11/2018	<0.005	
1/29/2019	<0.005	
3/27/2019	<0.005	
9/11/2019	0.0073	
4/1/2020	<0.005	
9/15/2020	0.0044 (J)	
3/16/2021	<0.005	
8/19/2021	<0.005	
2/22/2022		0.0034 (J)
8/3/2022		0.0042 (J)
2/8/2023		<0.005
8/2/2023		0.004 (J)

# Prediction Limit

Constituent: Zinc (mg/L) Analysis Run 9/14/2023 8:27 AM View: Appendix I  
Plant McIntosh Client: Southern Company Data: McIntosh LF4 CCR

	GWC-21	GWC-21
12/9/2015	0.0016 (J)	
12/14/2015	0.0015 (J)	
12/29/2015	<0.005	
1/14/2016	0.0052	
1/25/2016	0.0017 (J)	
6/16/2016	0.0097 (J)	
1/12/2017	<0.005	
7/25/2017	<0.005	
1/11/2018	<0.005	
7/11/2018	<0.005	
1/30/2019	0.0025 (J)	
3/27/2019	<0.005	
9/11/2019	0.0063	
4/1/2020	0.0032 (J)	
9/15/2020	<0.005	
3/17/2021	<0.005	
8/19/2021	<0.005	
2/23/2022		0.004 (J)
8/4/2022		0.016
2/8/2023		<0.005
8/3/2023		0.0047 (J)

# Prediction Limit

Constituent: Zinc (mg/L) Analysis Run 9/14/2023 8:27 AM View: Appendix I  
Plant McIntosh Client: Southern Company Data: McIntosh LF4 CCR

---

	GWC-23	GWC-23
6/16/2016	0.0098 (J)	
1/17/2017	<0.02	
7/25/2017	0.0069 (J)	
1/12/2018	<0.02	
7/12/2018	<0.02	
1/30/2019	0.0049 (J)	
3/27/2019	<0.02	
9/11/2019	0.0086	
4/1/2020	0.0033 (J)	
9/15/2020	0.004 (J)	
3/17/2021	0.0033 (J)	
8/19/2021	0.0081	
2/23/2022		0.017
8/4/2022		0.016
2/8/2023		0.0046 (J)
8/3/2023		0.0049 (J)

# Prediction Limit

Constituent: Zinc (mg/L) Analysis Run 9/14/2023 8:27 AM View: Appendix I

Plant McIntosh Client: Southern Company Data: McIntosh LF4 CCR

	GWC-9	GWC-9
8/25/2004	<0.005	
9/11/2004	<0.005	
9/26/2004	<0.005	
10/13/2004	<0.005	
7/11/2005	<0.005	
12/7/2005	<0.005	
6/22/2006	<0.005	
11/28/2006	0.0034	
7/6/2007	0.0049	
12/13/2007	<0.005	
6/20/2008	0.006	
12/7/2008	0.0043	
7/9/2009	<0.005	
12/29/2009	0.0061	
6/22/2010	<0.005	
1/5/2011	<0.005	
7/9/2011	0.0077	
1/21/2012	0.0032	
7/11/2012	<0.005	
1/19/2013	<0.005	
7/18/2013	<0.005	
1/15/2014	0.0036	
7/10/2014	0.0024 (J)	
1/16/2015	0.0055	
6/20/2015	<0.005	
1/14/2016	<0.005	
6/15/2016	0.0037 (J)	
1/13/2017	<0.005	
7/24/2017	<0.005	
1/12/2018	<0.005	
7/12/2018	<0.005	
1/30/2019	0.051	
3/27/2019	<0.005	
9/11/2019	0.0058	
4/1/2020	<0.005	
9/16/2020	0.0035 (J)	
3/17/2021	<0.005	
8/19/2021	<0.005	
2/23/2022		<0.005
8/3/2022		0.005
2/8/2023		<0.005
8/2/2023		0.0032 (J)

FIGURE E.



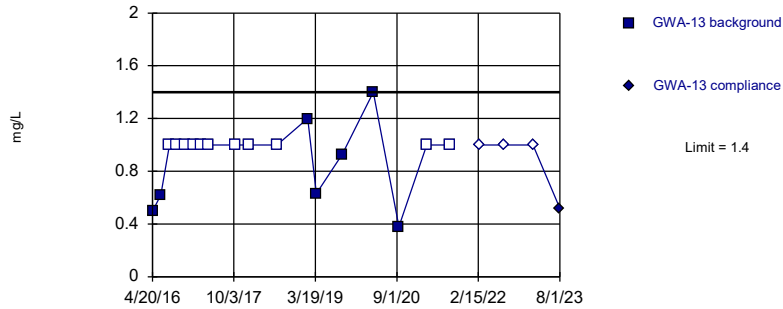
# Appendix III Intrawell Prediction Limits - All Results (No Significant)

Plant McIntosh Client: Southern Company Data: McIntosh LF4 CCR Printed 9/13/2023, 3:24 PM

Constituent	Well	Upper Lim.	Lower Lim.	Date	Observ.	Sig.	Bg N	Bg Mean	Std. Dev.	%NDs	ND Adj.	Transform	Alpha	Method
Sulfate (mg/L)	GWA-13	1.4	n/a	8/1/2023	0.52J	No	18	n/a	n/a	61.11	n/a	n/a	0.005373	NP Intra (NDs) 1 of 2
Sulfate (mg/L)	GWA-14	2.481	n/a	8/2/2023	0.62J	No	16	1.001	0.2444	31.25	Kaplan-Meier	sqrt(x)	0.0008358	Param Intra 1 of 2
Sulfate (mg/L)	GWA-15	1.2	n/a	8/1/2023	0.57J	No	18	n/a	n/a	55.56	n/a	n/a	0.005373	NP Intra (NDs) 1 of 2
Sulfate (mg/L)	GWA-16	1	n/a	8/1/2023	0.48J	No	18	n/a	n/a	66.67	n/a	n/a	0.005373	NP Intra (NDs) 1 of 2
Sulfate (mg/L)	GWA-2	1.7	n/a	8/1/2023	1ND	No	18	n/a	n/a	55.56	n/a	n/a	0.005373	NP Intra (NDs) 1 of 2
Sulfate (mg/L)	GWA-3	1.172	n/a	8/2/2023	0.62J	No	18	0.6226	0.4296	44.44	Kaplan-Meier	x^3	0.0008358	Param Intra 1 of 2
Sulfate (mg/L)	GWA-4A	13.33	n/a	8/1/2023	5.5	No	18	6.884	2.809	0	None	No	0.0008358	Param Intra 1 of 2
Sulfate (mg/L)	GWA-5	1	n/a	8/1/2023	1ND	No	18	n/a	n/a	72.22	n/a	n/a	0.005373	NP Intra (NDs) 1 of 2
Sulfate (mg/L)	GWC-1	2.421	n/a	8/2/2023	0.53J	No	18	1.493	0.4043	0	None	No	0.0008358	Param Intra 1 of 2
Sulfate (mg/L)	GWC-10	5.704	n/a	8/2/2023	2.4	No	18	3.391	1.008	0	None	No	0.0008358	Param Intra 1 of 2
Sulfate (mg/L)	GWC-11	6.207	n/a	8/2/2023	2.3	No	18	4.554	0.7201	0	None	No	0.0008358	Param Intra 1 of 2
Sulfate (mg/L)	GWC-12	1	n/a	8/2/2023	0.56J	No	18	n/a	n/a	61.11	n/a	n/a	0.005373	NP Intra (NDs) 1 of 2
Sulfate (mg/L)	GWC-17	1.8	n/a	8/2/2023	1ND	No	17	n/a	n/a	52.94	n/a	n/a	0.005914	NP Intra (NDs) 1 of 2
Sulfate (mg/L)	GWC-18	6.18	n/a	8/2/2023	2.4	No	18	4.48	0.7404	0	None	No	0.0008358	Param Intra 1 of 2
Sulfate (mg/L)	GWC-19	2.906	n/a	8/2/2023	2.2	No	18	1.956	0.4137	0	None	No	0.0008358	Param Intra 1 of 2
Sulfate (mg/L)	GWC-20	2.893	n/a	8/2/2023	0.82J	No	16	1.468	0.6062	0	None	No	0.0008358	Param Intra 1 of 2
Sulfate (mg/L)	GWC-21	1.761	n/a	8/3/2023	0.54J	No	18	0.9549	0.3511	16.67	Kaplan-Meier	No	0.0008358	Param Intra 1 of 2
Sulfate (mg/L)	GWC-23	3.614	n/a	8/3/2023	2.9	No	17	2.418	0.5151	0	None	No	0.0008358	Param Intra 1 of 2
Sulfate (mg/L)	GWC-9	4.1	n/a	8/2/2023	0.42J	No	18	n/a	n/a	38.89	n/a	n/a	0.005373	NP Intra (normality) 1 of 2

Sanitas™ v.9.6.37 . UG  
Hollow symbols indicate censored values.  
Within Limit

Prediction Limit  
Intrawell Non-parametric

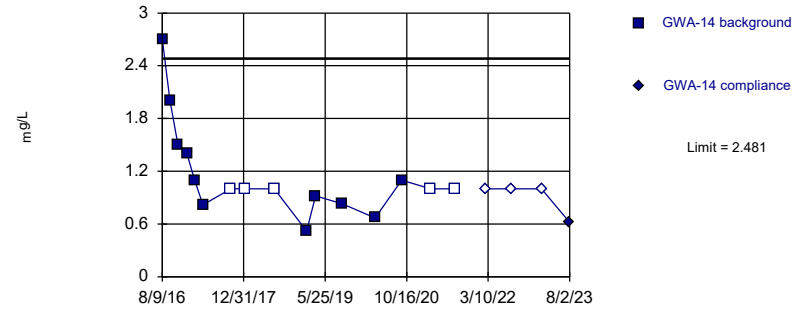


Non-parametric test used in lieu of parametric prediction limit because censored data exceeded 50%. Limit is highest of 18 background values. 61.11% NDs. Well-constituent pair annual alpha = 0.01072. Individual comparison alpha = 0.005373 (1 of 2).

Constituent: Sulfate Analysis Run 9/13/2023 3:21 PM View: Appendix III  
Plant McIntosh Client: Southern Company Data: McIntosh LF4 CCR

Sanitas™ v.9.6.37 . UG  
Hollow symbols indicate censored values.  
Within Limit

Prediction Limit  
Intrawell Parametric

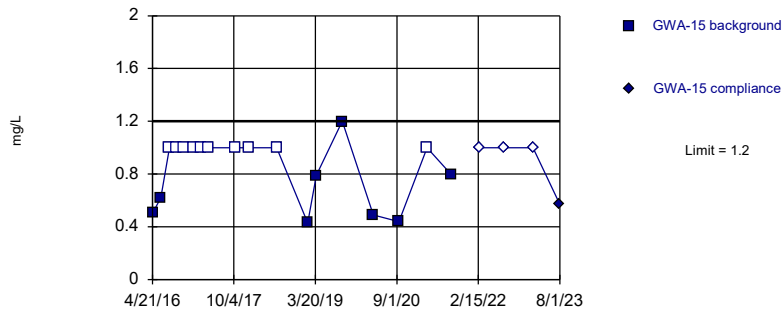


Background Data Summary (based on square root transformation) (after Kaplan-Meier Adjustment): Mean=1.001, Std. Dev.=0.2444, n=16, 31.25% NDs. Normality test: Shapiro Wilk @alpha = 0.01, calculated = 0.876, critical = 0.844. Kappa = 2.351 (c=7, w=9, 1 of 2, event alpha = 0.05132). Report alpha = 0.0008358.

Constituent: Sulfate Analysis Run 9/13/2023 3:21 PM View: Appendix III  
Plant McIntosh Client: Southern Company Data: McIntosh LF4 CCR

Sanitas™ v.9.6.37 . UG  
Hollow symbols indicate censored values.  
Within Limit

Prediction Limit  
Intrawell Non-parametric

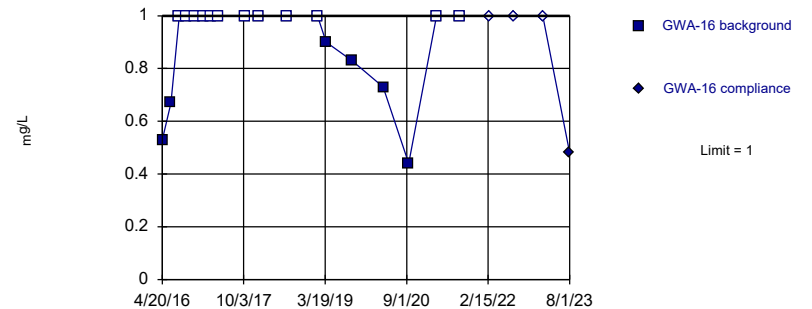


Non-parametric test used in lieu of parametric prediction limit because censored data exceeded 50%. Limit is highest of 18 background values. 55.56% NDs. Well-constituent pair annual alpha = 0.01072. Individual comparison alpha = 0.005373 (1 of 2).

Constituent: Sulfate Analysis Run 9/13/2023 3:21 PM View: Appendix III  
Plant McIntosh Client: Southern Company Data: McIntosh LF4 CCR

Sanitas™ v.9.6.37 . UG  
Hollow symbols indicate censored values.  
Within Limit

Prediction Limit  
Intrawell Non-parametric

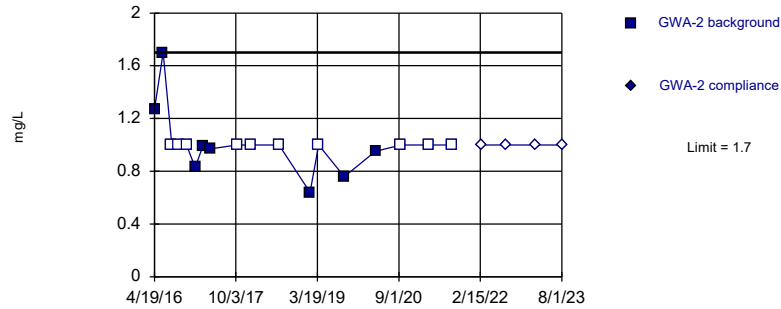


Non-parametric test used in lieu of parametric prediction limit because censored data exceeded 50%. Limit is highest of 18 background values. 66.67% NDs. Well-constituent pair annual alpha = 0.01072. Individual comparison alpha = 0.005373 (1 of 2).

Constituent: Sulfate Analysis Run 9/13/2023 3:21 PM View: Appendix III  
Plant McIntosh Client: Southern Company Data: McIntosh LF4 CCR

Sanitas™ v.9.6.37 . UG  
Hollow symbols indicate censored values.  
Within Limit

Prediction Limit  
Intrawell Non-parametric

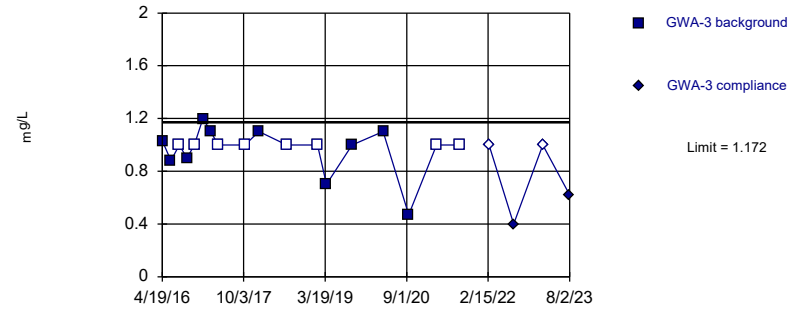


Non-parametric test used in lieu of parametric prediction limit because censored data exceeded 50%. Limit is highest of 18 background values. 55.56% NDs. Well-constituent pair annual alpha = 0.01072. Individual comparison alpha = 0.005373 (1 of 2).

Constituent: Sulfate Analysis Run 9/13/2023 3:21 PM View: Appendix III  
Plant McIntosh Client: Southern Company Data: McIntosh LF4 CCR

Sanitas™ v.9.6.37 . UG  
Hollow symbols indicate censored values.  
Within Limit

Prediction Limit  
Intrawell Parametric

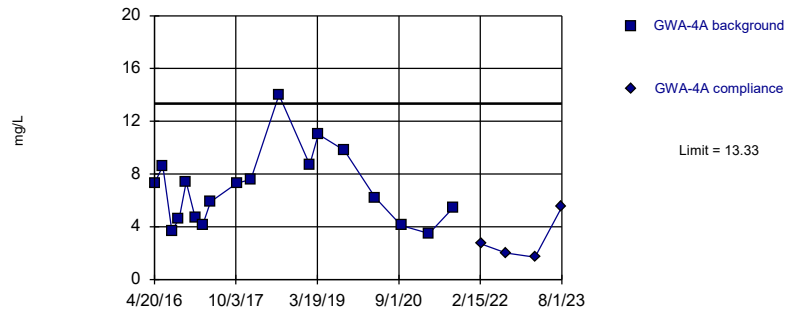


Background Data Summary (based on cube transformation) (after Kaplan-Meier Adjustment): Mean=0.6226, Std. Dev.=0.4296, n=18, 44.44% NDs. Normality test: Shapiro Wilk @alpha = 0.01, calculated = 0.8848, critical = 0.858. Kappa = 2.296 (c=7, w=9, 1 of 2, event alpha = 0.05132). Report alpha = 0.0008358.

Constituent: Sulfate Analysis Run 9/13/2023 3:21 PM View: Appendix III  
Plant McIntosh Client: Southern Company Data: McIntosh LF4 CCR

Sanitas™ v.9.6.37 . UG  
Within Limit

Prediction Limit  
Intrawell Parametric

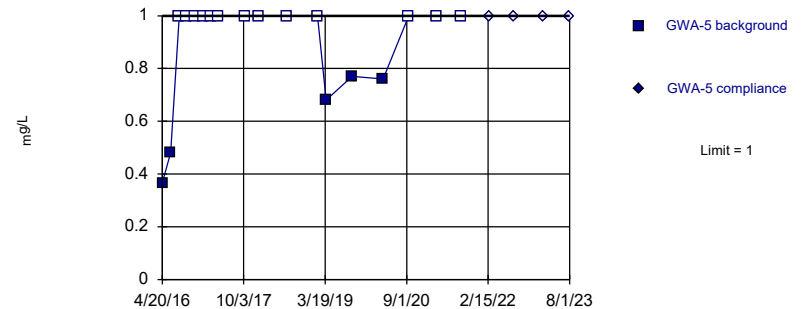


Background Data Summary: Mean=6.884, Std. Dev.=2.809, n=18. Normality test: Shapiro Wilk @alpha = 0.01, calculated = 0.9232, critical = 0.858. Kappa = 2.296 (c=7, w=9, 1 of 2, event alpha = 0.05132). Report alpha = 0.0008358.

Constituent: Sulfate Analysis Run 9/13/2023 3:21 PM View: Appendix III  
Plant McIntosh Client: Southern Company Data: McIntosh LF4 CCR

Sanitas™ v.9.6.37 . UG  
Hollow symbols indicate censored values.  
Within Limit

Prediction Limit  
Intrawell Non-parametric

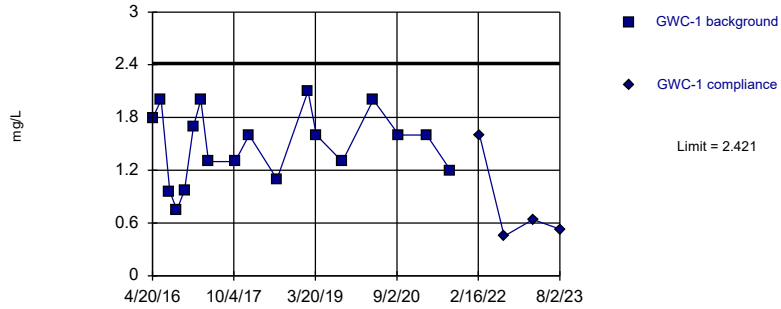


Non-parametric test used in lieu of parametric prediction limit because censored data exceeded 50%. Limit is highest of 18 background values. 72.22% NDs. Well-constituent pair annual alpha = 0.01072. Individual comparison alpha = 0.005373 (1 of 2).

Constituent: Sulfate Analysis Run 9/13/2023 3:21 PM View: Appendix III  
Plant McIntosh Client: Southern Company Data: McIntosh LF4 CCR

Within Limit

Prediction Limit  
Intrawell Parametric

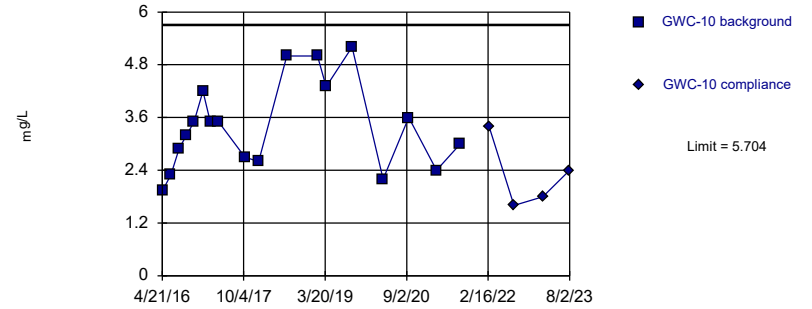


Background Data Summary: Mean=1.493, Std. Dev.=0.4043, n=18. Normality test: Shapiro Wilk @alpha = 0.01, calculated = 0.9503, critical = 0.858. Kappa = 2.296 (c=7, w=9, 1 of 2, event alpha = 0.05132). Report alpha = 0.0008358.

Constituent: Sulfate Analysis Run 9/13/2023 3:21 PM View: Appendix III  
Plant McIntosh Client: Southern Company Data: McIntosh LF4 CCR

Within Limit

Prediction Limit  
Intrawell Parametric

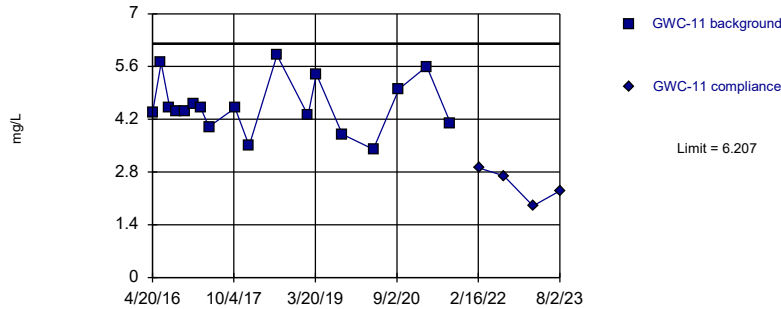


Background Data Summary: Mean=3.391, Std. Dev.=1.008, n=18. Normality test: Shapiro Wilk @alpha = 0.01, calculated = 0.9379, critical = 0.858. Kappa = 2.296 (c=7, w=9, 1 of 2, event alpha = 0.05132). Report alpha = 0.0008358.

Constituent: Sulfate Analysis Run 9/13/2023 3:21 PM View: Appendix III  
Plant McIntosh Client: Southern Company Data: McIntosh LF4 CCR

Within Limit

Prediction Limit  
Intrawell Parametric

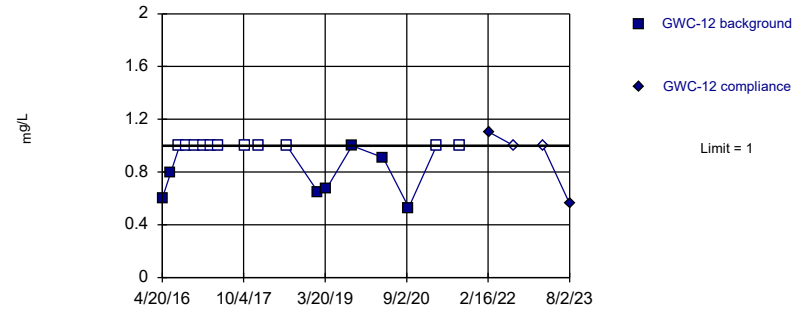


Background Data Summary: Mean=4.554, Std. Dev.=0.7201, n=18. Normality test: Shapiro Wilk @alpha = 0.01, calculated = 0.9388, critical = 0.858. Kappa = 2.296 (c=7, w=9, 1 of 2, event alpha = 0.05132). Report alpha = 0.0008358.

Constituent: Sulfate Analysis Run 9/13/2023 3:21 PM View: Appendix III  
Plant McIntosh Client: Southern Company Data: McIntosh LF4 CCR

Within Limit

Prediction Limit  
Intrawell Non-parametric

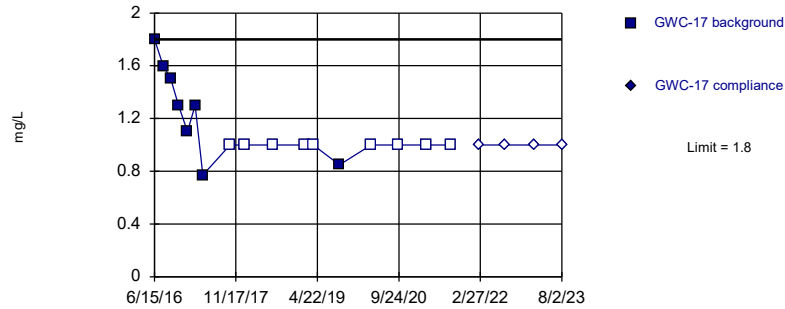


Non-parametric test used in lieu of parametric prediction limit because censored data exceeded 50%. Limit is highest of 18 background values. 61.11% NDs. Well-constituent pair annual alpha = 0.01072. Individual comparison alpha = 0.005373 (1 of 2).

Constituent: Sulfate Analysis Run 9/13/2023 3:21 PM View: Appendix III  
Plant McIntosh Client: Southern Company Data: McIntosh LF4 CCR

Sanitas™ v.9.6.37 . UG  
 Hollow symbols indicate censored values.  
 Within Limit

Prediction Limit  
 Intrawell Non-parametric

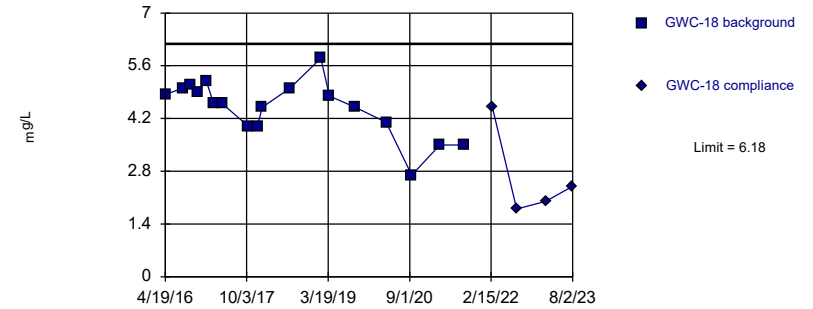


Non-parametric test used in lieu of parametric prediction limit because censored data exceeded 50%. Limit is highest of 17 background values. 52.94% NDs. Well-constituent pair annual alpha = 0.01179. Individual comparison alpha = 0.005914 (1 of 2).

Constituent: Sulfate Analysis Run 9/13/2023 3:22 PM View: Appendix III  
 Plant McIntosh Client: Southern Company Data: McIntosh LF4 CCR

Sanitas™ v.9.6.37 . UG  
 Within Limit

Prediction Limit  
 Intrawell Parametric

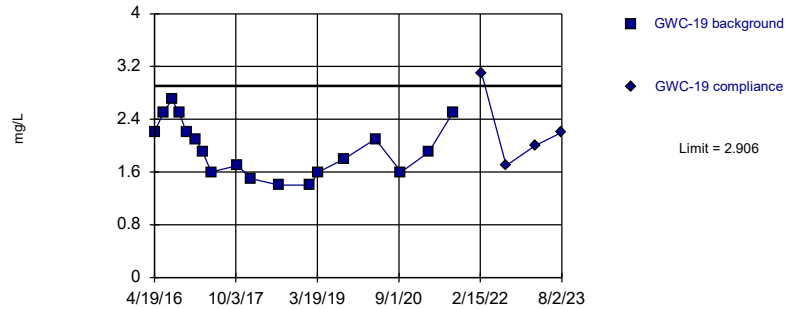


Background Data Summary: Mean=4.48, Std. Dev.=0.7404, n=18. Normality test: Shapiro Wilk @alpha = 0.01, calculated = 0.9509, critical = 0.858. Kappa = 2.296 (c=7, w=9, 1 of 2, event alpha = 0.05132). Report alpha = 0.0008358.

Constituent: Sulfate Analysis Run 9/13/2023 3:22 PM View: Appendix III  
 Plant McIntosh Client: Southern Company Data: McIntosh LF4 CCR

Sanitas™ v.9.6.37 . UG  
 Within Limit

Prediction Limit  
 Intrawell Parametric

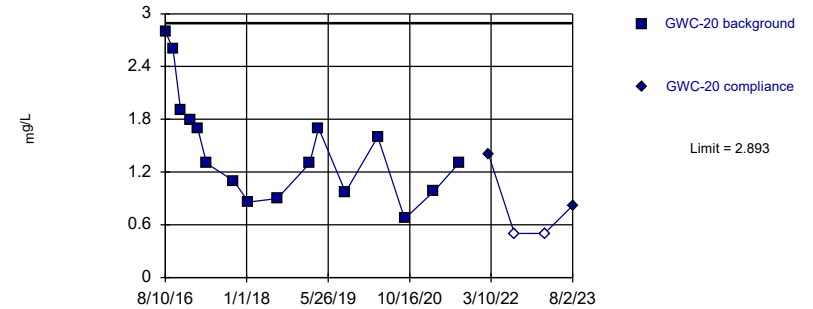


Background Data Summary: Mean=1.956, Std. Dev.=0.4137, n=18. Normality test: Shapiro Wilk @alpha = 0.01, calculated = 0.9332, critical = 0.858. Kappa = 2.296 (c=7, w=9, 1 of 2, event alpha = 0.05132). Report alpha = 0.0008358.

Constituent: Sulfate Analysis Run 9/13/2023 3:22 PM View: Appendix III  
 Plant McIntosh Client: Southern Company Data: McIntosh LF4 CCR

Sanitas™ v.9.6.37 . UG  
 Hollow symbols indicate censored values.  
 Within Limit

Prediction Limit  
 Intrawell Parametric

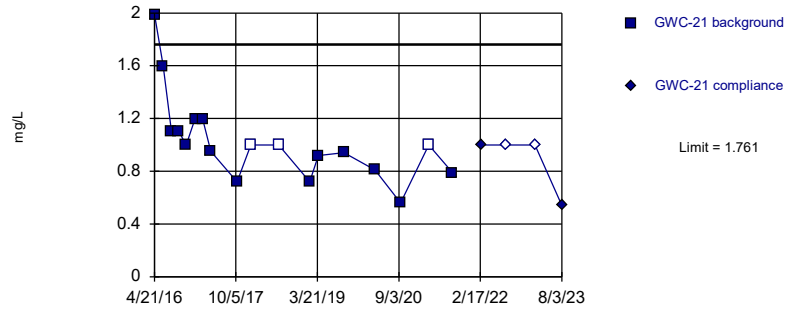


Background Data Summary: Mean=1.468, Std. Dev.=0.6062, n=16. Normality test: Shapiro Wilk @alpha = 0.01, calculated = 0.914, critical = 0.844. Kappa = 2.351 (c=7, w=9, 1 of 2, event alpha = 0.05132). Report alpha = 0.0008358.

Constituent: Sulfate Analysis Run 9/13/2023 3:22 PM View: Appendix III  
 Plant McIntosh Client: Southern Company Data: McIntosh LF4 CCR

Sanitas™ v.9.6.37 . UG  
 Hollow symbols indicate censored values.  
 Within Limit

Prediction Limit  
 Intrawell Parametric

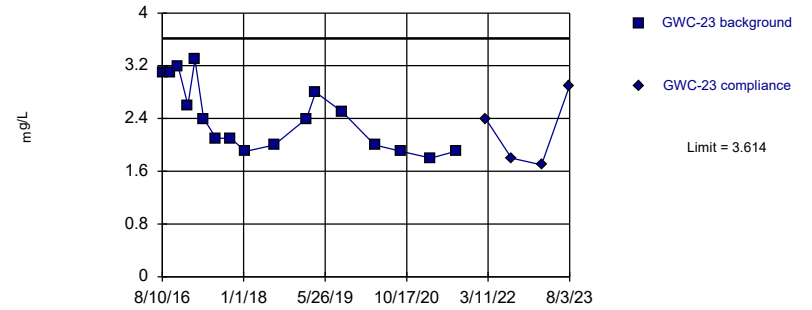


Background Data Summary (after Kaplan-Meier Adjustment): Mean=0.9549, Std. Dev.=0.3511, n=18, 16.67% NDs. Normality test: Shapiro Wilk @alpha = 0.01, calculated = 0.8598, critical = 0.858. Kappa = 2.296 (c=7, w=9, 1 of 2, event alpha = 0.05132). Report alpha = 0.0008358.

Constituent: Sulfate Analysis Run 9/13/2023 3:22 PM View: Appendix III  
 Plant McIntosh Client: Southern Company Data: McIntosh LF4 CCR

Sanitas™ v.9.6.37 . UG  
 Within Limit

Prediction Limit  
 Intrawell Parametric

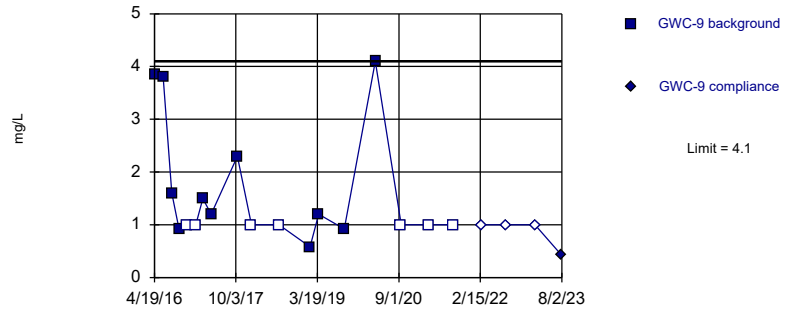


Background Data Summary: Mean=2.418, Std. Dev.=0.5151, n=17. Normality test: Shapiro Wilk @alpha = 0.01, calculated = 0.8887, critical = 0.851. Kappa = 2.323 (c=7, w=9, 1 of 2, event alpha = 0.05132). Report alpha = 0.0008358.

Constituent: Sulfate Analysis Run 9/13/2023 3:22 PM View: Appendix III  
 Plant McIntosh Client: Southern Company Data: McIntosh LF4 CCR

Sanitas™ v.9.6.37 . UG  
 Hollow symbols indicate censored values.  
 Within Limit

Prediction Limit  
 Intrawell Non-parametric



Non-parametric test used in lieu of parametric prediction limit because the Shapiro Wilk normality test showed the data to be non-normal at the 0.01 alpha level. Limit is highest of 18 background values. 38.89% NDs. Well-constituent pair annual alpha = 0.01072. Individual comparison alpha = 0.005373 (1 of 2).

Constituent: Sulfate Analysis Run 9/13/2023 3:22 PM View: Appendix III  
 Plant McIntosh Client: Southern Company Data: McIntosh LF4 CCR

# Prediction Limit

Constituent: Sulfate (mg/L) Analysis Run 9/13/2023 3:24 PM View: Appendix III  
Plant McIntosh Client: Southern Company Data: McIntosh LF4 CCR

	GWA-13	GWA-13
4/20/2016	0.496 (J)	
6/14/2016	0.62 (J)	
8/9/2016	<1	
9/27/2016	<1	
11/15/2016	<1	
1/12/2017	<1	
2/28/2017	<1	
4/20/2017	<1	
10/11/2017	<1	
1/10/2018	<1	
7/11/2018	<1	
1/29/2019	1.2	
3/26/2019	0.63	
9/10/2019	0.93 (J)	
3/31/2020	1.4	
9/15/2020	0.38 (J)	
3/16/2021	<1	
8/18/2021	<1	
2/22/2022		<1
8/2/2022		<1
2/6/2023		<1
8/1/2023		0.52 (J)

# Prediction Limit

Constituent: Sulfate (mg/L) Analysis Run 9/13/2023 3:24 PM View: Appendix III  
Plant McIntosh Client: Southern Company Data: McIntosh LF4 CCR

	GWA-14	GWA-14
4/20/2016	5.85	
6/14/2016	4.6	
8/9/2016	2.7	
9/27/2016	2	
11/15/2016	1.5	
1/11/2017	1.4	
2/28/2017	1.1	
4/20/2017	0.82 (J)	
10/11/2017	<1	
1/11/2018	<1	
7/11/2018	<1	
1/29/2019	0.52 (J)	
3/26/2019	0.92	
9/10/2019	0.83 (J)	
4/1/2020	0.67 (J)	
9/15/2020	1.1	
3/16/2021	<1	
8/17/2021	<1	
2/22/2022		<1
8/2/2022		<1
2/7/2023		<1
8/2/2023		0.62 (J)



# Prediction Limit

Constituent: Sulfate (mg/L) Analysis Run 9/13/2023 3:24 PM View: Appendix III  
Plant McIntosh Client: Southern Company Data: McIntosh LF4 CCR

	GWA-15	GWA-15
4/21/2016	0.503 (J)	
6/15/2016	0.62 (J)	
8/9/2016	<1	
9/27/2016	<1	
11/15/2016	<1	
1/11/2017	<1	
2/28/2017	<1	
4/20/2017	<1	
10/11/2017	<1	
1/11/2018	<1	
7/11/2018	<1	
1/29/2019	0.43 (J)	
3/26/2019	0.79	
9/11/2019	1.2	
4/1/2020	0.49 (J)	
9/15/2020	0.44 (J)	
3/17/2021	<1	
8/19/2021	0.8 (J)	
2/22/2022		<1
8/2/2022		<1
2/7/2023		<1
8/1/2023		0.57 (J)

# Prediction Limit

Constituent: Sulfate (mg/L) Analysis Run 9/13/2023 3:24 PM View: Appendix III  
Plant McIntosh Client: Southern Company Data: McIntosh LF4 CCR

---

	GWA-16	GWA-16
4/20/2016	0.53 (J)	
6/15/2016	0.67 (J)	
8/9/2016	<1	
9/27/2016	<1	
11/15/2016	<1	
1/11/2017	<1	
3/1/2017	<1	
4/20/2017	<1	
10/11/2017	<1	
1/11/2018	<1	
7/11/2018	<1	
1/29/2019	<1	
3/26/2019	0.9	
9/10/2019	0.83 (J)	
4/1/2020	0.73 (J)	
9/15/2020	0.44 (J)	
3/16/2021	<1	
8/17/2021	<1	
2/22/2022		<1
8/2/2022		<1
2/7/2023		<1
8/1/2023		0.48 (J)

# Prediction Limit

Constituent: Sulfate (mg/L) Analysis Run 9/13/2023 3:24 PM View: Appendix III  
Plant McIntosh Client: Southern Company Data: McIntosh LF4 CCR

---

	GWA-2	GWA-2
4/19/2016	1.27	
6/14/2016	1.7	
8/9/2016	<1	
9/26/2016	<1	
11/15/2016	<1	
1/10/2017	0.83 (J)	
2/28/2017	0.99 (J)	
4/19/2017	0.97 (J)	
10/10/2017	<1	
1/10/2018	<1	
7/11/2018	<1	
1/29/2019	0.64 (J)	
3/27/2019	<1	
9/11/2019	0.76 (J)	
4/1/2020	0.95 (J)	
9/15/2020	<1	
3/16/2021	<1	
8/17/2021	<1	
2/22/2022		<1
8/2/2022		<1
2/7/2023		<1
8/1/2023		<1

# Prediction Limit

Constituent: Sulfate (mg/L) Analysis Run 9/13/2023 3:24 PM View: Appendix III  
Plant McIntosh Client: Southern Company Data: McIntosh LF4 CCR

---

	GWA-3	GWA-3
4/19/2016	1.03	
6/14/2016	0.88 (J)	
8/9/2016	<1	
9/27/2016	0.9 (J)	
11/14/2016	<1	
1/10/2017	1.2	
2/28/2017	1.1	
4/19/2017	<1	
10/11/2017	<1	
1/10/2018	1.1	
7/11/2018	<1	
1/29/2019	<1	
3/27/2019	0.7	
9/11/2019	1	
4/1/2020	1.1	
9/15/2020	0.47 (J)	
3/16/2021	<1	
8/17/2021	<1	
2/22/2022		<1
8/2/2022		0.4 (J)
2/7/2023		<1
8/2/2023		0.62 (J)

# Prediction Limit

Constituent: Sulfate (mg/L) Analysis Run 9/13/2023 3:24 PM View: Appendix III  
Plant McIntosh Client: Southern Company Data: McIntosh LF4 CCR

---

	GWA-4A	GWA-4A
4/20/2016	7.31	
6/14/2016	8.6	
8/11/2016	3.7	
9/27/2016	4.6	
11/14/2016	7.4	
1/10/2017	4.7	
2/28/2017	4.1	
4/20/2017	5.9	
10/10/2017	7.3	
1/10/2018	7.6	
7/11/2018	14	
1/29/2019	8.7	
3/26/2019	11	
9/10/2019	9.8	
3/31/2020	6.2	
9/16/2020	4.1	
3/17/2021	3.5	
8/19/2021	5.4	
2/23/2022		2.7
8/3/2022		2
2/7/2023		1.7
8/1/2023		5.5

# Prediction Limit

Constituent: Sulfate (mg/L) Analysis Run 9/13/2023 3:24 PM View: Appendix III  
Plant McIntosh Client: Southern Company Data: McIntosh LF4 CCR

---

	GWA-5	GWA-5
4/20/2016	0.367 (J)	
6/14/2016	0.48 (J)	
8/9/2016	<1	
9/27/2016	<1	
11/15/2016	<1	
1/11/2017	<1	
2/28/2017	<1	
4/20/2017	<1	
10/11/2017	<1	
1/10/2018	<1	
7/11/2018	<1	
1/29/2019	<1	
3/26/2019	0.68	
9/10/2019	0.77 (J)	
3/31/2020	0.76 (J)	
9/15/2020	<1	
3/17/2021	<1	
8/19/2021	<1	
2/22/2022		<1
8/2/2022		<1
2/7/2023		<1
8/1/2023		<1

# Prediction Limit

Constituent: Sulfate (mg/L) Analysis Run 9/13/2023 3:24 PM View: Appendix III  
Plant McIntosh Client: Southern Company Data: McIntosh LF4 CCR

---

	GWC-1	GWC-1
4/20/2016	1.79	
6/15/2016	2	
8/10/2016	0.96 (J)	
9/27/2016	0.75 (J)	
11/15/2016	0.97 (J)	
1/12/2017	1.7	
3/1/2017	2	
4/20/2017	1.3	
10/11/2017	1.3	
1/11/2018	1.6	
7/12/2018	1.1	
1/30/2019	2.1	
3/27/2019	1.6	
9/11/2019	1.3	
4/1/2020	2	
9/15/2020	1.6	
3/16/2021	1.6	
8/18/2021	1.2	
2/23/2022		1.6
8/3/2022		0.45 (J)
2/7/2023		0.64 (J)
8/2/2023		0.53 (J)

# Prediction Limit

Constituent: Sulfate (mg/L) Analysis Run 9/13/2023 3:24 PM View: Appendix III  
Plant McIntosh Client: Southern Company Data: McIntosh LF4 CCR

---

	GWC-10	GWC-10
4/21/2016	1.93	
6/16/2016	2.3	
8/10/2016	2.9	
9/27/2016	3.2	
11/15/2016	3.5	
1/12/2017	4.2	
3/1/2017	3.5	
4/24/2017	3.5	
10/12/2017	2.7	
1/11/2018	2.6	
7/12/2018	5	
1/30/2019	5	
3/27/2019	4.3	
9/11/2019	5.2	
4/1/2020	2.2	
9/15/2020	3.6	
3/16/2021	2.4	
8/18/2021	3	
2/23/2022		3.4
8/3/2022		1.6
2/8/2023		1.8
8/2/2023		2.4



# Prediction Limit

Constituent: Sulfate (mg/L) Analysis Run 9/13/2023 3:24 PM View: Appendix III  
Plant McIntosh Client: Southern Company Data: McIntosh LF4 CCR

---

	GWC-11	GWC-11
4/20/2016	4.37	
6/15/2016	5.7	
8/10/2016	4.5	
9/27/2016	4.4	
11/15/2016	4.4	
1/12/2017	4.6	
3/1/2017	4.5	
4/24/2017	4	
10/11/2017	4.5	
1/11/2018	3.5	
7/12/2018	5.9	
1/30/2019	4.3	
3/27/2019	5.4	
9/11/2019	3.8	
4/2/2020	3.4	
9/15/2020	5	
3/17/2021	5.6	
8/18/2021	4.1	
2/23/2022		2.9
8/2/2022		2.7
2/8/2023		1.9
8/2/2023		2.3

# Prediction Limit

Constituent: Sulfate (mg/L) Analysis Run 9/13/2023 3:24 PM View: Appendix III  
Plant McIntosh Client: Southern Company Data: McIntosh LF4 CCR

	GWC-12	GWC-12
4/20/2016	0.601 (J)	
6/15/2016	0.8 (J)	
8/10/2016	<1	
9/27/2016	<1	
11/15/2016	<1	
1/12/2017	<1	
3/1/2017	<1	
4/20/2017	<1	
10/12/2017	<1	
1/11/2018	<1	
7/12/2018	<1	
1/30/2019	0.65 (J)	
3/27/2019	0.67	
9/11/2019	1	
4/1/2020	0.91 (J)	
9/16/2020	0.53 (J)	
3/16/2021	<1	
8/18/2021	<1	
2/23/2022		1.1
8/3/2022		<1
2/7/2023		<1
8/2/2023		0.56 (J)

# Prediction Limit

Constituent: Sulfate (mg/L) Analysis Run 9/13/2023 3:24 PM View: Appendix III  
Plant McIntosh Client: Southern Company Data: McIntosh LF4 CCR

	GWC-17	GWC-17
4/20/2016	2.93	
6/15/2016	1.8	
8/9/2016	1.6	
9/27/2016	1.5	
11/15/2016	1.3	
1/11/2017	1.1	
3/1/2017	1.3	
4/20/2017	0.77 (J)	
10/11/2017	<1	
1/11/2018	<1	
7/11/2018	<1	
1/29/2019	<1	
3/27/2019	<1	
9/11/2019	0.85 (J)	
4/1/2020	<1	
9/15/2020	<1	
3/16/2021	<1	
8/19/2021	<1	
2/22/2022		<1
8/2/2022		<1
2/8/2023		<1
8/2/2023		<1

# Prediction Limit

Constituent: Sulfate (mg/L) Analysis Run 9/13/2023 3:24 PM View: Appendix III

Plant McIntosh Client: Southern Company Data: McIntosh LF4 CCR

---

	GWC-18	GWC-18
4/19/2016	4.84	
6/16/2016	9 (O)	
8/11/2016	5	
9/28/2016	5.1	
11/16/2016	4.9	
1/11/2017	5.2	
3/1/2017	4.6	
4/25/2017	4.6	
10/12/2017	4	
12/13/2017	4	
1/12/2018	4.5	
7/11/2018	5	
1/30/2019	5.8	
3/27/2019	4.8	
9/11/2019	4.5	
4/1/2020	4.1	
9/15/2020	2.7	
3/17/2021	3.5	
8/19/2021	3.5	
2/23/2022		4.5
8/2/2022		1.8
2/7/2023		2
8/2/2023		2.4

# Prediction Limit

Constituent: Sulfate (mg/L) Analysis Run 9/13/2023 3:24 PM View: Appendix III  
Plant McIntosh Client: Southern Company Data: McIntosh LF4 CCR

---

	GWC-19	GWC-19
4/19/2016	2.21	
6/16/2016	2.5	
8/10/2016	2.7	
9/28/2016	2.5	
11/15/2016	2.2	
1/16/2017	2.1	
3/1/2017	1.9	
4/25/2017	1.6	
10/12/2017	1.7	
1/12/2018	1.5	
7/11/2018	1.4	
1/29/2019	1.4	
3/27/2019	1.6	
9/11/2019	1.8	
4/1/2020	2.1	
9/16/2020	1.6	
3/16/2021	1.9	
8/19/2021	2.5	
2/23/2022		3.1
8/3/2022		1.7
2/8/2023		2
8/2/2023		2.2

# Prediction Limit

Constituent: Sulfate (mg/L) Analysis Run 9/13/2023 3:24 PM View: Appendix III  
Plant McIntosh Client: Southern Company Data: McIntosh LF4 CCR

	GWC-20	GWC-20
4/21/2016	5.25	
6/16/2016	3.9	
8/10/2016	2.8	
9/27/2016	2.6	
11/15/2016	1.9	
1/13/2017	1.8	
3/1/2017	1.7	
4/25/2017	1.3	
10/12/2017	1.1	
1/12/2018	0.86 (J)	
7/11/2018	0.9 (J)	
1/29/2019	1.3	
3/27/2019	1.7	
9/11/2019	0.97 (J)	
4/1/2020	1.6	
9/15/2020	0.67 (J)	
3/16/2021	0.98 (J)	
8/19/2021	1.3	
2/22/2022		1.4
8/3/2022		<1
2/8/2023		<1
8/2/2023		0.82 (J)

# Prediction Limit

Constituent: Sulfate (mg/L) Analysis Run 9/13/2023 3:24 PM View: Appendix III  
Plant McIntosh Client: Southern Company Data: McIntosh LF4 CCR

	GWC-21	GWC-21
4/21/2016	1.99	
6/16/2016	1.6	
8/10/2016	1.1	
9/27/2016	1.1	
11/15/2016	1	
1/12/2017	1.2	
3/1/2017	1.2	
4/24/2017	0.95 (J)	
10/12/2017	0.72 (J)	
1/11/2018	<1	
7/11/2018	<1	
1/30/2019	0.72 (J)	
3/27/2019	0.92	
9/11/2019	0.94 (J)	
4/1/2020	0.81 (J)	
9/15/2020	0.56 (J)	
3/17/2021	<1	
8/19/2021	0.79 (J)	
2/23/2022		1
8/4/2022		<1
2/8/2023		<1
8/3/2023		0.54 (J)

# Prediction Limit

Constituent: Sulfate (mg/L) Analysis Run 9/13/2023 3:24 PM View: Appendix III  
Plant McIntosh Client: Southern Company Data: McIntosh LF4 CCR

---

	GWC-23	GWC-23
6/16/2016	9.2 (o)	
8/10/2016	3.1	
9/28/2016	3.1	
11/16/2016	3.2	
1/17/2017	2.6	
3/2/2017	3.3	
4/25/2017	2.4	
7/13/2017	2.1	
10/12/2017	2.1	
1/12/2018	1.9	
7/12/2018	2	
1/30/2019	2.4	
3/27/2019	2.8	
9/11/2019	2.5	
4/1/2020	2	
9/15/2020	1.9	
3/17/2021	1.8	
8/19/2021	1.9	
2/23/2022		2.4
8/4/2022		1.8
2/8/2023		1.7
8/3/2023		2.9



# Prediction Limit

Constituent: Sulfate (mg/L) Analysis Run 9/13/2023 3:24 PM View: Appendix III  
Plant McIntosh Client: Southern Company Data: McIntosh LF4 CCR

---

	GWC-9	GWC-9
4/19/2016	3.84	
6/15/2016	3.8	
8/10/2016	1.6	
9/27/2016	0.91 (J)	
11/15/2016	<1	
1/13/2017	<1	
3/1/2017	1.5	
4/24/2017	1.2	
10/12/2017	2.3	
1/12/2018	<1	
7/12/2018	<1	
1/30/2019	0.58 (J)	
3/27/2019	1.2	
9/11/2019	0.92 (J)	
4/1/2020	4.1	
9/16/2020	<1	
3/17/2021	<1	
8/19/2021	<1	
2/23/2022		<1
8/3/2022		<1
2/8/2023		<1
8/2/2023		0.42 (J)

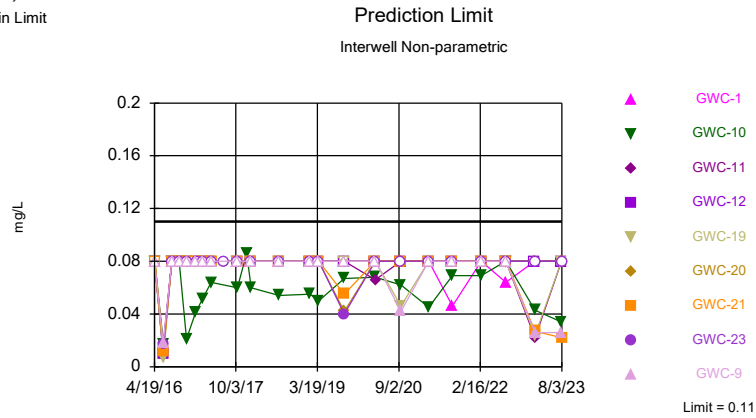
FIGURE F.

# Appendix III Interwell Prediction Limits - All Results (No Significant)

Plant McIntosh    Client: Southern Company    Data: McIntosh LF4 CCR    Printed 9/13/2023, 3:38 PM

Constituent	Well	Upper Lim.	Lower Lim.	Date	Observ.	Sig.	Bg N	Bg Mean	Std. Dev.	%NDs	ND Adj.	Transform	Alpha	Method
Boron (mg/L)	GWC-1	0.11	n/a	8/2/2023	0.08ND	No	220	n/a	n/a	85.45	n/a	n/a	0.00004916	NP Inter (NDs) 1 of 2
Boron (mg/L)	GWC-10	0.11	n/a	8/2/2023	0.034J	No	220	n/a	n/a	85.45	n/a	n/a	0.00004916	NP Inter (NDs) 1 of 2
Boron (mg/L)	GWC-11	0.11	n/a	8/2/2023	0.08ND	No	220	n/a	n/a	85.45	n/a	n/a	0.00004916	NP Inter (NDs) 1 of 2
Boron (mg/L)	GWC-12	0.11	n/a	8/2/2023	0.08ND	No	220	n/a	n/a	85.45	n/a	n/a	0.00004916	NP Inter (NDs) 1 of 2
Boron (mg/L)	GWC-19	0.11	n/a	8/2/2023	0.08ND	No	220	n/a	n/a	85.45	n/a	n/a	0.00004916	NP Inter (NDs) 1 of 2
Boron (mg/L)	GWC-20	0.11	n/a	8/2/2023	0.08ND	No	220	n/a	n/a	85.45	n/a	n/a	0.00004916	NP Inter (NDs) 1 of 2
Boron (mg/L)	GWC-21	0.11	n/a	8/3/2023	0.022J	No	220	n/a	n/a	85.45	n/a	n/a	0.00004916	NP Inter (NDs) 1 of 2
Boron (mg/L)	GWC-23	0.11	n/a	8/3/2023	0.08ND	No	220	n/a	n/a	85.45	n/a	n/a	0.00004916	NP Inter (NDs) 1 of 2
Boron (mg/L)	GWC-9	0.11	n/a	8/2/2023	0.026J	No	220	n/a	n/a	85.45	n/a	n/a	0.00004916	NP Inter (NDs) 1 of 2
Calcium (mg/L)	GWC-1	33.2	n/a	8/2/2023	0.93	No	221	n/a	n/a	0	n/a	n/a	0.00004916	NP Inter (normality) 1 of 2
Calcium (mg/L)	GWC-10	33.2	n/a	8/2/2023	20	No	221	n/a	n/a	0	n/a	n/a	0.00004916	NP Inter (normality) 1 of 2
Calcium (mg/L)	GWC-11	33.2	n/a	8/2/2023	9.3	No	221	n/a	n/a	0	n/a	n/a	0.00004916	NP Inter (normality) 1 of 2
Calcium (mg/L)	GWC-12	33.2	n/a	8/2/2023	0.71	No	221	n/a	n/a	0	n/a	n/a	0.00004916	NP Inter (normality) 1 of 2
Calcium (mg/L)	GWC-19	33.2	n/a	8/2/2023	6	No	221	n/a	n/a	0	n/a	n/a	0.00004916	NP Inter (normality) 1 of 2
Calcium (mg/L)	GWC-20	33.2	n/a	8/2/2023	1.3	No	221	n/a	n/a	0	n/a	n/a	0.00004916	NP Inter (normality) 1 of 2
Calcium (mg/L)	GWC-21	33.2	n/a	8/3/2023	1	No	221	n/a	n/a	0	n/a	n/a	0.00004916	NP Inter (normality) 1 of 2
Calcium (mg/L)	GWC-23	33.2	n/a	8/3/2023	2.7	No	221	n/a	n/a	0	n/a	n/a	0.00004916	NP Inter (normality) 1 of 2
Calcium (mg/L)	GWC-9	33.2	n/a	8/2/2023	2.9	No	221	n/a	n/a	0	n/a	n/a	0.00004916	NP Inter (normality) 1 of 2
Chloride (mg/L)	GWC-1	9.4	n/a	8/2/2023	5.1	No	219	n/a	n/a	0	n/a	n/a	0.00004916	NP Inter (normality) 1 of 2
Chloride (mg/L)	GWC-10	9.4	n/a	8/2/2023	5.8	No	219	n/a	n/a	0	n/a	n/a	0.00004916	NP Inter (normality) 1 of 2
Chloride (mg/L)	GWC-11	9.4	n/a	8/2/2023	4.7	No	219	n/a	n/a	0	n/a	n/a	0.00004916	NP Inter (normality) 1 of 2
Chloride (mg/L)	GWC-12	9.4	n/a	8/2/2023	3.6	No	219	n/a	n/a	0	n/a	n/a	0.00004916	NP Inter (normality) 1 of 2
Chloride (mg/L)	GWC-19	9.4	n/a	8/2/2023	5.4	No	219	n/a	n/a	0	n/a	n/a	0.00004916	NP Inter (normality) 1 of 2
Chloride (mg/L)	GWC-20	9.4	n/a	8/2/2023	7.3	No	219	n/a	n/a	0	n/a	n/a	0.00004916	NP Inter (normality) 1 of 2
Chloride (mg/L)	GWC-21	9.4	n/a	8/3/2023	6	No	219	n/a	n/a	0	n/a	n/a	0.00004916	NP Inter (normality) 1 of 2
Chloride (mg/L)	GWC-23	9.4	n/a	8/3/2023	5	No	219	n/a	n/a	0	n/a	n/a	0.00004916	NP Inter (normality) 1 of 2
Chloride (mg/L)	GWC-9	9.4	n/a	8/2/2023	7.6	No	219	n/a	n/a	0	n/a	n/a	0.00004916	NP Inter (normality) 1 of 2
Fluoride (mg/L)	GWC-1	0.74	n/a	8/2/2023	0.1ND	No	221	n/a	n/a	64.71	n/a	n/a	0.00004916	NP Inter (NDs) 1 of 2
Fluoride (mg/L)	GWC-10	0.74	n/a	8/2/2023	0.13	No	221	n/a	n/a	64.71	n/a	n/a	0.00004916	NP Inter (NDs) 1 of 2
Fluoride (mg/L)	GWC-11	0.74	n/a	8/2/2023	0.3	No	221	n/a	n/a	64.71	n/a	n/a	0.00004916	NP Inter (NDs) 1 of 2
Fluoride (mg/L)	GWC-12	0.74	n/a	8/2/2023	0.1ND	No	221	n/a	n/a	64.71	n/a	n/a	0.00004916	NP Inter (NDs) 1 of 2
Fluoride (mg/L)	GWC-19	0.74	n/a	8/2/2023	0.13	No	221	n/a	n/a	64.71	n/a	n/a	0.00004916	NP Inter (NDs) 1 of 2
Fluoride (mg/L)	GWC-20	0.74	n/a	8/2/2023	0.05J	No	221	n/a	n/a	64.71	n/a	n/a	0.00004916	NP Inter (NDs) 1 of 2
Fluoride (mg/L)	GWC-21	0.74	n/a	8/3/2023	0.1ND	No	221	n/a	n/a	64.71	n/a	n/a	0.00004916	NP Inter (NDs) 1 of 2
Fluoride (mg/L)	GWC-23	0.74	n/a	8/3/2023	0.063J	No	221	n/a	n/a	64.71	n/a	n/a	0.00004916	NP Inter (NDs) 1 of 2
Fluoride (mg/L)	GWC-9	0.74	n/a	8/2/2023	0.086J	No	221	n/a	n/a	64.71	n/a	n/a	0.00004916	NP Inter (NDs) 1 of 2
pH (S.U.)	GWC-1	7.1	4.21	8/2/2023	4.73	No	240	n/a	n/a	0	n/a	n/a	0.00009831	NP Inter (normality) 1 of 2
pH (S.U.)	GWC-10	7.1	4.21	8/2/2023	6.28	No	240	n/a	n/a	0	n/a	n/a	0.00009831	NP Inter (normality) 1 of 2
pH (S.U.)	GWC-11	7.1	4.21	8/2/2023	6.32	No	240	n/a	n/a	0	n/a	n/a	0.00009831	NP Inter (normality) 1 of 2
pH (S.U.)	GWC-12	7.1	4.21	8/2/2023	4.79	No	240	n/a	n/a	0	n/a	n/a	0.00009831	NP Inter (normality) 1 of 2
pH (S.U.)	GWC-19	7.1	4.21	8/2/2023	5.42	No	240	n/a	n/a	0	n/a	n/a	0.00009831	NP Inter (normality) 1 of 2
pH (S.U.)	GWC-20	7.1	4.21	8/2/2023	4.72	No	240	n/a	n/a	0	n/a	n/a	0.00009831	NP Inter (normality) 1 of 2
pH (S.U.)	GWC-21	7.1	4.21	8/3/2023	4.61	No	240	n/a	n/a	0	n/a	n/a	0.00009831	NP Inter (normality) 1 of 2
pH (S.U.)	GWC-23	7.1	4.21	8/3/2023	5.13	No	240	n/a	n/a	0	n/a	n/a	0.00009831	NP Inter (normality) 1 of 2
pH (S.U.)	GWC-9	7.1	4.21	8/2/2023	5.16	No	240	n/a	n/a	0	n/a	n/a	0.00009831	NP Inter (normality) 1 of 2
Total Dissolved Solids (mg/L)	GWC-1	150	n/a	8/2/2023	35	No	220	n/a	n/a	10	n/a	n/a	0.00004916	NP Inter (normality) 1 of 2
Total Dissolved Solids (mg/L)	GWC-10	150	n/a	8/2/2023	130	No	220	n/a	n/a	10	n/a	n/a	0.00004916	NP Inter (normality) 1 of 2
Total Dissolved Solids (mg/L)	GWC-11	150	n/a	8/2/2023	79	No	220	n/a	n/a	10	n/a	n/a	0.00004916	NP Inter (normality) 1 of 2
Total Dissolved Solids (mg/L)	GWC-12	150	n/a	8/2/2023	28	No	220	n/a	n/a	10	n/a	n/a	0.00004916	NP Inter (normality) 1 of 2
Total Dissolved Solids (mg/L)	GWC-19	150	n/a	8/2/2023	51	No	220	n/a	n/a	10	n/a	n/a	0.00004916	NP Inter (normality) 1 of 2
Total Dissolved Solids (mg/L)	GWC-20	150	n/a	8/2/2023	36	No	220	n/a	n/a	10	n/a	n/a	0.00004916	NP Inter (normality) 1 of 2
Total Dissolved Solids (mg/L)	GWC-21	150	n/a	8/3/2023	30	No	220	n/a	n/a	10	n/a	n/a	0.00004916	NP Inter (normality) 1 of 2
Total Dissolved Solids (mg/L)	GWC-23	150	n/a	8/3/2023	36	No	220	n/a	n/a	10	n/a	n/a	0.00004916	NP Inter (normality) 1 of 2
Total Dissolved Solids (mg/L)	GWC-9	150	n/a	8/2/2023	45	No	220	n/a	n/a	10	n/a	n/a	0.00004916	NP Inter (normality) 1 of 2

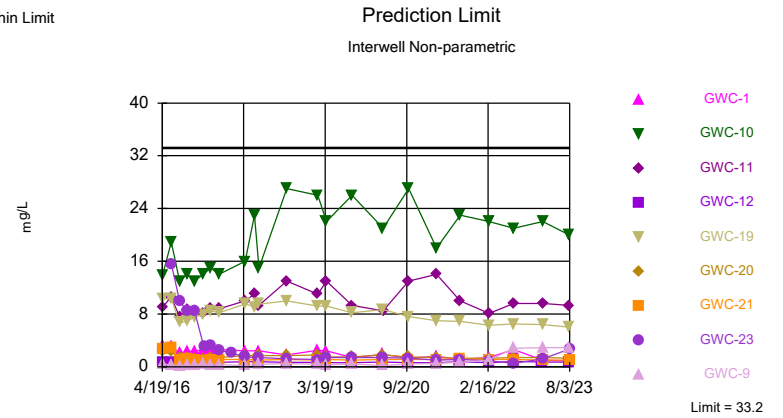
Sanitas™ v.9.6.37 . UG  
Hollow symbols indicate censored values.  
Within Limit



Non-parametric test used in lieu of parametric prediction limit because censored data exceeded 50%. Limit is highest of 220 background values. 85.45% NDs. Annual per-constituent alpha = 0.0008845. Individual comparison alpha = 0.00004916 (1 of 2). Comparing 9 points to limit.

Constituent: Boron Analysis Run 9/13/2023 3:27 PM View: Appendix III  
Plant McIntosh Client: Southern Company Data: McIntosh LF4 CCR

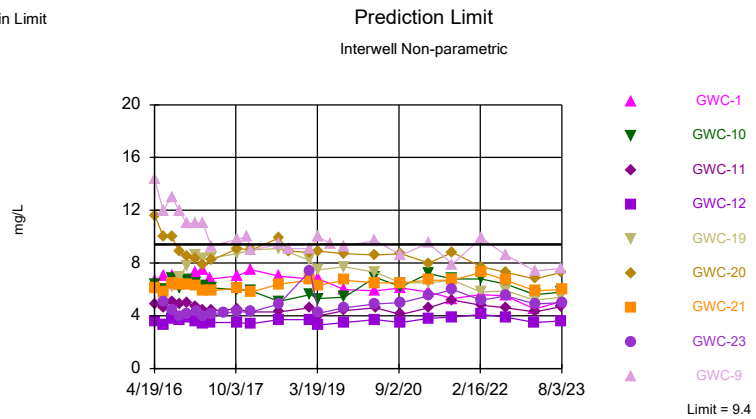
Sanitas™ v.9.6.37 . UG  
Within Limit



Non-parametric test used in lieu of parametric prediction limit because the Chi Squared normality test showed the data to be non-normal at the 0.01 alpha level. Limit is highest of 221 background values. Annual per-constituent alpha = 0.0008845. Individual comparison alpha = 0.00004916 (1 of 2). Comparing 9 points to limit.

Constituent: Calcium Analysis Run 9/13/2023 3:27 PM View: Appendix III  
Plant McIntosh Client: Southern Company Data: McIntosh LF4 CCR

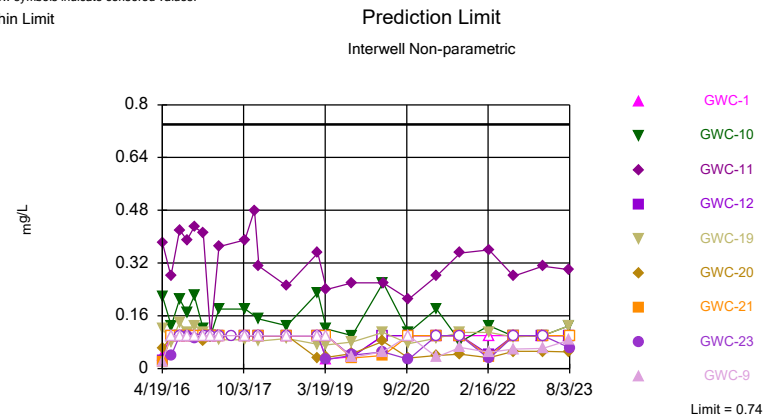
Sanitas™ v.9.6.37 . UG  
Within Limit



Non-parametric test used in lieu of parametric prediction limit because the Chi Squared normality test showed the data to be non-normal at the 0.01 alpha level. Limit is highest of 219 background values. Annual per-constituent alpha = 0.0008845. Individual comparison alpha = 0.00004916 (1 of 2). Comparing 9 points to limit.

Constituent: Chloride Analysis Run 9/13/2023 3:27 PM View: Appendix III  
Plant McIntosh Client: Southern Company Data: McIntosh LF4 CCR

Sanitas™ v.9.6.37 . UG  
Within Limit

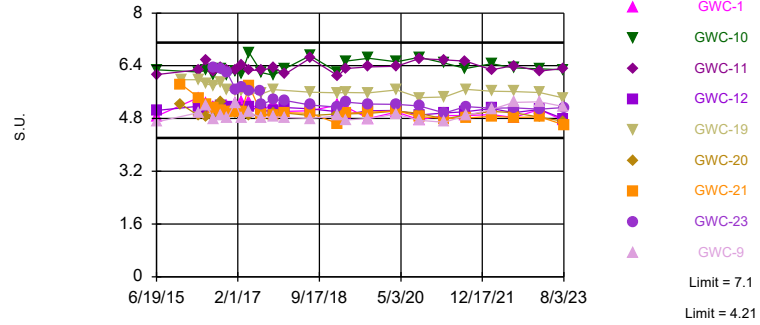


Non-parametric test used in lieu of parametric prediction limit because censored data exceeded 50%. Limit is highest of 221 background values. 64.71% NDs. Annual per-constituent alpha = 0.0008845. Individual comparison alpha = 0.00004916 (1 of 2). Comparing 9 points to limit.

Constituent: Fluoride Analysis Run 9/13/2023 3:27 PM View: Appendix III  
Plant McIntosh Client: Southern Company Data: McIntosh LF4 CCR

Within Limits

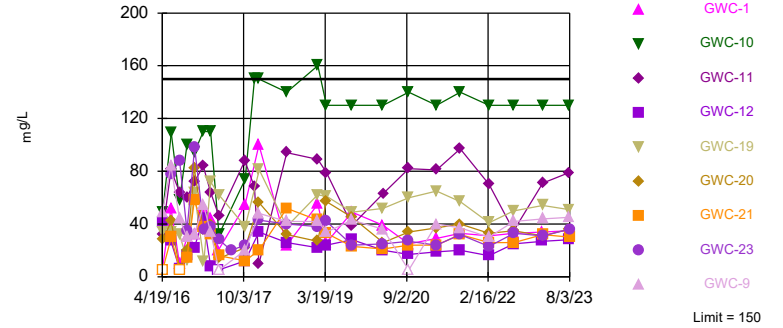
Prediction Limit  
Interwell Non-parametric



Non-parametric test used in lieu of parametric prediction limit because the Chi Squared normality test showed the data to be non-normal at the 0.01 alpha level. Limits are highest and lowest of 240 background values. Annual per-constituent alpha = 0.001769. Individual comparison alpha = 0.00009831 (1 of 2). Comparing 9 points to limit.

Constituent: pH Analysis Run 9/13/2023 3:27 PM View: Appendix III  
Plant McIntosh Client: Southern Company Data: McIntosh LF4 CCR

Prediction Limit  
Interwell Non-parametric



Non-parametric test used in lieu of parametric prediction limit because the Chi Squared normality test showed the data to be non-normal at the 0.01 alpha level. Limit is highest of 220 background values. 10% NDs. Annual per-constituent alpha = 0.0008845. Individual comparison alpha = 0.00004916 (1 of 2). Comparing 9 points to limit.

Constituent: Total Dissolved Solids Analysis Run 9/13/2023 3:27 PM View: Appendix III  
Plant McIntosh Client: Southern Company Data: McIntosh LF4 CCR

# Prediction Limit

Constituent: Boron (mg/L) Analysis Run 9/13/2023 3:38 PM View: Appendix III

Plant McIntosh Client: Southern Company Data: McIntosh LF4 CCR

	GWA-2 (bg)	GWC-18 (bg)	GWC-9	GWC-19	GWA-3 (bg)	GWA-13 (bg)	GWA-5 (bg)	GWC-1	GWA-14 (bg)
4/19/2016	<0.08	<0.08	<0.08	<0.08	<0.08				
4/20/2016						<0.08	<0.08	<0.08	<0.08
4/21/2016									
6/14/2016	0.012 (J)				0.0077 (J)	0.0086 (J)	0.011 (J)		0.0098 (J)
6/15/2016			0.018 (J)					0.017 (J)	
6/16/2016		0.011 (J)		0.0069 (J)					
8/9/2016	<0.08				<0.08	<0.08	<0.08		<0.08
8/10/2016			<0.08	<0.08				<0.08	
8/11/2016		<0.08							
9/26/2016	<0.08								
9/27/2016			<0.08		<0.08	<0.08	<0.08	<0.08	<0.08
9/28/2016		<0.08		<0.08					
11/14/2016					<0.08				
11/15/2016	<0.08		<0.08	<0.08		<0.08	<0.08	<0.08	<0.08
11/16/2016		<0.08							
1/10/2017	<0.08				<0.08				
1/11/2017		<0.08					<0.08		<0.08
1/12/2017						<0.08		<0.08	
1/13/2017			<0.08						
1/16/2017				<0.08					
1/17/2017									
2/28/2017	0.022 (J)				<0.08	<0.08	<0.08		<0.08
3/1/2017		<0.08	<0.08	<0.08				<0.08	
3/2/2017									
4/19/2017	<0.08				<0.08				
4/20/2017						<0.08	<0.08	<0.08	<0.08
4/24/2017			<0.08						
4/25/2017		<0.08		<0.08					
7/13/2017									
10/10/2017	<0.08								
10/11/2017					<0.08	<0.08	<0.08	<0.08	<0.08
10/12/2017		<0.08	<0.08	<0.08					
12/12/2017									
1/10/2018	<0.08				<0.08	<0.08	<0.08		
1/11/2018								<0.08	<0.08
1/12/2018		<0.08	<0.08	<0.08					
7/11/2018	<0.08	<0.08		<0.08	<0.08	<0.08	<0.08		<0.08
7/12/2018			<0.08					<0.08	
1/29/2019	<0.08			<0.08	<0.08	<0.08	<0.08		<0.08
1/30/2019		<0.08	<0.08					<0.08	
3/26/2019						<0.08	<0.08		<0.08
3/27/2019	<0.08	<0.08	<0.08	<0.08	<0.08			<0.08	
9/10/2019						0.061 (J)	<0.08		<0.08
9/11/2019	<0.08	<0.08	<0.08	<0.08	<0.08			<0.08	
3/31/2020						<0.08	<0.08		
4/1/2020	0.042 (J)	<0.08	<0.08	<0.08	<0.08			<0.08	<0.08
4/2/2020									
9/15/2020	<0.08	<0.08			0.061 (J)	<0.08	0.047 (J)	<0.08	<0.08
9/16/2020			0.042 (J)	0.046 (J)					
3/16/2021	<0.08			<0.08	<0.08	<0.08		<0.08	<0.08
3/17/2021		<0.08	<0.08				<0.08		
8/17/2021	0.069 (J)				<0.08				0.1

# Prediction Limit

Constituent: Boron (mg/L) Analysis Run 9/13/2023 3:38 PM View: Appendix III  
Plant McIntosh Client: Southern Company Data: McIntosh LF4 CCR

	GWA-2 (bg)	GWC-18 (bg)	GWC-9	GWC-19	GWA-3 (bg)	GWA-13 (bg)	GWA-5 (bg)	GWC-1	GWA-14 (bg)
8/18/2021						0.044 (J)		0.046 (J)	
8/19/2021		<0.08	<0.08	<0.08			<0.08		
2/22/2022	0.11				0.065 (J)	<0.08	<0.08		<0.08
2/23/2022		<0.08	<0.08	<0.08				<0.08	
8/2/2022	<0.08	<0.08			<0.08	<0.08	<0.08		<0.08
8/3/2022			<0.08	<0.08				0.064 (J)	
8/4/2022									
2/6/2023						<0.08			
2/7/2023	<0.08	<0.08			<0.08		0.024 (J)	<0.08	<0.08
2/8/2023			0.026 (J)	0.024 (J)					
8/1/2023	0.024 (J)					0.035 (J)	0.047 (J)		
8/2/2023		<0.08	0.026 (J)	<0.08	0.025 (J)			<0.08	0.038 (J)
8/3/2023									

# Prediction Limit

Constituent: Boron (mg/L) Analysis Run 9/13/2023 3:38 PM View: Appendix III

Plant McIntosh Client: Southern Company Data: McIntosh LF4 CCR

	GWC-17 (bg)	GWC-11	GWC-12	GWA-4A (bg)	GWA-16 (bg)	GWC-10	GWA-15 (bg)	GWC-20	GWC-21
4/19/2016									
4/20/2016	<0.08	<0.08	<0.08	<0.08	<0.08				
4/21/2016						<0.08	<0.08	<0.08	<0.08
6/14/2016				0.01 (J)					
6/15/2016	0.0095 (J)	0.011 (J)	0.01 (J)		0.0085 (J)		0.0095 (J)		
6/16/2016						0.017 (J)		0.012 (J)	0.012 (J)
8/9/2016	<0.08				<0.08		<0.08		
8/10/2016		<0.08	<0.08			<0.08		<0.08	<0.08
8/11/2016				<0.08					
9/26/2016									
9/27/2016	<0.08	<0.08	<0.08	<0.08	<0.08	<0.08	<0.08	<0.08	<0.08
9/28/2016									
11/14/2016				<0.08					
11/15/2016	<0.08	<0.08	<0.08		<0.08	0.021 (J)	<0.08	<0.08	<0.08
11/16/2016									
1/10/2017				<0.08					
1/11/2017	<0.08				<0.08		<0.08		
1/12/2017		<0.08	<0.08			0.041 (J)			<0.08
1/13/2017								<0.08	
1/16/2017									
1/17/2017									
2/28/2017				<0.08			<0.08		
3/1/2017	<0.08	<0.08	<0.08		<0.08	0.052		<0.08	<0.08
3/2/2017									
4/19/2017									
4/20/2017	<0.08		<0.08	<0.08	<0.08		<0.08		
4/24/2017		<0.08				0.064			<0.08
4/25/2017								<0.08	
7/13/2017									
10/10/2017				<0.08					
10/11/2017	<0.08	<0.08			<0.08		<0.08		
10/12/2017			<0.08			0.06		<0.08	<0.08
12/12/2017						0.086			
1/10/2018				<0.08					
1/11/2018	<0.08	<0.08	<0.08		<0.08	0.06	<0.08		<0.08
1/12/2018								<0.08	
7/11/2018	<0.08			<0.08	<0.08		<0.08	<0.08	<0.08
7/12/2018		<0.08	<0.08			0.054			
1/29/2019	<0.08			<0.08	<0.08		<0.08	<0.08	
1/30/2019		<0.08	<0.08			0.055			<0.08
3/26/2019				<0.08	<0.08		<0.08		
3/27/2019	<0.08	<0.08	<0.08			0.05		<0.08	<0.08
9/10/2019				0.052 (J)	<0.08				
9/11/2019	<0.08	<0.08	<0.08			0.067 (J)	<0.08	0.042 (J)	0.055 (J)
3/31/2020				<0.08					
4/1/2020	<0.08		<0.08		<0.08	0.068 (J)	<0.08	<0.08	<0.08
4/2/2020		0.066 (J)							
9/15/2020	<0.08	<0.08			<0.08	0.062 (J)	<0.08	<0.08	<0.08
9/16/2020			<0.08	0.056 (J)					
3/16/2021	<0.08		<0.08		<0.08	0.045 (J)		<0.08	
3/17/2021		<0.08		<0.08			<0.08		<0.08
8/17/2021					0.061 (J)				



# Prediction Limit

Constituent: Boron (mg/L) Analysis Run 9/13/2023 3:38 PM View: Appendix III  
Plant McIntosh Client: Southern Company Data: McIntosh LF4 CCR

	GWC-17 (bg)	GWC-11	GWC-12	GWA-4A (bg)	GWA-16 (bg)	GWC-10	GWA-15 (bg)	GWC-20	GWC-21
8/18/2021		<0.08	<0.08			0.069 (J)			
8/19/2021	<0.08			<0.08			<0.08	<0.08	<0.08
2/22/2022	<0.08				<0.08		<0.08	<0.08	
2/23/2022		<0.08	<0.08	0.096		0.069 (J)			<0.08
8/2/2022	<0.08	<0.08			<0.08		<0.08		
8/3/2022			<0.08	<0.08		<0.08		<0.08	
8/4/2022									<0.08
2/6/2023									
2/7/2023			<0.08	0.022 (J)	<0.08		<0.08		
2/8/2023	<0.08	0.022 (J)				0.043 (J)		<0.08	0.027 (J)
8/1/2023				0.026 (J)	<0.08		<0.08		
8/2/2023	<0.08	<0.08	<0.08			0.034 (J)		<0.08	
8/3/2023									0.022 (J)

# Prediction Limit

Constituent: Boron (mg/L) Analysis Run 9/13/2023 3:38 PM View: Appendix III  
Plant McIntosh Client: Southern Company Data: McIntosh LF4 CCR

GWC-23

4/19/2016	
4/20/2016	
4/21/2016	
6/14/2016	
6/15/2016	
6/16/2016	0.017 (J)
8/9/2016	
8/10/2016	<0.08
8/11/2016	
9/26/2016	
9/27/2016	
9/28/2016	<0.08
11/14/2016	
11/15/2016	
11/16/2016	<0.08
1/10/2017	
1/11/2017	
1/12/2017	
1/13/2017	
1/16/2017	
1/17/2017	<0.08
2/28/2017	
3/1/2017	
3/2/2017	<0.08
4/19/2017	
4/20/2017	
4/24/2017	
4/25/2017	<0.08
7/13/2017	<0.08
10/10/2017	
10/11/2017	
10/12/2017	<0.08
12/12/2017	
1/10/2018	
1/11/2018	
1/12/2018	<0.08
7/11/2018	
7/12/2018	<0.08
1/29/2019	
1/30/2019	<0.08
3/26/2019	
3/27/2019	<0.08
9/10/2019	
9/11/2019	0.04 (J)
3/31/2020	
4/1/2020	<0.08
4/2/2020	
9/15/2020	<0.08
9/16/2020	
3/16/2021	
3/17/2021	<0.08
8/17/2021	

# Prediction Limit

Constituent: Boron (mg/L) Analysis Run 9/13/2023 3:38 PM View: Appendix III  
Plant McIntosh Client: Southern Company Data: McIntosh LF4 CCR

---

	GWC-23
8/18/2021	
8/19/2021	<0.08
2/22/2022	
2/23/2022	<0.08
8/2/2022	
8/3/2022	
8/4/2022	<0.08
2/6/2023	
2/7/2023	
2/8/2023	<0.08
8/1/2023	
8/2/2023	
8/3/2023	<0.08

# Prediction Limit

Constituent: Calcium (mg/L) Analysis Run 9/13/2023 3:38 PM View: Appendix III

Plant McIntosh Client: Southern Company Data: McIntosh LF4 CCR

	GWC-19	GWC-9	GWC-18 (bg)	GWA-2 (bg)	GWA-3 (bg)	GWC-1	GWA-4A (bg)	GWA-14 (bg)	GWA-5 (bg)
4/19/2016	10.3	0.431 (J)	26	0.485 (J)	1.13				
4/20/2016						3.22	1.12	0.686	4.39
4/21/2016									
6/14/2016				0.72	1		1.1	0.62	2.4
6/15/2016		0.27 (J)				3			
6/16/2016	10.4		33.2						
8/9/2016				0.24 (J)	0.71			0.39	2
8/10/2016	6.7	0.13 (J)				2.1			
8/11/2016			18				1.9		
9/26/2016				0.48					
9/27/2016		0.21 (J)			0.77	2.3	3.4	0.52	2.9
9/28/2016	6.9		17						
11/14/2016					0.75		3.1		
11/15/2016	7.5	0.27		0.54		2.4		0.5	2.5
11/16/2016			17						
1/10/2017				0.62	0.73		1.5		
1/11/2017			15					0.47	2.5
1/12/2017						2.5			
1/13/2017		0.41							
1/16/2017	8								
1/17/2017									
2/28/2017				0.91	0.76		1.1	0.47	2.7
3/1/2017	8.5	0.25	16			2.7			
3/2/2017									
4/19/2017				0.75	0.69				
4/20/2017						2.6	0.98	0.5	2.8
4/24/2017		0.34							
4/25/2017	8.2		17						
7/13/2017									
10/10/2017				0.54			0.8		
10/11/2017					0.73	2.4		0.49	3.3
10/12/2017	9.5	0.21 (J)	14						
12/12/2017	9.1								
12/13/2017			12						
1/10/2018				0.52	0.88		0.82		3.3
1/11/2018						2.4		0.51	
1/12/2018	9.5	0.4	15						
7/11/2018	10		12	0.5	0.81		1	0.47	3
7/12/2018		0.49				1.8			
1/29/2019	9.2			0.53	0.85		0.83	0.51	3.3
1/30/2019		0.38 (J)	14			2.5			
3/26/2019							0.53	0.42	2.8
3/27/2019	9.2	0.28	11	0.37	0.73	2.4			
9/10/2019							0.64	0.47 (J)	2.3
9/11/2019	8.2	0.44 (J)	13	0.43 (J)	0.76	1.4			
3/31/2020							0.8		2.9
4/1/2020	8.7	0.2 (J)	11	0.47 (J)	0.72	1.9		0.49 (J)	
4/2/2020									
9/15/2020			10	0.42 (J)	0.84	1.3		0.6	2.2
9/16/2020	7.6	0.45 (J)					0.43 (J)		
3/16/2021	7			0.4 (J)	0.75	1.6		0.51	
3/17/2021		0.51	9.1				0.33 (J)		2.4



# Prediction Limit

Constituent: Calcium (mg/L) Analysis Run 9/13/2023 3:38 PM View: Appendix III  
 Plant McIntosh Client: Southern Company Data: McIntosh LF4 CCR

	GWC-17 (bg)	GWA-16 (bg)	GWA-13 (bg)	GWC-11	GWC-12	GWC-21	GWA-15 (bg)	GWC-10	GWC-20
4/19/2016									
4/20/2016	2.48	0.472 (J)	0.389 (J)	8.94	0.69				
4/21/2016						2.78	0.686	13.9	2.29
6/14/2016			0.37 (J)						
6/15/2016	2.2	0.42 (J)		10.6	0.69		0.61		
6/16/2016						2.9		18.9	2.4
8/9/2016	1.8	0.19	0.14 (J)				0.21 (J)		
8/10/2016				7.6	0.45	0.99		13	1.4
8/11/2016									
9/26/2016									
9/27/2016	1.9	0.39	0.33	8.7	0.61	1.3	0.4	14	1.4
9/28/2016									
11/14/2016									
11/15/2016	2.1	0.39	0.28	8.4	0.61	1.1	0.35	13	1.3
11/16/2016									
1/10/2017									
1/11/2017	2	0.36					0.34		
1/12/2017			0.37	8.1	0.6	0.93		14	
1/13/2017									1.3
1/16/2017									
1/17/2017									
2/28/2017			0.26				0.37		
3/1/2017	2.1	0.38		8.9	0.61	1		15	1.4
3/2/2017									
4/19/2017									
4/20/2017	2	0.41	0.27		0.65		0.43		
4/24/2017				8.8		1.1		14	
4/25/2017									1.4
7/13/2017									
10/10/2017									
10/11/2017	2.1	0.4	0.3	10			0.41		
10/12/2017					0.76	1.1		16	1.7
12/12/2017								23	
12/13/2017				11					
1/10/2018			0.27						
1/11/2018	2.1	0.43		9.3	0.78	1	0.41	15	
1/12/2018									1.7
7/11/2018	2.1	0.45	0.32			1.1	0.53		1.7
7/12/2018				13	0.67			27	
1/29/2019	2.2	0.41	0.33				0.91		1.8
1/30/2019				11	0.68 (J)	1 (J)		26	
3/26/2019		0.37	0.3				0.58		
3/27/2019	2			13	0.62	1.1		22	1.5
9/10/2019		0.41 (J)	0.37 (J)						
9/11/2019	2			9.3	0.62	1	0.42 (J)	26	1.5
3/31/2020			0.42 (J)						
4/1/2020	2.1	0.43 (J)			0.7	1.1	2.3	21	1.8
4/2/2020				8.5					
9/15/2020	2	0.42 (J)	0.32 (J)	13		1.1	0.38 (J)	27	1.5
9/16/2020					0.64				
3/16/2021	2	0.48 (J)	0.4 (J)		0.62			18	1.4
3/17/2021				14		1.1	5.5		

# Prediction Limit

Constituent: Calcium (mg/L) Analysis Run 9/13/2023 3:38 PM View: Appendix III  
Plant McIntosh Client: Southern Company Data: McIntosh LF4 CCR

	GWC-17 (bg)	GWA-16 (bg)	GWA-13 (bg)	GWC-11	GWC-12	GWC-21	GWA-15 (bg)	GWC-10	GWC-20
8/17/2021		0.46 (J)							
8/18/2021			0.51	10	0.75			23	
8/19/2021	2.2					1.2	0.49 (J)		1.3
2/22/2022	2	0.43 (J)	0.35 (J)				0.92		1.3
2/23/2022				8.1	0.64	1.1		22	
8/2/2022	2	0.44 (J)	0.36 (J)	9.6			0.42 (J)		
8/3/2022					0.82			21	1.4
8/4/2022						1.1			
2/6/2023			0.53						
2/7/2023		0.45 (J)			0.73		1.9		
2/8/2023	2.4			9.6		1		22	1.4
8/1/2023		0.43 (J)	0.44 (J)				0.51		
8/2/2023	2.3			9.3	0.71			20	1.3
8/3/2023						1			

# Prediction Limit

Constituent: Calcium (mg/L) Analysis Run 9/13/2023 3:38 PM View: Appendix III  
Plant McIntosh Client: Southern Company Data: McIntosh LF4 CCR

GWC-23

4/19/2016	
4/20/2016	
4/21/2016	
6/14/2016	
6/15/2016	
6/16/2016	15.6
8/9/2016	
8/10/2016	10
8/11/2016	
9/26/2016	
9/27/2016	
9/28/2016	8.5
11/14/2016	
11/15/2016	
11/16/2016	8.4
1/10/2017	
1/11/2017	
1/12/2017	
1/13/2017	
1/16/2017	
1/17/2017	3
2/28/2017	
3/1/2017	
3/2/2017	3.3
4/19/2017	
4/20/2017	
4/24/2017	
4/25/2017	2.5
7/13/2017	2.1
10/10/2017	
10/11/2017	
10/12/2017	1.5
12/12/2017	
12/13/2017	
1/10/2018	
1/11/2018	
1/12/2018	1.4
7/11/2018	
7/12/2018	1.2
1/29/2019	
1/30/2019	1.1 (J)
3/26/2019	
3/27/2019	1.4
9/10/2019	
9/11/2019	1.4
3/31/2020	
4/1/2020	1.4
4/2/2020	
9/15/2020	1.3
9/16/2020	
3/16/2021	
3/17/2021	0.99



# Prediction Limit

Constituent: Calcium (mg/L) Analysis Run 9/13/2023 3:38 PM View: Appendix III  
Plant McIntosh Client: Southern Company Data: McIntosh LF4 CCR

---

GWC-23

8/17/2021	
8/18/2021	
8/19/2021	1.1
2/22/2022	
2/23/2022	0.92
8/2/2022	
8/3/2022	
8/4/2022	0.51
2/6/2023	
2/7/2023	
2/8/2023	1.2
8/1/2023	
8/2/2023	
8/3/2023	2.7

# Prediction Limit

Constituent: Chloride (mg/L) Analysis Run 9/13/2023 3:38 PM View: Appendix III

Plant McIntosh Client: Southern Company Data: McIntosh LF4 CCR

	GWC-18 (bg)	GWC-19	GWA-3 (bg)	GWA-2 (bg)	GWC-9	GWA-13 (bg)	GWC-12	GWC-11	GWC-1
4/19/2016	5.03	6.1	9.4	5.01	14.4				
4/20/2016						3.49	3.61	4.9	6.68
4/21/2016									
6/14/2016			8.3	5		3.4			
6/15/2016					12		3.3	4.6	7
6/16/2016	4.7	5.7							
8/9/2016			8.6	5.1		3.7			
8/10/2016		6.2			13		3.8	5.1	7
8/11/2016	5.3								
9/26/2016				5.1					
9/27/2016			6.3		12	3.8	3.7	4.9	6.4
9/28/2016	5.1	6.9							
11/14/2016			6.1						
11/15/2016		7.8		5.2	11	3.8	3.9	5	6.6
11/16/2016	5.2								
1/10/2017			6.1	4.9					
1/11/2017	5								
1/12/2017						3.5	3.6	4.7	7.3
1/13/2017					11				
1/16/2017		8.6							
1/17/2017									
2/28/2017			6.2	4.7		3.6			
3/1/2017	4.6	8.3			11		3.4	4.4	7.5
3/2/2017									
4/19/2017			5	4.4					
4/20/2017						3.4	3.5		6.8
4/24/2017					9.3			4.4	
4/25/2017	4.6	8.4							
7/13/2017									
10/10/2017				4.7					
10/11/2017			4.1			3.4		4.5	7
10/12/2017	4.6	8.7			9.8		3.5		
12/12/2017					10				
1/10/2018			4.2	4.6		3.4			
1/11/2018							3.4	4.3	7.5
1/12/2018	4.5	9			9				
7/11/2018	4.9	9.1	4.3	5		3.4			
7/12/2018					9.4		3.7	4.3	7
9/13/2018					9.1				
1/29/2019		8.2	4	5		3.6			
1/30/2019	4.8				9.1		3.7	4.6	6.8
3/26/2019						3.5			
3/27/2019	4.3	7.5	3.5	4.5	10		3.3	4	6.8
6/17/2019					9.4				
9/10/2019						3.3			
9/11/2019	4.5	7.7	3.5	4.8	9.3		3.5	4.4	6
3/31/2020						3.7			
4/1/2020	4.7	7.3	3.7	4.9	9.7		3.7		5.9
4/2/2020								4.6	
9/15/2020	4.4		3.4	4.9		3.5		4.1	6.1
9/16/2020		6.5			8.6		3.5		
3/16/2021		6.5	3.6	4.9		4	3.8		5.8



# Prediction Limit

Constituent: Chloride (mg/L) Analysis Run 9/13/2023 3:38 PM View: Appendix III  
 Plant McIntosh Client: Southern Company Data: McIntosh LF4 CCR

	GWA-5 (bg)	GWA-4A (bg)	GWA-16 (bg)	GWA-14 (bg)	GWC-17 (bg)	GWA-15 (bg)	GWC-10	GWC-20	GWC-21
4/19/2016									
4/20/2016	3.69	2.93	3.92	4.55	4.25				
4/21/2016						3.99	6.41	11.6	6.08
6/14/2016	3.5	2.9		4.3					
6/15/2016			3.8		4.1	3.5			
6/16/2016							6	10	5.8
8/9/2016	3.7		4	4.5	4.5	4			
8/10/2016							6.8	10	6.5
8/11/2016		3.6							
9/26/2016									
9/27/2016	3.6	3.4	3.9	4.4	4.4	3.9	6.1	8.9	6.4
9/28/2016									
11/14/2016		4.2							
11/15/2016	3.7		4	4.5	4.5	4	6.7	8.5	6.4
11/16/2016									
1/10/2017		3.6							
1/11/2017	3.5		3.7	4.3	4.2	3.8			
1/12/2017							6.5		6.3
1/13/2017								8.3	
1/16/2017									
1/17/2017									
2/28/2017	3.3	3.3		4		3.5			
3/1/2017			3.5		3.9		6.3	7.9	5.9
3/2/2017									
4/19/2017									
4/20/2017	3.3	3.5	3.6	4	4	3.3			
4/24/2017							6.1		5.9
4/25/2017								8.2	
7/13/2017									
10/10/2017		3.9							
10/11/2017	3.2		3.5	4	4.1	3.5			
10/12/2017							6	9.1	6.1
12/12/2017									
1/10/2018	3.2	3.3							
1/11/2018			3.4	3.9	4.1	3.4	5.9		5.8
1/12/2018								9	
7/11/2018	3.5	3.2	3.7	4.2	4.4	3.8		9.9	6.4
7/12/2018							5.1		
9/13/2018								8.9	
1/29/2019	3.6	3.4	3.8	4	4.5	3.7		8.8	
1/30/2019							5.6		6.7
3/26/2019	3.6	3.7	3.6	4.1		3.8			
3/27/2019					4.1		5.3	8.9	6.3
6/17/2019									
9/10/2019	3.5	3.6	3.7	4					
9/11/2019					4.3	3.7	5.4	8.7	6.7
3/31/2020	4.1	4.9							
4/1/2020			3.8	4.2	4.6	3.8	6.9	8.6	6.5
4/2/2020									
9/15/2020	18 (o)		3.7	4.3	4.3	3.6	6.2	8.7	6.5
9/16/2020		3.5							
3/16/2021			4.1	4.1	4.9		7.2	8	



# Prediction Limit

Constituent: Chloride (mg/L) Analysis Run 9/13/2023 3:38 PM View: Appendix III  
Plant McIntosh Client: Southern Company Data: McIntosh LF4 CCR

GWC-23

4/19/2016	
4/20/2016	
4/21/2016	
6/14/2016	
6/15/2016	
6/16/2016	5.1
8/9/2016	
8/10/2016	4.4
8/11/2016	
9/26/2016	
9/27/2016	
9/28/2016	4
11/14/2016	
11/15/2016	
11/16/2016	4.1
1/10/2017	
1/11/2017	
1/12/2017	
1/13/2017	
1/16/2017	
1/17/2017	4.3
2/28/2017	
3/1/2017	
3/2/2017	4
4/19/2017	
4/20/2017	
4/24/2017	
4/25/2017	4.1
7/13/2017	4.2
10/10/2017	
10/11/2017	
10/12/2017	4.3
12/12/2017	
1/10/2018	
1/11/2018	
1/12/2018	4.3
7/11/2018	
7/12/2018	4.9
9/13/2018	
1/29/2019	
1/30/2019	7.4
3/26/2019	
3/27/2019	4.2
6/17/2019	
9/10/2019	
9/11/2019	4.6
3/31/2020	
4/1/2020	4.9
4/2/2020	
9/15/2020	5
9/16/2020	
3/16/2021	

# Prediction Limit

Constituent: Chloride (mg/L) Analysis Run 9/13/2023 3:38 PM View: Appendix III  
Plant McIntosh Client: Southern Company Data: McIntosh LF4 CCR

---

	GWC-23
3/17/2021	5.5
8/17/2021	
8/18/2021	
8/19/2021	6
2/22/2022	
2/23/2022	5.2
8/2/2022	
8/3/2022	
8/4/2022	5.5
2/6/2023	
2/7/2023	
2/8/2023	4.9
8/1/2023	
8/2/2023	
8/3/2023	5

# Prediction Limit

Constituent: Fluoride (mg/L) Analysis Run 9/13/2023 3:38 PM View: Appendix III

Plant McIntosh Client: Southern Company Data: McIntosh LF4 CCR

	GWA-2 (bg)	GWA-3 (bg)	GWC-19	GWC-9	GWC-18 (bg)	GWA-13 (bg)	GWA-4A (bg)	GWC-1	GWA-14 (bg)
4/19/2016	0.03 (J)	0.022 (J)	0.122 (J)	0.02 (J)	0.706				
4/20/2016						0.018 (J)	0.028 (J)	0.04 (J)	0.021 (J)
4/21/2016									
6/14/2016	0.02 (J)	<0.1				<0.1	<0.1		<0.1
6/15/2016				<0.1				<0.1	
6/16/2016			0.08 (J)		0.56				
8/9/2016	<0.1	<0.1				<0.1			<0.1
8/10/2016			0.14 (J)	<0.1				<0.1	
8/11/2016					0.74		<0.1		
9/26/2016	<0.1								
9/27/2016		<0.1		<0.1		<0.1	<0.1	<0.1	<0.1
9/28/2016			0.11 (J)		0.7				
11/14/2016		<0.1					<0.1		
11/15/2016	<0.1		0.13 (J)	<0.1		<0.1		<0.1	<0.1
11/16/2016					0.71				
1/10/2017	<0.1	<0.1					<0.1		
1/11/2017					0.51				<0.1
1/12/2017						<0.1		<0.1	
1/13/2017				<0.1					
1/16/2017			0.11 (J)						
1/17/2017									
2/28/2017	<0.1	<0.1				<0.1	<0.1		<0.1
3/1/2017			<0.1	<0.1	0.61			<0.1	
3/2/2017									
4/19/2017	<0.1	<0.1							
4/20/2017						<0.1	<0.1	<0.1	<0.1
4/24/2017				<0.1					
4/25/2017			0.087 (J)		0.65				
7/13/2017									
10/10/2017	<0.1						<0.1		
10/11/2017		<0.1				<0.1		<0.1	<0.1
10/12/2017			0.087 (J)	<0.1	0.6				
12/13/2017					0.61				
1/10/2018	<0.1	<0.1				<0.1	<0.1		
1/11/2018								<0.1	<0.1
1/12/2018			0.083 (J)	<0.1	0.55				
7/11/2018	<0.1	<0.1	0.091 (J)		0.59	<0.1	<0.1		<0.1
7/12/2018				<0.1				<0.1	
1/29/2019	<0.1	<0.1	0.074 (J)			<0.1	<0.1		<0.1
1/30/2019				<0.1	0.65			<0.1	
3/26/2019						<0.1	<0.1		<0.1
3/27/2019	<0.1	<0.1	0.072	<0.1	0.49			0.029	
9/10/2019						0.034 (J)	0.044 (J)		0.032 (J)
9/11/2019	0.037 (J)	0.033 (J)	0.08 (J)	0.034 (J)	0.47			0.036 (J)	
3/31/2020						0.046 (J)	0.043 (J)		
4/1/2020	<0.1	<0.1	0.11	0.051 (J)	0.59			<0.1	0.048 (J)
4/2/2020									
9/15/2020	0.029 (J)	<0.1			0.49	<0.1		<0.1	<0.1
9/16/2020			0.076 (J)	<0.1			<0.1		
3/16/2021	0.033 (J)	<0.1	0.092 (J)			<0.1		<0.1	<0.1
3/17/2021				0.035 (J)	0.54		<0.1		
8/17/2021	0.073 (J)	0.043 (J)							0.045 (J)



# Prediction Limit

Constituent: Fluoride (mg/L) Analysis Run 9/13/2023 3:38 PM View: Appendix III  
Plant McIntosh Client: Southern Company Data: McIntosh LF4 CCR

	GWA-2 (bg)	GWA-3 (bg)	GWC-19	GWC-9	GWC-18 (bg)	GWA-13 (bg)	GWA-4A (bg)	GWC-1	GWA-14 (bg)
8/18/2021						<0.1		<0.1	
8/19/2021			0.11	0.064 (J)	0.62		<0.1		
2/22/2022	<0.1	<0.1				<0.1			<0.1
2/23/2022			0.11	0.049 (J)	0.66		<0.1	<0.1	
8/2/2022	<0.1	<0.1			0.54	<0.1			<0.1
8/3/2022			0.096 (J)	0.059 (J)			<0.1	<0.1	
8/4/2022									
2/6/2023						<0.1			
2/7/2023	0.048 (J)	<0.1			0.53		<0.1	<0.1	<0.1
2/8/2023			0.1	0.061 (J)					
8/1/2023	0.04 (J)					<0.1	<0.1		
8/2/2023		<0.1	0.13	0.086 (J)	0.54			<0.1	<0.1
8/3/2023									

# Prediction Limit

Constituent: Fluoride (mg/L) Analysis Run 9/13/2023 3:38 PM View: Appendix III  
 Plant McIntosh Client: Southern Company Data: McIntosh LF4 CCR

	GWC-17 (bg)	GWA-5 (bg)	GWA-16 (bg)	GWC-11	GWC-12	GWC-21	GWC-10	GWC-20	GWA-15 (bg)
4/19/2016									
4/20/2016	0.147 (J)	0.032 (J)	0.022 (J)	0.383	0.026 (J)				
4/21/2016						0.022 (J)	0.217 (J)	0.06 (J)	0.019 (J)
6/14/2016		<0.1							
6/15/2016	0.1 (J)		<0.1	0.28 (J)	<0.1				<0.1
6/16/2016						<0.1	0.13 (J)	<0.1	
8/9/2016	0.16 (J)	<0.1	<0.1						<0.1
8/10/2016				0.42	<0.1	<0.1	0.21	<0.1	
8/11/2016									
9/26/2016									
9/27/2016	0.14 (J)	<0.1	<0.1	0.39	<0.1	<0.1	0.17 (J)	<0.1	<0.1
9/28/2016									
11/14/2016									
11/15/2016	0.16 (J)	<0.1	<0.1	0.43	<0.1	<0.1	0.22	<0.1	<0.1
11/16/2016									
1/10/2017									
1/11/2017	0.16 (J)	<0.1	<0.1						<0.1
1/12/2017				0.41	<0.1	<0.1	0.12 (J)		
1/13/2017								0.083 (J)	
1/16/2017									
1/17/2017									
2/28/2017		<0.1							<0.1
3/1/2017	<0.1		<0.1	<0.1	<0.1	<0.1	<0.1	<0.1	
3/2/2017									
4/19/2017									
4/20/2017	0.12 (J)	<0.1	<0.1		<0.1				<0.1
4/24/2017				0.37		<0.1	0.18 (J)		
4/25/2017								<0.1	
7/13/2017									
10/10/2017									
10/11/2017	0.11 (J)	<0.1	<0.1	0.39					<0.1
10/12/2017					<0.1	<0.1	0.18 (J)	<0.1	
12/13/2017				0.48					
1/10/2018		<0.1							
1/11/2018	0.12 (J)		<0.1	0.31	<0.1	<0.1	0.15 (J)		<0.1
1/12/2018								<0.1	
7/11/2018	0.13 (J)	<0.1	<0.1			<0.1		<0.1	<0.1
7/12/2018				0.25	<0.1		0.13 (J)		
1/29/2019	0.13 (J)	<0.1	<0.1					0.031 (J)	<0.1
1/30/2019				0.35	<0.1	<0.1	0.23 (J)		
3/26/2019		0.028	<0.1						<0.1
3/27/2019	0.1			0.24	<0.1	<0.1	0.12	0.034	
9/10/2019		0.037 (J)	0.035 (J)						
9/11/2019	0.099 (J)			0.26	0.036 (J)	0.032 (J)	0.1	0.045 (J)	0.032 (J)
3/31/2020		0.061 (J)							
4/1/2020	0.15		<0.1		<0.1	0.04 (J)	0.26	0.082 (J)	0.05 (J)
4/2/2020				0.26					
9/15/2020	0.099 (J)	<0.1	<0.1	0.21		<0.1	0.11	0.032 (J)	<0.1
9/16/2020					<0.1				
3/16/2021	0.13		<0.1		<0.1		0.18	0.04 (J)	
3/17/2021		0.026 (J)		0.28		<0.1			<0.1
8/17/2021			0.072 (J)						

# Prediction Limit

Constituent: Fluoride (mg/L) Analysis Run 9/13/2023 3:38 PM View: Appendix III  
Plant McIntosh Client: Southern Company Data: McIntosh LF4 CCR

	GWC-17 (bg)	GWA-5 (bg)	GWA-16 (bg)	GWC-11	GWC-12	GWC-21	GWC-10	GWC-20	GWA-15 (bg)
8/18/2021				0.35	<0.1		0.081 (J)		
8/19/2021	0.15	0.035 (J)				<0.1		0.044 (J)	0.035 (J)
2/22/2022	0.062 (J)	<0.1	<0.1					0.033 (J)	<0.1
2/23/2022				0.36	0.043 (J)	0.037 (J)	0.13		
8/2/2022	0.12	<0.1	<0.1	0.28					<0.1
8/3/2022					<0.1		0.098 (J)	0.052 (J)	
8/4/2022						<0.1			
2/6/2023									
2/7/2023		<0.1	<0.1		<0.1				<0.1
2/8/2023	0.13			0.31		<0.1	0.1	0.052 (J)	
8/1/2023		<0.1	<0.1						<0.1
8/2/2023	0.17			0.3	<0.1		0.13	0.05 (J)	
8/3/2023						<0.1			

# Prediction Limit

Constituent: Fluoride (mg/L) Analysis Run 9/13/2023 3:38 PM View: Appendix III  
Plant McIntosh Client: Southern Company Data: McIntosh LF4 CCR

GWC-23

4/19/2016	
4/20/2016	
4/21/2016	
6/14/2016	
6/15/2016	
6/16/2016	0.04 (J)
8/9/2016	
8/10/2016	<0.1
8/11/2016	
9/26/2016	
9/27/2016	
9/28/2016	0.097 (J)
11/14/2016	
11/15/2016	
11/16/2016	0.092 (J)
1/10/2017	
1/11/2017	
1/12/2017	
1/13/2017	
1/16/2017	
1/17/2017	<0.1
2/28/2017	
3/1/2017	
3/2/2017	<0.1
4/19/2017	
4/20/2017	
4/24/2017	
4/25/2017	<0.1
7/13/2017	<0.1
10/10/2017	
10/11/2017	
10/12/2017	<0.1
12/13/2017	
1/10/2018	
1/11/2018	
1/12/2018	<0.1
7/11/2018	
7/12/2018	<0.1
1/29/2019	
1/30/2019	<0.1
3/26/2019	
3/27/2019	0.027
9/10/2019	
9/11/2019	0.041 (J)
3/31/2020	
4/1/2020	0.05 (J)
4/2/2020	
9/15/2020	0.028 (J)
9/16/2020	
3/16/2021	
3/17/2021	<0.1
8/17/2021	

# Prediction Limit

Constituent: Fluoride (mg/L) Analysis Run 9/13/2023 3:38 PM View: Appendix III  
Plant McIntosh Client: Southern Company Data: McIntosh LF4 CCR

---

	GWC-23
8/18/2021	
8/19/2021	<0.1
2/22/2022	
2/23/2022	0.03 (J)
8/2/2022	
8/3/2022	
8/4/2022	<0.1
2/6/2023	
2/7/2023	
2/8/2023	<0.1
8/1/2023	
8/2/2023	
8/3/2023	0.063 (J)

# Prediction Limit

Constituent: pH (S.U.) Analysis Run 9/13/2023 3:38 PM View: Appendix III

Plant McIntosh Client: Southern Company Data: McIntosh LF4 CCR

	GWA-5 (bg)	GWA-3 (bg)	GWC-12	GWC-1	GWA-2 (bg)	GWA-4A (bg)	GWC-10	GWC-11	GWC-9
6/19/2015	5.95	5.23	5.05						
6/20/2015				4.87	4.69	4.92	6.28	6.13	4.7
12/14/2015									
12/15/2015									
4/19/2016		4.92			4.99				4.98
4/20/2016	5.85		5.17	5.43		4.9		6.28	
4/21/2016							6.21		
6/14/2016	5.53	4.89			4.98	4.9			
6/15/2016			5.12	5.28				6.55	5.2
6/16/2016							6.27		
8/9/2016	5.44	4.92			4.72				
8/10/2016			5.12	5.15			6.12	6.22	4.78
8/11/2016						5.37			
9/26/2016					4.74				
9/27/2016	5.59	5.25	5.19	5.19		5.89	6.29	6.33	4.91
9/28/2016									
11/14/2016		4.96				5.94			
11/15/2016	5.58		5.14	5.2	4.8		6.12	6.28	4.81
11/16/2016									
1/10/2017		4.21			4.59	5.44			
1/11/2017	5.56								
1/12/2017			5.13	5.27			6.23	6.26	
1/13/2017									5.28
1/16/2017									
1/17/2017									
2/28/2017	5.53	4.95			4.91	5.49			
3/1/2017			5.05	5.31			6.15	6.41	4.81
3/2/2017									
4/19/2017		5.12			4.98				
4/20/2017	5.63		5.15	5.29		5.51			
4/24/2017							6.8	6.26	4.99
4/25/2017									
7/13/2017									
7/17/2017					4.61				
7/18/2017	5.51	4.89				5.26			
7/19/2017				5.03					
7/20/2017			5.04						
7/24/2017							6.19	6.27	4.82
7/25/2017									
10/17/2017	5.62	4.96	5.03	5.25	4.93	5.28	6.11	6.35	4.85
1/10/2018	5.59	4.93			4.78	5.05			
1/11/2018			5.13	5.02			6.32	6.15	
1/12/2018									4.83
7/11/2018	5.49	4.87 (D)			4.75 (D)	4.53			
7/12/2018			5.09 (D)	5.04 (D)			6.7 (D)	6.63 (D)	4.8 (D)
1/29/2019	5.39	4.98			4.91	4.66			
1/30/2019			5.01	5.21			6.2	6.09	4.88
3/26/2019	5.45					4.72			
3/27/2019		4.8	4.93	5.15	4.69		6.54	6.32	4.75
9/10/2019	5.71					4.72			
9/11/2019		5.03	5.04	4.8	4.77		6.63	6.37	4.8
3/31/2020	5.45					5.06			







# Prediction Limit

Constituent: pH (S.U.) Analysis Run 9/13/2023 3:38 PM View: Appendix III  
Plant McIntosh Client: Southern Company Data: McIntosh LF4 CCR

	GWC-17 (bg)	GWC-18 (bg)	GWA-16 (bg)	GWC-20	GWC-21	GWA-14 (bg)	GWC-19	GWA-15 (bg)	GWA-13 (bg)
4/1/2020	5.3	6.15	4.95	5.03	5.04	5.26	5.67	5.35	
4/2/2020									
9/15/2020	5.29	6.13	5.02	4.96	4.86	5.83		4.92	5.07
9/16/2020							5.43		
3/16/2021	4.83		4.68	4.78		4.76	5.45		4.47
3/17/2021		5.99			4.8			5.41	
8/17/2021			4.95			5.12			
8/18/2021									4.93
8/19/2021	5.29	6.17		4.91	4.81		5.69	4.92	
2/22/2022	5.29		4.98	5.02		5.2		5.15	4.91
2/23/2022		6.2			4.87		5.63		
8/2/2022	5.18	6.41	4.93			5.05		4.9	4.86
8/3/2022				4.98			5.62		
8/4/2022					4.83				
2/6/2023									4.75
2/7/2023		6.47	4.88			5.03		5.19	
2/8/2023	5.31			4.84	4.85		5.59		
8/1/2023			4.47					4.58	4.53
8/2/2023	4.99	6.28		4.72		4.82	5.42		
8/3/2023					4.61				

# Prediction Limit

Constituent: pH (S.U.) Analysis Run 9/13/2023 3:38 PM View: Appendix III  
Plant McIntosh Client: Southern Company Data: McIntosh LF4 CCR

GWC-23

6/19/2015	
6/20/2015	
12/14/2015	
12/15/2015	
4/19/2016	
4/20/2016	
4/21/2016	
6/14/2016	
6/15/2016	
6/16/2016	
8/9/2016	
8/10/2016	6.34
8/11/2016	
9/26/2016	
9/27/2016	
9/28/2016	6.29
11/14/2016	
11/15/2016	
11/16/2016	6.18
1/10/2017	
1/11/2017	
1/12/2017	
1/13/2017	
1/16/2017	
1/17/2017	5.68
2/28/2017	
3/1/2017	
3/2/2017	5.75
4/19/2017	
4/20/2017	
4/24/2017	
4/25/2017	5.65
7/13/2017	5.65
7/17/2017	
7/18/2017	
7/19/2017	
7/20/2017	
7/24/2017	
7/25/2017	5.24
10/17/2017	5.37
1/10/2018	
1/11/2018	
1/12/2018	5.35
7/11/2018	
7/12/2018	5.21 (D)
1/29/2019	
1/30/2019	5.14
3/26/2019	
3/27/2019	5.3
9/10/2019	
9/11/2019	5.24
3/31/2020	

# Prediction Limit

Constituent: pH (S.U.) Analysis Run 9/13/2023 3:38 PM View: Appendix III  
Plant McIntosh Client: Southern Company Data: McIntosh LF4 CCR

---

	GWC-23
4/1/2020	5.23
4/2/2020	
9/15/2020	5.18
9/16/2020	
3/16/2021	
3/17/2021	4.97
8/17/2021	
8/18/2021	
8/19/2021	5.16
2/22/2022	
2/23/2022	5.11
8/2/2022	
8/3/2022	
8/4/2022	5.12
2/6/2023	
2/7/2023	
2/8/2023	5.08
8/1/2023	
8/2/2023	
8/3/2023	5.13

# Prediction Limit

Constituent: Total Dissolved Solids (mg/L) Analysis Run 9/13/2023 3:38 PM View: Appendix III

Plant McIntosh Client: Southern Company Data: McIntosh LF4 CCR

	GWA-3 (bg)	GWC-18 (bg)	GWA-2 (bg)	GWC-19	GWC-9	GWA-4A (bg)	GWA-16 (bg)	GWC-17 (bg)	GWA-5 (bg)
4/19/2016	<10	106	<10	34	49				
4/20/2016						<10	<10	29	<10
4/21/2016									
6/14/2016	46		55			67			62
6/15/2016					84		67	85	
6/16/2016		150		34					
8/9/2016	18		6				4 (J)	<10	6
8/10/2016				32	44				
8/11/2016		78				<10			
9/26/2016			24						
9/27/2016	30				30	28	18	6	10
9/28/2016		43		13					
11/14/2016	26					48			
11/15/2016			38	64	32		26	24	32
11/16/2016		140							
1/10/2017	18		18			22			
1/11/2017		64					<10	20	12
1/12/2017									
1/13/2017					54				
1/16/2017				12					
1/17/2017									
2/28/2017	22		12			32			<10
3/1/2017		88		72	34		6	38	
3/2/2017									
4/19/2017	14		14						
4/20/2017						20	<10	6	34
4/24/2017					<10				
4/25/2017		92		62					
7/13/2017									
10/10/2017			10			24			
10/11/2017	30						24	48	40
10/12/2017		54		38	20				
12/12/2017									
12/13/2017									
1/10/2018	28		6			42			48
1/11/2018							6	18	
1/12/2018		110		81	48				
7/11/2018	12 (J)	16 (J)	16 (J)	38 (J)		<5 (J)	24 (J)	22 (J)	22 (J)
7/12/2018					42 (J)				
1/29/2019	27		36	62		26	26	37	34
1/30/2019		100 (J)			42 (J)				
3/26/2019						39	27		21
3/27/2019	35	79	36	61	34			38	
9/10/2019						36	13		13
9/11/2019	15	45	28	49	43			31	
3/31/2020						27			28
4/1/2020	20	73	32	52	36		15	27	
4/2/2020									
9/15/2020	<10	64	22				14	26	23
9/16/2020				60	<10	21			
3/16/2021	25		24	65			20	25	
3/17/2021		59			40	36			31

# Prediction Limit

Constituent: Total Dissolved Solids (mg/L) Analysis Run 9/13/2023 3:38 PM View: Appendix III  
Plant McIntosh Client: Southern Company Data: McIntosh LF4 CCR

	GWA-3 (bg)	GWC-18 (bg)	GWA-2 (bg)	GWC-19	GWC-9	GWA-4A (bg)	GWA-16 (bg)	GWC-17 (bg)	GWA-5 (bg)
8/17/2021	21		48				19		
8/18/2021									
8/19/2021		71		57	37	26		32	20
2/22/2022	16		27				17	27	21
2/23/2022		54		41	30	21			
8/2/2022	11	39	12				<10	15	11
8/3/2022				50	42	20			
8/4/2022									
2/6/2023									
2/7/2023	25	90	32			21	24		24
2/8/2023				54	44			35	
8/1/2023			26			25	35		19
8/2/2023	31	89		51	45			38	
8/3/2023									

# Prediction Limit

Constituent: Total Dissolved Solids (mg/L) Analysis Run 9/13/2023 3:38 PM View: Appendix III  
 Plant McIntosh Client: Southern Company Data: McIntosh LF4 CCR

	GWC-12	GWC-1	GWA-14 (bg)	GWA-13 (bg)	GWC-11	GWA-15 (bg)	GWC-20	GWC-10	GWC-21
4/19/2016									
4/20/2016	41	<10	<10	<10	32				
4/21/2016						<10	28	49	<10
6/14/2016			65	47					
6/15/2016	27	52			81	58			
6/16/2016							42	109	30
8/9/2016			24	10		6			
8/10/2016	6	10			64		6	58	<10
8/11/2016									
9/26/2016									
9/27/2016	16	30	14	16	60	16	20	100	14
9/28/2016									
11/14/2016									
11/15/2016	22	32	18	4 (J)	72	18	82	94	58
11/16/2016									
1/10/2017									
1/11/2017			6			8			
1/12/2017	44	52		26	84			110	38
1/13/2017							36		
1/16/2017									
1/17/2017									
2/28/2017			14	6		4 (J)			
3/1/2017	8	44			64		40	110	32
3/2/2017									
4/19/2017									
4/20/2017	<10	20	<10	<10		10			
4/24/2017					46			32	16
4/25/2017							14		
7/13/2017									
10/10/2017									
10/11/2017		54	22	32	88	26			
10/12/2017	12						22	74	12
12/12/2017								150	
12/13/2017					68				
1/10/2018				10					
1/11/2018	34	100	36		10	56		150	20
1/12/2018							56		
7/11/2018			20 (J)	28 (J)		<5 (J)	32 (J)		52 (J)
7/12/2018	26 (J)	24 (J)			94 (J)			140 (J)	
1/29/2019			22	24		23	27		
1/30/2019	22 (J)	55 (J)			89 (J)			160 (J)	43 (J)
3/26/2019			17	<10		17			
3/27/2019	24	26			79		57	130	33
9/10/2019			16	21					
9/11/2019	28	49			39	15	45	130	23
3/31/2020				17					
4/1/2020	20	39	<10			21	26	130	21
4/2/2020					63				
9/15/2020		25	17	17	82	13	34	140	24
9/16/2020	17								
3/16/2021	19	29	17	23			37	130	
3/17/2021					81	29			24

# Prediction Limit

Constituent: Total Dissolved Solids (mg/L) Analysis Run 9/13/2023 3:38 PM View: Appendix III  
Plant McIntosh Client: Southern Company Data: McIntosh LF4 CCR

	GWC-12	GWC-1	GWA-14 (bg)	GWA-13 (bg)	GWC-11	GWA-15 (bg)	GWC-20	GWC-10	GWC-21
8/17/2021			19						
8/18/2021	20	33		21	97			140	
8/19/2021						21	40		32
2/22/2022			16	17		22	33		
2/23/2022	16	31			70			130	26
8/2/2022			13	<10	35	11			
8/3/2022	25	33					35	130	
8/4/2022									26
2/6/2023				19					
2/7/2023	27	34	23			23			
2/8/2023					71		31	130	32
8/1/2023				35		47			
8/2/2023	28	35	26		79		36	130	
8/3/2023									30

# Prediction Limit

Constituent: Total Dissolved Solids (mg/L) Analysis Run 9/13/2023 3:38 PM View: Appendix III  
Plant McIntosh Client: Southern Company Data: McIntosh LF4 CCR

GWC-23

4/19/2016	
4/20/2016	
4/21/2016	
6/14/2016	
6/15/2016	
6/16/2016	78
8/9/2016	
8/10/2016	88
8/11/2016	
9/26/2016	
9/27/2016	
9/28/2016	35
11/14/2016	
11/15/2016	
11/16/2016	98
1/10/2017	
1/11/2017	
1/12/2017	
1/13/2017	
1/16/2017	
1/17/2017	36
2/28/2017	
3/1/2017	
3/2/2017	38
4/19/2017	
4/20/2017	
4/24/2017	
4/25/2017	28
7/13/2017	20
10/10/2017	
10/11/2017	
10/12/2017	24
12/12/2017	
12/13/2017	
1/10/2018	
1/11/2018	
1/12/2018	43
7/11/2018	
7/12/2018	40
1/29/2019	
1/30/2019	38 (J)
3/26/2019	
3/27/2019	42
9/10/2019	
9/11/2019	24
3/31/2020	
4/1/2020	25
4/2/2020	
9/15/2020	27
9/16/2020	
3/16/2021	
3/17/2021	24



# Prediction Limit

Constituent: Total Dissolved Solids (mg/L) Analysis Run 9/13/2023 3:38 PM View: Appendix III  
Plant McIntosh Client: Southern Company Data: McIntosh LF4 CCR

---

GWC-23

8/17/2021	
8/18/2021	
8/19/2021	32
2/22/2022	
2/23/2022	23
8/2/2022	
8/3/2022	
8/4/2022	33
2/6/2023	
2/7/2023	
2/8/2023	31
8/1/2023	
8/2/2023	
8/3/2023	36



**ATLANTIC COAST  
CONSULTING, INC.**

Roswell, GA  
1150 Northmeadow Pkwy  
Suite 100  
Roswell, GA 30076  
Phone: 770.594.5998

Savannah, GA  
7414 Hodgson Memorial Dr  
Suite 2B  
Savannah, GA 31401  
Phone: 912.236.3471

Knoxville, TN  
8848 Cedar Springs Ln  
Suite 202  
Knoxville, TN 37923  
Phone: 865.531.9143